

# Dispersion of Slow Magnetoacoustic Waves in the Active Region Fan Loops Introduced by Thermal Misbalance

S. Belov<sup>1,2</sup> · N. Molevich<sup>2</sup> ·  
D. Zavershinskii<sup>1,2</sup>

© Springer ●●●

## Abstract

Slow magnetoacoustic waves observed in the solar corona are used as seismological probes of plasma parameters. It has been shown that dispersion properties of such waves can vary significantly under the influence of the wave-induced thermal misbalance. In the current research, we study the effect of misbalance on waves inside the magnetic-flux tube under the second-order thin-flux-tube approximation. Using the parameters of active region fan coronal loops, we calculated wave properties such as the phase speed and decrement. It is shown that neglecting thermal misbalance may be the reason for the substantial divergence between seismological and spectrometric estimations of plasma parameters. We also show that the frequency dependence of phase speed is affected by two features, namely the geometric dispersion and the dispersion caused by the thermal misbalance. In contrast to the phase speed, the wave decrement primarily is affected by the thermal misbalance only. The dependencies of the phase speed and decrement of the slow wave on magnetic field and tube cross-section are also analyzed.

**Keywords:** Waves, Magnetohydrodynamic; Coronal Seismology; Oscillations, Solar

## 1. Introduction

Various magnetohydrodynamic waves are omnipresent in the solar corona (see, e.g., Nakariakov and Kolotkov (2020) for a recent review). In particular, many

---

✉ S.A. Belov  
[mr\\_beloff@mail.ru](mailto:mr_beloff@mail.ru)

<sup>1</sup> Department of Physics, Samara National Research University, Moscovskoe sh. 34, Samara, 443086, Russia

<sup>2</sup> Department of Theoretical Physics, Lebedev Physical Institute, Novo-Sadovaya st. 221, Samara, 443011, Russia

observed phenomena are associated with propagating or standing slow waves. For example, strongly damped Doppler-shift oscillations observed with the *Solar Ultraviolet Measurements of Emitted Radiation* (SUMER) spectrometer onboard the *Solar and Heliospheric Observatory* (SOHO) mission and commonly known as SUMER oscillations are attributed to standing slow waves in hot coronal loops (Wang, 2011). Sloshing oscillations, which are observed as localized enhancements of the EUV emission intensity in hot coronal loops, bouncing back and forth between the footpoints (Reale, 2016; Pant et al., 2017), are associated with the evolution of slow modes in the closed magnetic configuration. Propagating slow waves are usually detected as quasi-periodic EUV and soft X-ray intensity perturbations. These perturbations propagate upward along field-aligned plasma non-uniformities and are detected in many coronal regions, for example, in active-region fan-like loops (Yuan and Nakariakov, 2012), and in plume and inter-plume regions in polar coronal holes (Gupta et al., 2010).

Propagating slow waves can be used to probe the direction (Marsh, Walsh, and Plunkett, 2009) and value (Jess et al., 2016) of the coronal magnetic field, as well as the effective polytropic index of a plasma (Van Doorselaere et al., 2011). The main feature of observed propagating slow waves is their quick decay with the damping lengths  $\approx 10$  Mm. Using spectroscopic and stereoscopic-imaging observations of slow-magnetoacoustic-wave propagation within a coronal loop, Marsh, De Moortel, and Walsh (2011) investigated the damping of the slow magnetoacoustic mode in three dimensions. According to their analysis, the damping length is found to be of 20 Mm. The authors' subsequent forward modeling suggest that the thermal conduction is insufficient to explain this value, given the observed parameters of the coronal-loop temperature, density, and wave period. In addition, the observed damping lengths are shorter for shorter wave periods (Prasad, Banerjee, and Doorselaere, 2014) and show no obvious decrease with temperature (Krishna Prasad, Jess, and Van Doorselaere, 2019). Such features indicate that an alternative or additional dispersive/dissipative mechanism should be taken into consideration.

It was shown by Zavershinskii et al. (2019) and Kolotkov, Nakariakov, and Zavershinskii (2019) that the effect called thermal misbalance can significantly affect dispersion properties of slow waves in the solar corona. Thermal misbalance is a manifestation of the feedback between compression waves and heating/cooling processes operating in the plasma. This can lead to the dependence of the phase speed and the rate of growth/decay on the period, cause an increase or additional damping of waves and lead to the formation of quasi-periodic patterns (see, e.g., Zavershinskii et al., 2019). Moreover, the effect of thermal misbalance can be associated with the observed temperature dependence of the polytropic index (see, e.g., Krishna Prasad et al., 2018). The misbalance is also shown to be responsible for the phase shift between perturbations of various plasma parameters (density, temperature, etc.) and for the distribution of energy in and between eigenmodes, e.g. slow and entropy waves (see Zavershinskii et al., 2021). Particularly, the role of thermal misbalance in the estimation of the phase shifts is found to be significant for the high-density and low-temperature loops. Prasad, Srivastava, and Wang (2021) show that the variation of heating mechanism may lead to around a five-fold increase in the phase difference. The previously

mentioned behaviour of damping length can be explained by the influence of thermal misbalance on the slow-wave dynamics as well. Duckenfield, Kolotkov, and Nakariakov (2021) found that the damping times of slow waves due to thermal misbalance are of the order of 10–100 minutes, which coincides with the wave periods and damping times observed.

In this article, we will focus on slow waves propagating in active region fan loops. It is known from pioneering works by Zaitsev and Stepanov (1975, 1982) and Edwin and Roberts (1983) that slow waves are a subject of dispersion due to the finite size of the wave-guiding structure. As a result of such a geometric dispersion, the phase speed of slow waves lies between the tube- and sound speeds inside the wave guide. We aim to consider the combined influence of the finite cross section and thermal misbalance on slow MA waves. It will be shown that to describe the propagation of slow waves in magnetic flux tubes of thermally active plasma, it is necessary to use a tube speed obtained with both geometric dispersion and dispersion due to thermal misbalance taken into account.

The organization of our article is as follows: in Section 2, one may find the evolutionary equation for compression modes propagating in a magnetic-flux tube composed of thermally active plasma. Using the equation obtained, we derive the relations describing dispersion properties of slow MA waves. In order to apply the obtained theoretical results to the coronal conditions, we specify the considered heat-loss model in Section 3.1. Further, in Section 3.2, we turn to the dependence of the phase velocity on the period of the slow wave and compare our results with the results for an ideal plasma without thermal misbalance. We show that neglecting the impact from the heating/cooling process may be the source of significant errors in the seismological estimation of plasma parameters (see Section 3.3). However, these deviations may be used for seismological determination of unknown coronal-heating mechanism as a solution of the reverse problem. In addition, in Section 4, we analyze the role of the cross-section scale and magnetic-field strength on dispersion properties of slow waves. The summary and discussion of the results presented can be found in the final section of this article.

## 2. Dispersion Relation

The general approach of Zaitsev and Stepanov (1975, 1982) and Edwin and Roberts (1983) gives extensive information about properties of MHD waves propagating inside a magnetic-flux tube. However, it is not always convenient for analysis. Therefore, we will use the second-order thin-flux-tube approximation (Zhugzhda, 1996), which allows us to reduce the two-dimensional consideration to a one-dimensional one. This assumption implies that  $R \ll \lambda$ , where  $R$  is the tube radius and  $\lambda$  is the characteristic length for density, velocity and other physical parameters variations along the tube. Further, we will consider MHD waves propagating in the magnetic-flux tubes composed of thermally active plasma. In order to take into account the thermal misbalance effect, the system of equations from Zhugzhda (1996) have been slightly modified by adding the heating and

cooling rates in the right-hand side of the energy transport Equation 8. Thus, the basic set of equations is written as follows:

$$\frac{\partial \rho}{\partial t} + 2\rho V + \frac{\partial \rho u}{\partial z} = 0, \quad (1)$$

$$\begin{aligned} p + \frac{b_z^2}{8\pi} - \frac{A}{2\pi} \left[ \rho \left( \frac{\partial V}{\partial t} + u \frac{\partial V}{\partial z} + V^2 - \Omega^2 \right) + \right. \\ \left. + \frac{1}{4\pi} \left( J^2 - \frac{1}{4} \left( \frac{\partial b_z}{\partial z} \right)^2 + \frac{1}{2} b_z \frac{\partial^2 b_z}{\partial z^2} \right) \right] = p_{\text{ext}}, \end{aligned} \quad (2)$$

$$\rho \frac{\partial u}{\partial t} + \rho u \frac{\partial u}{\partial z} = -\frac{\partial p}{\partial z}, \quad (3)$$

$$\rho \frac{\partial \Omega}{\partial t} + \rho u \frac{\partial \Omega}{\partial z} + 2\rho \Omega V = \frac{1}{4\pi} \left( b_z \frac{\partial J}{\partial z} - J \frac{\partial b_z}{\partial z} \right), \quad (4)$$

$$\frac{\partial J}{\partial t} + \frac{\partial u J}{\partial z} + 2VJ - b_z \frac{\partial \Omega}{\partial z} = 0, \quad (5)$$

$$\frac{\partial b_z}{\partial t} + u \frac{\partial b_z}{\partial z} + 2Vb_z = 0, \quad (6)$$

$$\frac{\partial A}{\partial t} + u \frac{\partial A}{\partial z} - 2VA = 0, \quad (7)$$

$$C_V \rho \left( \frac{\partial T}{\partial t} + u \frac{\partial T}{\partial z} \right) - \frac{k_B T}{m} \left( \frac{\partial \rho}{\partial t} + u \frac{\partial \rho}{\partial z} \right) = -\rho Q(\rho, T), \quad (8)$$

$$p = \frac{k_B}{m} \rho T. \quad (9)$$

In Equations 1–9,  $\rho$ ,  $T$ , and  $p$  are the density, temperature, and pressure of the plasma, respectively;  $u$  and  $b_z$  are the plasma velocity and magnetic field along the flux tube,  $V$  is the radial derivative of the radial velocity;  $J$  and  $\Omega$  are the current density and vorticity, respectively;  $A = \pi R^2$  is the flux-tube cross section,  $R$  is the tube radius;  $p_{\text{ext}}$  is the total (gas-dynamic and magnetic) external pressure;  $k_B$  is the Boltzmann constant;  $C_V$  is the specific heat capacity at constant volume;  $m$  is the mean mass per one particle. We use  $Q(\rho, T) = L(\rho, T) - H(\rho, T)$  for the heat-loss function (Parker, 1953; Field, 1965), where  $H(\rho, T)$  and  $L(\rho, T)$  are heating and radiation cooling rates, respectively. The heat-loss function equals zero under steady-state condition:  $Q(\rho_0, T_0) = L(\rho_0, T_0) - H(\rho_0, T_0) = L_0 - H_0 = 0$ .

As the cooling and heating rates depend on density and temperature, the wave-induced perturbations of these rates cause the misbalance between non-adiabatic processes, which, in turn, affects waves. The impact of this feedback

varies depending on the wave frequency  $\omega$ . Using characteristic timescales  $\tau_V = C_V/Q_{0T}$  and  $\tau_P = C_P T_0 / (Q_{0T} T_0 - Q_{0\rho} \rho_0)$ , one may introduce ranges of weak ( $\omega |\tau_{V,P}| \gg 1$ ) and strong ( $\omega |\tau_{V,P}| \ll 1$ ) impacts of the thermal misbalance. Here,  $C_P = C_V + k_B/m$  is the specific heat capacity at constant pressure,  $Q_{0T} = \partial Q / \partial T|_{\rho_0, T_0}$ ,  $Q_{0\rho} = \partial Q / \partial \rho|_{\rho_0, T_0}$ . It has been previously shown that the phase speed [ $c_{\text{ph}}$ ] of slow MA modes becomes frequency-dependent in the uniform plasma with thermal misbalance and varies between  $c_S$  and  $c_{SQ}$  (see Molevich and Oraevskii, 1988; Zavershinskii et al., 2019). The harmonics weakly affected by the thermal misbalance ( $\omega |\tau_{V,P}| \gg 1$ ) propagate with  $c_S = \sqrt{C_P k_B T_0 / C_V m}$ , which is the standard value for the plasma without the thermal misbalance. In the opposite case ( $\omega |\tau_{V,P}| \ll 1$ ), the heating and cooling processes fully determine the speed of sound  $c_{SQ} = \sqrt{\tau_V C_P k_B T_0 / \tau_P C_V m}$ . The maximum of dispersion effect (where  $dc_{\text{ph}}/d\omega$  reaches maximum) is reached near the period

$$P_m = 2\pi(\tau_P \tau_V)^{\frac{1}{2}}. \quad (10)$$

Let us analyze waves in a untwisted ( $J_0 = 0$ ) and non-rotating ( $\Omega_0 = 0$ ) flux tube. The linearization procedure applied to Equations 1–9 allows us to obtain evolutionary equations for plasma eigenmodes. In the considered case, the Alfvén waves are not coupled with compressional modes and, therefore, can be excluded from our analysis. Focusing on compressional waves only and excluding all variables except the density perturbation  $\rho_1$ , gives us the following equation:

$$\frac{\partial}{\partial t} \hat{D} \rho_1 + \frac{1}{\tau_V} \hat{D}_Q \rho_1 = 0, \quad (11)$$

where

$$\begin{aligned} \hat{D} &= \left( (c_A^2 + c_S^2) \left( \frac{\partial^2}{\partial t^2} - c_T^2 \frac{\partial^2}{\partial z^2} \right) + \frac{A_0}{4\pi} \left( \frac{\partial^2}{\partial t^2} - c_S^2 \frac{\partial^2}{\partial z^2} \right) \left( \frac{\partial^2}{\partial t^2} - c_A^2 \frac{\partial^2}{\partial z^2} \right) \right), \\ \hat{D}_Q &= \left( (c_A^2 + c_{SQ}^2) \left( \frac{\partial^2}{\partial t^2} - c_{TQ}^2 \frac{\partial^2}{\partial z^2} \right) + \frac{A_0}{4\pi} \left( \frac{\partial^2}{\partial t^2} - c_{SQ}^2 \frac{\partial^2}{\partial z^2} \right) \left( \frac{\partial^2}{\partial t^2} - c_A^2 \frac{\partial^2}{\partial z^2} \right) \right). \end{aligned}$$

The evolutionary Equation 11 is the PDE of the fifth order in time  $t$  and fourth order in coordinate  $z$ . We use notations  $A_0$  for the unperturbed cross section and  $c_A^2 = B_0^2 / 4\pi \rho_0$  for the square of Alfvén speed, where  $B_0$  is the unperturbed magnetic field along the tube. It follows from Equation 11 that for a loop with some specified temperature, the wave dynamics will be governed by loop geometry (through  $A_0$ ), magnetic-field strength (through  $c_A^2$ ) and heating/cooling processes (through  $\tau_P, \tau_V$ ). It can be shown that applying the infinite field approximation ( $\beta \rightarrow 0$  and  $A_0 k^2 \rightarrow 0$ ), Equation 11 is reduced to the equation for compressional perturbations previously analyzed by Zavershinskii et al. (2019). In the case of the absence of thermal misbalance  $\tau_{P,V} \rightarrow \infty$ , Equation 11 transforms to the evolutionary equation for an ideal plasma (Zhugzhda, 1996).

It can be seen that the multiplier  $A_0$  is present in both of the operators  $\hat{D}$  and  $\hat{D}_Q$ . This fact implies that the geometric dispersion will act not only at temporal scales weakly affected by the thermal misbalance ( $\omega |\tau_{V,P}| \gg 1$ , see  $\hat{D}$ ), but also at frequencies that are strongly affected by the thermal misbalance ( $\omega |\tau_{V,P}| \ll 1$ ,

see  $\hat{D}_Q$ ). As a result, to describe the properties of waves, one should introduce not only the well-known tube speed  $c_T = \sqrt{c_A^2 c_S^2 / (c_A^2 + c_S^2)}$ , which is the consequence of single geometric dispersion, but also the modified tube-speed value following from the combination of geometric and thermal-misbalance dispersion effects:

$$c_{TQ} = \sqrt{\frac{c_A^2 c_{SQ}^2}{c_A^2 + c_{SQ}^2}}. \quad (12)$$

As we are interested in the dispersion properties of waves, we search for the solution for Equation 11 of the form  $e^{-i\omega t + ikz}$ . Collecting together terms involving the same powers of  $k$ , we can write the dispersion relation as:

$$ak^4 + bk^2 - c = 0, \quad (13)$$

where

$$\begin{aligned} a &= \frac{A_0}{4\pi} (c_{SQ}^2 - i\omega\tau_V c_S^2) c_A^2, \\ b &= \left( (c_A^2 + c_{SQ}^2) \left( c_{TQ}^2 - \frac{A_0}{4\pi} \omega^2 \right) - i\omega\tau_V (c_A^2 + c_S^2) \left( c_T^2 - \frac{A_0}{4\pi} \omega^2 \right) \right), \\ c &= \left( \left( (c_A^2 + c_{SQ}^2) - \frac{A_0}{4\pi} \omega^2 \right) - i\omega\tau_V \left( \left( c_A^2 + c_S^2 - \frac{A_0}{4\pi} \omega^2 \right) \right) \right) \omega^2. \end{aligned}$$

The dispersion relation (Equation 13) describes five compressional modes including two fast and two slow MA waves, and also one entropy mode. Considering the first order thin flux tube approximation  $A_0 k^2 \rightarrow 0$ , reduced dispersion relation 13 coincides with those presented in Duckenfield, Kolotkov, and Nakariakov (2021) (assuming the weak impact of thermal conduction and no dependence of the heating rate on magnetic field strength). The entropy mode is the non-propagating mode with the real part of the frequency identically equal zero ( $\text{Re } \omega = 0$ ) independently of the heat-loss function. It should be mentioned that in some specific regimes of thermal misbalance (specific forms of the heat-loss function), the slow-mode harmonics can demonstrate mixed properties and become non-propagating as well (for more details see Zavershinskii et al., 2021). However, these regimes are not a subject of the current study. Thus, to find roots that can be associated with propagating MA waves, we look for wavenumbers in the form  $k = k_{\text{Re}} + ik_{\text{Im}}$  and assume that the corresponding frequency is some real non-zero quantity  $\text{Re } \omega \neq 0$ . Following this assumption, we can find the exact solution of the dispersion relation (Equation 13) as:

$$k_{\text{Re}} = \sqrt{\frac{\text{Re}(r_{\pm}) + \text{Abs}(r_{\pm})}{2}}, \quad k_{\text{Im}} = \frac{\text{Im}(r_{\pm})}{2k_{\text{Re}}}, \quad r_{\pm} = \frac{-b \pm \sqrt{b^2 + 4ac}}{2a}. \quad (14)$$

This solution (Equation 14) describes dispersion properties of slow (root  $r_+$ ) and fast (root  $r_-$ ) waves propagating in the plasma flux tube in the presence of thermal misbalance. Further, we will concentrate on the solution corresponding to the propagating slow waves only, since consideration of fast waves requires additional information about the external medium.

As the final matter of this section, it is worth recalling some applicability condition of thin-flux-tube approximation to determine the wave periods of interest. According to Zhugzhda (1996), the second-order thin-flux-tube approximation is applicable only when wave period  $P$  is greater than the mechanical equilibration time in the radial direction  $[\tau_R]$ . Thus, the subsequent analysis refers to periods  $P > \tau_R$ , where  $\tau_R = R/\min(c_A, c_S, c_{SQ})$ .

### 3. Slow Waves in Active Region Fan Loops

#### 3.1. Heat-Loss Model

In what follows, we will consider the slow-wave propagation inside active region fan loops. In order to account for the thermal-misbalance influence on slow waves, one should determine the heat-loss function  $[Q(\rho, T)]$ . In this study, the following form of the loss part due to the optically thin radiation is used

$$L(\rho, T) = \frac{\rho}{4m^2} \Lambda(T), \quad (15)$$

where  $m = 0.6 \times 1.67 \times 10^{-24}$  g is the mean particle mass,  $\Lambda(T)$  is the radiative-loss function determined from the CHIANTI atomic database v. 10.0 (Dere et al., 1997; Del Zanna et al., 2021). The heating function  $H(\rho, T)$  can be locally modeled as

$$H(\rho, T) = h\rho^a T^b, \quad (16)$$

where  $h$ ,  $a$ , and  $b$  are given constants. The first constant  $h$  is determined from the steady-state condition  $Q(\rho_0, T_0) = 0$ :  $h = L(\rho_0, T_0) / \rho_0^a T_0^b$ . The power-law indices  $a$  and  $b$  could be associated with some specific heating mechanism. More frequently, the following five mechanisms are considered (Rosner, Tucker, and Vaiana, 1978; Dahlburg and Mariska, 1988; Ibanez S. and Escalona T., 1993): i) constant heating per unit volume ( $a = -1$ ,  $b = 0$ ); ii) constant heating per unit mass ( $a = 0$ ,  $b = 0$ ); iii) heating by coronal current dissipation ( $a = 0$ ,  $b = 1$ ); iv) heating by Alfvén mode/mode conversion ( $a = 1/6$ ,  $b = 7/6$ ); v) heating by Alfvén mode/anomalous conduction dumping ( $a = -1/2$ ,  $b = -1/2$ ). However, it was shown by Kolotkov, Duckenfield, and Nakariakov (2020) that these mechanisms are incompatible with the observations of widespread coronal thermal stability and the rapid damping of slow (acoustic) waves. In our research, we follow Kolotkov, Duckenfield, and Nakariakov (2020) and Duckenfield, Kolotkov, and Nakariakov (2021) and use the values of  $a = 1/2$ ,  $b = -7/2$ , for which both thermal stability  $\tau_{V,P} > 0$  and acoustic stability  $(\tau_P - \tau_V) / \tau_P \tau_V > 0$  conditions are always satisfied in the coronal plasma. We should mention that the calculations which will be provided further are valid for the chosen heating mechanism. However, the variation of the heating mechanism will lead to the change of the calculated values.

### 3.2. Phase Speed of Slow Waves

In this subsection, we address the period dependence of the slow-mode phase speed in the solar corona. Previously, in Section 2, we introduced the characteristic timescale  $[P_m]$  (see Equation 10) indicating the maximum of the dispersion effect caused by the thermal misbalance only. It seems reasonable to introduce the analogous characteristic timescale for the case of geometric-dispersion effect only. The dispersion relation for the case of the thermal-misbalance absence can be obtained from Equation 13 rewritten using the assumption  $\tau_{P,V} \rightarrow \infty$ . Analyzing the obtained dispersion relation, one may estimate that in this case  $dc_{ph}/d\omega$  reaches a maximum near the period  $P_g$ :

$$P_g = \frac{1}{c_S + c_T} \sqrt{\pi A_0 \frac{(c_T + 3c_S)}{(c_S + 3c_T)} \frac{(4c_A^2 - (c_S + c_T)^2)}{(c_A^2 + c_S^2)}}, \quad (17)$$

which for low  $\beta$  plasma is reduced to  $\approx \pi R/c_S$ .

In the general case, the timescale  $P_m$  may be either greater or smaller than  $P_g$ . The relative position of these timescales is completely defined by the loop parameters and the acting heating/cooling mechanisms. As a result, the form of the frequency dependence of the slow-wave phase velocity can vary significantly depending on certain absolute values of timescales  $P_m$  and  $P_g$ , as well as their ratio. To demonstrate the possible thermal misbalance and finite cross-section influence on the slow-wave phase speed for the heat-loss model discussed above (see Section 3.1), let us consider a fan loop with loop length  $L = 100$  Mm and radius  $R = 1$  Mm. We also assume that the loop consists of plasma with temperature  $T_0 = 0.8$  MK, number density  $n_0 = 10^{10} \text{ cm}^{-3}$ , and magnetic field  $B_0 = 10$  G.

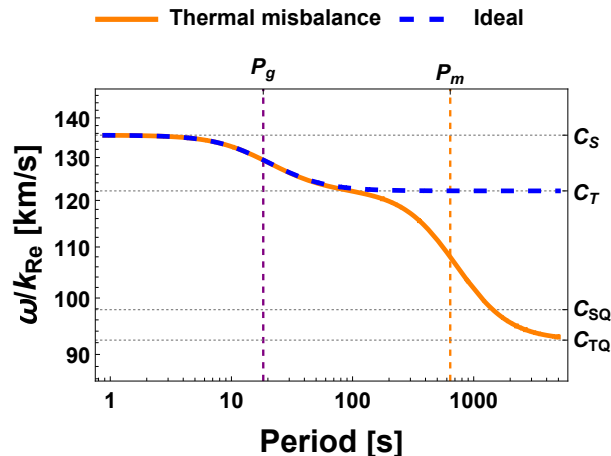
In Figure 1, one may find the comparison between phase speeds of slow waves calculated for the case of geometric dispersion only, and the case of combined influence of the thermal misbalance and finite cross section. For the considered heat-loss model (see Section 3.1), the misbalance timescale is greater than the geometric one:  $P_m > P_g$ . This leads to the fact that for waves with periods comparable to or less than  $P_g$ , the main impact on dispersion properties comes mostly from the finite cross-section influence. As a result, one can see the change in the phase speed from  $c_S$  to  $c_T$  at these periods, similar to the case of an ideal plasma. Differences in the dependence of the phase speed begin at periods comparable with  $P_m$ , since now, in addition to the geometric dispersion, the dispersion due to thermal misbalance plays a role. As a consequence, the value of the phase speed at large periods tends to the value  $c_{TQ}$  (see Equation 12).

The last feature is quite important for the needs of MHD-seismology, since the long-wavelength limit of the phase speed now is  $\lim_{P \rightarrow \infty} c_{ph} = c_{TQ}$ , which may differ significantly from the generally assumed value  $c_T$  for an ideal plasma. This issue is discussed in detail in the following section.

### 3.3. Deviations from Ideal Plasma Approximation

In particular, the above mentioned difference in the phase-speed limit value may be the source of errors in the seismological estimation of plasma parameters.





**Figure 1.** The phase speeds of slow waves in an active-region coronal loop. The solid-orange line corresponds to the case of combined impact of thermal misbalance and finite cross section. The dashed-blue line corresponds to the case of ideal plasma with the single impact of geometric dispersion. Calculations are made for the fan loop with  $L = 100$  Mm,  $R = 1$  Mm,  $T_0 = 0.8$  MK,  $n_0 = 10^{10}$  cm $^{-3}$ ,  $B_0 = 10$  G, and the discussed heat-loss model (see Section 3.1). The mechanical equilibration time in the radial direction  $\tau_R \approx 10$  seconds, for periods less than  $\tau_R$  the second-order thin-flux-tube approach is not applicable.

For example, Jess et al. (2016) measured the loop magnetic field using the slow-wave phase speed  $c_{\text{ph}}$  interpreted as  $c_T$ . In this case, the magnetic field is easily determined if the temperature and density of the plasma are known

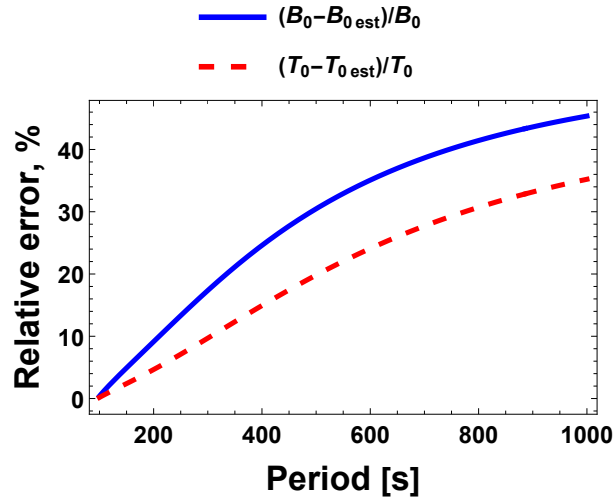
$$B_{\text{0est}} = \sqrt{4\pi\rho_0 \frac{c_S^2 c_{\text{ph}}^2}{(c_S^2 - c_{\text{ph}}^2)}}. \quad (18)$$

On the other hand, if the magnetic field and plasma density are known, the temperature can be estimated as follows:

$$T_{\text{0est}} = \frac{m}{k_B \gamma} \frac{c_A^2 c_{\text{ph}}^2}{(c_A^2 - c_{\text{ph}}^2)}. \quad (19)$$

As we show in Figure 1, the measured phase speed  $c_{\text{ph}}$  for periods  $P > P_m$  may differ significantly from  $c_T$  in the thermally active plasma. Thus, errors in the determination of magnetic field strength and plasma temperature from Equations 18 and 19 may arise. Figure 2 shows relative errors in determination of magnetic field strength and temperature by slow waves without accounting for the thermal misbalance, i.e. when measured phase speed  $c_{\text{ph}}$  is interpreted as  $c_T$ . It is seen that for a wide range of wave periods, the error can exceed 30%.

This means that neglecting thermal misbalance may be the reason for the divergence between seismological and spectrometric estimations of plasma parameters. On the contrary, this divergence may be a valuable source for estimations of the coronal heating function  $H(\rho, T)$  and its parameters (Equation 16).



**Figure 2.** Relative errors in determination of magnetic field strength (solid-blue curve) and temperature (dashed-red curve) caused by neglecting the dispersion of phase velocity associated with thermal misbalance and implying the use of tube speed  $c_T$  as phase speed of slow waves for considered periods.

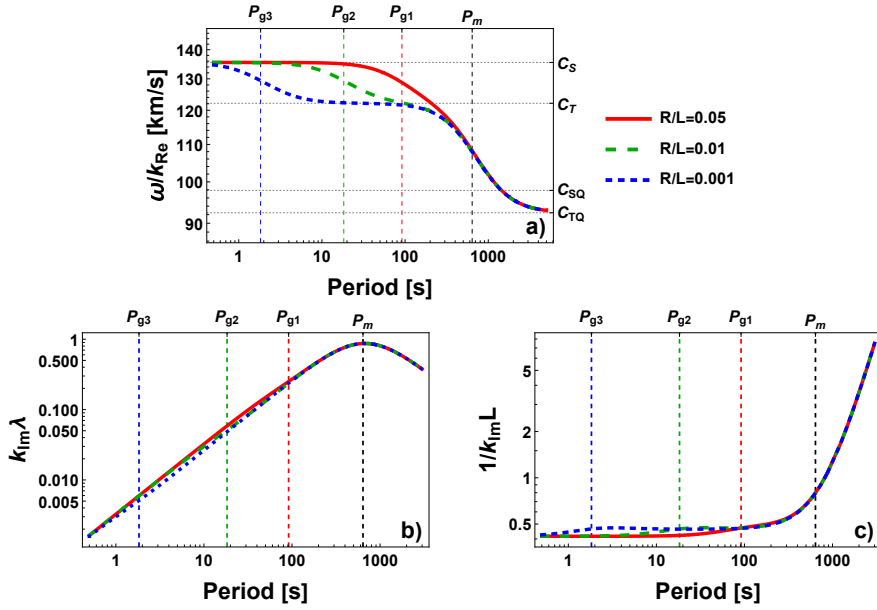
## 4. Role of Cross Section and Magnetic Field

### 4.1. Influence of Cross Section

It has been shown in the previous section that the thermal misbalance can noticeably affect the slow-wave phase speed, and it may be crucial for the task of plasma-parameter determination by analysis of observed slow waves. Here, we investigate how the change of tube cross section affects dispersion properties of slow waves in the plasma with thermal misbalance. For this purpose, we use the fan-loop parameters from the previous section, except for the loop radius. We use the following set of the loop radii:  $R = 0.05 L$ ,  $0.01 L$ , and  $0.001 L$ . It should be mentioned that various tube radii lead to the different equilibration times in the radial direction  $[\tau_R]$  and, as a result, to different ranges of applicability for the thin-flux-tube approximation.

Figure 3a demonstrates how the change of cross section affects the phase speed of slow waves. In the range of periods where the impact of thermal misbalance is weak ( $P < P_m$ ), one can see that the growth of the loop radius leads to the growth of the timescale  $P_g$  associated with the maximum dispersion effect from the geometric dispersion only. However, in the range of periods ( $P > P_m$ ) with the strong influence of thermal misbalance, the change of loop radius does not lead to any visible effect. Moreover, one can see that for wave periods greater than 300 seconds, which is even less than  $P_m$ , the phase speed becomes independent of the cross-section value.

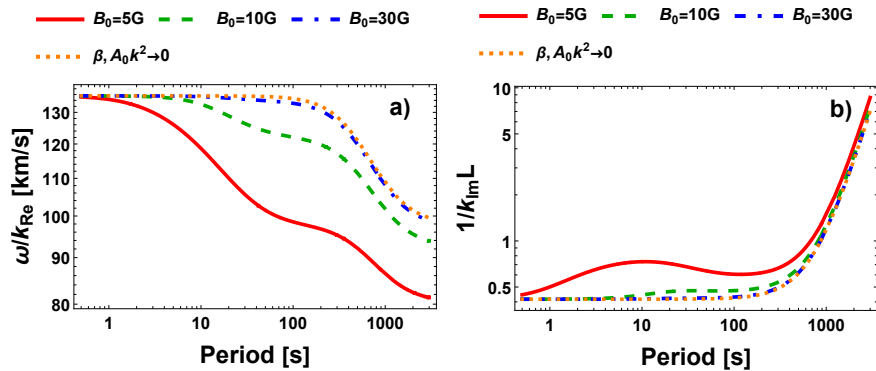
Figures 3b and 3c show the cross section influence on the slow-wave quality factor  $[k_{Im}\lambda]$  and on the damping length measured in loop lengths ( $[1/k_{Im}L]$ ). The heat-loss model considered in this article (see Section 3.1) implies the



**Figure 3.** Finite-cross-section influence on the dispersion properties of slow waves. **a)** Influence on the slow wave phase speed. **b)** Influence on the slow-wave quality factor. **c)** Influence on the slow-wave damping length. Solid-red, medium-dashed-green, and dashed-blue lines as well as characteristic timescales (periods for which geometric dispersion has the most effect)  $P_{g1}$ ,  $P_{g2}$ , and  $P_{g3}$  correspond to the loop radii  $R = 0.05 L$ ,  $0.01 L$ , and  $0.001 L$ , respectively. The equilibration times in the radial direction  $\tau_R$  calculated for solid-red, medium-dashed-green, and dashed-blue lines  $\approx 50$ ,  $10$ , and  $1$  seconds, respectively

damping of slow waves. All quality-factor curves have a maxima around  $P_m \approx 640$  seconds regardless of the cross section. It is clearly seen that for the considered loop parameters the wave damping comes primarily from the thermal misbalance, and the influence of geometry on damping is negligible.

Estimated damping lengths (Figure 3c) increase with the wave period. A similar behavior was obtained by Prasad, Banerjee, and Doorselaere (2014) for slow waves observed in on-disk loop structures. The minimal damping length from Figure 3c is about  $0.44 L$ , which for  $L = 100$  Mm gives the value of 44 Mm. This value is close to the value of 20 Mm measured by Marsh, De Moortel, and Walsh (2011) for slow-mode wave propagation in an active-region loop system. However, this value was obtained for  $P = 12$  minutes. In the case considered here, the heating mechanism gives the value of 88 Mm. At the same time, the minimum damping length, theoretically estimated by Marsh, De Moortel, and Walsh (2011), was determined by the loop-area divergence and had the value of 105 Mm (for parameters from *Solar TERrestrial RELations Observatory-A* (STEREO-A)) or 65 Mm (for parameters from STEREO-B). It means that the thermal misbalance has the potential to explain the observed value and frequency behavior of slow waves damping lengths. On the other hand, observations of slow-wave damping may provide useful information for estimating the parameters of the coronal heating function.



**Figure 4.** Magnetic-field influence on the dispersion properties of slow waves. **a)** Influence on the slow-wave phase speed. **b)** Influence on the slow-wave damping length. The solid-red, dashed-green, and dot-dashed-blue lines correspond to 5, 10, and 30 G, respectively. The dotted-orange lines indicate dispersion curves obtained applying the infinite field approximation ( $\beta \rightarrow 0$  and  $A_0 k^2 \rightarrow 0$ ).

## 4.2. Influence of Magnetic-Field Strength

Here, let us investigate the magnetic-field influence on the dispersion properties of slow waves. As the considered heating rate (see Equation 16) is assumed to be a function of density and temperature only (the case of heating rate additionally proportional to the magnetic field has been considered by Duckenfield, Kolotkov, and Nakariakov (2021)), then the magnetic field will affect the dispersion properties only under the terms with the Alfvén speed  $c_A$ . For analysis, we will use the loop parameters from Section 3.2 with  $T_0 = 0.8$  MK,  $B_0 = 5, 10,$  and  $30$  G.

Figure 4 shows how the phase speed and damping length of slow waves vary with the magnetic-field strength. In the strongly non-adiabatic limit (i.e. infinitely long period) the phase speed tends to the modified tube speed  $c_{TQ}$ . The solid-red and dashed-green curves are far departed from the infinite field limit (orange-dashed line) since the change of magnetic field leads to the change of the Alfvén speed  $c_A$  which subsequently causes the change of the modified tube speeds  $c_{TQ}$ . With the increase of magnetic field,  $c_{TQ}$  tends to  $c_{SQ}$ . It is seen that for  $B_0 = 5$  G ( $\beta \approx 1$ ) the impact of the geometric dispersion is significant for the period dependencies of phase speed and damping length and is comparable to the effect of the thermal misbalance. However, with the growth of the magnetic field, the impact of geometric dispersion rapidly decays. One may notice that for  $B_0 = 30$  G ( $\beta \approx 0.03$ ), the dispersion properties of slow waves are practically indistinguishable from their properties for the case of the uniform plasma and infinite magnetic-field approximation. Thus, for typical coronal loops with the magnetic field  $B_0 \gtrsim 30$  G, the approximation of infinite magnetic field is quite applicable for the description of slow waves.

## 5. Discussion and Conclusion

In the current research, the combined influence from thermal misbalance and finite cross section of the loop on the dispersion properties of propagating slow waves has been investigated. The analysis has been conducted with the help of the second-order thin-flux-tube approximation. A linearising the basic system of MHD equations allowed us to obtain evolutionary Equation 11 for compression modes in the plasma. Analysis of this equation reveals the fact that the thermal misbalance widens the range of geometric dispersion's impact. This, in particular, leads to the requirement for the introduction of the modified tube speed  $c_{TQ}$ , which is a consequence of both thermal-misbalance and finite-cross-section effects. Investigation of slow-mode dispersion relation and analysis of the period dependence allows us to demonstrate the features mentioned (see Figure 1).

Comparison of the phase-speed period dependencies calculated for cases of presence and absence of the thermal misbalance shows that using  $c_T$  as the long-period limit value may be the source of errors in the seismological estimation of plasma parameters. Looking at Figure 2, one can see that for a wide range of wave periods, the error in estimating the magnetic field strength can exceed 30% for the chosen heating mechanism.

We also analyze the role of the cross section value and the magnetic-field strength on the dispersion properties of the slow waves for the heating mechanism considered. It is shown, using the heat-loss model presented in Section 3.1, that an increase of the cross section leads to the increase of the period of the maximum geometric dispersion effect. However, it does not affect the periods strongly affected by thermal misbalance  $P \gtrsim P_m$  (see Figure 3a). Variations of the cross-section do not significantly affect the period dependence of the quality factor and damping length (see Figure 3b and 3c, respectively). The impact of the magnetic-field strength is shown in Figure 4. One may see, that for the magnetic-field strength implying plasma  $\beta \approx 1$ , the effect can be considerable. However, in the case of low- $\beta$  plasma (e.g. in our calculations  $B_0 > 30$  G, i.e.  $\beta \leq 0.03$ ), the effect of geometric dispersion becomes negligible and allows the application of the infinite-field approximation for describing the slow waves.

In conclusion, we want to emphasize that the constructed theory widens our knowledge about the properties and evolution of slow modes in the solar corona. This further understanding allows us the possibility to use slow waves not only as a tool for the estimation of plasma parameters, but also as a tool for the estimation of the non-adiabatic processes (e.g. for phenomenological determination of unknown coronal-heating mechanisms). This is possible due to the fact that thermal misbalance influence is sensitive to the choice of the heating mechanism.

**Acknowledgments** The study was supported in part by the Ministry of Education and Science of Russia by State assignment to educational and research institutions under Project No. FSSS-2020-0014 and No. 0023-2019-0003, and by RFBR, project number 20-32-90018. CHIANTI is a collaborative project involving George Mason University, the University of Michigan (USA), University of Cambridge (UK), and NASA Goddard Space Flight Center (USA).

**Disclosure of Potential Conflicts of Interest** The authors declare that they have no conflicts of interest. [Edit as appropriate.]

## References

- Dahlburg, R.B., Mariska, J.T.: 1988, Influence of Heating Rate on the Condensational Instability. *Solar Phys.* **117**, 51. [DOI](#). [ADS](#).
- Del Zanna, G., Dere, K.P., Young, P.R., Landi, E.: 2021, CHIANTI—An Atomic Database for Emission Lines. XVI. Version 10, Further Extensions. *Astrophys. J.* **909**, 38. [DOI](#). [ADS](#).
- Dere, K.P., Landi, E., Mason, H. E., Monsignori Fossi, B. C., Young, P. R.: 1997, CHIANTI - an atomic database for emission lines\* - I. Wavelengths greater than 50 Å. *Astron. Astrophys. Suppl. Ser.* **125**, 149. [DOI](#).
- Duckenfield, T.J., Kolotkov, D.Y., Nakariakov, V.M.: 2021, The effect of the magnetic field on the damping of slow waves in the solar corona. *Astron. Astrophys.* **646**, A155. [DOI](#). [ADS](#).
- Edwin, P.M., Roberts, B.: 1983, Wave Propagation in a Magnetic Cylinder. *Solar Phys.* **88**, 179. [DOI](#). [ADS](#).
- Field, G.B.: 1965, Thermal Instability. *Astrophys. J.* **142**, 531. [DOI](#). [ADS](#).
- Gupta, G.R., Banerjee, D., Teriaca, L., Imada, S., Solanki, S.: 2010, Accelerating Waves in Polar Coronal Holes as Seen by EIS and SUMER. *Astrophys J* **718**, 11. [DOI](#).
- Ibanez S., M.H., Escalona T., O.B.: 1993, Propagation of Hydrodynamic Waves in Optically Thin Plasmas. *Astrophys. J.* **415**, 335. [DOI](#). [ADS](#).
- Jess, D.B., Reznikova, V.E., Ryans, R.S.I., Christian, D.J., Keys, P.H., Mathioudakis, M., Mackay, D.H., Krishna Prasad, S., Banerjee, D., Grant, S.D.T., Yau, S., Diamond, C.: 2016, Solar coronal magnetic fields derived using seismology techniques applied to omnipresent sunspot waves. *Nature Phys* **12**, 179. [DOI](#). [ADS](#).
- Kolotkov, D.Y., Duckenfield, T.J., Nakariakov, V.M.: 2020, Seismological constraints on the solar coronal heating function. *Astron. Astrophys.* **644**, A33. [DOI](#).
- Kolotkov, D.Y., Nakariakov, V.M., Zavershinskii, D.I.: 2019, Damping of slow magnetoacoustic oscillations by the misbalance between heating and cooling processes in the solar corona. *Astron. Astrophys.* **628**, A133. [DOI](#). [ADS](#).
- Krishna Prasad, S., Jess, D.B., Van Doorselaere, T.: 2019, The Temperature-Dependent Damping of Propagating Slow Magnetoacoustic Waves. *Front Astro Space Sci* **6**, 57. [DOI](#).
- Krishna Prasad, S., Raes, J.O., Van Doorselaere, T., Magyar, N., Jess, D.B.: 2018, The Polytropic Index of Solar Coronal Plasma in Sunspot Fan Loops and Its Temperature Dependence. *Astrophys. J.* **868**, 149. [DOI](#). [ADS](#).
- Marsh, M.S., De Moortel, I., Walsh, R.W.: 2011, Observed Damping of the Slow Magnetoacoustic Mode. *Astrophys J* **734**, 81. [DOI](#). [ADS](#).
- Marsh, M.S., Walsh, R.W., Plunkett, S.: 2009, Three-dimensional Coronal Slow Modes: Toward Three-dimensional Seismology. *Astrophys. J.* **697**, 1674. [DOI](#). [ADS](#).
- Molevich, N.E., Oraevskii, A.N.: 1988, Second viscosity in thermodynamically nonequilibrium media. *Zh. Eksp. Teor. Fiz* **94**, 128. [J. Exp. Theor. Phys. **67**, 504 (1988)].
- Nakariakov, V.M., Kolotkov, D.Y.: 2020, Magnetohydrodynamic Waves in the Solar Corona. *Annu Rev of Astron and Astrophys* **58**, 441. [DOI](#).
- Pant, V., Tiwari, A., Yuan, D., Banerjee, D.: 2017, First Imaging Observation of Standing Slow Wave in Coronal Fan Loops. *Astrophys J Lett* **847**, L5. [DOI](#).
- Parker, E.N.: 1953, Instability of Thermal Fields. *Astrophys. J.* **117**, 431. [DOI](#). [ADS](#).
- Prasad, A., Srivastava, A.K., Wang, T.: 2021, Effect of Thermal Conductivity, Compressive Viscosity and Radiative Cooling on the Phase Shift of Propagating Slow Waves with and Without Heating-Cooling Imbalance. *Solar Phys* **296**. [DOI](#).
- Prasad, S.K., Banerjee, D., Doorselaere, T.V.: 2014, Frequency-Dependent Damping in Propagating Slow Magneto-Acoustic Waves. *Astrophys J* **789**, 118. [DOI](#).
- Reale, F.: 2016, Plasma Sloshing in Pulse-Heated Solar and Stellar Coronal Loops. *Astrophys J Lett* **826**, L20. [DOI](#).
- Rosner, R., Tucker, W.H., Vaiana, G.S.: 1978, Dynamics of the quiescent solar corona. *Astrophys. J.* **220**, 643. [DOI](#). [ADS](#).
- Van Doorselaere, T., Wardle, N., Del Zanna, G., Jansari, K., Verwichte, E., Nakariakov, V.M.: 2011, The First Measurement of the Adiabatic Index in the Solar Corona Using Time-dependent Spectroscopy of Hinode/EIS Observations. *Astrophys. J. Lett.* **727**, L32. [DOI](#). [ADS](#).

- Wang, T.: 2011, Standing Slow-Mode Waves in Hot Coronal Loops: Observations, Modeling, and Coronal Seismology. *Space Science Rev* **158**, 397–419. [DOI](#).
- Yuan, D., Nakariakov, V.M.: 2012, Measuring the apparent phase speed of propagating EUV disturbances. *Astron. Astrophys.* **543**, A9. [DOI](#). [ADS](#).
- Zaitsev, V.V., Stepanov, A.V.: 1975, On the origin of pulsations of type IV solar radio emission. Plasma cylinder oscillations (I). *Issledovaniia Geomagnetizmu Aeronomii i Fizike Solntsa* **37**, 3. [ADS](#).
- Zaitsev, V.V., Stepanov, A.V.: 1982, On the Origin of the Hard X-Ray Pulsations during Solar Flares. *Sov Astron Lett* **8**, 132. [ADS](#).
- Zavershinskii, D.I., Kolotkov, D.Y., Nakariakov, V.M., Molevich, N.E., Ryashchikov, D.S.: 2019, Formation of quasi-periodic slow magnetoacoustic wave trains by the heating/cooling misbalance. *Phys Plasmas* **26**, 082113. [DOI](#).
- Zavershinskii, D., Kolotkov, D., Riashchikov, D., Molevich, N.: 2021, Mixed Properties of Slow Magnetoacoustic and Entropy Waves in a Plasma with Heating/Cooling Misbalance. *Solar Phys* **296**. [DOI](#).
- Zhugzhda, Y.D.: 1996, Force-free thin flux tubes: Basic equations and stability. *Phys Plasmas* **3**, 10. [DOI](#).