

A Constraint Handling Approach with Guaranteed Feasibility for Surrogate Based Optimization

Ahmed Abouhoussein^{1,4}, Nusrat Islam^{2,4} and Yulia T. Peet^{3,4}

Abstract—Gradient-free optimization methods, such as surrogate based optimization (SBO) methods, and genetic (GAs), or evolutionary (EAs) algorithms have gained popularity in the field of constrained optimization of expensive black-box functions. However, constraint-handling methods, by both classes of solvers, do not usually guarantee strictly feasible candidates during optimization. This can become an issue in applied engineering problems where design variables must remain feasible for simulations to not fail. We propose a constraint-handling method for computationally inexpensive constraint functions which guarantees strictly feasible candidates when using a surrogate-based optimizer. We compare our method to other SBO, GA/EA and gradient-based algorithms on two (relatively simple and relatively hard) analytical test functions, and an applied fully-resolved Computational Fluid Dynamics (CFD) problem concerned with optimization of an undulatory swimming of a fish-like body, and show that the proposed algorithm shows favorable results while guaranteeing feasible candidates.

I. INTRODUCTION

Global optimization accounts for the majority of problems in practical and engineering optimization. In terms of global optimization, gradient-based approaches can have faster convergence rates when compared to gradient-free approaches. However, they are more likely to remain trapped at a local minimum. Additionally, a wide variety of gradient-based algorithms become inefficient when dealing with many real-world applications in the fields of science, medicine, and engineering design. The inefficiency arises when computing the objective function derivative becomes expensive or sometimes even infeasible [1]. Derivative-free approaches such as evolutionary algorithms (EAs) or genetic algorithms (GAs) offer a lucrative alternative considering their ability in not requiring any assumption on the objective function landscape or its derivatives. However, a high number of function evaluations required by such algorithms can be prohibitive. Attempts at alleviating the mentioned concerns gave rise to the field of a surrogate-based optimization [2]. This branch of optimization techniques makes use of a surrogate model built with the help of true function evaluations, when finding local or global optima. Surrogate management framework (SMF) is an example of such a technique which has been successfully applied to various engineering design problems [3], [4].

The goal of this study is to propose a surrogate based optimization (SBO) algorithm capable of ensuring strictly feasible candidates during optimization while keeping the number of function evaluations low. The purpose behind having such an algorithm would be to solve practical engineering problems such as finding the optimum modes of locomotion for a soft-robot fish for efficient underwater propulsion.

There exists a wide spectrum of algorithms under the umbrella of SBO with varying performance depending on choices made in developing the surrogate optimization framework [5], [6]. The choices can vary in regards of the model used to construct the surrogate, the initial design of experiments sampling strategy and the infill strategy used to refine the surrogate over the optimization cycle. As the focus of this paper is feasible candidates, we restrict our discussion to the infill strategies as well as the constraint handling methods associated with SBO algorithms.

One known infill strategy, proposed by Jones et al. [7], provides a good balance between global and local search by choosing a candidate which maximizes expected improvement of the surrogate model. Another technique relies on a measure of surrogate "bumpiness" as it searches for a candidate [8]. The idea, in rough terms, is to provide an estimate of the objective function minimum and choose a candidate which is likely to produce that target objective while creating the least "bumpy" surrogate. A third technique, proposed by Regis and Shoemaker [9], involves creating two groups of candidate points. The first group is generated by adding normally distributed perturbations to the best found minimizer in a small vicinity close to the minimizer. The second group is generated by uniformly generating points from a box constrained domain of solutions. This technique will be explained in thorough detail later on as it forms the basis of the proposed constraint handling method.

As with infill strategy, there exists a variety of constraint handling methods in SBO algorithms. For example, a popular class of methods involves adding a penalty term to the objective function [10]. The penalty term seeks to assign a high cost for constraint violations, hence driving the algorithm away from infeasible candidates. A different approach considered for box-constrained problems is to recast infeasible candidates back into the feasible regime by reflecting candidates across the constraint boundary [11]. Lastly a simple rejection mechanism can be used to reject infeasible candidate. We propose an example of such a method and show that it can be applied to linear and nonlinear computationally inexpensive constraints.

Our surrogate-based algorithm will be compared alongside

*This work was supported by NSF CMMI Award No. 1762827

¹Ph.D. student, email: aabouhus@asu.edu

²Research Assistant, email: nislam4@asu.edu

³Assistant Professor, email: ypeet@asu.edu

⁴School of Engineering, Matter, Transport and Energy, Arizona State University

various gradient-based and gradient-free algorithms (Table 1) on a three test problems: 1) the analytical Rosenbrock function [12], 2) the Shifted Rotated Rastrigin's Function [13], 3) optimization of the locomotion of a thunniform bio-inspired propulsor based on Computational Fluid Dynamics (CFD) results. Algorithm performance metrics include a function evaluation count and a solution error to assess accuracy and convergence speed. A formal problem presentation is given next in Section 2. A method description of the SBO algorithm as well as the constraint handling approach is presented in Section 3. Details regarding the computational set-up of the problems and the results are given in Section 4. Finally a discussion of the results follows in Section 5.

II. PROBLEM FORMULATION

The general formulation of the optimization problem considered can be expressed as follows,

$$\begin{aligned} & \text{minimize} && f(\mathbf{x}) \\ & \text{subject to} && \mathbf{x} \in \mathbb{R}^n \end{aligned} \quad (1)$$

where $f: \mathbb{R}^n \rightarrow \mathbb{R}$ is the objective function, \mathbf{x} is a vector of design parameters. The set $S \subseteq \mathbb{R}^n$ contains the n -dimensional search space, which would define a rectangle in \mathbb{R}^2 or a rectangular cuboid in \mathbb{R}^3 :

$$l(i) \leq x_i \leq u(i), \quad 1 \leq i \leq n \quad (2)$$

where $l(i)$ and $u(i)$ represent lower and upper bounds, respectively, on a design parameter in the i th dimension. The set $C \subseteq \mathbb{R}^n$ contains a set of $m \geq 0$ constraints:

$$\begin{aligned} g_r(\mathbf{x}) &\leq 0, & r &= 1, \dots, q, \\ h_r(\mathbf{x}) &= 0, & r &= q + 1, \dots, m \end{aligned} \quad (3)$$

where $g_r(\mathbf{x})$ and $h_r(\mathbf{x})$ are referred to as the inequality and equality constraint sets, respectively, on the design parameter vector, \mathbf{x} .

A. Test Problem I

The Rosenbrock function is a canonical optimization test function known for containing a global minimum within a wide basin. The two-dimensional form of the function used in this study is given as follows:

$$f(x_1, x_2) = (a - x_1)^2 + b(x_2 - x_1^2)^2 \quad (4)$$

with global minimum located at $(x_1^*, x_2^*) = (a, a^2)$, where $f(x_1^*, x_2^*) = 0$. If $\mathbf{x} \notin S \cap C$, the function is given a penalty value of 1×10^6 . The parameters were chosen to be $a = 0.35$ and $b = 100$ to insure that the global minimum resides within the constraint domain as shown in Fig. 1. The C constraint set, chosen to resemble the natural constraint in the third test problem, is given below:

$$\begin{aligned} g_1(\mathbf{x}) &= x_2 + 2.5x_1^2 - 0.5 \leq 0 \\ g_2(\mathbf{x}) &= -x_2 - x_1 + 0.4 \leq 0 \end{aligned} \quad (5)$$

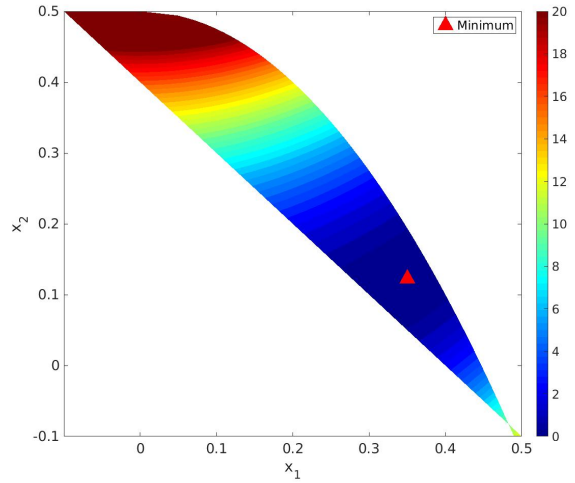


Fig. 1: 2-D Rosenbrock over the constrained domain

B. Test Problem II

The second analytical function considered is the shifted rotated Rastrigin function used as one of the benchmark functions for CEC2005 competition [13]. This variant of the Rastrigin function provides a non-linear, non-separable, highly multi-modal challenging test function (Figure 2). The 2-D form used in this study is given as follows:

$$f(x_1, x_2) = \sum_{i=1}^2 (z_i^2 - 10 \cos(2\pi z_i)) - 330 \quad (6)$$

where $\mathbf{z} = (\mathbf{x} - \mathbf{o})\mathbf{M}$, $\mathbf{x} = [x_1, x_2]$, $\mathbf{o} = [o_1, o_2]$ is the shifted global optimum, \mathbf{M} is a linear transformation matrix with condition number = 2. As with Test Problem 1, the function was given a penalty value of 1×10^6 in the unfeasible domain. The C constraint set in this case is:

$$\begin{aligned} g_1(\mathbf{x}) &= x_2 + 2.5x_1^2 - 0.5 \leq 0 \\ g_2(\mathbf{x}) &= -x_2 - x_1 + 0.4 \leq 0 \end{aligned} \quad (7)$$

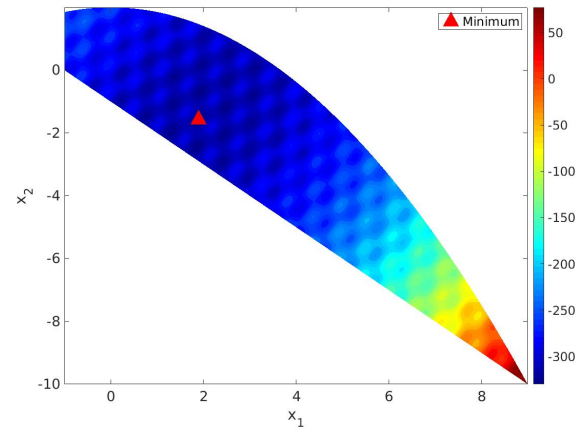


Fig. 2: 2-D Shifted Rotated Rastrigin over the constrained domain

TABLE I: Optimization Algorithms

	Software Package	Solver	Comments
Gradient-based	MATLAB	Interior Point (IP)	FMINCON
	MATLAB	Sequential Quadratic Programming (SQP)	FMINCON
	MATLAB	Active Set (AS)	FMINCON
	DAKOTA	Method of Feasible Directions (MFD)	CONMIN
Gradient-free	MATLAB	Genetic Algorithm (GA)	
	MATLAB	Covariance Matrix Adaptation Evolution Strategy (CMAE-ES)	Hansen [14]
	DAKOTA	Evolutionary Algorithm (EA)	COLINY [15]
	MATLAB	Surrogate Based Optimizer (SBO)	w/ constraint handling
	MATLAB	Surrogate Based Optimizer Penalty (SBO_P)	w/o constraint handling
	PYTHON	DYnamic COordinate search using Response Surfaces (DYCORS) from pySOT	DYCORS [11], pySOT [16]:
	DAKOTA	Surrogate based global optimizer (SBG)	

C. Test Problem III

The black-box simulation is based on the modeling and computational framework of a 2D single thunniform fish swimming under water presented by Xu and Peet [17]. The optimization process aims to locate an optimum fishing mode related to a kinematic gait that maximizes the start-up propulsive force with minimal energy expended, referred to as the propulsive efficiency. The fish undulation is described in terms of its center-line position:

$$y_c(p, t) = [x_1 \frac{p}{L} + x_2 (\frac{p}{L})^2] \sin\left(2\pi\left(\frac{p}{\lambda L} - ft\right)\right) \quad (8)$$

where x_1 and x_2 are dimensional undetermined linear and quadratic wave amplitude coefficients, p is the streamwise fish position, y is the spanwise fish position, λ is the body wave length which is 1.1, f is the body wave tail-beat frequency taken to be 1 Hz, L is the dimensional length of the fish taken to be 0.3 m and t is time. Consequently, the coefficients $\{x_1, x_2\}$ span a range of swimming modes. In order to allow for only physically realizable modes, the following constraint set was imposed [18]–[20]:

$$\begin{aligned} g_1(\mathbf{x}) &= 0.4x_2L + x_1^2 \leq 0 \\ g_2(\mathbf{x}) &= |x_2 + x_1| - 0.1L \leq 0 \\ g_3(\mathbf{x}) &= x_2 \leq 0 \end{aligned} \quad (9)$$

The propulsive efficiency, η , is defined as follows:

$$\eta(x_1, x_2, t) = \frac{\int_0^t \oint_{body} -\sigma \cdot n_p \cdot U dpdt}{\int_0^t \oint_{body} -\sigma \cdot n_y \cdot \nu dpdt} \quad (10)$$

where σ is the total Cauchy stress tensor which includes viscous and pressure forces, $n = \{n_p, n_y\}$ is the outer unit normal vector on the body surface, $\nu(p, t) = \partial y_m(p, t) / \partial t$ is the surface transverse velocity due to undulation, and $U(t)$ is the propulsive forward velocity. During optimization, the negative value of the propulsive efficiency is taken as the objective function and the $\{x_1, x_2\}$ coefficients are taken as design parameters subject to the feasible parameter space.

III. METHOD DESCRIPTION

SBO relies on approximating solutions based on a surrogate model of the objective function. First an initial surrogate model of the objective function is created using a data set

of true function evaluations sampled with a space filling strategy. Then, with each iteration an infill criteria, which attempts to balance global and local exploration, is used to refine the surrogate with multiple surrogate function evaluations and one true function evaluation. In this work, we choose a sampling technique and a surrogate model from the DACE [21] Matlab tool box. We define an infill strategy according to the Metric Stochastic Response Surface (*MSRS*) method proposed by Regis and Shoemaker [9]. Finally, we extend the *MSRS* method to produce strictly feasible candidates at each iteration step.

We present below the SBO used in this study. Let the feasible domain, D , be defined as $D = S \cap C$. Let M_k and $s_k(x)$ be defined as the mesh space and the surrogate model, respectively, at iteration k . Define maximum number of iterations, k_{max} , and a tolerance, tol .

Step 1: Sample a finite set of evaluation points $T \subset D$ using Latin Hypercube Sampling [22], where $\text{card}(T) = 20$. Evaluate $f(T)$, where $f(x)$ is the true objective function. Identify the current best point x_0 . Set $M_0 = T$.

Step 2: Fit a Kriging model surrogate, $s_0(x)$, with a Gaussian correlation function and 0-th order regression polynomial. In other words, the surrogate model is assumed to have a constant mean and a stochastic error term that is modeled by a Gaussian process. This is referred to as ordinary kriging and allows for a flexible and reliable prediction method [23].

Step 3: While ($k < k_{max}$)

- a) Create a set of strictly feasible candidate points, X_k , according to the proposed algorithm (section 3.A.) and evaluate $s_k(X_k)$.
- b) Use the *MSRS* method which assigns a weighted score to each point in set X_k based on two criteria: 1) the distance of points in X_k to M_k , and 2) the surrogate response values, $s_k(X_k)$. The weighted score insures that the next candidate point has a low objective value that is far away from already sampled points. The point with the best weighted score is identified as the next evaluation point, x_k .
- c) Evaluate $f(x_k)$. If tol is met: **break**.
- d) Set $M_{k+1} = M_k + x_k$. Re-fit s_{k+1} with M_{k+1} .

Set $k = k + 1$.

Step 4: Return x_k

A. Constrained Candidate Sampling

The candidate points are split into two categories [9]:

- 1) Uniformly sampled global points: The first set, U_k , is generated by a uniform random sampling of points from the box-constrained domain such that $U_k \subset S$. We set $\text{card}(U) = 2000$.
- 2) Normally sampled local points: The second set N_k is generated by adding perturbations to x_k drawn from a random normal distribution with zero mean and unit variance. There are three perturbation rates chosen: one-tenth, one-hundredth and one-thousandth of the smallest variable range. The smallest variable range is defined as $\min(u - l)$. We set $\text{card}(N) = 2000$.

We define the possibly unfeasible candidate set as $X'_k = U_k + N_k$. It follows that $\text{card}(X'_k) = 4000$. We note that $X'_k \subset S$, however $X'_k \not\subset S \cap C$. We then enforce all constraints, linear and/or nonlinear, through the following algorithm:

Step 1: Evaluate $g_r(X'_k)$ for $r = 1, \dots, q$.

Step 2: Define ‘penalty’ vector, J , for each candidate point:

$$j_i = \sum_{r=1}^m \max(0, g_r(x_i)), \quad i = 1, \dots, \text{card}(X'_k) \quad (11)$$

where j_i are the entries of set J .

Step 3: The candidate points set, X_k , is simply defined as: $X_k = X'_k(J = 0)$. In other words, the X_k candidates are the candidates in X'_k with a zero penalty.

This method does not guarantee that the candidate set will always be the of expected $\text{card}(X'_k)$ but the final candidate set X_k is always feasible for all possible candidate solutions. If it happens that $X_k \subset M_k$, then the candidates are resampled.

IV. COMPUTATIONAL SET-UP & RESULTS

A. Test Problems I & II

Numerical simulations were performed on six 3.20GHz Intel processors on a Linux environment. The optimization algorithms were run on Matlab 2018b, Dakota 6.8 and Python 3.6.10. All solvers were started from the feasible point of $(x_1, x_2)_0 = (0.2, 0.3)$ and $(x_1, x_2)_0 = (-0.3, 0.5)$ and the convergence criteria was set to 1×10^{-4} and 2 on the absolute error whenever possible for Test Problems I and II, respectively. An exception to convergence termination criteria is the DYCORS and SBG solvers, which can only be terminated with a maximum iteration threshold. For these solvers we used the fastest function evaluation count from other algorithms as the maximum iteration threshold. We note that Test Problem II is a highly challenging optimization problem and hence the error tolerance was adjusted accordingly. The function evaluations count as well as the error, achieved after convergence, are reported in Table 2 and Table 3. We use an absolute error metric for the first

problem, where the true solution is 0, and a relative error metric for the second problem, where the true solution is -330. Additionally, a margin of error (MOE) is calculated with 95% confidence for appropriate solvers. as follows:

$$SD = \sqrt{\frac{\sum_{i=1}^m (z_i - \mu_z)^2}{N - 1}} \quad (12)$$

$$MOE = \frac{SD}{\sqrt{N}} * 1.96$$

where z_i is a random variable at iteration i , μ_z is the sample mean, N is the number of realizations taken to be 1000, SD is the standard deviation and MOE is the margin of error. The exceptions are the deterministic gradient-based solvers, the SBG solver and DYCORS. The population size of all three EAs/GAs were chosen to be 20. The crossover rate and mutation rate were set to be 50% for the COLINY_EA solver, while those rates could not be specified for the other EA/GA algorithms. We note that penalty value of 1×10^6 would cause the CMAES solver to occasionally converge to that value with a small evaluation count. When averaging over N realizations, the results showed CMAES to have a suspiciously low function evaluation count and an error on the order of $O(10^4)$. For this reason the penalty value assigned to this algorithm is the Matlab *NaN*, or ‘‘Not a Number’’. The SBO algorithms used 20 function evaluations to construct an initial surrogate of the function. While, SBG used a derivative-free algorithm (COLINY_EA) when minimizing, it was still unable to provide solutions within tolerance. In that case, an increased maximum iteration threshold had little effect on improving solution quality.

B. Test Problem III

The simulations were performed on three nodes of a super computing cluster with each compute node containing two Intel Xeon E5-2680 v4 CPUs running at 2.40GHz. The COLINY_EA solver and the MATLAB Surrogate Model Optimization [24] toolbox were chosen to solve the optimization problem. Simulations of the swimming fish were performed using Nek5000, a high-fidelity open source CFD solver [25]. The optimization was set to be terminated at a relative convergence tolerance of 1×10^{-6} . The relative convergence tolerance is defined by the relative change of the objective function between successive iterations. In case of COLINY_EA, the Dakota package managed the optimization process. We developed a batch script which accepts a set of test parameters from Dakota, updates and runs the Nek5000 CFD simulation accordingly, post-processes the simulation results and finally produces an output file which is read by Dakota. The SBO optimization followed a similar work flow however a MATLAB script was used to manage the optimization procedure. The final Kriging surrogate was used to create an objective function landscape contour found in Fig. 2. The results for this problem are shown in Table 4.

V. DISCUSSION

The SBO algorithm with the proposed constraint handling approach has consistently outperformed other constraint han-

TABLE II: Rosenbrock Function Optimization Results

Algorithm	Function Evaluation	Function Evaluation MOE	Absolute Error	Absolute Error MOE
IP	24	N/A	6.95×10^{-5}	N/A
SQP	26	N/A	3.59×10^{-5}	N/A
AS	25	N/A	2.50×10^{-5}	N/A
MFD	13	N/A	1.54×10^{-6}	N/A
GA	1904	135	6.43×10^{-5}	2.04×10^{-6}
CMAES	106	3	4.97×10^{-5}	1.85×10^{-6}
EA	975	14	7.49×10^{-5}	5.53×10^{-6}
SBO	32	0	3.10×10^{-5}	1.74×10^{-6}
SBO_P	99	0	8.24	4.73×10^{-1}
DYCORS	32	N/A	8.86×10^{-2}	N/A
SBG	32	N/A	7.54	N/A

TABLE III: Shifted Rotated Rastrigin Function Optimization Results

Algorithm	Function Evaluation	Function Evaluation MOE	Relative Error	Absolute Error MOE
IP	68	N/A	3.92×10^{-2}	N/A
SQP	7	N/A	1.46×10^{-1}	N/A
AS	20	N/A	1.24×10^{-1}	N/A
MFD	25	N/A	9.64×10^{-2}	N/A
GA	1153	33	2.12×10^{-3}	4.93×10^{-2}
CMAES	326	22	5.06×10^{-3}	8.91×10^{-2}
EA	253	12	3.97×10^{-3}	3.18×10^{-2}
SBO	226	12	4.18×10^{-3}	3.01×10^{-2}
SBO_P	466	25	3.97×10^{-3}	3.03×10^{-2}
DYCORS	226	N/A	5.61×10^{-3}	N/A
SBG	420	N/A	6.09×10^{-2}	N/A

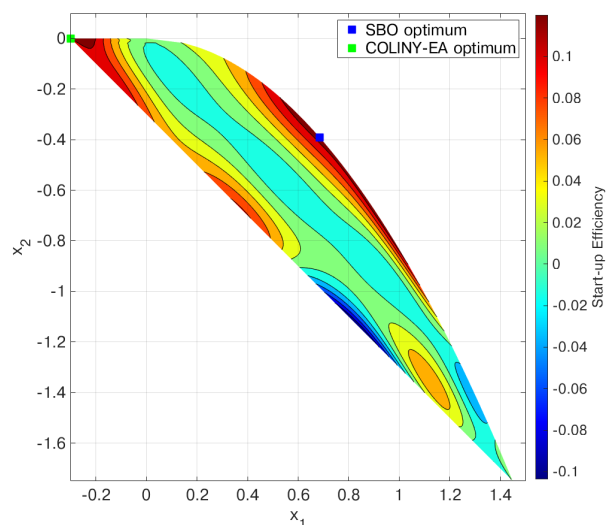


Fig. 3: 2-D start-up efficiency function over the constrained domain

dling algorithms on analytical test problems as well as an expensive black-box optimization problem. Simple box-constraint handling methods, such as DYCORS and SBO_P, are shown to have less accuracy for a given number of function evaluations. While penalizing unfeasible candidates may not be effective with SBOs (such as SBG), it is shown to be an effective constraint-handling method in GAs (CMAES

TABLE IV: Black-box optimization

Algorithm	Function Evaluation	Start-up Efficiency	Optimized Parameter Set $\{x_1, x_2\}$
COLINY_EA	735	11.6%	$\{-0.3, 0\}$
SBO	58	13.1%	$\{0.68, -0.39\}$

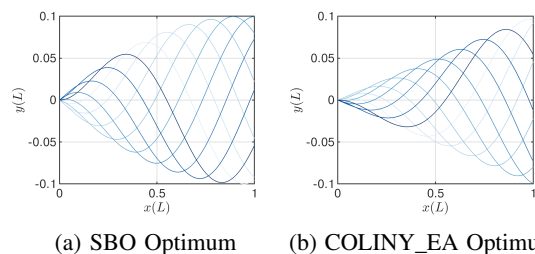


Fig. 4: Swimmer midline deformation across one time cycle for two propulsive modes: (a) SBO Optimum; and (b) COLINY_EA Optimum. Deformations of the midline in time are encoded every $1/10^{th}$ of the period in different shades of blue from lightest ($t = 0$) to darkest ($t = T$).

and GA). However, the first two problems showed that SBO can produce results on the same order of accuracy as GAs with as low as 30% of the function evaluations needed for the latter. The third test problem, which considers an expensive black-box function, showed that the proposed SBO provides better global convergence, when compared with

GAs, while only requiring as low as 8% of the function evaluations needed for GAs. The global maximizer resulted in a notably different kinematic gait profile when compared to the local maximizer from the genetic algorithm (Fig. 3), resulting in changes in hydrodynamic quantities. We note that gradient-based methods, such as the algorithms available through FMINCON and CONMIN, should not be considered if the black-box optimization problem is not known to be unimodal. The results indicate that the proposed SBO constraint handling approach is a promising approach for dealing with constrained computationally expensive black-box problems which require strictly feasible candidates.

VI. ACKNOWLEDGEMENTS

This research is supported by NSF CMMI grant # 1762827.

REFERENCES

- [1] C. Heitzinger and S. Selberherr, "Extensible TCAD optimization framework combining gradient-based and genetic optimizers," Design, Modeling, and Simulation in Microelectronics, Oct. 2000.
- [2] S. Koziel and L. Leifsson, *Surrogate-Based Modeling and Optimization*. Springer Science & Business Media, 2013.
- [3] A. Booker, J. D. Jr., P. Frank, D. Serafini, V. Torczon, and M. Trosset, "A rigorous framework for optimization of expensive functions by surrogates," *Structural Optimization*, vol. 17, no. 1, p. 1, 1999.
- [4] A. L. Marsden, M. Wang, J. E. Dennis and P. Moin, "Optimal aeroacoustic shape design using the surrogate management framework", *Optim. Eng.*, vol. 5, pp. 235-262, 2004
- [5] S. Razavi, B. A. Tolson, and D. H. Burn, "Review of surrogate modeling in water resources," *Water Resources Research*, vol. 48, no. 7, 2012.
- [6] C. Wang, Q. Duan, W. Gong, A. Ye, Z. Di, and C. Miao, "An evaluation of adaptive surrogate modeling based optimization with two benchmark problems," *Environmental Modelling & Software*, vol. 60, pp. 167-179, 2014.
- [7] D. R. Jones, M. Schonlau, and W. J. Welch, *Journal of Global Optimization*, vol. 13, no. 4, pp. 455-492, 1998.
- [8] H.-M. Gutmann. A radial basis function method for global optimization. *Journal of Global Optimization*, 19:201-227, 2001.
- [9] R. G. Regis and C. A. Shoemaker, "A Stochastic Radial Basis Function Method for the Global Optimization of Expensive Functions," *INFORMS Journal on Computing*, vol. 19, no. 4, pp. 497-509, Nov. 2007.
- [10] N. V. Queipo, R. T. Haftka, W. Shyy, T. Goel, R. Vaidyanathan, and P. Kevin Tucker, "Surrogate-based analysis and optimization," *Progress in Aerospace Sciences*, vol. 41, no. 1, pp. 1-28, Jan. 2005.
- [11] R. G. Regis and C. A. Shoemaker, "Combining radial basis function surrogates and dynamic coordinate search in high-dimensional expensive black-box optimization," *Engineering Optimization*, vol. 45, no. 5, pp. 529-555, May 2013.
- [12] H. H. Rosenbrock, "An Automatic Method for Finding the Greatest or Least Value of a Function," *The Computer Journal* 3, no. 3 (March 1, 1960): 175-84, <https://doi.org/10.1093/comjnl/3.3.175>.
- [13] P. N. Suganthan, N. Hansen, J. J. Liang, K. Deb, Y.-P. Chen, A. Auger, and S. Tiwari, "Problem definitions and evaluation criteria for the CEC 2005 special session on real-parameter optimization," *Nanyang Technol. Univ., Singapore, Tech. Rep., IIT Kanpur, Kanpur, India, KanGAL Rep. #2005005*, May 2005
- [14] N. Hansen, "The CMA Evolution Strategy: A Comparing Review, Towards a New Evolutionary Computation Studies in Fuzziness and Soft Computing," pp. 75-102.
- [15] W. E. Hart, "An Introduction to the COLIN Optimization Interface."
- [16] D. Eriksson, D. Bindel, and C. A. Shoemaker, "pySOT and POAP: An event-driven asynchronous framework for surrogate optimization," *arXiv.org*, 2019. [Online]. Available: <https://arxiv.org/abs/1908.00420>. [Accessed: 30-Mar-2020].
- [17] Y. Q. Xu and Y. Peet, "Optimum gaits of 2D thunniform locomotion for efficient swimming and performance of fish pair," *AIAA paper 2018-2915*, 24th AIAA Fluid Dynamics Conference, June 2018
- [18] P. V. y Alvarado and K. Youcef-Toumi, "Soft-Robot Fish". In *Bio-inspired Fishlike Underwater Robots*, Springer, 2015, pp. 161-191
- [19] I. Borazjani and F. Sotiropoulos, "On the role of form and kinematics on the hydrodynamics of self-propelled body/caudal fin swimming," *J. Exp. Biol.*, vol. 213, no. 1, pp. 89-107, 2009.
- [20] M. Hultmark, M. Leftwich, and A. J. Smits, "Flowfield measurements in the wake of a robotic lamprey," *Exp. Fluids*, vol. 43, no. 5, pp. 683-690, 2007.
- [21] S.N. Lophaven, H.B. Nielsen, and J. Søndergaard. DACE a Matlab kriging toolbox. Technical report, Technical Report IMM-TR-2002-12, 2002.
- [22] M. D. Mckay, R. J. Beckman, and W. J. Conover, "A Comparison of Three Methods for Selecting Values of Input Variables in the Analysis of Output from a Computer Code," *Technometrics*, vol. 21, 1979.
- [23] A. A. Eldeiry and L. A. Garcia, "Comparison of Ordinary Kriging, Regression Kriging, and Cokriging Techniques to Estimate Soil Salinity Using LANDSAT Images," *Journal of Irrigation and Drainage Engineering*, vol. 136, no. 6, pp. 355-364, Jun. 2010
- [24] J. Mueller, "MATSuMoTo: The MATLAB surrogate model toolbox for computationally expensive black-box global optimization problems," *arXiv preprint arXiv:1404.4261*, Apr. 2014.
- [25] P. Fischer, J. Lottes, S. Kerkemeier, O. Marin, K. Heisey, A. Obabko, E. Merzari and Y. Peet, *Nek5000 User's manual*, http://nek5000.mcs.anl.gov/files/2015/09/NEK_doc.pdf, 2015.