

Active Crowds

Maria Bruna¹, Martin Burger², Jan-Frederik Pietschmann³, and Marie-Therese Wolfram⁴

¹Department of Applied Mathematics and Theoretical Physics, University of Cambridge, Cambridge, CB3 0WA, UK

²Department Mathematik, Friedrich-Alexander Universität Erlangen-Nürnberg Cauerstrasse 11, 91058 Erlangen, Germany

³Fakultät für Mathematik, Technische Universität Chemnitz Reichenhainer Straße 41, Chemnitz, Germany

⁴University of Warwick, Mathematics Institute, CV4 7AL Coventry, UK and Radon Institute for Computational And Applied Mathematics, Altenbergerstr. 69, 4040 Linz, Austria

Abstract

This chapter focuses on the mathematical modelling of active particles (or agents) in crowded environments. We discuss several microscopic models found in literature and the derivation of the respective macroscopic partial differential equations for the particle density. The macroscopic models share common features, such as cross diffusion or degenerate mobilities. We then take the diversity of macroscopic models to a uniform structure and work out potential similarities and differences. Moreover, we discuss boundary effects and possible applications in life and social sciences. This is complemented by numerical simulations that highlight the effects of different boundary conditions.

1 Introduction

The mathematical modelling of active matter has received growing interest recently, motivated by novel structures in physics and biology on the one hand (cf. [7, 30, 32, 34, 54, 59, 62]), but also active matter in a wider sense of agent systems like humans or robots (cf. [8, 21, 26, 27, 48, 47, 31]). In many of these systems a key issue is the interplay of the particles' own activity with crowding effects, which leads to the formation of complex and interesting patterns. In this chapter we aim at unifying a variety of models proposed for such systems, discuss the derivation of macroscopic equations from different microscopic paradigms, and highlight some of their main properties.

First we would like to emphasise that the definition of active particles varies in the literature e.g. between condensed matter, life sciences and engineering and we that will adopt a generous point of view in this chapter. We will discuss models for actual active matter systems, but also systems that might be considered passive (or force-driven) in the physics literature but have been used to model active matter systems. A common feature of these models is that the particles have a preferred direction of motion and can use energy to move there; the preferred direction can however also change in time. This setting includes models for multiple species (with fixed directions or biases) and systems with boundary conditions that impose steady currents. From a mathematical point of view we can distinguish whether models exhibit a gradient flow structure (cf. [4]) or not, respectively whether there are stationary solutions with vanishing flux. In the case of a gradient flow structure there is a natural entropy-energy functional to be dissipated (cf. [24]), in the other cases such functionals may increase (linearly) in time or it is not apparent what the correct choice of the functional is. We shall see in particular that gradient flow structures are destroyed if particles change directions completely randomly, while there is an active transport in that direction.

In the following we will consider models with a finite number of preferred directions or a continuum of it. While the former has been proposed and investigated in many applications like pedestrian dynamics or cell motility, continuum directions received far less attention in the mathematical literature. In the continuum case one can consider angular diffusion and derive an equation for the density of particles in the phase-space of spatial and angular variables. We discuss different microscopic models, either based on Brownian motions with hard sphere potentials or on lattice based models with size exclusion, which allow to derive appropriate macroscopic partial differential equations for the phase-space density. These PDEs have a rather similar structure - all have a nonlinear transport term and additional diffusion terms in space and angle (or possibly nonlocal diffusion for the latter). This general structure allows us to define a general entropy functional and investigate the long time behaviour.

This chapter is organised as follows: We present several microscopic models for active particles and their corresponding mean-field limits using different coarse-graining procedures in Section 2. Section 3 discusses the respective modelling approaches and limiting equations for externally activated particles (systems that would

arXiv:2107.06392v1 [cond-mat.stat-mech] 6 Jul 2021

be considered passive in the physics literature). We then present a general formulation of all these models and state their underlying properties, such as energy dissipation or a possible underlying gradient flow structure in Section 4. The important role of boundary conditions on the behaviour of these systems is discussed in Section 5. Section 6 presents several examples of active and externally activated particle models in the life and social sciences. Numerical experiments illustrating the dynamics and behaviour of the respective dynamics are presented in Section 7.

Throughout this chapter we use the notion of particles or agents interchangeably. Furthermore we discuss the respective models on the line or in \mathbb{R}^2 , with the obvious generalisation for three dimensions. We will also keep the presentation informal, assuming that all functions satisfy the necessary requirements to perform all limits and calculations.

2 Models for active particles

Here we discuss microscopic models for active particles and their corresponding macroscopic kinetic models using different coarse-graining procedures. The key ingredients of active particles is that, in addition to their positions, they have an orientation that determines the self-propulsion direction. We subdivide these models into continuous, discrete or hybrid random walks depending on how the position and the orientation of each particle is represented.

2.1 Continuous random walks

We consider N identical Brownian particles with free translational diffusion coefficient D_T moving in a periodic box $\Omega \subset \mathbb{R}^2$ with unit area. Each particle has a position $\mathbf{X}_i(t)$ and an orientation $\Theta_i(t)$ with $t > 0$, $i = 1, \dots, N$, that determines the direction $\mathbf{e}(\Theta_i) = (\cos \Theta_i, \sin \Theta_i)$ of self-propulsion at constant speed v_0 . The orientation Θ_i also undergoes free rotational diffusion with diffusion coefficient D_R . In its more general form, particles interact through a pair potential $u(r, \varphi)$ with total potential energy

$$U = \chi \sum_{1 \leq i < j \leq N} u(|\mathbf{X}_i - \mathbf{X}_j|/\ell, |\Theta_i - \Theta_j|), \quad (1)$$

where χ and ℓ represent the strength and the range in space of the potential u , respectively. The coupled equations of motion are:

$$d\mathbf{X}_i = \sqrt{2D_T} d\mathbf{W}_i - \nabla_{\mathbf{x}_i} U dt + v_0 \mathbf{e}(\Theta_i) dt, \quad (2a)$$

$$d\Theta_i = \sqrt{2D_R} dW_i - \partial_{\theta_i} U dt. \quad (2b)$$

We note that isotropic pair potentials ($u = u(r)$ only) are more commonly used in the literature [10, 40]. Equations (2) are complemented with identically and independently distributed initial conditions, $(\mathbf{X}_i(0), \Theta_i(0)) \sim f_0(\mathbf{x}, \theta)$ and periodic boundary conditions on $\Upsilon = \Omega \times [0, 2\pi)$ (we will discuss alternative boundary conditions later in section 5).

The starting point for all is to define the joint probability density for N particles evolving according to the SDEs (2), that is $F_N(\vec{\xi}, t)$ with $\vec{\xi} = (\xi_1, \dots, \xi_N)$ and $\xi_i = (\mathbf{x}_i, \theta_i)$. Using the Chapman–Kolmogorov equation, we obtain

$$\partial_t F_N(\vec{\xi}, t) = \sum_{i=1}^N \nabla_{\mathbf{x}_i} \cdot \left[D_T \nabla_{\mathbf{x}_i} F_N - v_0 \mathbf{e}(\theta_i) F_N + \nabla_{\mathbf{x}_i} U(\vec{\xi}) F_N \right] + \partial_{\theta_i} \left[D_R \partial_{\theta_i} F_N + \partial_{\theta_i} U(\vec{\xi}) F_N \right], \quad (3)$$

for $t \geq 0$, $\vec{\xi} \in \tilde{\Upsilon}$, where $\tilde{\Upsilon} \subseteq \Upsilon^N$ is the domain of allowed configurations (more on this below).

The goal is to obtain a macroscopic model for the one-particle density $f(\xi, t)$, that we can describe by picking the first particle since all particles are identical, i.e.

$$f(\xi_1, t) = \int_{\Upsilon^N} F_N(\vec{\xi}) \delta(\xi - \xi_1) d\vec{\xi}. \quad (4)$$

To this end, keeping in mind all the particles are indistinguishable, we integrate (3) with respect to ξ_2, \dots, ξ_N . Using periodicity, all the terms for $i \geq 2$ in the right-hand side of (3) vanish, and we are left with:

$$\partial_t f(\xi_1, t) = \nabla_{\mathbf{x}_1} \cdot [D_T \nabla_{\mathbf{x}_1} f - v_0 \mathbf{e}(\theta_1) f + \mathbf{U}_T(\xi_1, t)] + \partial_{\theta_1} [D_R \partial_{\theta_1} f + U_R(\xi_1, t)], \quad (5a)$$

with

$$\begin{aligned} \mathbf{U}_T(\xi_1, t) &= \chi \int_{\Upsilon^{N-1}} F_N(\vec{\xi}, t) \sum_{i=2}^N \nabla_{\mathbf{x}_1} u(|\mathbf{x}_1 - \mathbf{x}_i|/\ell, |\theta_1 - \theta_i|) d\xi_2, \dots, d\xi_N \\ &= \chi(N-1) \int_{\Upsilon} F_2(\xi_1, \xi_2, t) \nabla_{\mathbf{x}_1} u(|\mathbf{x}_1 - \mathbf{x}_2|/\ell, |\theta_1 - \theta_2|) d\xi_2, \end{aligned} \quad (5b)$$

$$\begin{aligned} U_R(\xi_1, t) &= \chi \int_{\Upsilon^{N-1}} F_N(\vec{\xi}, t) \sum_{i=2}^N \partial_{\theta_1} u(|\mathbf{x}_1 - \mathbf{x}_i|/\ell, |\theta_1 - \theta_i|) d\xi_2, \dots, d\xi_N \\ &= \chi(N-1) \int_{\Upsilon} F_2(\xi_1, \xi_2, t) \partial_{\theta_1} u(|\mathbf{x}_1 - \mathbf{x}_2|/\ell, |\theta_1 - \theta_2|) d\xi_2, \end{aligned} \quad (5c)$$

using that particles are undistinguishable, where F_2 is the two-particle density

$$F_2(\xi_1, \xi_2, t) = \int_{\Upsilon^{N-2}} F_N(\vec{\xi}, t) d\xi_3 \dots d\xi_N.$$

Depending on the scalings χ, ℓ of the interaction potential u , we can expect different macroscopic limits of (2). On the one end we can consider long-range weak repulsive interactions, and obtain a mean-field limit equation. On the other extreme, we can consider short and strong repulsive interactions (even hard-core interactions such as $u(r) = +\infty$ if $r < 1$, and 0 otherwise), which lead to local nonlinear PDE models.

2.1.1 Mean-field scaling

The mean-field scaling corresponds to $\chi = 1/N$ and $\ell = O(1)$ so that we have a weak and long range interaction in the limit of $N \rightarrow \infty$. In this limit, one expects propagation of chaos leading to

$$F_2(\xi_1, \xi_2, t) \approx f(\xi_1, t) f(\xi_2, t).$$

Substituting this into (5) we arrive at

$$\partial_t f(\xi_1, t) = \nabla_{\mathbf{x}_1} \cdot [D_T \nabla_{\mathbf{x}_1} f - v_0 \mathbf{e}(\theta_1) f + f \nabla_{\mathbf{x}_1} \mathcal{U}] + \partial_{\theta_1} [D_R \partial_{\theta_1} f + \partial_{\theta_1} \mathcal{U}], \quad (6a)$$

with interaction term, taking $N \rightarrow \infty$,

$$\mathcal{U}(f) = \int_{\Upsilon} f(\xi_2, t) u(|\mathbf{x}_1 - \mathbf{x}_2|/\ell, |\theta_1 - \theta_2|) d\xi_2. \quad (6b)$$

In the case of an isotropic interaction potential, the term $\partial_{\theta_1} \mathcal{U}$ in (6a) drops and the interaction term (6b) can be simplified to

$$\mathcal{U}(f) = \int_{\Omega} \rho(\mathbf{x}_2, t) u(\|\mathbf{x}_1 - \mathbf{x}_2\|/\ell) d\mathbf{x}_2, \quad (7)$$

where ρ is the spatial (macroscopic) density

$$\rho(\mathbf{x}, t) = \int_0^{2\pi} f(\mathbf{x}, \theta, t) d\theta. \quad (8)$$

The spatial density describes the probability that a particle is at position \mathbf{x} at time t irrespective of its orientation. We obtain the following equation for ρ by integrating (6a) with the potential (7) with respect to $\theta \in [0, 2\pi)$ and using periodicity:

$$\partial_t \rho(\mathbf{x}_1, t) = \nabla_{\mathbf{x}_1} \cdot [D_T \nabla_{\mathbf{x}_1} \rho - v_0 \mathbf{p} + \rho \nabla_{\mathbf{x}_1} \mathcal{U}]. \quad (9)$$

This equation is not closed as it depends on the polarisation \mathbf{p} (also known as the order parameter):

$$\mathbf{p}(\mathbf{x}, t) = \int_0^{2\pi} \mathbf{e}(\theta) f(\mathbf{x}, \theta, t) d\theta. \quad (10)$$

The polarisation gives the average orientation of particles at position \mathbf{x} at any given time t .

2.1.2 Excluded-volume interactions

Excluded-volume interactions are very common in biological applications and arise from the impenetrability between cells, bacteria, animals, etc. These are very strong and short-range interactions, whereby an individual only interacts locally in the range of its body size. For these reasons, the mean-field scaling is not suitable to model such interactions, which are often modelled using singular short-range potentials ($\ell \ll 1$ in (1)) or even hard-core potentials. Examples of interactions potentials used in the literature to model excluded-volume interactions include inverse power-law potentials (such as the Lennard-Jones potentials), exponential potentials (e.g. the Morse potential), or the Yukawa potential.

The following model, proposed by [58], includes excluded-volume interactions via a short-range interaction potential $u(r)$:

$$\partial_t f + \nabla \cdot (v_e(\rho) f \mathbf{e}(\theta)) = D_e(\phi) \Delta f + D_R \partial_\theta^2 f, \quad (11)$$

where $f = f(r, \theta, t)$, $D_e(\phi)$ is an effective diffusion depending on how crowded the system is (given by ϕ), and $v_e = v_0(1 - \phi\rho)$ is a nonlinear effective speed. The hydrodynamic equations for the spatial density ρ and the polarisation \mathbf{p} are obtained by integrating (11),

$$\partial_t \rho + \nabla \cdot (v_e(\rho) \mathbf{p}) = D_e(\phi) \Delta \rho, \quad (12)$$

$$\partial_t \mathbf{p} + \nabla P(\rho) = D_e(\phi) \Delta \mathbf{p} - \mathbf{p}, \quad (13)$$

with so-called pressure $P(\rho) = v_e(\rho)\rho/2$. This model displays a motility-induced phase transition [58]: at low densities ($\phi\rho$ small), the effective swimming speed is close to the free speed v_0 , whereas at high densities, the effective swimming goes to zero. The result is a phase separation, which regions of high density where particles are trapped and do not move, and very dilute areas with fast speeds. This is shown via a linear stability analysis as well as numerical simulations of the microscopic system using the repulsive Weeks-Chandler-Andersen (WCA) potential (which corresponds to a truncated and shifted upwards Lennard-Jones potential). Through an adiabatic approximation, they cast equation (12) into a gradient-flow of an effective free energy of the form of a conventional Ginzburg-Landau function. According to [58], this is consistent with “the mapping of active phase separation onto that of passive fluids with attractive interactions through a global effective free energy”.

An alternative derivation of a macroscopic model for active Brownian particles is considered in [16] using the hard-core interaction potential, $u(r) = +\infty$ for $r < \epsilon$ and 0 otherwise. In this case, the microscopic model changes from (2) to

$$d\mathbf{X}_i = \sqrt{2D_T} d\mathbf{W}_i + v_0 \mathbf{e}(\Theta_i) dt, \quad |\mathbf{X}_i - \mathbf{X}_j| > \epsilon, \forall j \neq i, \quad (14a)$$

$$d\Theta_i = \sqrt{2D_R} dW_i. \quad (14b)$$

This represents particles as hard disks of diameter ϵ : particles only sense each other when they come into contact, and they are not allowed to get closer than ϵ to each other (mutual impenetrability condition). In comparison with the mean-field scaling, here instead the scaling is $\chi = 1, \ell = \epsilon \ll 1$ so that each particle only interacts with the few particles that are within a distance $O(\epsilon)$, the interaction is very strong. Using the method of matched asymptotics, from (14) one obtains to order ϕ the following model:

$$\partial_t f + v_0 \nabla \cdot [f(1 - \phi\rho) \mathbf{e}(\theta) + \phi \mathbf{p} f] = D_T \nabla \cdot [(1 - \phi\rho) \nabla f + 3\phi f \nabla \rho] + D_R \partial_\theta^2 f. \quad (15)$$

Here ϕ is the effective occupied area $\phi = (N - 1)\epsilon^2\pi/2$. Model (15) is obtained formally in the limit of ϵ and ϕ small. Note that this equation is consistent with the case $N = 1$: if there is only one particle, then $\phi = 1$ and we recover a linear PDE (no interactions). The equation for the spatial density is

$$\partial_t \rho + v_0 \nabla \cdot \mathbf{p} = D_T \nabla \cdot [(1 + 2\phi\rho) \nabla \rho], \quad (16)$$

which indicates the collective diffusion effect: the higher the occupied fraction ϕ , the higher the effective diffusion coefficient. We note that, due to the nature of the excluded-volume interactions, models (11) and (15) are obtained via approximations (closure at the pair correlation function and matched asymptotic expansions, respectively) and no rigorous results are available. A nice exposition of the difficulties of going from micro to macro in the presence of hard-core non-overlapping constraints is given in [46]. In particular, they consider hard-core interacting particles in the context of congestion handling in crowd motion. In contrast to (14), the dynamics involve only position and are deterministic. Collisions can then be handled via the projection of velocities onto the set of feasible velocities. In [46] they do not attempt to derive a macroscopic model from the microscopic dynamics but instead propose a PDE model for the population density $\rho(\mathbf{x}, t)$ that expresses the congestion assumption by setting the velocity to zero whenever ρ attains a saturation value (which they set to one).

2.2 Discrete random walks

Next we discuss fully discrete models for active particles with size exclusion effects. We start by considering a simple exclusion model for active particles on a one-dimensional lattice, which has been investigated in [42]. The brief description of the microscopic lattice model is as follows: N particles of size ϵ evolve on a discrete ring of $1/\epsilon$ sites, with occupancy $\phi = \epsilon N \leq 1$. Each lattice is occupied by at most one particle (thus modelling a size exclusion), and particles can either be moving left ($-$ particles) or right ($+$ particles). The configuration can be represented using occupation numbers σ_i at site i with values in $\{-1, 0, 1\}$. The dynamics combine three mechanisms:

- (a) Diffusive motion: for each bond $(i, i + 1)$, σ_i and σ_{i+1} are exchanged at rate D_T .
- (b) Self-propulsion and size exclusion: for each bond $(i, i + 1)$, a $+$ particle in i jumps to $i + 1$ if $\sigma_{i+1} = 0$; or a $-$ particle in $i + 1$ jumps to i if $\sigma_i = 0$ at rate ϵv_0 .
- (c) Tumbling: particles switch direction $\sigma_i \rightarrow -\sigma_i$ at rate $\epsilon^2 \lambda$.

Rescaling space and time as ϵi and $\epsilon^2 t$ respectively, and starting from a smooth initial conditions, the macroscopic equations can be derived exactly as [42]

$$\begin{aligned} \partial_t f_+ + v_0 \partial_x [f_+ (1 - \phi \rho)] &= D_T \partial_{xx} f_+ + \lambda (f_- - f_+), \\ \partial_t f_- - v_0 \partial_x [f_- (1 - \phi \rho)] &= D_T \partial_{xx} f_- + \lambda (f_+ - f_-), \end{aligned} \quad (17)$$

where f_+ and f_- are the probability densities corresponding to the $+$ and $-$ particles, respectively, and $\rho = f_+ + f_-$. Introducing the number densities

$$r(\mathbf{x}, t) = N f_+(\mathbf{x}, t), \quad b(\mathbf{x}, t) = N f_-(\mathbf{x}, t), \quad (18)$$

which integrate to N_1 and N_2 respectively, we can rewrite (17) as

$$\begin{aligned} \partial_t r + v_0 \partial_x [r(1 - \bar{\rho})] &= D_T \partial_{xx} r + \lambda (b - r), \\ \partial_t b - v_0 \partial_x [b(1 - \bar{\rho})] &= D_T \partial_{xx} b + \lambda (r - b), \end{aligned} \quad (19)$$

with $\bar{\rho} = \epsilon(r + b)$. One can also consider the same process in higher dimensions with a finite set of orientations $\mathbf{e}_k, k = 1, \dots, m$. The most straightforward generalisation of (17) is to consider a two-dimensional square lattice with $m = 4$ directions, namely $\mathbf{e}_1 = (1, 0), \mathbf{e}_2 = (0, 1), \mathbf{e}_3 = (-1, 0), \mathbf{e}_4 = (0, -1)$ (see Fig. 1 in [42]). In this case, the configuration would take five possible values, $\sigma_i = \{-1, -i, 0, i, 1\}$ and the resulting macroscopic model would consist of a system of four equations for the densities of each subpopulations

$$\partial_t f_k + v_0 \nabla \cdot [f_k (1 - \phi \rho) \mathbf{e}_k] = D_T \Delta f_k + \lambda (f_{k+1} + f_{k-1} - 2f_k), \quad k = 1, \dots, 4 \quad (20)$$

where now $\phi = \epsilon^2 N$, $f_k(\mathbf{x}, t)$ stands for the probability density of particles going in the \mathbf{e}_k direction, and $\rho = \sum_k f_k$. Periodicity in angle implies that $f_5 = f_1, f_{-1} = f_4$.

Note how the model in [42] differs from an asymmetric simple exclusion processes (ASEP) in that particles are allowed to swap places in the diffusive step (see (a) above). As a result, the macroscopic models (17) and (20) lack any cross-diffusion terms. We can also consider an actual ASEP process, in which simple exclusion is also added to the diffusive step, that is, point (a) above is replaced by

- (a') Diffusive motion: a particle in i jumps to $i + 1$ at rate D_T if $\sigma_{i+1} = 0$ (and similarly to $i - 1$).

In this case, the resulting macroscopic model is

$$\partial_t f_k + v_0 \nabla \cdot [f_k (1 - \phi \rho) \mathbf{e}_k] = D_T \nabla \cdot [(1 - \phi \rho) \nabla f_k + \phi f_k \nabla \rho] + \lambda (f_{k+1} + f_{k-1} - 2f_k), \quad k = 1, \dots, 4. \quad (21)$$

2.3 Hybrid random walks

In the previous two subsections we have discussed models that consider both the position and the orientation as continuous, or discrete. Here we discuss hybrid random walks, that is, when positions are continuous and orientations finite, or vice-versa.

The first hybrid model we consider is an active exclusion process whereby the orientation is a continuous process in $[0, 2\pi)$ evolving according to a Brownian motion with diffusion D_R , (2b), while keeping the position evolving according to a discrete asymmetric exclusion process (ASEP) [16]. The advantage of this approach is to avoid the anisotropy imposed by the underlying lattice. Here we present the model in two-dimensions so that we can compare it to the models presented above.

We consider a square lattice with spacing ϵ and orientations $\mathbf{e}_k, k = 1, \dots, 4$ as given above. A particle at lattice site \mathbf{x} can jump to neighbouring sites $\mathbf{x} + \epsilon \mathbf{e}_k$ if the latter is empty at a rate $\pi_k(\theta)$ that depends on its orientation θ , namely

$$\pi_k(\theta) = \alpha_\epsilon \exp(\beta_\epsilon \mathbf{e}(\theta) \cdot \mathbf{e}_k),$$

where $\alpha_\epsilon = D_T/\epsilon^2$ and $\beta_\epsilon = v_0\epsilon/(2D_T)$. Therefore, the diffusive and self-propulsion mechanisms in (17) are now accounted for together: jumping in the direction opposite to your orientation reduces the rate to $\sim \alpha_\epsilon(1 - \beta_\epsilon)$, whereas there is a positive bias $\sim \alpha_\epsilon(1 + \beta_\epsilon)$ towards jumps in the direction pointed to by $\mathbf{e}(\theta)$. The tumbling (point 3 above) is replaced by a rotational Brownian motion. Taking the limit $\epsilon \rightarrow 0$ while keeping the occupied fraction $\phi = N\epsilon^2$ finite one obtains the following macroscopic model for $f = f(\mathbf{x}, \theta, t)$

$$\partial_t f + v_0 \nabla \cdot [f(1 - \phi\rho)\mathbf{e}(\theta)] = D_T \nabla \cdot ((1 - \phi\rho)\nabla f + \phi f \nabla \rho) + D_R \partial_\theta^2 f. \quad (22)$$

This model can be directly related to the fully discrete model (21): they are exactly the same if one considers (21) as the discretised-in-angle version of (22) by identifying

$$D_R \partial_\theta^2 f_k \approx D_R \frac{f_{k+1} + f_{k-1} - 2f_k}{(2\pi/m)^2},$$

that is, $\lambda = D_R m^2 / (2\pi^2)$, where m is the number of orientations in the fully discrete model.

The other possible hybrid model is to consider a continuous random walk with interactions in space (2a), while only allowing a finite number of orientations, $\Theta_i \in \{\theta_1, \dots, \theta_m\}$. In its simplest setting, we can consider that θ_k are equally spaced in $[0, 2\pi)$ and a constant switching rate λ between the neighbouring angles. The N particles evolve according to the stochastic model:

$$d\mathbf{X}_i = \sqrt{2D_T} d\mathbf{W}_i - \nabla_{\mathbf{x}_i} U dt + v_0 \mathbf{e}(\Theta_i) dt, \quad (23a)$$

$$\Theta_i = \{\theta_k\}_{k=1}^m, \quad \theta_k \xrightarrow{\lambda} \theta_{k+1} \pmod{2\pi}, \quad \theta_k \xrightarrow{\lambda} \theta_{k-1} \pmod{2\pi}. \quad (23b)$$

If we assume exclude-volume interactions through a hard-core potential, the resulting model is [60]

$$\partial_t f_k + v_0 \nabla \cdot [f_k(1 - \phi\rho)\mathbf{e}_k + \phi \mathbf{p} f_k] = D_T \nabla \cdot [(1 - \phi\rho)\nabla f_k + 3\phi f_k \nabla \rho] + \lambda (f_{k+1} + f_{k-1} - 2f_k), \quad (24)$$

where $\rho = \sum_{k=1}^m f_k$, $\mathbf{p} = \sum_{k=1}^m f_k \mathbf{e}(\theta_k)$, and $\mathbf{e}_k = \mathbf{e}(\theta_k)$. The density $f_k(\mathbf{x}, t)$ represents the probability of finding a particle at position \mathbf{x} at time t with orientation θ_k (naturally, we identify $f_{m+1} = f_1$ and $f_{-1} = f_m$). Here $\phi = (N - 1)\epsilon^2\pi/2$ represents the effective excluded region as in (15). We note how this model is consistent with the continuous model (15), in that if we had discretised angle in (15) we would arrive at the cross-diffusion reaction model (24).

A variant of the hybrid model (23) is to allow for jumps to arbitrary orientations instead of rotations of $2\pi/m$, namely, from θ_k to $\theta_j \pmod{2\pi}$, $j \neq k$, at a constant rate λ independent of the rotation. This is a convenient way to model the tumbles of a run-and-tumble process, such as the one used to describe the motion of *E. Coli* [9], see also §6.2. In this case, the reaction term in (24) changes to

$$\partial_t f_k + v_0 \nabla \cdot [f_k(1 - \phi\rho)\mathbf{e}(\theta_k) + \phi \mathbf{p} f_k] = D_T \nabla \cdot [(1 - \phi\rho)\nabla f_k + 3\phi f_k \nabla \rho] + \lambda \sum_{j \neq k} (f_j - f_k). \quad (25)$$

We may generalise the jumps in orientation by introducing a turning kernel $T(\theta, \theta')$ as the probability density function for a rotation from θ' to θ . That is, if $\Theta_i(t)$ is the orientation of the i th particle at time t and the jump occurs at t^* ,

$$T(\theta, \theta') d\theta = \mathbb{P} \{ \theta \leq \Theta_i(t_+^*) \leq \theta + d\theta \mid \Theta_i(t_-^*) = \theta' \}.$$

Clearly for mass conservation we require that $\int T(\theta, \theta') d\theta = 1$. The jumps may only depend on the relative orientation $\theta - \theta'$ in the case of a homogeneous and isotropic medium, in which case $T(\theta, \theta') \equiv T(\theta - \theta')$. This is the case of the two particular examples above: in (24), the kernel is

$$T(\theta, \theta') = \frac{1}{2} [\delta(\theta - \theta' - \Delta) + \delta(\theta - \theta' + \Delta)], \quad \Delta = \frac{2\pi}{m},$$

whereas the rotation kernel in (25) is

$$T(\theta, \theta') = \frac{1}{m-1} \sum_{k=1}^{m-1} \delta(\theta - \theta' + k\Delta), \quad \Delta = \frac{2\pi}{m},$$

where the argument of the delta function is taken to be 2π -periodic. If the turning times t^* are distributed according to a Poisson process with intensity λ , the resulting macroscopic model for the phase density $f = f(\mathbf{x}, \theta, t)$ with a general turning kernel T becomes

$$\partial_t f + v_0 \nabla \cdot [f(1 - \phi\rho)\mathbf{e}(\theta) + \phi \mathbf{p} f] = D_T \nabla \cdot [(1 - \phi\rho)\nabla f + 3\phi f \nabla \rho] - \lambda f + \lambda \int_0^{2\pi} T(\theta, \theta') f(\mathbf{x}, \theta', t) d\theta'. \quad (26)$$

We note that the microscopic process associated with (26) is continuous (and not hybrid) if the support of T has positive measure.

3 Models for externally activated particles

In this section we go from active to passive particles and consider models with time reversal at the microscopic level. As mentioned in the introduction, the defining factor of active matter models is the self-propulsion term, which makes them out-of-equilibrium. Mathematically, this can be expressed by saying that even the microscopic model lacks a gradient-flow structure (either due to the term $\mathbf{e}(\theta)$ in the transport term, see (15), or the reaction terms in (17), (20), see section 4).

In the previous section we have seen the role the orientation θ plays. If it is kept continuous, the resulting macroscopic model is of kinetic type for the density $f(\mathbf{x}, \theta, t)$. If instead only a fixed number m of orientations are allowed, then these define a set of m species, whereby all the particles in the same species have the same drift term. This motivates the connection to cross-diffusion systems for passive particles, which are obtained by turning off the active change in directions in the models of section 2 and look at the resulting special cases. This is a relevant limit in many applications, such as in pedestrian dynamics (see section 6.1). Once the orientations are fixed, we are left with two possible passive systems: either originating from a spatial Brownian motion or a spatial ASEP discrete process.

3.1 Continuous models

The starting point is the microscopic model (2) taking the limit $D_R \rightarrow 0$. We could still keep the interaction potential as depending on the relative orientations, which would lead to different self- and cross-interactions (which might be useful in certain applications). Here for simplicity we assume interactions are all the same regardless of the orientations:

$$d\mathbf{X}_i = \sqrt{2D_T} d\mathbf{W}_i - \nabla_{\mathbf{x}_i} U dt + v_0 \mathbf{e}(\Theta_i) dt, \quad (27a)$$

$$\Theta_i(t) = \theta_k, \quad \text{if } i \in \mathcal{I}_k, \quad k = 1, \dots, m, \quad (27b)$$

where \mathcal{I}_k is the set of particles belonging to species k . The number of particles in each species is $|\mathcal{I}_k| = N_k$.

The mean-field limit of (27) is given by (taking $N = \sum_k N_k \rightarrow \infty$ as in (6a))

$$\partial_t f_k(\mathbf{x}, t) = \nabla_{\mathbf{x}} \cdot [D_T \nabla_{\mathbf{x}} f_k - v_0 \mathbf{e}(\theta_k) f_k + f_k \nabla_{\mathbf{x}} (u * \rho)], \quad (28)$$

and $\rho(\mathbf{x}, t) = \sum_k f_k$. For consistency with the active models, here we do not take f_k to be probability densities but to integrate to the relative species fraction, whereas as before the total density ρ has unit mass:

$$\int_{\Omega} f_k(\mathbf{x}, t) d\mathbf{x} = \frac{N_k}{N}, \quad \int_{\Omega} \rho(\mathbf{x}, t) d\mathbf{x} = 1. \quad (29)$$

Thus $f_k = f_k(\mathbf{x}, t)$ describes the probability that a particle is at position \mathbf{x} at time t , and is in the \mathcal{I}_k set.

The microscopic model (27) with the interaction term U replaced by a hard-core potential for particles with diameter ϵ can be dealt with via the method of matched asymptotics. In this case, the resulting cross-diffusion model is

$$\partial_t f_k + v_0 \nabla \cdot [f_k \mathbf{e}_k + \phi_{kl} (\mathbf{e}_l - \mathbf{e}_k) f_k f_l] = D_T \nabla \cdot [(1 + \phi_{kk} f_k) \nabla f_k + \phi_{kl} (3f_k \nabla f_l - f_l \nabla f_k)], \quad l \neq k, \quad (30)$$

where $\phi_{kk} = (N_k - 1)N/N_k \epsilon^2 \pi$, $\phi_{kl} = N \epsilon^2 \pi / 2$ for $l \neq k$, and $f_k(\mathbf{x}, t)$ are defined as above. This model was first derived in [14] for just two species but in a slightly more general context, whereby particles may have different sizes and diffusion coefficients (also, note that in [14], (30) appears written in terms of probability densities). Equation (30) can be directly related to model (24) with $\lambda = 0$ if in both models we assume N_k large enough such that $N_k - 1 \approx N_k$, $N - 1 \approx N$:

$$\partial_t f_k + v_0 \nabla \cdot [f_k (1 - \phi \rho) \mathbf{e}(\theta_k) + \phi \mathbf{p} f_k] = D_T \nabla \cdot [(1 - \phi \rho) \nabla f_k + 3\phi f_k \nabla \rho], \quad (31)$$

where $\phi = N \epsilon^2 \pi / 2$, $\rho = \sum_k f_k$, and $\mathbf{p} = \sum_k f_k \mathbf{e}(\theta_k)$. Model (31) is the cross-diffusion system for red and blue particles studied in [15] in disguise. First, set the number of species to $m = 2$ and define the number densities

$$r(\mathbf{x}, t) = N f_1(\mathbf{x}, t), \quad b(\mathbf{x}, t) = N f_2(\mathbf{x}, t), \quad (32)$$

which integrate to N_1 and N_2 respectively. Then define the potentials $V_r = -(v_0/D_T) \mathbf{e}(\theta_1) \cdot \mathbf{x}$ and $V_b = -(v_0/D_T) \mathbf{e}(\theta_2) \cdot \mathbf{x}$. In terms of these new quantities, system (31) becomes

$$\partial_t r = D_T \nabla \cdot [(1 + 2\phi r - \phi b) \nabla r + 3\phi r \nabla b + r \nabla V_r + \phi r b \nabla (V_b - V_r)], \quad (33a)$$

$$\partial_t b = D_T \nabla \cdot [(1 + 2\phi b - \phi r) \nabla b + 3\phi b \nabla r + b \nabla V_b + \phi r b \nabla (V_r - V_b)], \quad (33b)$$

where $\phi = \epsilon^2 \pi / 2$. This is exactly the cross-diffusion system for particles of the same size and diffusivity studied in [15] for $d = 2$ (see Eqs. (11) in [15]).¹

¹We note a typo in [15]: the coefficient β below system (11) should have read $\beta = (2d - 1)\gamma$.

3.2 Discrete models

In this category there are discrete processes in space without changes in orientations. The most well-known model in the context of excluded-volume interactions is ASEP, which was used above in combination of either continuous change in angle, see (22), or discrete jumps, see (21). We obtain the corresponding passive process by either setting D_R or λ to zero, respectively. The resulting model in either case is

$$\partial_t f_k + v_0 \nabla \cdot [f_k(1 - \phi\rho)\mathbf{e}(\theta_k)] = D_T \nabla \cdot [(1 - \phi\rho)\nabla f_k + \phi f_k \nabla \rho], \quad k = 1, \dots, m, \quad (34)$$

where f_k satisfy (29) as before, and $\phi = N\epsilon^2$. We notice three differences with its continuous passive counterpart (31): in the latter, the effective occupied fraction ϕ has a factor of $\pi/2$, the coefficient in the cross-diffusion term $f_k\rho$ has a factor in three, and the transport term has an additional nonlinearity that depends on the polarisation. The cross-diffusion system (34) was derived in [56] and analysed in [23] for two species ($m = 2$). Specifically, if we introduce the number densities r, b and general potentials V_r, V_b as above, it reads

$$\partial_t r = D_T \nabla \cdot [(1 - \bar{\rho})\nabla r + r\nabla \bar{\rho} + r(1 - \bar{\rho})\nabla V_r] \quad (35a)$$

$$\partial_t b = D_T \nabla \cdot [(1 - \bar{\rho})\nabla b + b\nabla \bar{\rho} + b(1 - \bar{\rho})\nabla V_b], \quad (35b)$$

where $\bar{\rho} = \epsilon^2(r + b) = \epsilon^2(N_1 f_1 + N_2 f_2)$ (compare with (3.7)-(3.8) in [23]).²

4 General model structure

We now put the models presented in the previous sections into a more general picture. We assume that $f = f(\mathbf{x}, \theta, t)$, where θ is a continuous variable taking values in $[0, 2\pi)$ or a discrete variable taking values θ_k for $k = 1, \dots, m$ (ordered increasingly on $[0, 2\pi)$). In the latter case we shall also use the notation $f_k(\mathbf{x}, t) = f(\mathbf{x}, \theta_k, t)$. We also recall the definition of the space density ρ and the polarisation \mathbf{p} :

$$\rho(\mathbf{x}, t) = \int_0^{2\pi} f(\mathbf{x}, \theta, t) d\mu(\theta) \quad \text{and} \quad \mathbf{p}(\mathbf{x}, t) = \int_0^{2\pi} \mathbf{e}(\theta) f(\mathbf{x}, \theta, t) d\mu(\theta),$$

where the integral in θ is either with respect to the Lebesgue measure for continuum angles or with respect to a discrete measure (a finite sum) for discrete angles.

The models presented have the following general model structure:

$$\partial_t f + v_0 \nabla \cdot (f((1 - \phi\rho)\mathbf{e}(\theta) + a\phi\mathbf{p}f)) = D_T \nabla \cdot (\mathcal{B}_1(\rho)\nabla f + \mathcal{B}_2(f)\nabla \rho) + D_R \Delta_\theta f. \quad (36)$$

with $a \in \{0, 1\}$. In (36) the derivative operator ∇ is the standard gradient with respect to the spatial variable x , while the Laplacian Δ_θ is either the second derivative $\partial_{\theta\theta}$ with respect to θ in the continuous case, the second order difference

$$\Delta_\phi f = \mathcal{D}^2 f = (f_{k+1} + f_{k-1} - 2f_k)$$

with cyclic extension of the index k , or the graph Laplacian with uniform weights

$$\Delta_\phi f = \mathcal{D}_G f = \sum_{j \neq k} (f_j - f_k).$$

Let us mention that similar structures and results hold true for graph Laplacians with other non-negative weights. We provide an overview of the respective differential operators and constants for most of the presented models in Table 1.

Small and large speed Natural scaling limits for the general system (36) are the ones for large and small speed, i.e. $v_0 \rightarrow 0$ and $v_0 \rightarrow \infty$, respectively. The first case is rather obvious, since at $v_0 = 0$ the model is purely diffusive, i.e.

$$\partial_t f = D_T \nabla \cdot (\mathcal{B}_1(f, \rho)\nabla f + \mathcal{B}_2(f, \rho)\nabla \rho) + D_R \Delta_\theta f.$$

The model can then be written as a gradient flow structure (respectively a generalised gradient structure in the case of discrete angles, see for example [44, 49]) for an entropy of the form

$$\mathcal{E}(f) = \int \int f \log f \, d\mathbf{x} \, d\theta + c \int (1 - \rho) \log(1 - \rho) \, d\mathbf{x}, \quad (37)$$

²In the system (3.7)-(3.8) of [23], r and b are volume concentrations, thus having a factor of ϵ^2 compared to those used in (35), and the diffusivities of the two species are 1 and D instead of D_T for both.

Eq. Nr.	Δ_θ	a	\mathcal{B}_1	\mathcal{B}_2	D_R
(11)	$\partial_{\theta\theta}$	0	1	0	> 0
(15)	$\partial_{\theta\theta}$	1	$(1 - \phi\rho)$	$3\phi f$	> 0
(20)	\mathcal{D}^2	0	1	0	$= \lambda > 0$
(21)	\mathcal{D}^2	0	$(1 - \phi\rho)$	ϕf	$= \lambda > 0$
(22)	$\partial_{\theta\theta}$	0	$(1 - \phi\rho)$	ϕf	> 0
(24)	\mathcal{D}^2	1	$(1 - \phi\rho)$	$3\phi f$	> 0
(25)	\mathcal{D}_G	1	$(1 - \phi\rho)$	$3\phi f$	> 0
(30)		0	$(1 - \phi\rho)$	$3\phi f$	0
(34)		0	$(1 - \phi\rho)$	ϕf	0

Table 1: Table recasting most models in the general form of (36).

with $c \in \{0, 1, 3\}$ corresponding to the coefficients of \mathcal{B}_2 . In the case of small v_0 the gradient flow structure is broken, but we still expect the diffusive part to dominate. In particular we expect long-time convergence to a unique stationary solution.

In the case $v_0 \rightarrow \infty$ there are two relevant time scales. At a small time scale, i.e. $\tau = \frac{L}{v_0}$, where L is a typical length scale, the evolution is governed by the first order equation

$$\partial_t f + \nabla \cdot (f((1 - \phi\rho)\mathbf{e}(\theta) + a\phi\mathbf{p}f)) = 0.$$

The divergence of the corresponding velocity field $u = ((1 - \phi\rho)\mathbf{e}(\theta) + a\phi\mathbf{p})$ is given by

$$\nabla \cdot u = -\phi\nabla\rho \cdot \mathbf{e}(\theta) + a\phi\nabla \cdot \mathbf{p}.$$

In particular in the case of $a = 0$ we see that the question of expansion or compression of the velocity field is determined by the angle between $\nabla\rho$ and the unit vector $\mathbf{e}(\theta)$. Unless $\nabla\rho = 0$, the velocity field is compressible for a part of the directions and expansive for the opposite directions. A consequence to be expected is the appearance of patterns with almost piecewise constant densities. Inside the structures with constant densities ($\nabla\rho = 0$) the velocity field is incompressible, while the compression or expansion arises at the boundaries of such regions. This is rather described by a large time scale, i.e. the equation without time rescaling. Then one expects a slow interface motion, which is also observed in numerical simulations. In a simple case with only one direction this has been made precise in [17].

Small and large rotational diffusion The limit of small rotational diffusion $D_R = 0$ corresponds to a more standard nonlinear Fokker-Planck system with a given linear potential.

$$\partial_t f + v_0 \nabla \cdot (f((1 - \phi\rho)\mathbf{e}(\theta) + a\phi\mathbf{p})) = D_T \nabla \cdot (\mathcal{B}_1(f, \rho)\nabla f + \mathcal{B}_2(f, \rho)\nabla\rho).$$

Models of this kind have been investigated previously, see for example [23, 22]. They tend to develop patterns such as jams or lanes, depending on the initial condition. This happens in particular for large speeds v_0 .

The case of large rotational diffusion $D_R \rightarrow \infty$ will formally lead to f being constant with respect to θ at leading order. The corresponding equation at leading order can thus be obtained by averaging (36) in θ . Since f does not depend on θ the polarisation is zero, that is

$$\mathbf{p} = \int_0^{2\pi} f \mathbf{e}(\theta) \, d\theta = 0,$$

and the transport term drops out in all the models. Indeed the nonlinear diffusion terms in any case average to linear diffusion with respect to x . Hence, the evolution of f at leading order is governed by a linear diffusion equation.

4.1 Wasserstein gradient flows

We have seen in the previous subsection that several models for externally activated particle have an underlying gradient flow structure, which should ideally be maintained in the mean field limit. Adams et al. [1] showed in their seminal work that then the Wasserstein metric arises naturally in the mean-field limit (under suitable scaling assumptions). However, this limit is only well understood in a few cases (for example for point particles) and rigorous results are often missing. In case of excluded-volume effects, as discussed in subsections 2.1.2 and 2.3, the only known rigorous continuum models are derived in 1D [53, 11, 33], with only approximate models

for higher space dimension. We will see that these approximate mean-field limits often lack a full gradient flow structure, but are sufficiently close to it. In the following we give a brief overview on how Wasserstein gradient flows and energy dissipation provides useful a-priori estimates that can be used in existence proofs or when studying the long time behaviour of solutions. These techniques are particularly useful for systems with cross diffusion terms, for which standard existence results do not necessarily hold.

We will briefly outline the main ideas for functions $f = f(\mathbf{x}, \theta, t)$ where θ is either continuous or taking discrete values θ_k with $k = 1, \dots, m$. We say that a mean-field model has a Wasserstein gradient flow structure if it can be written as

$$\partial_t f(\mathbf{x}, \theta, t) = \nabla \cdot (\mathcal{M}(f) \nabla_{\mathbf{x}, \theta} \partial_f \mathcal{E}), \quad (38)$$

where \mathcal{M} is the mobility operator and $w = \partial_f \mathcal{E}$ the variational derivatives of an entropy/energy functional \mathcal{E} with respect to f . Note that for discrete θ_k , $k = 1, \dots, m$ the mobility \mathcal{M} is a positive definite matrix in $\mathbb{R}^{m \times m}$ and $\partial_f \mathcal{E}$ is replaced by the vector $\partial_{f_k} \mathcal{E}$. We have seen possible candidates for energies in the previous subsection - the usually comprise negative log entropy terms of the particle distribution and the total density (corresponding to linear and non-linear diffusion) as well as potentials (relating to the operators \mathcal{B}_1 and \mathcal{B}_2).

If the system has a Wasserstein gradient flow structure (38) then the entropy \mathcal{E} changes in time as

$$\frac{d\mathcal{E}}{dt} = \int_{\Omega} \partial_t f \cdot w \, d\mathbf{x} = - \int_{\Omega} \bar{\mathcal{M}}(w) |\nabla w|^2 \, d\mathbf{x}, \quad (39)$$

where $\bar{\mathcal{M}}$ is the transformed mobility matrix. If $\bar{\mathcal{M}}$ is positive definite, then the energy is dissipated. In the next subsection we will define an entropy for the general model (36) and show that the system is dissipative for several of the operator choices listed in Table 1.

Note that these entropy dissipation arguments are mostly restricted to unbounded domains and bounded domains with no-flux or Dirichlet boundary conditions. It is possible to generalise them in the case of non-equilibrium boundary conditions, as such discussed in Section 5, but a general theory is not available yet. We will see in the next subsection that entropy dissipation may also hold for systems, which do not have a full gradient flow structure.

Since system (38) is dissipative, we expect long time convergence to an equilibrium solution. The respective equilibrium solutions f_{∞} to (38) then correspond to minimisers of the entropy \mathcal{E} . To show exponential convergence towards equilibrium it is often helpful to study the evolution of the so-called relative entropy, that is

$$\mathcal{E}(f, f_{\infty}) := \mathcal{E}(f) - \mathcal{E}(f_{\infty}).$$

In general one wishes to establish so-called entropy-entropy dissipation inequalities for the relative entropy

$$\frac{d\mathcal{E}}{dt} \leq -c\mathcal{E},$$

with $c > 0$. Then Gronwall's lemma gives desired exponential convergence. This approach is also known as the Bakry-Emery method, see [6].

We discussed the challenges in the rigorous derivation of mean-field models in the previous sections and how often only formal or approximate limiting results are available. These approximate mean-field models are often 'close' to a full gradient flow, meaning that they only differ by higher order terms (which were neglected in the approximation). This closeness motivated the definition of so-called asymptotic gradient flow, see [15]. A dynamical system of the form

$$\partial_t z = \mathcal{F}(z; \epsilon) \quad (40)$$

has an asymptotic gradient flow structure of order k if

$$\mathcal{F}(z; \epsilon) + \sum_{j=k+1}^{2k} \epsilon^j \mathcal{G}_j(z) = -\mathcal{M}(z; \epsilon) \mathcal{E}'(z, \epsilon),$$

for some parametric energy functional \mathcal{E} . For example, (30) exhibits a GF structure if the red and blue particles have the same size and diffusivity, but lacks it for differently sized particles (a variation of the model not discussed here). The closeness of AGF to GF can be used to study for example its stationary solutions and the behaviour of solution close to equilibrium, see [2, 3, 15].

4.2 Entropy dissipation

Next we investigate the (approximate) dissipation of an appropriate energy for the general formulation (36). The considered energy functional is motivated by the entropies of the scaling limits considered before. In particular we consider

$$\mathcal{E}(f) = \int \int f \log f + V(\mathbf{x}, \theta) f \, d\mathbf{x} \, d\mu(\theta) + c \int (1 - \rho) \log(1 - \rho) \, d\mathbf{x}, \quad (41)$$

for which the models can be formulated as gradient flows in the case $D_R = 0$ with $c \in \{0, 1, 3\}$ chosen appropriately. For simplicity we set $\phi = 1$ as well as $D_T = 1$ in the following in order to shorten the computations. As before, we interpret integrals in θ with respect to the Lebesgue measure for continuum angles and with respect to the discrete measure (sum) in case of a finite number of directions. We recall that the potential V is given by

$$V(\mathbf{x}, \theta) = -v_0 \mathbf{e}(\theta) \cdot \mathbf{x} = -v_0 (\cos \theta_k x + \sin \theta_k y).$$

In the following we provide a formal computation assuming sufficient regularity of all solutions. We have

$$\begin{aligned} \frac{d\mathcal{E}}{dt} &= \int \int \partial_t f (\log f + V - c \log(1 - \rho)) \, d\mathbf{x} \, d\theta \\ &= - \int \int \nabla (\log f + V - c \log(1 - \rho)) (-v_0 f ((1 - \rho) \mathbf{e}(\theta) + a \mathbf{p} f)) + (\mathcal{B}_1(f, \rho) \nabla f + \mathcal{B}_2(f, \rho) \nabla \rho) \, d\mathbf{x} \, d\theta \\ &\quad + D_R \int \int (\log f + V - c \log(1 - \rho)) \Delta_\theta f \, d\mathbf{x} \, d\theta \end{aligned}$$

Let us first investigate the last term. Since ρ is independent of θ , we have using the properties of the generalised Laplacian Δ_θ with periodic boundary conditions

$$\int \log(1 - \rho) \Delta_\theta f \, d\theta = \log(1 - \rho) \int \Delta_\theta f \, d\theta = 0.$$

Using the fact that $\Delta_\theta \mathbf{e}(\theta)$ is uniformly bounded in all cases, we find

$$\begin{aligned} \int \int (\log f + V - c \log(1 - \rho)) \Delta_\theta f \, d\mathbf{x} \, d\theta &= - \int \int \mathcal{F}_\theta(f) - v_0 \Delta_\theta \mathbf{e}(\theta) \mathbf{x} f \, d\mathbf{x} \, d\theta, \\ &\leq C |v_0| \int |x| f \, d\mathbf{x} \, d\theta = C |v_0| \int |x| \rho \, d\mathbf{x}, \end{aligned}$$

where $\mathcal{F}_\theta(f) \geq 0$ is the Fisher information with respect to the generalised Laplacian Δ_θ

$$\mathcal{F}_\theta(f) = \begin{cases} \frac{|\partial_\theta f|^2}{f} & \text{for } \partial_{\theta\theta} \\ \frac{|f_{k+1} - f_k|^2}{M(f_k, f_{k+1})} & \text{for } \mathcal{D}^2 \\ \sum_j \frac{|f_j - f_k|^2}{M(f_j, f_k)} & \text{for } \mathcal{D}_G \end{cases},$$

where

$$M(f, g) = \frac{f - g}{\log(f) - \log(g)}$$

is the logarithmic mean.

Now we further investigate the first term for the models with $a = 0$, where for appropriate choice of c we can achieve

$$\begin{aligned} \int \int \nabla (\log f + V - c \log(1 - \rho)) (v_0 f (1 - \rho) \mathbf{e}(\theta) - (\mathcal{B}_1(f, \rho) \nabla f + \mathcal{B}_2(f, \rho) \nabla \rho)) \, d\mathbf{x} \, d\theta \\ = - \int \int f (1 - \rho) |\nabla (\log f + V - c \log(1 - \rho))|^2 \, d\mathbf{x} \, d\theta \leq 0. \end{aligned}$$

Overall we finally find

$$\frac{d\mathcal{E}}{dt} \leq C |v_0| \int |\mathbf{x}| \rho \, d\mathbf{x} \leq C |v_0| \sqrt{\int |\mathbf{x}|^2 \rho \, d\mathbf{x}}.$$

Thus, the growth of the entropy in time is limited by the second moment. Note that for $a = 1$ one can employ analogous reasoning to obtain the above negative term. However it is unclear how to control the additional term $\int \int \nabla (\log f + V - c \log(1 - \rho)) v_0 \mathbf{p} f \, d\mathbf{x} \, d\theta$.

The obtained bounds provide useful a-priori estimates, which can be used in existence results and to study the long-time behaviour, see for example [20, 39].

5 Boundary effects

So far, we have concentrated on the dynamics on domains with periodic boundary conditions, thus neglecting its effects entirely. In the following we will outline how boundaries as well as inflow and outflow conditions can be included in all models on the micro- as well as macroscopic level. We remark that the continuous random walks models are difficult to treat on bounded domains. Thus we only mention a few aspects and comment in more detail on the time-discrete situation which is easier to tackle, see remark 5.1.

Mass conserving boundary conditions

We first discuss conditions that conserve the total mass, i.e. the number of particles for discrete models, or the integral of the density for continuous ones, in a given domain. In case of the coupled SDE model (2), we are interested in conditions that ensure that particles remain inside the domain. Intuitively, particles need to be reflected whenever they hit the boundary. However, as we are dealing with a problem that is continuous in time, we have to ensure that the particle path remains continuous. In his seminal paper [57] Skorokhod solved this problem by introducing an additional process that increases whenever the original process hits the boundary, see [51] for a detailed discussion. For the microscopic models on a lattice, such boundary conditions correspond to allowing only jumps into domain whenever a particle is located at the boundary. For the macroscopic models, mass conservation corresponds to no-flux boundary conditions that are implemented by setting the normal flux over the boundary to zero, i.e.

$$\mathbf{J} \cdot \mathbf{n} = 0 \text{ a.e. in } \Upsilon \times (0, T), \quad (42)$$

where, using the general form (36), the flux density is given as

$$\mathbf{J} = v_0(f((1 - \phi\rho)\mathbf{e}(\theta) + a\phi\mathbf{p})) - D_T(\mathcal{B}_1(\rho)\nabla f + \mathcal{B}_2(f)\nabla\rho). \quad (43)$$

Flux boundary conditions

Apart from periodic or no-flux boundary conditions, there is also the possibility for boundary conditions that allow for the in- or outflow of particles (mass) via the boundary. Such effects are of particular interest in the context of this chapter, since they yield an active system even if the motion of the particles within the domain is purely passive (i.e. due to diffusion).

For the SDE model (2), such boundary conditions correspond to partially reflecting or radiation conditions. Intuitively, once a particle reaches the boundary it is, with a certain probability, either removed or otherwise reflected, see [35] and [43, Section 4]. For the discrete models of section 2.2 let us consider first the special case of a single species which yields the setting of a asymmetric simple exclusion process (ASEP) with open boundary conditions, the paradigmatic models in non-equilibrium thermodynamics, [25]. The dynamics of such a process is well understood and can be solved explicitly, [29, 28] (see also [61]). We denote by α and β the rates by which particles enter (at the left boundary) or exit (at the right boundary) the lattice. Then, the key observation here is that in the steady state, system can be in one of three distinct states, characterised by the value of the one-dimensional current and the density as follows

- *low density* or *influx limited* meaning the density takes the value α and the flux $\alpha(1 - \alpha)$; occurs whenever $\alpha < \min\{\beta, 1/2\}$
- *high density* or *outflux limited* meaning density $1 - \beta$ and flux $\beta(1 - \beta)$; occurs whenever $\beta < \min\{\alpha, 1/2\}$
- *maximal density* or *maximal current* if the density is $1/2$ and the flux $1/4$; occurs whenever $\alpha > 1/2$ and $\beta > 1/2$.

A similar behaviour can be verified for the macroscopic, on-lattice model (35) (or also (19) with $\lambda = 0$) for a single species on the domain $\Omega = [0, L]$, which reduces to a single equation for the unknown density r , i.e.

$$\partial_t r + \partial_x j = 0 \text{ with } j = -D_T \partial_x r + r(1 - r) \partial_x V.$$

We supplement the equation with the flux boundary conditions

$$-j \cdot \mathbf{n} = \alpha(1 - r) \text{ at } x = 0 \text{ and } j \cdot \mathbf{n} = \beta r \text{ at } x = L, \quad (44)$$

see [19]. Indeed, one can show that for positive $D_T > 0$, stationary solutions are close to one of the regimes and as $D_T \rightarrow 0$, they obtain the exact values for flux and density. Interestingly, for positive D_T it is possible to enter the maximal current regime for values of α and β strictly less than $1/2$. The long time behaviour of these equations, using entropy–entropy-dissipation inequalities, has been studied in [19].

For the kinetic models (15) and (22), a similar condition can be formulated for the unknown quantity f . However, as f depends not only on \mathbf{x} and t but also on the angle θ , the coefficients may also depend on it. In the most general situation we obtain

$$\mathbf{J} \cdot \mathbf{n} = -\alpha(\theta, \mathbf{n})(1 - \phi\rho) + \beta(\theta, \mathbf{n})f, \quad (45)$$

with \mathbf{J} defined in (43). Here, the choice of the functions α and β is subject to modelling assumptions or properties of microscopic stochastic models for the in- and outflow. Typically one has a separation into inflow- and outflow regions, which means that α is supported on inward pointing directions $\mathbf{e}(\theta \cdot \mathbf{n}) > 0$, while β is supported outward pointing directions $\mathbf{e}(\theta \cdot \mathbf{n}) > 0$.

Other boundary conditions

Let us also discuss other types of boundary conditions. Homogeneous Dirichlet boundary conditions can be applied to all types of models: for the SDE (2), one has to remove a particle once it reaches the boundary. The same holds for the discrete random walk models. For the macroscopic models, one sets the trace at the boundary to zero. Finally, also mixed boundary conditions are possible, combining the effects described above on different parts of the boundary.

Remark 5.1 (Boundary conditions for discrete time random walks). *We briefly comment on the situation for time-discrete random walks, that is when the SDE (2) is replaced by the time-discrete system*

$$\mathbf{X}_i(t + \Delta t) = \mathbf{X}_i(t) + \Delta t \sqrt{2D_T} \zeta_i - \Delta t \nabla_{\mathbf{x}_i} U + \Delta t v_0 \mathbf{e}(\Theta_i), \quad (46a)$$

$$\Theta_i(t + \Delta t) = \Theta_i(t) + \Delta t \sqrt{2D_R} \bar{\zeta}_i - \Delta t \partial_{\theta_i} U, \quad (46b)$$

for some time step size $\Delta t > 0$ and where $\zeta_i, \bar{\zeta}_i$ are normally distributed random variables with zero mean and unit variance. To implement boundary conditions, one has to calculate the probability that $\mathbf{X}_i(t + \Delta t) \notin \Omega$ (considering also the case that the particles leaves the domain but moves back into it within the time interval $[t, t + \Delta t]$), see [5] for detailed calculations in the case of pure diffusion. If a particle is found to have left the domain, it can either be removed with probability one (corresponding to homogeneous Dirichlet boundary conditions) or less than one, called a partially reflective boundary condition (corresponding to Robin boundary conditions). In our setting, this probability can depend on the current angle of the particle, $\Theta_i(t)$, allowing for additional modelling. It is also possible to add a reservoir of particles at the boundary to implement flux boundary conditions in the spirit of (45) by prescribing a probability to enter the domain. In the case of excluded volume, the probability to enter will depend on the number of particles close to the entrance.

6 Active crowds in the life and social science

6.1 Pedestrian dynamics

A prominent example of active and externally activated dynamics in the context of socio-economic applications is the motion of large pedestrian crowds. There is an extensive literature on mathematical modelling for pedestrians in the physics and the transportation community, which is beyond the scope of this paper. We will therefore review the relevant models in the context of active crowds only and refer for a more comprehensive overview to [27, 45].

Microscopic models for pedestrian flows Microscopic off-lattice models are the most popular approach in the engineering and transportation research literature. Most software packages and simulations are based on the so called social force model by Helbing [37, 36]. The social force model is a second order SDE model, which does not take the form of active models considered here. However, it is easy to formulate models for pedestrians in the context of active particles satisfying (2). For example, assume that all pedestrians move with the same constant speed in a desired direction Θ_d avoiding collisions with others. Then their dynamics can be described by the following second order system:

$$d\mathbf{X}_i = -\nabla_{\mathbf{x}_i} U dt + v_0 \frac{e(\Theta_i) - \Theta_d}{\tau} dt + \sqrt{2D_T} d\mathbf{W}_i \quad (47a)$$

$$d\Theta_i = -\partial_{\theta_i} U dt + \sqrt{2D_R} d\mathbf{W}_i. \quad (47b)$$

The potential U takes the form (1), where the pairwise interactions u should be related to the likelihood of a collision. One could for example consider

$$u(|\mathbf{X}_i - \mathbf{X}_j|/\ell, \Theta_i - \Theta_j) = C \frac{\Theta_i - \Theta_j}{|\mathbf{X}_i - \mathbf{X}_j|},$$

where $C \in \mathbb{R}^+$ and ℓ relates to the personal comfort zone. Another possibility corresponds to a Lennard Jones type potential to model short range repulsion and long range attraction. Another popular microscopic approach are so-called cellular automata, which correspond to the discrete active and externally activated models discussed before. In cellular automata a certain number of pedestrians can occupy discrete lattice sites and individuals move to available (not fully occupied) neighbouring sites, with transition rates. These transition rates may depend on given potentials, as discussed in the previous sections, which relate to the preferred direction.

There is also a large class of microscopic on-lattice models, so called cellular automata, see [41], which relate to the microscopic discussed in Section 3.2. In cellular automata pedestrians move to neighbouring sites at given rates, if these sites are not already occupied. Their rates often depend on an external given potential, which relates to the desired direction Θ_d . Cellular automata often serve as the basis for the macroscopic pedestrian models, which will be discussed in the next paragraph, see for example [18, 21].

Macroscopic models for pedestrian flows Mean field models derived from microscopic off-lattice approaches have been used successfully to analyse the formation of directional lanes or aggregates in bi-directional pedestrian flows. This segregation behaviour has been observed in many experimental and real-life situations. Several models, which fall into the category of externally activated particles introduced in section 3.2, were proposed and investigated in this context. These models take the form (35), in which the densities r and b relate to different directions of motion. For example in the case of bi-directional flows in a straight corridor 'red particles' correspond to individuals moving to the right, while blue ones move to the left. We will see in section 7 that we can observe temporal as well as stationary segregated states. Depending on the initial and inflow conditions directional lanes or jams occur. Then the gradient flow structure can then be used to investigate the stability of stationary states using for example the respective entropy functionals. Due to the segregated structure of stationary solutions, one can also use linear stability analysis around constant steady states to understand for example the formation of lanes, see [50].

More pronounced segregated states and lanes can be observed when allowing for side-stepping. In the respective microscopic on lattice models, individuals step aside when approached by a member of the other species. The respective formally derived mean-field model has a perturbed gradient flow structure, which can be used to show existence of solutions, see [21]. More recently, a model containing both an active and a passive species has been introduced, [26]

6.2 Transport in biological systems

Another example where active particles play an important role are transport processes in biological systems. We will discuss two important types of such processes in the following - chemotaxis and transport in neurons.

Chemotaxis

We consider bacteria in a given domain that aim to move along the gradient of a given chemical substance, called chemo-attractant and modelled by a function $c : \Omega \rightarrow \mathbb{R}_+$. Due to their size, bacteria cannot sense a gradient by, say, comparing the value of c at their head with that at their tail. Thus, they use a different mechanism based on comparing values of c at different time instances and different points in space, called run-and-tumble. In a first step, they perform a directed motion into a fixed direction (run), then rotate randomly (tumble). These two steps are repeated, however, the probability of tumbling depends on c as follows: If the value of c is decreasing in time, bacteria tumble more frequently as they are not moving up the gradient. If the value of c increased, they turn less often. Roughly speaking, this mechanism reduces the amount of diffusion depending on the gradient of c . Here, we consider a slightly different idea that fits into the hybrid random walk model introduced in (23), assuming D_T to be small (run) and the rate of change for the angle depends on c . To this end λ is taken different for each angle (thus denoted by λ_k) and is assumed to depend on the difference of the external signal c at the current and past positions, only. Denoting by t_k , $k = 1, 2, \dots$ the times at which the angle changes, at time t_n we have $\lambda_k = \lambda_k((c(\mathbf{X}_i(t_n)) - c(\mathbf{X}_i(t_{n-1})))$. Additionally, we introduce a fixed base-line turning frequency $\bar{\lambda}$, and consider

$$\lambda_k = \bar{\lambda} + (c(\mathbf{X}_k(t_{n-1})) - c(\mathbf{X}_k(t_n))),$$

Now going from discrete to time-continuous jumps, i.e. $t_n - t_{n-1} \rightarrow 0$, and appropriate rescaling, we obtain via the chain rule

$$\lambda_k = \bar{\lambda} - \dot{\mathbf{X}}_k \cdot \nabla c(\mathbf{X}_i).$$

However, due to the stochastic nature of the equation governing the evolution \mathbf{X}_k , its time derivative is not defined. Thus, as a modelling choice, we replace this velocity vector by $v_0 \mathbf{e}(\theta_k)$, i.e. the direction of the active motion of the respective particle. This is also motivated by the fact that for $D_T = 0$ and $U = 0$ in (23a), this is exact. We obtain

$$\lambda_k = \bar{\lambda} - v_0 \mathbf{e}(\theta_k) \cdot \nabla c(\mathbf{X}_i).$$

In the particular case on one spatial dimension with only two possible angles (denoted by + and -) and for $v_0 = 1$ this reduces to

$$\lambda_{\pm} = \bar{\lambda} \mp \partial_x c,$$

which is exactly the model analysed in [52]. There, it was also shown that using an appropriate parabolic scaling, one can obtain a Chemotaxis-like model with linear transport but non-linear diffusion in the diffusive limit.

Transport in neurons

Another interesting example are transport processes within cells and we focus on the example of vesicles in neurons. Vesicles are small bubbles of cell membrane that are produced in the cell body (soma) and are then transported along extensions of the cell called axons. The transport itself is carried out by motor proteins that move along microtubules and are allowed to change their direction of motion. This situation can be modelled using the discrete random walks from section 2.2 by considering the one-dimensional case which, in the macroscopic limit, yields equations (17). Since we are now dealing with two species f_- and f_+ , denoting left- and right-moving complexes, we also have to adopt our boundary conditions as follows: Denoting by j_+ and j_- the respective fluxes,

$$\begin{aligned} -j_+ &= \alpha_+(1 - \phi\rho), & j_- &= \beta_- f_- & \text{at } x = 0, \\ -j_- &= \alpha_-(1 - \phi\rho), & j_+ &= \beta_+ f_+ & \text{at } x = 1. \end{aligned}$$

System (17) has, to the best of our knowledge, not yet been considered with these boundary conditions. From an application point of view, it is relevant to study whether these models are able to reproduce the almost uniform distribution of motor complexes observed in experiments, see [13, 12] for an analysis.

More recently, the influence of transport in developing neurites has been studied in [38] with an emphasis on the mechanism that decides which of the growing neurites becomes an axon. To model this situation, the concentration of vesicles at some and growth cones is modelled separately by ordinary differential equations which are connected to instances of (35) via flux boundary conditions.

7 Numerical simulations

In the following, we present numerical examples in one spatial dimension comparing a subset of models presented above. All simulations are based on a finite element discretisation in space (using P1 elements). The time discretisation is based on the following implicit-explicit (IMEX) scheme

$$\frac{f^{n+1} - f^n}{\tau} + v_0 \nabla \cdot (f((1 - \phi\rho^n)\mathbf{e}(\theta) + a\phi\mathbf{p}f)) = D_T \nabla \cdot (\mathcal{B}_1(\rho^n)\nabla f^{n+1} + \mathcal{B}_2(f^n)\nabla \rho^{n+1}) + D_R \Delta_{\theta} f^n,$$

in which the superscript index n refers to the n th time step, that is $t^n = n\tau$, $\tau > 0$. Here transport and rotational diffusion are taken explicitly, while in the diffusive part terms of second order are treated implicitly. Thus, in every time step, a linear system has to be solved. All schemes were implemented using the finite element library NgSolve, see [55].

We will illustrate the behaviour of solutions for models (19), (33), (35), in case of in- and outflux (44), no-flux (42) or periodic boundary conditions in case of two species, referred to as red r and blue b particles. We use subscript r and b , when referring to their respective in- and outflow rates as well as diffusion coefficients. Note that while for the models (21), (35), the one-dimensional setting is meaningful, for model (33), the simulations are to be understood as two-dimensional but with a potential that is constant in the second dimension. For all simulations, we discretised the unit interval into 150 elements and chose time steps of size $\tau = 0.01$.

Flux boundary conditions

Figures 1 and 2 show density profiles for the respective models at time $t = 0.5, 2, 3, 30$. In figure 1, we chose rather low rates (in particular below 1/2) and with $\alpha_r > \beta_r$ as well as $\alpha_b < \beta_b$ which resulted in species r being in a outflux limited and species b an influx limited phase. We observe that for these low rates, all models are quite close to one another, yet with different shapes of the boundary layers. Model (19), having a linear diffusion term, showing a different slope as (35) where cross-diffusion seems to play a role and (33) being in between.

In figure 2 we chose rates above 1/2 to obtain the maximal-current phase. There, interestingly, it turns out that the dynamics of model (33) shows a completely different behaviour. This constitutes an interesting starting point for further analytical considerations on the phase behaviour. Figure 3 displays the evolution of the total mass of the respective species for different in- and outflow rates. We observe that the reaction-diffusion (19) and the lattice based cross diffusion system (35) show a similar quantitative behaviour in several in- and outflow regimes, while the cross-diffusion system obtained via asymptotic expansion (33) behaves only qualitatively similar.

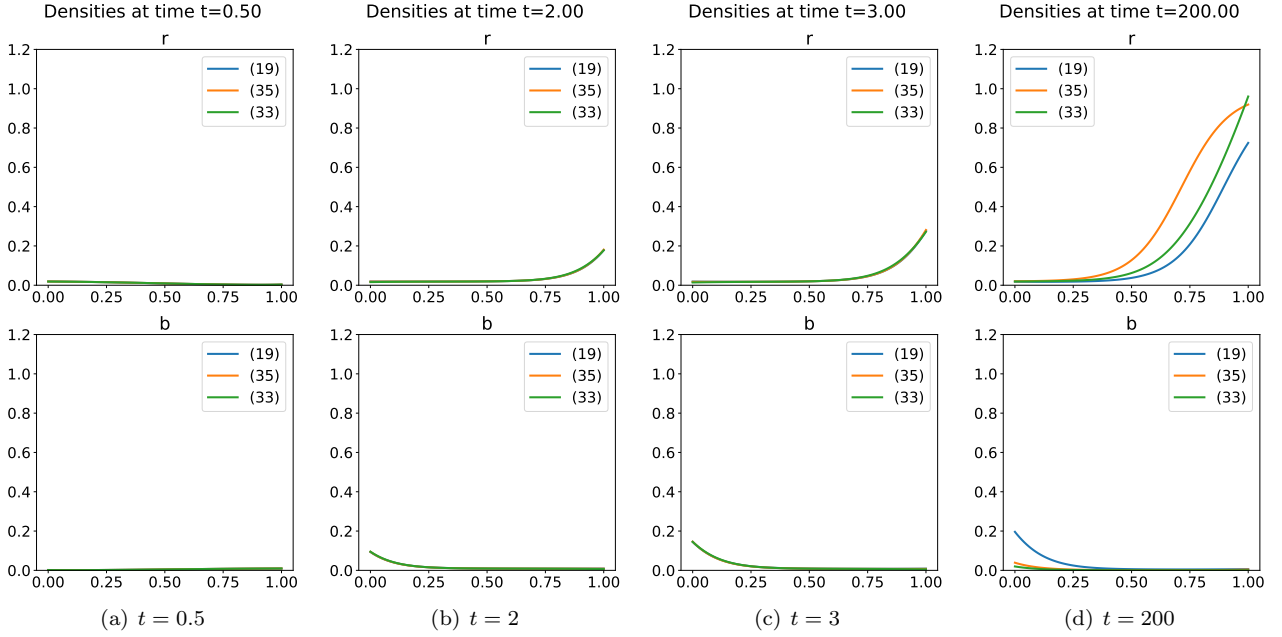


Figure 1: Flux boundary conditions with: $\lambda = 0.01$, $D_r = 0.1$, $D_b = 0.1$, $\alpha_r = 0.02$, $\beta_r = 0.01$, $\alpha_b = 0.01$, $\beta_b = 0.02$ which yields the influx-limited phase for species r and outflux-limited for b .

Periodic boundary conditions

For periodic boundary conditions, noting that the velocity is constant, thus periodic, we expect constant stationary solutions whose value is determined by the initial mass. This is indeed observed in figure 4. However, for earlier times, their dynamics differs substantially, in particular for (35), the influence of cross-diffusion (“jams”) is most pronounced.

Confining potential

Finally in figure 7, we consider the situation of no-flux conditions together with a confining potential $V(x) = (x - \frac{1}{2})^2$. Here we observe very similar behaviour for all models, probably due to the fact that the transport term dominates the dynamics.

Acknowledgements

The work of MTW was partly supported by the Austrian Academy of Sciences New Frontier’s grant NFG-0001. JFP thanks the DAAD for support via the PPP project 57447206. MBu acknowledges partial financial support by European Union’s Horizon 2020 research and innovation programme under the Marie Skłodowska-Curie grant agreement No. 777826 (NoMADS) and the German Science Foundation (DFG) through CRC TR 154 “Mathematical Modelling, Simulation and Optimization using the Example of Gas Networks”, Subproject C06. Maria Bruna was partially supported by a Royal Society University Research Fellowship (grant number URF/R1/180040) and a Humboldt Research Fellowship from the Alexander von Humboldt Foundation.

References

- [1] S. Adams et al. “From a large-deviations principle to the Wasserstein gradient flow: a new micro-macro passage”. In: *Communications in Mathematical Physics* 307.3 (2011), pp. 791–815.
- [2] L. Alasio, M. Bruna, and Y. Capdeboscq. “Stability estimates for systems with small cross-diffusion”. In: *ESAIM: Mathematical Modelling and Numerical Analysis* 52.3 (2018), pp. 1109–1135.
- [3] Alasio, L. et al. “Trend to equilibrium for systems with small cross-diffusion”. In: *ESAIM: M2AN* 54.5 (2020), pp. 1661–1688. DOI: 10.1051/m2an/2020008.
- [4] L. Ambrosio, N. Gigli, and G. Savaré. *Gradient flows: in metric spaces and in the space of probability measures*. Springer Science & Business Media, 2008.

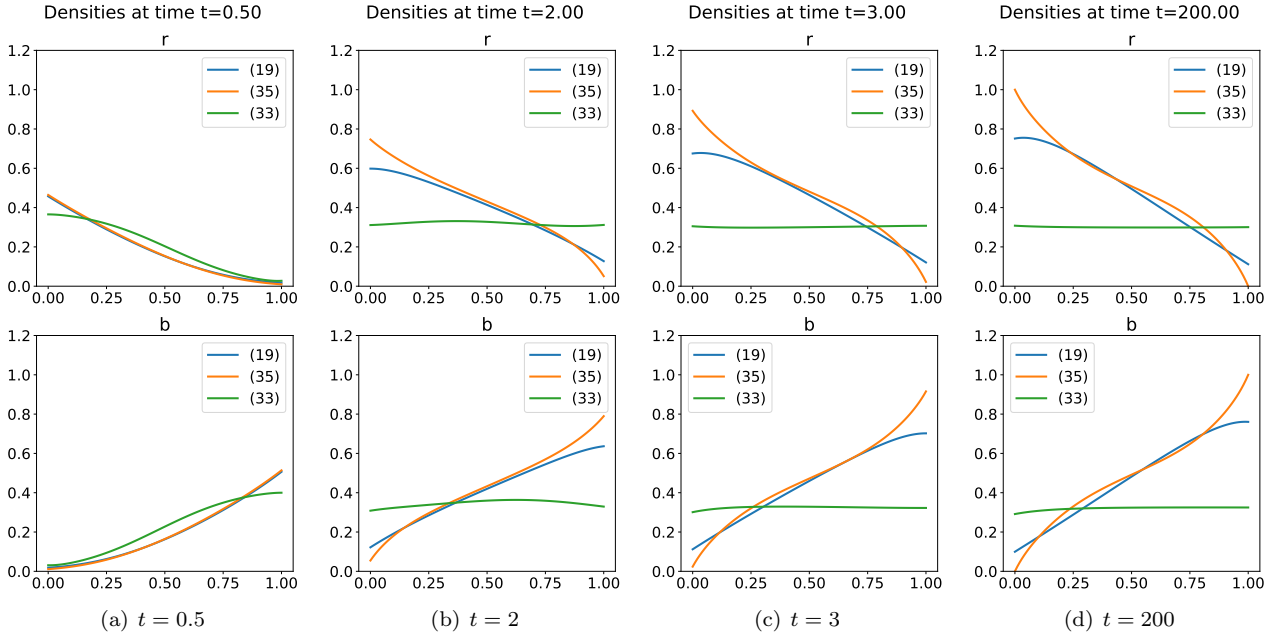


Figure 2: Flux boundary conditions with: $\lambda = 0.01$, $D_r = 0.1$, $D_b = 0.1$, $\alpha_r = 0.6$, $\beta_r = 0.8$, $\alpha_b = 0.7$, $\beta_b = 0.9$ which yields the maximal current phase.

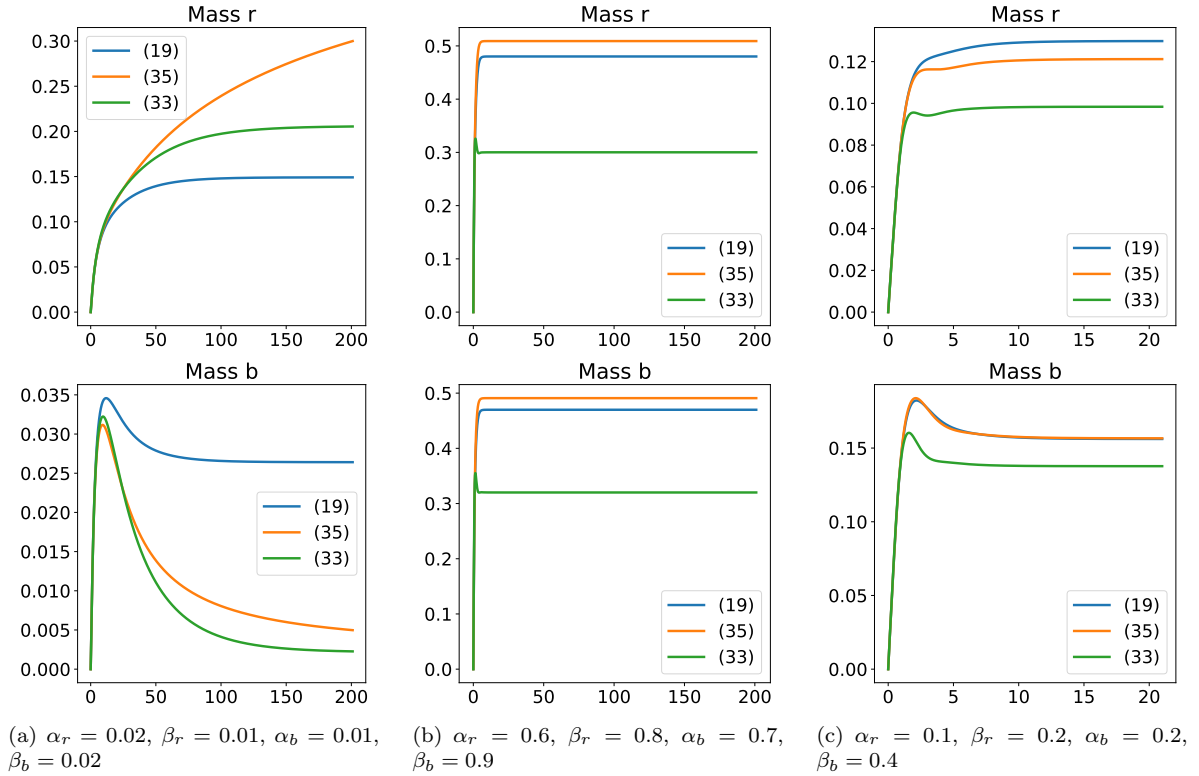


Figure 3: Evolution of the total mass for different flux boundary conditions and with $D_r = D_b = 0.1$ and $\lambda = 0.01$ in all cases.

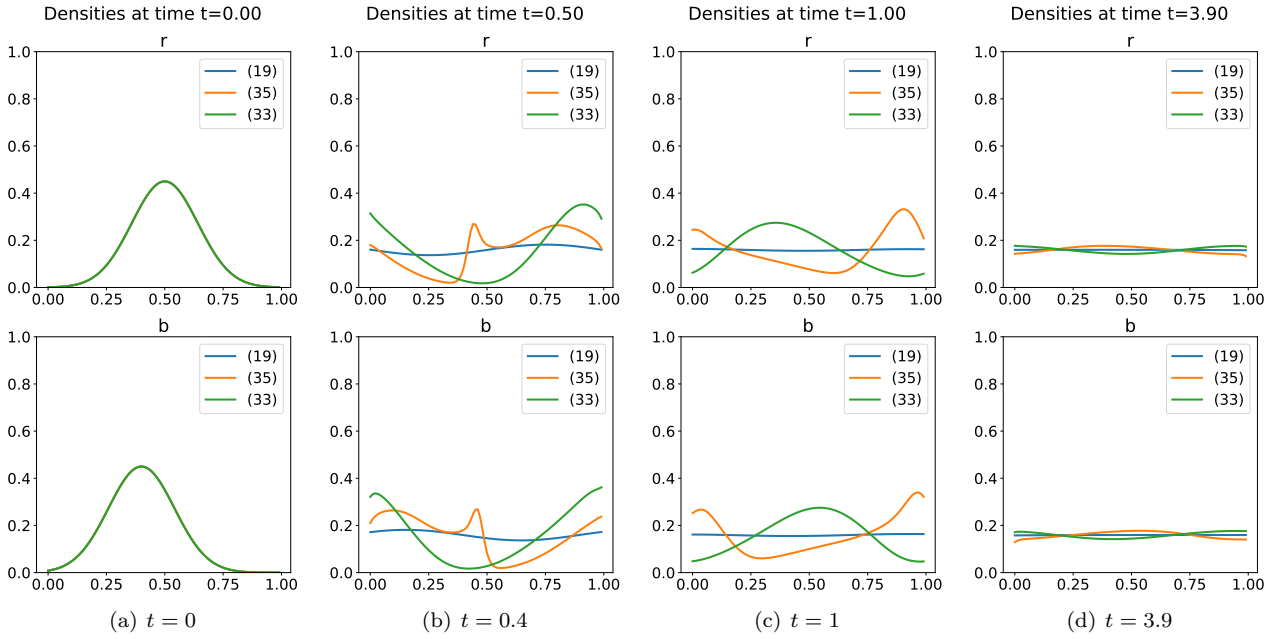


Figure 4: Periodic boundary conditions with $D_r = D_b = 0.01$ and $\lambda = 0.01$. All models converge to constant stationary solution.

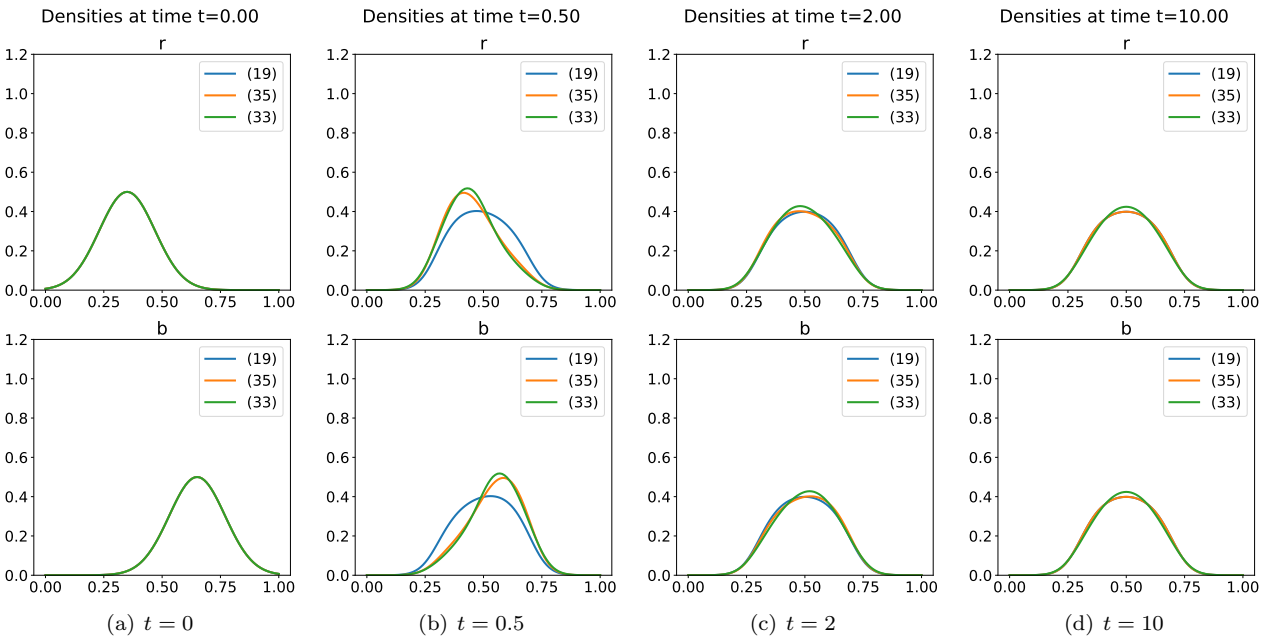


Figure 5: No flux boundary conditions with $D_r = D_b = 0.1$, $\lambda = 0.01$ and an confining potential $V_r = V_b = 5(x - 0.5)^2$.

- [5] S.S. Andrews and D. Bray. “Stochastic simulation of chemical reactions with spatial resolution and single molecule detail”. In: *Physical Biology* 1.3 (2004), pp. 137–151.
- [6] D. Bakry and M. Émery. “Diffusions hypercontractives”. In: *Séminaire de Probabilités XIX 1983/84*. Ed. by Jacques Azéma and Marc Yor. Berlin, Heidelberg: Springer Berlin Heidelberg, 1985, pp. 177–206. ISBN: 978-3-540-39397-9.
- [7] C. Bechinger et al. “Active particles in complex and crowded environments”. In: *Reviews of Modern Physics* 88.4 (2016), p. 045006.
- [8] N. Bellomo and A. Bellouquid. “On the modelling of vehicular traffic and crowds by kinetic theory of active particles”. In: *Mathematical modeling of collective behavior in socio-economic and life sciences*. Springer, 2010, pp. 273–296.
- [9] H. C Berg. *Random Walks in Biology*. Princeton University Press, 1993.
- [10] J. Bialké, H. Löwen, and T. Speck. “Microscopic theory for the phase separation of self-propelled repulsive disks”. In: *EPL* 103.3 (Aug. 2013), p. 30008.
- [11] M. Bodnar and J. J. L. Velazquez. “Derivation of macroscopic equations for individual cell-based models: a formal approach”. In: *Math. Methods Appl. Sci.* 28.15 (2005), pp. 1757–1779. ISSN: 1099-1476.
- [12] P. C. Bressloff and B. R. Karamched. “Model of reversible vesicular transport with exclusion”. In: *Journal of Physics A Mathematical General* 49.34, 345602 (2016), p. 345602. DOI: 10.1088/1751-8113/49/34/345602.
- [13] P. C. Bressloff and E. Levien. “Synaptic Democracy and Vesicular Transport in Axons”. In: *Phys. Rev. Lett.* 114 (16 2015), p. 168101.
- [14] M. Bruna and S.J. Chapman. “Diffusion of multiple species with excluded-volume effects”. In: *J. Chem. Phys.* 137.20 (Nov. 2012), p. 204116.
- [15] M. Bruna et al. “Cross-diffusion systems with excluded-volume effects and asymptotic gradient flow structures”. In: *Journal of Nonlinear Science* 27.2 (2017), pp. 687–719.
- [16] M. Bruna et al. “Phase Separation in Systems of Active Particles: Modelling and Stability analysis”. In: *arXiv* (2021).
- [17] M. Burger, Y. Dolak-Struss, and C. Schmeiser. “Asymptotic analysis of an advection-dominated chemotaxis model in multiple spatial dimensions”. In: *Communications in Mathematical Sciences* 6.1 (2008), pp. 1–28.
- [18] M. Burger, P.A. Markowich, and J.-F. Pietschmann. “Continuous limit of a crowd motion and herding model: Analysis and numerical simulations”. In: *Kinetic & Related Models* 4.4 (2011), pp. 1025–1047.
- [19] M. Burger and J.-F. Pietschmann. “Flow characteristics in a crowded transport model”. In: *Nonlinearity* 29.11 (2016), pp. 3528–3550. DOI: 10.1088/0951-7715/29/11/3528.
- [20] M. Burger, B. Schlake, and M.T. Wolfram. “Nonlinear Poisson–Nernst–Planck equations for ion flux through confined geometries”. In: *Nonlinearity* 25.4 (2012), p. 961.
- [21] M. Burger et al. “Lane Formation by Side-Stepping”. In: *SIAM Journal on Mathematical Analysis* 48.2 (2016), pp. 981–1005. DOI: 10.1137/15M1033174.
- [22] M. Burger et al. “Lane Formation by Side-Stepping”. In: *SIAM Journal on Mathematical Analysis* 48.2 (2016), pp. 981–1005.
- [23] M. Burger et al. “Nonlinear Cross-Diffusion with Size Exclusion”. In: *SIAM J. Math. Anal.* 42.6 (2010), p. 2842.
- [24] J. A Carrillo et al. “Entropy dissipation methods for degenerate parabolic problems and generalized Sobolev inequalities”. In: *Monatshefte für Mathematik* 133.1 (2001), pp. 1–82.
- [25] T Chou, K Mallick, and RKP Zia. “Non-equilibrium statistical mechanics: from a paradigmatic model to biological transport”. In: *Reports on progress in physics* 74.11 (2011), p. 116601.
- [26] E. N. M. Cirillo et al. “When diffusion faces drift: Consequences of exclusion processes for bi-directional pedestrian flows”. In: *Physica D Nonlinear Phenomena* 413, 132651 (Dec. 2020), p. 132651.
- [27] E. Cristiani, B. Piccoli, and A. Tosin. *Multiscale modeling of pedestrian dynamics*. Vol. 12. Springer, 2014.
- [28] B. Derrida. “An exactly soluble non-equilibrium system: the asymmetric simple exclusion process”. In: *Physics Reports* 301.1-3 (1998), pp. 65–83.
- [29] B. Derrida et al. “Exact solution of a 1D asymmetric exclusion model using a matrix formulation”. In: *Journal of Physics A: Mathematical and General* 26.7 (1993), pp. 1493–1517.

- [30] N Desai and A. M. Ardekani. “Modeling of active swimmer suspensions and their interactions with the environment”. In: *Soft Matter* 13.36 (2017), pp. 6033–6050.
- [31] K. Elamvazhuthi and S. Berman. “Mean-field models in swarm robotics: A survey”. In: *Bioinspiration & Biomimetics* 15.1 (2019), p. 015001.
- [32] J. Elgeti, R. G. Winkler, and G. Gompper. “Physics of microswimmers—single particle motion and collective behavior: a review”. In: *Reports on Progress in Physics* 78.5 (2015), p. 056601.
- [33] N. Gavish, P. Nyquist, and M. Peletier. “Large deviations and gradient flows for the Brownian one-dimensional hard-rod system”. In: *arXiv preprint arXiv:1909.02054* (2019).
- [34] Roland G Gompper G.and Winkler et al. “The 2020 motile active matter roadmap”. In: *J. Phys.: Condens. Matter* 32.19 (Feb. 2020), p. 193001.
- [35] D. S. Grebenkov. “Partially reflected Brownian motion: a stochastic approach to transport phenomena”. In: *Focus on probability theory* (2006), pp. 135–169.
- [36] D. Helbing, I. Farkas, and T. Vicsek. “Simulating dynamical features of escape panic”. In: *Nature* 407.6803 (2000), pp. 487–490.
- [37] D. Helbing and P. Molnar. “Social force model for pedestrian dynamics”. In: *Physical Review E* 51.5 (1995), p. 4282.
- [38] I. Humpert et al. “On the Role of Vesicle Transport in Neurite Growth: Modelling and Experiments”. In: *arXiv:1908.02055 [q-bio]* (2019).
- [39] A. Jüngel. “The boundedness-by-entropy method for cross-diffusion systems”. In: *Nonlinearity* 28.6 (2015), p. 1963.
- [40] Y.-E. Keta et al. “Collective motion in large deviations of active particles”. In: *Phys. Rev. E* 103.2 (2021), p. 022603.
- [41] A. Kirchner and A. Schadschneider. “Simulation of evacuation processes using a bionics-inspired cellular automaton model for pedestrian dynamics”. In: *Physica A: Statistical Mechanics and its Applications* 312.1 (2002), pp. 260–276. ISSN: 0378-4371.
- [42] M. Kourbane-Houssene et al. “Exact Hydrodynamic Description of Active Lattice Gases”. In: *Phys. Rev. Lett.* 120 (26 2018), p. 268003.
- [43] P. L. Lions and A. S. Sznitman. “Stochastic differential equations with reflecting boundary conditions”. In: *Communications on Pure and Applied Mathematics* 37.4 (1984), pp. 511–537.
- [44] J. Maas. “Gradient flows of the entropy for finite Markov chains”. In: *Journal of Functional Analysis* 261.8 (2011), pp. 2250–2292.
- [45] B. Maury and S. Faure. *Crowds in Equations: An Introduction to the Microscopic Modeling of Crowds*. World Scientific, 2018.
- [46] Bertrand Maury et al. “Handling congestion in crowd motion modeling”. In: *Networks and Heterogeneous Media* 6.3 (2011), p. 485.
- [47] L.G. Nava, R. Großmann, and F. Peruani. “Markovian robots: Minimal navigation strategies for active particles”. In: *Physical Review E* 97.4 (2018), p. 042604.
- [48] B. J. Nelson, I. K. Kaliakatsos, and J. J. Abbott. “Microrobots for minimally invasive medicine”. In: *Annual review of biomedical engineering* 12 (2010), pp. 55–85.
- [49] M.A. Peletier et al. “Jump processes as Generalized Gradient Flows”. In: (2020). arXiv: 2006 . 10624 [math.AP].
- [50] J.-F. Pietschmann and B. Schlake. “Lane formation in a microscopic model and the corresponding partial differential equation”. In: *2011 IEEE International Conference on Computer Vision Workshops (ICCV Workshops)*. IEEE. 2011, pp. 173–179.
- [51] A. Pilipenko. *An introduction to stochastic differential equations with reflection*. Vol. 1. Universitätsverlag Potsdam, 2014.
- [52] T. Ralph, S. W Taylor, and M. Bruna. “One-dimensional model for chemotaxis with hard-core interactions”. In: *Phys. Rev. E* 101.2 (2020), p. 022419.
- [53] H. Rost. “Diffusion de sphères dures dans la droite réelle: comportement macroscopique et équilibre local”. In: *Séminaire de Probabilités XVIII 1982/83*. Springer, 1984, pp. 127–143.
- [54] F. Schmidt et al. “Light-controlled assembly of active colloidal molecules”. In: *The Journal of chemical physics* 150.9 (2019), p. 094905.

- [55] J. Schöberl. “NETGEN An advancing front 2D/3D-mesh generator based on abstract rules”. In: *Computing and Visualization in Science* 1.1 (1997), pp. 41–52.
- [56] M. J. Simpson, K. A. Landman, and B. D Hughes. “Multi-species simple exclusion processes”. In: *Physica A* (2009).
- [57] A. V. Skorokhod. “Stochastic Equations for Diffusion Processes in a Bounded Region”. In: *Theory of Probability & Its Applications* 6.3 (1961), pp. 264–274. DOI: 10.1137/1106035.
- [58] T. Speck et al. “Dynamical mean-field theory and weakly non-linear analysis for the phase separation of active Brownian particles.” In: *J. Chem. Phys.* 142.22 (June 2015), p. 224109.
- [59] J. Tailleur and M. E. Cates. “Statistical Mechanics of Interacting Run-and-Tumble Bacteria”. In: *Phys. Rev. Lett.* 100 (21), p. 218103. DOI: 10.1103/PhysRevLett.100.218103.
- [60] D. B. Wilson, H. Byrne, and M. Bruna. “Reactions, diffusion, and volume exclusion in a conserved system of interacting particles”. In: *Phys. Rev. E* 97.6 (June 2018), p. 062137.
- [61] J.A. Wood. “A totally asymmetric exclusion process with stochastically mediated entrance and exit”. In: *Journal of Physics A: Mathematical and Theoretical* 42.44 (2009), p. 445002.
- [62] A. Zöttl and H. Stark. “Emergent behavior in active colloids”. In: *Journal of Physics: Condensed Matter* 28.25 (2016), p. 253001.