

Fast approximations of the Jeffreys divergence between univariate Gaussian mixture models via exponential polynomial densities

Frank Nielsen 

Sony Computer Science Laboratories Inc.
Tokyo, Japan

Abstract

The Jeffreys divergence is a renown symmetrization of the oriented Kullback-Leibler divergence broadly used in information sciences. Since the Jeffreys divergence between Gaussian mixture models is not available in closed-form, various techniques with pros and cons have been proposed in the literature to either estimate, approximate, or lower and upper bound this divergence. In this paper, we propose a simple yet fast heuristic to approximate the Jeffreys divergence between two univariate Gaussian mixtures with arbitrary number of components. Our heuristic relies on converting the mixtures into pairs of dually parameterized probability densities belonging to an exponential family. In particular, we consider the versatile polynomial exponential family densities, and design a divergence to measure in closed-form the goodness of fit between a Gaussian mixture and its polynomial exponential density approximation. This goodness-of-fit divergence is a generalization of the Hyvärinen divergence used to estimate models with computationally intractable normalizers. It allows us to perform model selection by choosing the orders of the polynomial exponential densities used to approximate the mixtures. We demonstrate experimentally that our heuristic to approximate the Jeffreys divergence improves by several orders of magnitude the computational time of stochastic Monte Carlo estimations while approximating reasonably well the Jeffreys divergence, specially when the mixtures have a very small number of modes. Besides, our mixture-to-exponential family conversion techniques may prove useful in other settings.

Keywords: Gaussian mixture models; Jeffreys divergence; mixture families; polynomial exponential families; maximum likelihood estimator; score matching estimator; Hyvärinen divergence; moment matrix; Hankel matrix.

1 Introduction

1.1 Statistical mixtures and statistical divergences

In this work, we consider the problem of approximating the Jeffreys divergence [46] between two univariate continuous mixture models [58] $m(x) = \sum_{i=1}^k w_i p_i(x)$ and $m'(x) = \sum_{i=1}^{k'} w'_i p'_i(x)$ with continuous component distributions p_i 's and p'_i 's defined on a coinciding support \mathcal{X} . The mixtures $m(x)$ and $m'(x)$ may have different number of components (i.e., $k \neq k'$). Historically, Pearson [85] first considered a univariate Gaussian mixture of two components for modeling the distribution of ratio of forehead breadth to body length of a thousand crabs in 1894 (the obtained mixture was unimodal).

Although our work applies to any continuous mixtures of exponential families (e.g., Rayleigh mixtures [94] with restricted support $\mathcal{X} = \mathbb{R}_+$), we explain our method for the most prominent family of mixtures encountered in practice: The Gaussian mixture models, or GMMs for short (also abbreviated as MoG for Mixtures of Gaussians [96]). In the remainder, a univariate GMM $m(x) = \sum_{i=1}^k w_i p_{\mu_i, \sigma_i}(x)$ with k Gaussian components

$$p_i(x) = p_{\mu_i, \sigma_i}(x) := \frac{1}{\sigma_i \sqrt{2\pi}} \exp\left(-\frac{(x - \mu_i)^2}{2\sigma_i^2}\right),$$

is called a k -GMM.

The Kullback-Leibler divergence [51] D_{KL} (KLD) between two probability density functions m and m' is:

$$D_{\text{KL}}[m : m'] := \int_{\mathcal{X}} m(x) \log\left(\frac{m(x)}{m'(x)}\right) dx. \quad (1)$$

The KLD is an oriented divergence since $D_{\text{KL}}[m : m'] \neq D_{\text{KL}}[m' : m]$.

The Jeffreys divergence [46] (JD) D_J is the arithmetic symmetrization of the forward and reverse KLDs:

$$D_J[m, m'] := D_{\text{KL}}[m : m'] + D_{\text{KL}}[m' : m], \quad (2)$$

$$= \int_{\mathcal{X}} (m(x) - m'(x)) \log\left(\frac{m(x)}{m'(x)}\right) dx. \quad (3)$$

The JD is a symmetric divergence: $D_J[m, m'] = D_J[m', m]$. In the literature, the Jeffreys divergence [102] has also been called the J -divergence [48], the symmetric Kullback-Leibler divergence [99] and sometimes the symmetrical Kullback-Leibler divergence [101, 65]. Notice that there are many other ways to symmetrize the KLD [67] beyond the usual Jeffreys divergence and renown Jensen-Shannon divergence [53] D_{JS} :

$$D_{\text{JS}}[m : m'] := D_{\text{KL}}\left[m : \frac{m + m'}{2}\right] + D_{\text{KL}}\left[m' : \frac{m + m'}{2}\right].$$

In general, it is provably hard to calculate in closed-form the integral of the KLD between two continuous mixtures: For example, the KLD between two GMMs has been shown to be non-analytic [105]. One recent notable exception to this hardness result of calculating KLD between mixtures is the closed-form analytic formula (albeit being large) reported for the KLD between two Cauchy mixtures of two components [70]. Thus in practice, when calculating the JD between two GMMs, one can either approximate [38, 26], estimate [98], or bound [30, 79] the KLD between mixtures. Another approach to bypass the computational intractability of calculating the KLD between mixtures consists in designing new types of divergences tailored to mixtures which admit closed-form expressions. See [47, 63, 68] for some examples of statistical divergences (e.g., Cauchy-Schwarz divergence [47]) well-suited to mixtures.

In practice, the vanilla Monte Carlo (MC) estimator of the KLD between mixtures consists in first rewriting the KLD as

$$D_{\text{KL}}[m : m'] = \int_{\mathcal{X}} \left(m(x) \log\left(\frac{m(x)}{m'(x)}\right) + m'(x) - m(x) \right) dx = \int_{\mathcal{X}} D_{\text{kl}}(m(x) : m'(x)) dx$$

where $D_{\text{kl}}(a : b) := a \log \frac{a}{b} + b - a$ is a scalar Bregman divergence [18, 10, 11, 82] (hence non-negative), and then performing Monte Carlo stochastic integration:

$$\hat{D}_{\text{KL}}^{\mathcal{S}_s}[m : m'] := \frac{1}{s} \sum_{i=1}^s \frac{1}{m(x_i)} D_{\text{kl}}(m(x_i) : m'(x_i)) = \frac{1}{s} \sum_{i=1}^s \left(\log \left(\frac{m(x_i)}{m'(x_i)} \right) + \frac{m'(x_i)}{m(x_i)} - 1 \right),$$

where $\mathcal{S}_s = \{x_1, \dots, x_s\}$ is s independent and identically distributed (iid.) samples from $m(x)$. This MC estimator is by construction always non-negative (a weighted sum of non-negative Bregman scalar divergences), and furthermore consistent. That is, we have $\lim_{s \rightarrow \infty} \hat{D}_{\text{KL}}^{\mathcal{S}_s}[m : m'] = D_{\text{KL}}[m : m']$ (under mild conditions [90]).

Similarly, we estimate the Jeffreys divergence via MC sampling as follows:

$$\hat{D}_J^{\mathcal{S}_s}[m, m'] := \frac{1}{s} \sum_{i=1}^s \frac{2}{m(x_i) + m'(x_i)} (m(x_i) - m'(x_i)) \log \left(\frac{m(x_i)}{m'(x_i)} \right), \quad (4)$$

where $\mathcal{S}_s = \{x_1, \dots, x_s\}$ are s iid. samples from the middle mixture $m_{12}(x) := \frac{1}{2}(m(x) + m'(x))$. Since the scalar Jeffreys divergence $D_J(p, q) := (p - q) \log \frac{p}{q} = D_{\text{kl}}(p : q) + D_{\text{kl}}(q : p) \geq 0$, we have $\hat{D}_J^{\mathcal{S}_s}[m, m'] \geq 0$. By choosing the middle mixture $m_{12}(x)$ for sampling, we ensure that we keep the symmetric property of the JD: That is, $\hat{D}_J^{\mathcal{S}_s}[m, m'] = \hat{D}_J^{\mathcal{S}_s}[m', m]$. We also have consistency under mild conditions: $\lim_{s \rightarrow \infty} \hat{D}_J^{\mathcal{S}_s}[m, m'] = D_J[m, m']$. Thus the time complexity to stochastically estimate the JD is $\tilde{O}((k + k')s)$, with s typically ranging from 10^4 to 10^6 in applications. Notice that the number of components can be very large (e.g., $k = O(n)$ for n input data when using Kernel Density Estimators [93]). KDEs build mixtures by setting a mixture component at each data location. Those KDE mixtures have a large number of components and may potentially exhibit many spurious modes visualized as small bumps when plotting the mixture densities.

1.2 Polynomial exponential families and Jeffreys divergence

In this work, we shall consider the approximation of the JD by converting continuous mixtures into densities of exponential families [12] also called tilted families [31] (i.e., densities obtained by tilting the Lebesgue base measure). A continuous exponential family (EF) \mathcal{E}_t of order D is defined as a family of probability density functions with support \mathcal{X} and probability density function:

$$\mathcal{E}_t := \left\{ p_\theta(x) := \exp \left(\sum_{i=1}^D \theta_i t_i(x) - F(\theta) \right) : \theta \in \Theta \right\},$$

where $F(\theta)$ is called the log-normalizer (also called log-Laplace transform or cumulant function) which ensures normalization of $p_\theta(x)$ (i.e., $\int_{\mathcal{X}} p_\theta(x) dx = 1$):

$$F(\theta) = \log \left(\int_{\mathcal{X}} \exp \left(\sum_{i=1}^D \theta_i t_i(x) \right) dx \right).$$

Parameter $\theta \in \Theta \subset \mathbb{R}^D$ is called the natural or canonical parameter, and the vector $t(x) = [t_1(x) \dots t_D(x)]^\top$ is called the sufficient statistics [12]. Let Θ denotes the natural parameter space: $\Theta := \{\theta : F(\theta) < \infty\}$, an open convex domain for regular exponential families [12].

Polynomial exponential families [25, 23, 14, 76] (PEF) \mathcal{E}_D are exponential families with polynomial sufficient statistics $t_i(x) = x^i$ for $i \in \{1, \dots, D\}$. For example, the exponential distributions $\{p_\lambda(x) = \lambda \exp(-\lambda x)\}$ form a PEF with $D = 1$, $t(x) = x$ and $\mathcal{X} = \mathbb{R}_+$, and the normal distributions form a PEF with $D = 2$, $t(x) = [x \ x^2]^\top$ and $\mathcal{X} = \mathbb{R}$, etc. PEFs are also called exponential-polynomial densities [28, 41]. PEDs have positive densities by construction, and this contrasts with modeling the density by polynomials [20] which may yield densities which are potentially negative at some values. Clutton-Brock [23] estimated densities from iid. observations using exponentials of orthogonal series (which ensures positivity of the densities). The considered densities are $\exp\left(\sum_{i=1}^D \theta_i P_i(x) - F(\theta)\right)$, where the P_i 's are orthogonal polynomials (e.g., Legendre, Chebyshev, Gegenbauer, Hermite, Laguerre polynomials, etc.) Historically, Neyman [62] used an exponential of a series of Legendre polynomials in 1937 to develop his “smooth test”. Yet another versatile methodology to estimate density in statistics is spline density smoothing [104].

The log-normalizes $F(\theta)$ can be obtained in closed-form for lower order PEFs (e.g., $D = 1$ or $D = 2$) or very special subfamilies of PEFs. However, no-closed form formula are available for $F(\theta)$ of PEFs in general as soon $D \geq 4$, and the cumulant function $F(\theta)$ is said to be computationally intractable. See also the exponential varieties [60] related to polynomial exponential families. Notice that when $\mathcal{X} = \mathbb{R}$ the coefficient θ_D is negative for even integer order D .

PEFs are attractive because these families can universally model smooth multimodal distributions [25], and require fewer parameters in comparison to GMMs: Indeed, a univariate k -GMM $m(x)$ (at most k modes and $k - 1$ antimodes) requires $3k - 1$ parameters to specify $m(x)$ (or $k + 1$ for a KDE [93] with constant kernel width σ or $2k - 1$ for varying kernel widths, but $k = n$ observations). A density of a PEF of order D (called a Polynomial Exponential Density, PED) requires D parameters to specify θ but has at most $\frac{D}{2}$ modes and $\frac{D}{2} - 1$ antimodes.

The case of the quartic (polynomial) exponential densities \mathcal{E}_4 ($D = 4$) has been extensively investigated in [84, 9, 56, 108, 57, 59]. Armstrong and Brigo [8] discussed order-6 PEDs, and Efron and Hastie reported and order-7 PEF in their textbook (see Figure 5.7 of [31]).

Let $P_\theta(x) := \sum_{i=1}^D \theta_i x^i$ be a homogeneous polynomial defining the shape of the PEF:

$$p_\theta(x) = \exp(P_\theta(x) - F(\theta)).$$

When P_θ is a monomial, the cumulant function is available in closed-form and the PEF is called a Monomial Exponential Family. This closed-form property has been used to devise a sequence of maximum entropy upper bounds for GMMs [77]. Appendix A describes the characteristics of the MEFs. Since the logarithm function is strictly increasing, the stationary points γ_j of $p_\theta(x) > 0$ (satisfying $p'_\theta(\gamma_j) = 0$) are equivalent to the stationary points of $\log p_\theta(x) = P_\theta(x) - F(\theta)$, i.e., the points γ_j such that $P'_\theta(\gamma_j) = \sum_{i=1}^D i \theta_i \gamma_j^{i-1} = 0$. Reciprocally, polynomial $P_\theta(x)$ can also be expressed using stationary points γ_i 's of its derivative as

$$P_\theta(x) = \int_0^x \prod_j (u - \gamma_j) du.$$

For example, consider $P_\theta(x)$ with $P'_\theta(x) = \gamma_4(x - \gamma_1)(x - \gamma_2)(x - \gamma_3)(x - \gamma_4)$. $P_\theta(x)$ has stationary points γ_i . Then we get the corresponding polynomial exponential family:

$$p_\theta(x) =: \exp\left(\sum_{i=1}^D \theta_i x^i - F(\theta)\right).$$

In the context of deep learning [39], the PEFs can be interpreted as a simple class of Energy-Based Models [52, 40] (EBMs). Thus let us write

$$p_\theta(x) = \frac{q_\theta(x)}{Z(\theta)},$$

where $q_\theta(x) := \exp\left(\sum_{i=1}^D \theta_i x^i\right)$ is the unnormalized density, and $Z(\theta) = \exp(F(\theta))$ is called the *partition function* in statistical physics. Hence, $F(\theta)$ is also called log-partition function since $F(\theta) = \log Z(\theta)$. We can define an equivalence class \sim such that $p_1(x) \sim p_2(x)$ iff. there exists $\lambda > 0$ such that $p_1(x) = \lambda p_2(x)$. In the literature, $\tilde{p}_\theta(x)$ often denote one representative of the equivalence class $p_\theta(x)/\sim$, the distribution $q_\theta(x)$: $\tilde{p}_\theta(x) = q_\theta(x)$.

PEFs like any other exponential family admit a dual parameterization [12] $\eta = \eta(\theta) := E_{p_\theta}[t(x)] = \nabla F(\theta)$, called the moment parameterization (or mean parameterization). Let H (pronounced Eta using the greek alphabet) denote the moment parameter space. Let us use the subscript and superscript notations to emphasize the coordinate system used to index a PEF: In our notation, we thus write $p_\theta(x) = p^\eta(x)$.

It is known that the KLD between any two densities of an exponential family amounts to a reverse Bregman divergence B_{F^*} induced by the cumulant of the EF [10, 11]:

$$D_{\text{KL}}[p_\theta : p_{\theta'}] = B_{F^*}(\theta : \theta') := B_F(\theta' : \theta),$$

where the Bregman divergence for a strictly convex and smooth generator F is defined by:

$$B_F(\theta_1 : \theta_2) := F(\theta_1) - F(\theta_2) - (\theta_1 - \theta_2)^\top \nabla F(\theta_2), \quad (5)$$

$$= F(\theta_1) - F(\theta_2) - (\theta_1 - \theta_2)^\top \eta_2, \quad (6)$$

with $\eta_2 := \nabla F(\theta_2)$.

Thus the JD between two PEDS of a PEF can be written equivalently as:

$$D_J(p_\theta, p_{\theta'}) = D_{\text{KL}}[p_\theta : p_{\theta'}] + D_{\text{KL}}[p_{\theta'} : p_\theta], \quad (7)$$

$$= B_F(\theta' : \theta) + B_F(\theta : \theta'), \quad (8)$$

$$= (\theta' - \theta)^\top (\eta' - \eta), \quad (9)$$

$$= (\theta' - \theta)^\top (\nabla F(\theta') - \nabla F(\theta)), \quad (10)$$

$$= (\nabla F^*(\eta') - \nabla F^*(\eta))^\top (\eta' - \eta), \quad (11)$$

where $F^*(\eta)$ denote the Legendre-Fenchel convex conjugate:

$$F^*(\eta) := \sup_{\theta \in \Theta} \{\theta^\top \eta - F(\theta)\}. \quad (12)$$

It follows from the Legendre transform that we have $\eta = \nabla F(\theta)$ and $\theta = \nabla F^*(\eta)$. Thus the density of an exponential family expressed using the moment parameterization [64] is:

$$p^\eta(x) = \exp\left(\nabla F^*(\eta)^\top t(x) - F(\nabla F^*(\eta))\right), \quad (13)$$

$$= \exp(-B_{F^*}(t(x) : \eta) + F^*(t(x))), \quad (14)$$

where B_{F^*} is the dual Bregman divergence. This dual parameterization of the density emphasizes the bijection between regular exponential families and “regular” Bregman divergences [11].

Using the mixed natural and moment parameterizations (with $\eta = \nabla F(\theta)$ and $\eta' = \nabla F(\theta')$), we get the following expression of the Jeffreys divergence:

Proposition 1 (Jeffreys divergence between densities of an exponential family). *Let p_θ and $p_{\theta'}$ be two densities of an exponential family \mathcal{E} . Then the Jeffreys divergence is:*

$$D_J[p_\theta, p_{\theta'}] = (\theta' - \theta)^\top (\eta' - \eta). \quad (15)$$

Proof. The proof is straightforward:

$$\begin{aligned} D_J[p_\theta, p_{\theta'}] &= D_{\text{KL}}[p_\theta : p_{\theta'}] + D_{\text{KL}}[p_{\theta'} : p_\theta], \\ &= B_F(\theta' : \theta) + B_F(\theta : \theta'), \\ &= \cancel{F(\theta')} - \cancel{F(\theta)} - (\theta' - \theta)^\top \eta + \cancel{F(\theta)} - \cancel{F(\theta')} - (\theta - \theta')^\top \eta', \\ &= (\theta' - \theta)^\top (\eta' - \eta). \end{aligned}$$

□

Interestingly, observe that the cumulant function $F(\theta)$ does not appear explicitly in Eq. 15 of Proposition 1 (although it occurs implicitly in the moment parameters $\eta = \nabla F(\theta)$ or dually in the natural parameters $\theta = \nabla F^*(\eta)$). An alternative way to derive Eq. 15 is to consider the Legendre-Fenchel divergence [78] L_F which is equivalent to a Bregman divergence but which uses both mixed natural and moment parameterizations:

$$L_F(\theta_1 : \eta_2) := F(\theta_1) + F^*(\eta_2) - \theta_1^\top \eta_2 = L_{F^*}(\eta_2 : \theta_1) = B_F(\theta_1 : \theta_2) = B_{F^*}(\eta_2 : \eta_1). \quad (16)$$

Then we have for PDFs of an EF:

$$D_J[p_{\theta_1} : p_{\theta_2}] = L_F(\theta_1 : \eta_2) + L_F(\theta_2 : \eta_1), \quad (17)$$

$$= \underbrace{F(\theta_1) + F^*(\eta_1)}_{\theta_1^\top \eta_1} + \underbrace{F(\theta_2) + F^*(\eta_2)}_{\theta_2^\top \eta_2} - \theta_1^\top \eta_2 - \theta_2^\top \eta_1, \quad (18)$$

$$= (\theta_2 - \theta_1)^\top (\eta_2 - \eta_1). \quad (19)$$

1.3 A simple approximation heuristic

In view of Proposition 1, our method to approximate the Jeffreys divergence between mixtures m and m' consists in first converting those mixtures m and m' into pairs of polynomial exponential densities (PEDs) in § 2. To convert a mixture $m(x)$ into a pair $(p_{\bar{\theta}_1}, p^{\bar{\eta}_2})$ dually parameterized (but not dual because $\bar{\eta}_2 \neq \nabla F(\bar{\theta}_1)$), we shall consider “integral extensions” of the Maximum Likelihood Estimator [12] (MLE which estimates in the moment parameter space $H = \{\nabla F(\theta) : \theta \in \Theta\}$) and of the Score Matching Estimator [44] (SME which estimates in the natural parameter space $\Theta = \{\nabla F^*(\eta) : \eta \in H\}$).

Then by converting both mixture m and mixture m' into pairs of dually natural/moment parameterized unnormalized PEDs, i.e., $m \rightarrow (q_{\bar{\theta}_{\text{SME}}}, q_{\bar{\eta}_{\text{MLE}}})$ and $m' \rightarrow (q_{\bar{\theta}'_{\text{SME}}}, q'_{\bar{\eta}'_{\text{MLE}}})$, we approximate the JD between mixtures m and m' by using the four parameters of the PEDsas

$$D_J[m, m'] \approx (\bar{\theta}'_{\text{SME}} - \bar{\theta}_{\text{SME}})^\top (\bar{\eta}'_{\text{MLE}} - \bar{\eta}_{\text{MLE}}). \quad (20)$$

Let Δ_J denote the approximation formula obtained from the two pairs of PEDs:

$$\Delta_J[p_{\theta_{\text{SME}}}, p^{\eta_{\text{MLE}}}; p_{\theta'_{\text{SME}}}, p^{\eta'_{\text{MLE}}}] := (\theta'_{\text{SME}} - \theta_{\text{SME}})^\top (\eta'_{\text{MLE}} - \eta_{\text{MLE}}). \quad (21)$$

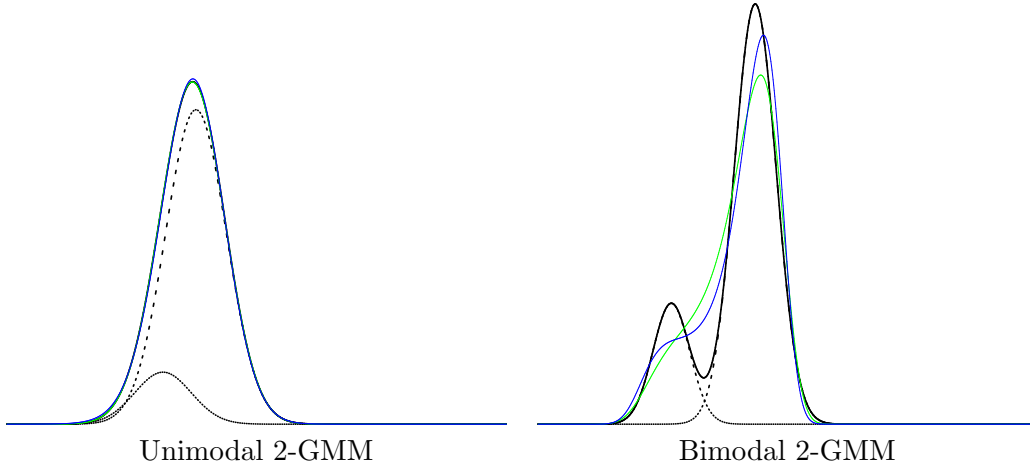


Figure 1: Two examples illustrating the conversion a GMM m (black) of $k = 2$ components (dashed black) into a pair of polynomial exponential densities of order $D = 4$ ($p_{\bar{\theta}_{\text{SME}}}, p^{\bar{\eta}_{\text{MLE}}}$). PED $p_{\bar{\theta}_{\text{SME}}}$ is displayed in green and PED $p^{\bar{\eta}_{\text{MLE}}}$ is displayed in blue. To display $p^{\bar{\eta}_{\text{MLE}}}$, we first converted $\bar{\eta}_{\text{MLE}}$ to $\tilde{\theta}_{\text{MLE}}$ using an iterative linear system descent method (ILSDM), and we numerically estimated the normalizing factors $Z(\bar{\theta}_{\text{SME}})$ and $Z(\bar{\eta}_{\text{MLE}})$ to display the normalized PEDs.

Let $\Delta_J(\theta_{\text{SME}}, \eta_{\text{MLE}}; \theta'_{\text{SME}}, \eta'_{\text{MLE}}) := \Delta_J[p_{\theta_{\text{SME}}}, p^{\eta_{\text{MLE}}}; p_{\theta'_{\text{SME}}}, p^{\eta'_{\text{MLE}}}]$. Then we have

$$D_J[m, m'] \approx \tilde{D}_J[m, m'] := \Delta_J(\theta_{\text{SME}}, \eta_{\text{MLE}}; \theta'_{\text{SME}}, \eta'_{\text{MLE}}).$$

Note that Δ_J is not a proper divergence as it may be negative since in general $\bar{\eta}_{\text{MLE}} \neq \nabla F(\bar{\theta}_{\text{SME}})$. That is, Δ_J may not satisfy the law of the indiscernibles. Approximation Δ_J is exact when $k_1 = k_2 = 1$ with both m and m' belong to an exponential family.

We show experimentally in §4 that the \tilde{D}_J heuristic yields fast approximations of the JD compared to the MC baseline estimations by several order of magnitudes while approximating reasonably well the JD when the mixtures have a small number of modes.

For example, Figure 2 displays the unnormalized PEDs obtained for two Gaussian mixture models ($k_1 = 10$ components and $k_2 = 11$ components) into PEDs of a PEF of order $D = 8$. The MC estimation of the JD with $s = 10^6$ samples yields $0.2633\dots$ while the PED approximation of Eq. 20 on corresponding PEFs yields $0.2618\dots$ (the relative error is $0.00585\dots$ or about $0.585\dots\%$). It took about 2642.581 milliseconds (with $s = 10^6$ on a Dell Inspiron 7472 laptop) to MC estimate the JD while it took about 0.827 milliseconds with the PEF approximation. Thus we obtained a speed-up factor of about 3190 (three orders of magnitude) for this particular example. We report the mixtures and PEF conversions used in Figure 2 in Appendix D. Notice that when viewing Figure 2, we tend to visually evaluate the dissimilarity using the total variation distance [80] (a metric distance):

$$D_{\text{TV}}[m, m'] := \frac{1}{2} \int |m(x) - m'(x)| dx,$$

rather than by a dissimilarity relating to the KLD. Using Pinsker's inequality [87, 34], we have

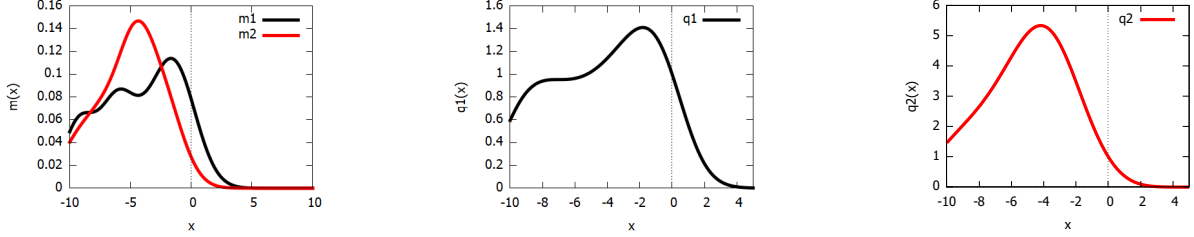


Figure 2: Two mixtures m_1 (black) and m_2 (red) of $k_1 = 10$ components and $k_2 = 11$ components (left), respectively. The unnormalized PEFs $q_{\bar{\theta}_1} = \tilde{p}_{\bar{\theta}_1}$ (middle) and $q_{\bar{\theta}_2} = \tilde{p}_{\bar{\theta}_2}$ (right) of order $D = 8$. Jeffreys divergence (about 0.2634) is approximated using PEDs within 0.6% compared to the Monte Carlo estimate with a speed factor of about 3190. Notice that displaying $p_{\bar{\theta}_1}$ and $p_{\bar{\theta}_2}$ on the same PDF canvas as the mixtures would require to calculate the partition functions $Z(\bar{\theta}_1)$ and $Z(\bar{\theta}_2)$ (which we do not in this figure). The PEDs $q^{\bar{\eta}_1}$ and $q^{\bar{\eta}_2}$ of the pairs $(\bar{\theta}_1, \bar{\eta}_1)$ and $(\bar{\theta}_2, \bar{\eta}_2)$ parameterized in the moment space are not shown here.

$D_J[m, m'] \geq D_{TV}[m, m']^2$ and $D_{TV}[m, m'] \in [0, 1]$. Thus large TV distance (e.g., $D_{TV}[m, m'] = 0.1$) between mixtures may have small JD since Pinsker's inequality yields $D_J[m, m'] \geq 0.01$.

Let us point out that our approximation heuristic is deterministic while the MC estimations are stochastic: That is, each MC run (Eq. 4) returns a different result, and a single MC run may yield a very bad approximation of the true Jeffreys divergence.

We compare our fast heuristic $\tilde{D}_J[m, m']$ with two more costly methods relying on numerical procedures:

1. Simplify GMMs m_i into PEDs $p^{\bar{\eta}_i^{\text{MLE}}}$, and convert approximately the $\bar{\eta}_i^{\text{MLE}}$'s into $\tilde{\theta}_i^{\text{MLE}}$'s. Then approximate the Jeffreys divergence as

$$D_J[m_1, m_2] \simeq \tilde{\Delta}_J^{\text{MLE}}[m_1, m_2] := (\tilde{\theta}_2^{\text{MLE}} - \tilde{\theta}_1^{\text{MLE}})^\top (\tilde{\eta}_2^{\text{MLE}} - \tilde{\eta}_1^{\text{MLE}}). \quad (22)$$

2. Simplify GMMs m_i into PEDs $p_{\bar{\theta}_i^{\text{SME}}}$, and convert approximately the $\bar{\theta}_i^{\text{SME}}$'s into $\tilde{\eta}_i^{\text{SME}}$'s. Then approximate the Jeffreys divergence as

$$D_J[m_1, m_2] \simeq \tilde{\Delta}_J^{\text{SME}}(m_1, m_2) = (\bar{\theta}_2^{\text{SME}} - \bar{\theta}_1^{\text{SME}})^\top (\tilde{\eta}_2^{\text{SME}} - \tilde{\eta}_1^{\text{SME}}). \quad (23)$$

1.4 Jeffreys divergence between GMMs of mixture families

A particular family of GMMs are GMMs sharing the same normal distribution components. These families are called w -GMMs [78], and only the weights of prescribed Gaussian components are allowed to vary. The family of w -GMMs with exactly k prescribed and distinct components $p_i(x) = p_{\mu_i, \sigma_i}(x)$ form a mixture family $\{m_\theta : \theta \in \Theta\}$ of order $D = k - 1$ in information geometry [2, 73, 69]. The underlying structure of a mixture family is a Bregman manifold (i.e., a Hessian manifold [97] with a single chart) with the Bregman generator being the negative entropy (a provably strictly convex function [73]). Let

$$m_\theta = \sum_{i=1}^{k-1} \theta_i p_{\mu_i, \sigma_i}(x) + (1 - \sum_{i=1}^{k-1} \theta_i) p_{\mu_0, \sigma_0}(x)$$

and

$$m_{\theta'} = \sum_{i=1}^{k-1} \theta'_i p_{\mu_i, \sigma_i}(x) + \left(1 - \sum_{i=1}^{k-1} \theta'_i\right) p_{\mu_0, \sigma_0}(x)$$

be two w -GMMs with θ and θ' belonging to the open $(k-1)$ -dimensional simplex $\Theta = \Delta_{k-1}^\circ$. The Bregman divergence for the negentropy generator amounts to calculate the KLD between the corresponding mixtures [69]:

$$B_F(\theta : \theta') = D_{\text{KL}}[m_\theta : m_{\theta'}], \quad (24)$$

for $F(\theta) := -h[m_\theta] = \int_{\mathcal{X}} m_\theta(x) \log m_\theta(x) dx$, the differential negentropy. It follows that the Jeffreys divergence between two w -GMMs is:

$$D_J[m_\theta, m_{\theta'}] = (\theta' - \theta)^\top (\eta' - \eta), \quad (25)$$

where the dual parameter η is defined by [73]:

$$\eta = \nabla F(\theta) = \begin{bmatrix} \int (p_{\mu_1, \sigma_1}(x) - p_{\mu_0, \sigma_0}(x))(1 + \log m_\theta(x)) dx \\ \vdots \\ \int (p_{\mu_i, \sigma_i}(x) - p_{\mu_0, \sigma_0}(x))(1 + \log m_\theta(x)) dx \\ \vdots \\ \int (p_{\mu_{k-1}, \sigma_{k-1}}(x) - p_{\mu_0, \sigma_0}(x))(1 + \log m_\theta(x)) dx \end{bmatrix}. \quad (26)$$

These η -parameters are not available in closed-form, and need to be either numerically approximated or estimated via Monte Carlo methods [73].

Furthermore, the α -skewed Jensen-Shannon divergence between two w -GMMs amount to a α -skewed Jensen divergence [78]:

$$D_{\text{JS}, \alpha}[m_{\theta_1} : m_{\theta_2}] := (1 - \alpha) D_{\text{KL}}[m_{\theta_1} : m_\alpha] + \alpha D_{\text{KL}}[m_{\theta_2} : m_\alpha], \quad (27)$$

$$= (1 - \alpha) F(\theta_1) + \alpha F(\theta_2) - F((1 - \alpha)\theta_1 + \alpha\theta_2), \quad (28)$$

$$=: J_{F, \alpha}(\theta_1 : \theta_2) \quad (29)$$

where $F(\theta) = -h[m_\theta]$ and

$$m_\alpha(x) := (1 - \alpha)m_{\theta_1}(x) + \alpha m_{\theta_2}(x) = m_{(1-\alpha)\theta_1 + \alpha\theta_2},$$

for any $\alpha \in (0, 1)$.

It has been proved that scaled α -skewed Jensen divergences tend to Bregman divergences in limit cases $\alpha \rightarrow 0$ and $\alpha \rightarrow 1$ [71, 78]:

$$\lim_{\alpha \rightarrow 1^-} \frac{1}{\alpha(1 - \alpha)} J_{F, \alpha}(\theta_1 : \theta_2) = B_F(\theta_1 : \theta_2) = D_{\text{KL}}[m_1 : m_2]. \quad (30)$$

Thus we have $\lim_{\alpha \rightarrow 1^-} \frac{1}{\alpha(1 - \alpha)} D_{\text{JS}, \alpha}[m_{\theta_1} : m_{\theta_2}] = D_{\text{KL}}[m_1 : m_2]$, as expected from Eq. 27. Notice that the left-hand-side of Eq. 30 does not use explicitly the gradient $\nabla F(\theta)$ but only $F(\theta) = -h[m_\theta]$ while the right-hand-side requires the gradient $\nabla F(\theta)$.

1.5 Contributions and paper outline

Our contributions are summarized as follows:

- We explain how to convert any continuous density $r(x)$ (including GMMs) into a polynomial exponential density in Section 2 using integral-based extensions of the Maximum Likelihood Estimator [12] (MLE estimates in the moment parameter space H , Theorem 1 and Corollary 1) and the Score Matching Estimator [44] (SME estimates in the natural parameter space Θ , Theorem 3). We show a connection of SME with the Moment Linear System Estimator [25] (MLSE) which is related to Stein’s lemma for exponential families [43] (see Lemma 1 in Appendix B).
- We report a closed-form formula to evaluate the goodness-of-fit of a polynomial family density to a GMM in §3 using an extension of the Hyvärinen divergence [2] (Theorem 4), and discuss the problem of model selection for choosing the order D of the polynomial exponential family.
- We show how to approximate the Jeffreys divergence between GMMs using a pair of natural/moment parameter PED conversion, and present experimental results which displays a gain of several orders of magnitude of performance when compared to the vanilla Monte Carlo estimator in §4. We observe that the quality of the approximations depend on the number of modes of the GMMs [21]. However, calculating or counting the modes of a GMM is a difficult problem in its own [21].

The paper is organized as follows: In Section 2, we show how to convert arbitrary probability density functions into polynomial exponential densities using integral-based Maximum Likelihood Estimator (MLE) and Score Matching Estimator (SME). We describe a Maximum Entropy method to convert iteratively moment parameters to natural parameters in §2.3.1. It is followed by Section 3 which shows how to calculate in closed-form the order-2 Hyvärinen divergence between a GMM and a polynomial exponential density. We use this criterion to perform model selection. Section 4 presents our computational experiments which demonstrate a gain of several orders of magnitudes for GMMs with small number of modes. Finally, we conclude in Section 5.

2 Converting finite mixtures to exponential family densities

We report two generic methods to convert a mixture $m(x)$ into a density $p_\theta(x)$ of an exponential family: The first method extending the MLE in §2.1 proceeds using the mean parameterization η while the second method extending the SME in §2.2 uses the natural parameterization of the exponential family. We then describe how to convert the moments parameters to natural parameters (and vice-versa) for polynomial exponential families in §2.3. We show how to instantiate these generic conversion methods for GMMs: It requires to calculate in closed-form non-central moments of GMMs. The efficient computations of raw moments of GMMs is detailed in §2.4.

2.1 Conversion using the moment parameterization (MLE)

Let us recall that in order to estimate the moment or mean parameter $\hat{\eta}_{\text{MLE}}$ of a density belonging an exponential family

$$\mathcal{E}_t := \left\{ p_\theta(x) = \exp \left(t(x)^\top \theta - F(\theta) \right) \right\}$$

with sufficient statistic vector $t(x) = [t_1(x) \dots t_D(x)]^\top$ from a i.i.d. sample set x_1, \dots, x_n , the Maximum Likelihood Estimator (MLE) [19, 12] yields

$$\max_{\theta} \prod_{i=1}^n p_{\theta}(x_i), \quad (31)$$

$$\equiv \max_{\theta} \sum_{i=1}^n \log p_{\theta}(x_i), \quad (32)$$

$$= \max_{\theta} E(\theta) := \left(\sum_{i=1}^n t(x_i)^\top \theta \right) - nF(\theta), \quad (33)$$

$$\Rightarrow \hat{\eta}_{\text{MLE}} = \frac{1}{n} \sum_{i=1}^n t(x_i). \quad (34)$$

In statistics, Eq. 33 is called the estimating equation. The MLE exists under mild conditions [12], and is unique since the Hessian $\nabla^2 E(\theta) = \nabla^2 F(\theta)$ of the estimating equation is positive-definite (log-normalizers $F(\theta)$ are always strictly convex and real analytic [12]). The MLE is consistent and asymptotically normally distributed [12]. Furthermore, since the MLE satisfies the equivariance property [12], we have $\hat{\theta}_{\text{MLE}} = \nabla F^*(\hat{\eta}_{\text{MLE}})$, where ∇F^* denotes the gradient of the conjugate function $F^*(\eta)$ of the cumulant function $F(\theta)$ of the exponential family. In general, ∇F^* is intractable for PEDs with $D \geq 4$ (except for the MEFs detailed in Appendix A).

By considering the empirical distribution

$$p_e(x) := \frac{1}{n} \sum_{i=1}^n \delta_{x_i}(x),$$

where $\delta_{x_i}(\cdot)$ denoting the Dirac distribution at location x_i , we can formulate the MLE problem as a minimum KLD problem between the empirical distribution and a density of the exponential family:

$$\begin{aligned} \min_{\theta} D_{\text{KL}}[p_e : p_{\theta}] &= \min -H[p_e] - E_{p_e}[\log p_{\theta}(x)], \\ &\equiv \max_{\theta} \frac{1}{n} \sum_{i=1}^n \log p_{\theta}(x_i), \end{aligned}$$

since the entropy term $H[p_e]$ is independent of θ .

Thus to convert an arbitrary smooth density $r(x)$ into a density p_{θ} of an exponential family \mathcal{E}_t , we ask to solve the following minimization problem:

$$\min_{\theta \in \Theta} D_{\text{KL}}[r : p_{\theta}].$$

Rewriting the minimization problem as:

$$\begin{aligned} \min_{\theta} D_{\text{KL}}[r : p_{\theta}] &= - \int r(x) \log p_{\theta}(x) dx + \int r(x) \log r(x) dx, \\ &\equiv \min_{\theta} - \int r(x) \log p_{\theta}(x) dx, \\ &= \min_{\theta} \int r(x) (F(\theta) - \theta^\top t(x)) dx, \\ &= \min_{\theta} \bar{E}(\theta) = F(\theta) - \theta^\top E_r[t(x)], \end{aligned}$$

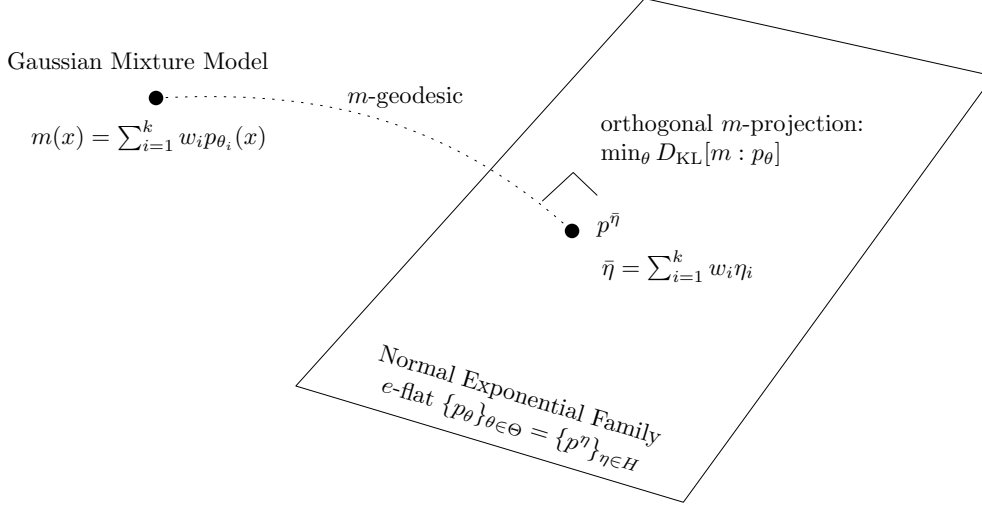


Figure 3: The best simplification of a GMM $m(x)$ into a single normal component p_{θ^*} ($\min_{\theta \in \Theta} D_{\text{KL}}[m : p_{\theta}] = \min_{\eta \in H} D_{\text{KL}}[m : p^{\eta}]$) is geometrically interpreted as the unique m -projection of $m(x)$ onto the Gaussian family (a e -flat): We have $\eta^* = \bar{\eta} = \sum_{i=1}^k \eta_i$.

we get

$$\bar{\eta}_{\text{MLE}}(r) := E_r[t(x)] = \int_{\mathcal{X}} r(x)t(x)dx. \quad (35)$$

The minimum is unique since $\nabla^2 \bar{E}(\theta) = \nabla^2 F(\theta) \succ 0$ (positive-definite matrix). This conversion procedure $r(x) \rightarrow p^{\bar{\eta}_{\text{MLE}}(r)}(x)$ can be interpreted as an integral extension of the MLE, hence the $\bar{\cdot}$ notation in $\bar{\eta}_{\text{MLE}}$. Notice that the ordinary MLE is $\hat{\eta}_{\text{MLE}} = \bar{\eta}_{\text{MLE}}(p_e)$ obtained for the empirical distribution: $r = p_e$: $\bar{\eta}_{\text{MLE}}(p_e) = \frac{1}{n} \sum_{i=1}^n t(x_i)$.

Theorem 1. *The best density $p^{\bar{\eta}}(x)$ of an exponential family $\mathcal{E}_t = \{p_{\theta} : \theta \in \Theta\}$ minimizing the Kullback-Leibler divergence $D_{\text{KL}}[r : p_{\theta}]$ between a density r and a density p_{θ} of an exponential family \mathcal{E}_t is $\bar{\eta} = E_r[t(x)] = \int_{\mathcal{X}} r(x)t(x)dx$.*

Notice that when $r = p_{\theta}$, we obtain $\bar{\eta} = E_{p_{\theta}}[t(x)] = \eta$, so that the method $\bar{\eta}_{\text{MLE}}(r)$ is consistent (by analogy to the finite i.i.d. MLE case): $\bar{\eta}_{\text{MLE}}(p_{\theta}) = \eta = \nabla F(\theta)$.

The KLD right-sided minimization problem can be interpreted as an information projection [66] of r onto \mathcal{E}_t . As a corollary of Theorem 1, we get:

Corollary 1 (Best right-sided KLD simplification of a mixture). *The best right-sided KLD simplification of a homogeneous mixture of exponential families [58] $m(x) = \sum_{i=1}^k w_i p_{\theta_i}(x)$ with $p_{\theta_i} \in \mathcal{E}_t$, i.e. $\min_{\theta \in \Theta} D_{\text{KL}}[m : p_{\theta}]$, into a single component $p^{\eta}(x)$ is given by $\eta = \hat{\eta}_{\text{MLE}}(m) = E_m[t(x)] = \sum_{i=1}^k w_i \eta_i = \bar{\eta}$.*

Eq. 35 allows us to greatly simplify the proofs reported in [86, 93] for mixture simplifications which involved the explicit use of the Pythagoras' theorem in the dually flat spaces of exponential families [2]. Figure 3 displays the geometric interpretation of the best KLD simplification of a GMM with ambient space the probability space $(\mathbb{R}, \mathcal{B}(\mathbb{R}), \mu_L)$ where μ_L denotes the Lebesgue measure and $\mathcal{B}(\mathbb{R})$ the Borel σ -algebra of \mathbb{R} .

Let us notice that Theorem 1 yields an algebraic system for polynomial exponential densities, i.e., $E_m[x^i] = \bar{\eta}_i$ for $i \in \{1, \dots, D\}$, to compute $\bar{\eta}_{\text{MLE}}(m)$ for a given GMM $m(x)$ (since raw moments $E_m[x^i]$ are algebraic). To contrast with this result, the MLE of iid. observations is in general not an algebraic function [3] but a transcendental function.

2.2 Converting to a PEF using the natural parameterization (SME)

2.2.1 Integral-based Score Matching Estimator (SME)

To convert density $r(x)$ to an exponential density with sufficient statistics $t(x)$, we can also use the Score Matching Estimator [44, 45] (SME). The score matching estimator minimizes the Hyvärinen divergence D_H (Eq. 4 of [45]):

$$D_H[p : p_\theta] := \frac{1}{2} \int \|\nabla_x \log p(x) - \nabla_x \log p_\theta(x)\|^2 p(x) dx.$$

That is, we convert a density $r(x)$ into an exponential family density $p_\theta(x)$ using the following minimizing problem:

$$\theta_{\text{SME}}(r) = \min_{\theta \in \Theta} D_H[r : p_\theta].$$

Beware that in statistics, the score $s_\theta(x)$ is defined by $\nabla_\theta \log p_\theta(x)$, but in score matching we refer to the “data score” defined by $\nabla_x \log p_\theta(x)$. Hyvärinen [45] gave an explanation of the naming “score” using a spurious location parameter.

- Generic solution: It can be shown that for exponential families [45], we get the following solution:

$$\theta_{\text{SME}}(r) = - (E_r[A(x)])^{-1} \times (E_r[b(x)]), \quad (36)$$

where

$$A(x) := [t'_i(x)t'_j(x)]_{ij}$$

is a $D \times D$ symmetric matrix, and

$$b(x) = [t''_1(x) \dots t''_D(x)]^\top$$

is a D -dimensional column vector.

Theorem 2. *The best conversion of a density $r(x)$ into a density $p_\theta(x)$ of an exponential family minimizing the right-sided Hyvärinen divergence is*

$$\theta_{\text{SME}}(r) = - (E_r[[t'_i(x)t'_j(x)]_{ij}])^{-1} \times (E_r[[t''_1(x) \dots t''_D(x)]^\top]).$$

- Solution instantiated for polynomial exponential families:

For polynomial exponential families of order D , we have $t'_i(x) = ix^{i-1}$ and $t''_i(x) = i(i-1)x^{i-2}$, and therefore we have

$$A_D = E_r[A(x)] = [ij \mu_{i+j-2}(r)]_{ij},$$

and

$$b_D = E_s[b(x)] = [j(j-1) \mu_{j-2}(r)]_j,$$

where $\mu_l(r) := E_r[X^l]$ denotes the l -th raw moment of distribution $X \sim r(x)$ (with the convention that $m_{-1}(r) = 0$). For a probability density function $r(x)$, we have $\mu_1(r) = 1$.

Thus the integral-based SME of a density r is:

$$\theta_{\text{SME}}(r) = - \left([ij\mu_{i+j-2}(r)]_{ij} \right)^{-1} \times [j(j-1)\mu_{j-2}(r)]_j. \quad (37)$$

For example, matrix A_4 is

$$\begin{bmatrix} \mu_0 & 2\mu_1 & 3\mu_2 & 4\mu_3 \\ 2\mu_1 & 4\mu_2 & 6\mu_3 & 8\mu_4 \\ 3\mu_2 & 6\mu_3 & 9\mu_4 & 12\mu_5 \\ 4\mu_3 & 8\mu_4 & 12\mu_5 & 16\mu_6 \end{bmatrix}.$$

- Faster PEF solutions using Hankel matrices:

The method of Cobb et al. [25] (1983) anticipated the score matching method of Hyvärinen (2005). It can be derived from Stein's lemma for exponential families (see Appendix B). The integral-based score matching method is consistent, i.e., if $r = p_\theta$ then $\bar{\theta}_{\text{SME}} = \theta$: The probabilistic proof for $r(x) = p_e(x)$ is reported as Theorem 2 of [25]. The integral-based proof is based on the property that arbitrary order partial mixed derivatives can be obtained from higher-order partial derivatives with respect to θ_1 [41]:

$$\partial_1^{i_1} \dots \partial_D^{i_D} F(\theta) = \partial_1^{\sum_{j=1}^D j^{i_j}} F(\theta),$$

where $\partial_i := \frac{\partial}{\partial \theta_i}$.

The complexity of the direct SME method is $O(D^3)$ as it requires to inverse the $D \times D$ -dimensional matrix A_D .

We show how to lower this complexity by reporting an equivalent method (originally presented in [25]) which relies on recurrence relationships between the moments of $p_\theta(x)$ for PEDs. Recall that $\mu_l(r)$ denotes the l -th raw moment $E_r[x^l]$.

Let $A' = [a'_{i+j-2}]_{ij}$ denote the $D \times D$ symmetric matrix with $a'_{i+j-2}(r) = \mu_{i+j-2}(r)$ (with $a'_0(r) = \mu_0(r) = 1$), and $b' = [b'_i]_i$ the D -dimensional vector with $b'_i(r) = (i+1)\mu_i(r)$. We solve the system $A'\beta = b'$ to get $\beta = A'^{-1}b'$. We then get the natural parameter $\bar{\theta}_{\text{SME}}$ from the vector β as

$$\bar{\theta}_{\text{SME}} = \begin{bmatrix} -\frac{\beta_1}{2} \\ \vdots \\ -\frac{\beta_i}{i+1} \\ \vdots \\ -\frac{\beta_D}{D+1} \end{bmatrix}. \quad (38)$$

Now, if we inspect matrix $A'_D = [\mu_{i+j-2}(r)]$, we find that matrix A'_D is a Hankel matrix: A Hankel matrix has constant anti-diagonals and can be inverted in quadratic-time [100, 42] instead of cubic time for a general $D \times D$ matrix. (The inverse of a Hankel matrix is a Bezoutian matrix [36].) Moreover, a Hankel matrix can be stored using linear memory (store $2D - 1$ coefficients) instead of quadratic memory of regular matrices.

For example, matrix A'_4 is:

$$A'_4 = \begin{bmatrix} \mu_0 & \mu_1 & \mu_2 & \mu_3 \\ \mu_1 & \mu_2 & \mu_3 & \mu_4 \\ \mu_2 & \mu_3 & \mu_4 & \mu_5 \\ \mu_3 & \mu_4 & \mu_5 & \mu_6 \end{bmatrix},$$

and requires only $6 = 2 \times 4 - 2$ coefficients to be stored instead of $4 \times 4 = 16$. The order- d moment matrix is

$$A'_d := [\mu_{i+j-2}]_{ij} = \begin{bmatrix} \mu_0 & \mu_1 & \dots & \mu_d \\ \mu_1 & \mu_2 & \dots & \vdots \\ \vdots & & \ddots & \vdots \\ \mu_d & \dots & \dots & \mu_{2d} \end{bmatrix},$$

is a Hankel matrix stored using $2d + 1$ coefficients:

$$A'_d =: \text{Hankel}(\mu_0, \mu_1, \dots, \mu_{2d}).$$

In statistics, those matrices A'_d are called moment matrices and well-studied [55, 54, 89]. The variance $\text{Var}[X]$ of a random variable X can be expressed as the determinant of the order-2 moment matrix:

$$\text{Var}[X] = E[(X - \mu)^2] = E[X^2] - E[X]^2 = \mu_2 - \mu_1^2 = \det \left(\begin{bmatrix} 1 & \mu_1 \\ \mu_1 & \mu_2 \end{bmatrix} \right) \geq 0.$$

This observation yields a generalization of the notion of variance to $d + 1$ random variables: $X_1, \dots, X_{d+1} \sim_{iid} F_X \Rightarrow E \left[\prod_{j>i} (X_i - X_j)^2 \right] = (d + 1)! \det(M_d) \geq 0$. The variance can be expressed as $E[\frac{1}{2}(X_1 - X_2)^2]$ for $X_1, X_2 \sim_{iid} F_X$. See [95] (Chapter 5) for a detailed description related to U -statistics.

For GMMs r , the raw moments $\mu_l(r)$ to build matrix A_D can be calculated in closed-form as explained in section §2.4.

Theorem 3 (Score matching GMM conversion). *The score matching conversion of a GMM $m(x)$ into a polynomial exponential density $p_{\theta_{\text{SME}}(m)}(x)$ of order D is obtained as*

$$\theta_{\text{SME}}(m) = - \left([ij \ m_{i+j-2}]_{ij} \right)^{-1} \times [j(j-1) \ m_{j-2}]_j,$$

where $m_i = E_m[x^i]$ denote the i th non-central moment of the GMM $m(x)$.

2.3 Converting numerically moment parameters from/to natural parameters

Recall that our fast heuristic approximates the Jeffreys divergence by

$$\tilde{D}_J[m, m'] := (\bar{\theta}_{\text{SME}}(m') - \bar{\theta}_{\text{SME}}(m))^\top (\bar{\eta}_{\text{MLE}}(m') - \bar{\eta}_{\text{MLE}}(m)).$$

Because F and ∇F^* are not available in closed form (except for the case $D = 2$ of the normal family), we cannot get θ from a given η (using $\theta = \nabla F^*(\eta)$) nor η from a given θ (using $\eta = \nabla F(\theta)$).

However, provided that we can approximate numerically $\tilde{\eta} \simeq \nabla F(\theta)$ and $\tilde{\theta} \simeq \nabla F^*(\eta)$, we also consider these two approximations for the Jeffreys divergence:

$$\tilde{\Delta}_J^{\text{MLE}}[m_1, m_2] := (\tilde{\theta}_2^{\text{MLE}} - \tilde{\theta}_1^{\text{MLE}})^\top (\tilde{\eta}_2^{\text{MLE}} - \tilde{\eta}_1^{\text{MLE}}),$$

and

$$\tilde{\Delta}_J^{\text{SME}}[m_1, m_2] = (\tilde{\theta}_2^{\text{SME}} - \tilde{\theta}_1^{\text{SME}})^\top (\tilde{\eta}_2^{\text{SME}} - \tilde{\eta}_1^{\text{SME}}).$$

In this section, we show how to numerically estimate $\tilde{\theta}^{\text{MLE}} \simeq \nabla F(\tilde{\eta}^{\text{MLE}})$ from $\tilde{\eta}^{\text{MLE}}$ in §2.3.1. Next, in §2.3.2, we show how to stochastically estimate $\tilde{\eta}^{\text{SME}} \simeq \nabla F^*(\tilde{\theta}^{\text{SME}})$.

2.3.1 Converting moment parameters to natural parameters using maximum entropy

Let us report the iterative approximation technique of [61] (which extended the method described in [108]) based on solving a maximum entropy problem (MaxEnt problem). This method will be useful when comparing our fast heuristic $\tilde{D}_J[m, m']$ with the approximations $\tilde{\Delta}_J^{\text{MLE}}[m, m']$ and $\tilde{\Delta}_J^{\text{SME}}[m, m']$.

The density p_θ of any exponential family can be characterized as a maximum entropy distribution given the D moment constraints $E_{p_\theta}[t_i(x)] = \eta_i$: Namely, $\max_p h(p)$ subject to the $D + 1$ moment constraints $\int t_i(x)p(x)dx = \eta_i$ for $i \in \{0, \dots, D\}$, where we added by convention $\eta_0 = 1$ and $t_0(x) = 1$ (so that $\int p(x)dx = 1$). The solution of this MaxEnt problem [61] is $p(x) = p_\lambda$ where λ are the $D+1$ Lagrangian parameters. Here, we adopt the the following canonical parameterization of the densities of an exponential family:

$$p_\lambda(x) := \exp\left(-\sum_{i=0}^D \lambda_i t_i(x)\right).$$

That is, $F(\lambda) = \lambda_0$ and $\lambda_i = -\theta_i$ for $i \in \{1, \dots, D\}$. Parameter λ is a kind of augmented natural parameter which includes the log-normalizer in its first coefficient.

Let $K_i(\lambda) := E_{p_\theta}[t_i(x)] = \eta_i$ denote the set of $D + 1$ non-linear equations for $i \in \{0, \dots, D\}$. The Iterative Linear System Method [61] (ILSM) converts iteratively p^η to p_θ . We initialize $\lambda^{(0)}$ to $\tilde{\theta}_{\text{SME}}$ (and calculate numerically $\lambda_0^{(0)} = F(\tilde{\theta}_{\text{SME}})$).

At iteration t with current estimate λ^t , we use the following first-order Taylor approximation:

$$K_i(\lambda) \approx K_i(\lambda^{(t)}) + (\lambda - \lambda^{(t)})^\top \nabla K_i(\lambda^{(t)}).$$

Let $H(\theta)$ denote the $(D + 1) \times (D + 1)$ matrix:

$$H(\lambda) := \left[\frac{\partial K_i(\lambda)}{\partial \theta_j} \right]_{ij}.$$

We have

$$H_{ij}(\lambda) = H_{ji}(\lambda) = -E_{p_\theta}[t_i(x)t_j(x)].$$

We update as follows:

$$\lambda^{(t+1)} = \lambda^{(t)} + H^{-1}(\lambda^{(t)}) \begin{bmatrix} \eta_0 - K_0(\lambda^{(t)}) \\ \vdots \\ \eta_D - K_D(\lambda^{(t)}) \end{bmatrix}. \quad (39)$$

For a PEF of order D , we have

$$H_{ij}(\lambda) = -E_{p_\theta}[x^{i+j-2}] = -\mu_{i+j-2}(p_\theta).$$

This yields a moment matrix H_λ (Hankel matrix) which can be inverted in quadratic time [42]. In our setting, the moment matrix is invertible because $|H| > 0$, see [49].

Let $\tilde{\lambda}_T(\eta)$ denote $\theta^{(T)}$ after T iterations (retrieved from $\lambda^{(T)}$), and let be the corresponding natural parameter of the PED. We have the following approximation of the JD:

$$D_J[m, m'] \approx (\tilde{\theta}_T(\eta') - \tilde{\theta}_T(\eta))^\top (\eta' - \eta).$$

The method is costly because we need to numerically calculate $\mu_{i+j-2}(p_\theta)$ and the K_i 's (e.g., univariate Simpson integrator). Another potential method consists in estimating these expectations using acceptance-rejection sampling [103, 35] (see Appendix C). We may also consider the holonomic gradient descent [41]. Thus the conversion $\eta \rightarrow \theta$ method is costly. Our heuristic $\tilde{\Delta}_J$ bypasses this costly moment-to-natural parameter conversion by converting each mixture m to a pair $(p_{\theta_{\text{SME}}}, p_{\eta_{\text{MLE}}})$ of PEDs parameterized in the natural and moment parameters (i.e., loosely speaking, we untangle these dual parameterizations).

2.3.2 Converting natural parameters to moment parameters

Given a PED $p_\theta(x)$, we ask to find its corresponding moment parameter η (i.e., $p_\theta = p^\eta$). Since $\eta = E_{p_\theta}[t(x)]$, we sample s iid. variates x_1, \dots, x_s from p_θ using acceptance-rejection sampling [103, 35] or any other Markov chain Monte Carlo technique [91], and estimate $\hat{\eta}$ as:

$$\hat{\eta} = \frac{1}{s} \sum_{i=1}^s t(x_i).$$

2.4 Raw non-central moments of normal distributions and GMMs

In order to implement the MLE or SME Gaussian mixture conversion procedures, we need to calculate the raw moments of a Gaussian mixture model. The l -th moment raw moment $E[Z^l]$ of a standard normal distribution $Z \sim N(0, 1)$ is 0 when l is odd (since the normal standard density is an even function) and $(l-1)!! = 2^{-\frac{l}{2}} \frac{l!}{(l/2)!}$ when l is even, where $n!! = \sqrt{\frac{2^{n+1}}{\pi}} \Gamma(\frac{n}{2} + 1) = \prod_{k=0}^{\lceil \frac{n}{2} \rceil - 1} (n - 2k)$ is the *double factorial* (with $(-1)!! = 1$ by convention). Using the binomial theorem, we deduce that a normal distribution $X = \mu + \sigma Z$ has finite moments:

$$\mu_l(p_{\mu, \sigma}) = E_{p_{\mu, \sigma}}[X^l] = E[(\mu + \sigma Z)^l] = E[(\mu + \sigma Z)^l] = \sum_{i=0}^l \binom{l}{i} \mu^{l-i} \sigma^i E[Z^i].$$

That is, we have

$$\mu_l(p_{\mu, \sigma}) = \sum_{i=0}^{\lfloor \frac{l}{2} \rfloor} \binom{l}{i} (2i-1)!! \mu^{l-2i} \sigma^{2i}, \quad (40)$$

where $n!!$ denotes the double factorial:

$$n!! = \prod_{k=0}^{\lceil \frac{n}{2} \rceil - 1} (n - 2k) = \begin{cases} \prod_{k=1}^{\frac{n}{2}} (2k) & n \text{ is even,} \\ \prod_{k=1}^{\frac{n+1}{2}} (2k-1) & n \text{ is odd.} \end{cases}$$

By the linearity of the expectation $E[\cdot]$, we deduce the l -th raw moment of a GMM $m(x) = \sum_{i=1}^k w_i p_{\mu_i, \sigma_i}(x)$:

$$\mu_l(m) = \sum_{i=1}^k w_i \mu_l(p_{\mu_i, \sigma_i}).$$

Notice that by using [13], we can extend this formula to truncated normals and GMMs. Thus computing the first $O(D)$ raw moments of a GMM with k components can be done in $O(kD^2)$ using the Pascal triangle method for computing the binomial coefficients. See also [5].

In general, the raw moments $\mu_l(\theta) := E_{p_\theta}[t(x)^l]$ of a probability density function p_θ belonging to an EF can be calculated from the l -fold (partial) derivatives of the moment generating function [88] (MGF). The MGF of a random variable X is defined by $m_X(u) := E[e^{u^\top X}]$. When $X \sim p_\theta(x)$, we get the MGF $m_\theta(u) := E[e^{u^\top t(X)}]$ which admits the following simple expression:

$$m_\theta(u) = \exp(F(\theta + u) - F(\theta)).$$

For example, we check that we have

$$\begin{aligned} \mu_1(\theta) &:= E_{p_\theta}[t(x)], \\ &= (\nabla_u m_\theta(u))|_{u=0}, \\ &= (\nabla_u F(\theta + u)) \exp(F(\theta + u) - F(\theta))|_{u=0} \\ &= \nabla_\theta F(\theta) =: \eta, \end{aligned}$$

the moment parameter, since $\nabla_u F(\theta + u)|_{u=0} = \nabla_\theta F(\theta)$ and $\exp(F(\theta + u) - F(\theta))|_{u=0} = e^0 = 1$.

For uniorder exponential families, we have $E_{p_\theta}[t(x)^l] = m_\theta^{(l)}(0)$. For multiparameter exponential families, we have [88]:

$$E_{p_\theta}[t_1(x)^{n_1} \dots t_D(x)^{n_D}] = \frac{\partial^{\sum_{i=1}^D n_i} m_\theta(u)}{\partial u_1^{n_1} \dots \partial u_D^{n_D}} \Big|_{u=0}.$$

Thus we get the following proposition:

Proposition 2. *For a polynomial exponential family $p_\theta(x) = \exp(\sum_{i=1}^D \theta_i x^i - F(\theta))$ of order D with $t_1(x) = x$, we get the l th moment $E_{p_\theta}[x^l]$ expressed in the natural coordinates θ as*

$$\mu_l(\theta) = \frac{\partial^l m_\theta(u)}{\partial u_1^l} \Big|_{u=0}.$$

Example 1. *For example, consider the univariate biorder polynomial exponential family commonly called the family of normal distributions. The log-normalizer $F_N(\theta)$ [72] is*

$$F_N(\theta) = -\frac{\theta_1^2}{4\theta_2} + \frac{1}{2} \log \left(-\frac{\pi}{\theta_2} \right),$$

for the natural parameterization

$$\theta = (\theta_1, \theta_2) = \left(\frac{\mu}{\sigma^2}, -\frac{1}{2\sigma^2} \right),$$

with the sufficient statistics is $t(x) = [t_1(x) \ t_2(x)]^\top = [x \ x^2]^\top$. The MGF is $m_\theta(u) = \exp(F_N(\theta + u) - F_N(\theta))$. We have

$$E[t_1(x)^2] = E[x^2] = \left(\frac{\partial^2}{\partial u_1^2} m_\theta(u) \right) \Big|_{u=0} = \frac{\theta_1^2}{4\theta_2^2} - \frac{1}{2\theta_2}.$$

Plugging $\theta_1 = \frac{\mu}{\sigma^2}$ and $\theta_2 = -\frac{1}{2\sigma^2}$ in the above right-hand-side equation, we get

$$E_{p_{\mu,\sigma}}[x^2] = \mu^2 + \sigma^2.$$

In general, we get for normal distributions:

$$E_{p_{\mu,\sigma}}[X^l] = \left(\frac{\partial^l}{\partial u_1^l} m_\theta(u) \right) \Big|_{u=0}.$$

Thus using symbolic computing, we can automatically calculate any order moment in closed-form. For example, following code in MAXIMA (a free computer algebra system available online at <https://maxima.sourceforge.io/>) calculates the 5th raw normal moment $E_{p_{\mu,\sigma}}[X^5]$:

```
F(theta1,theta2):=-(theta1*theta1/(4*theta2))+(1/2)*log(-%pi/theta2);
MGF(theta1,theta2,u1,u2):=exp(F(theta1+u1,theta2+u2)-F(theta1,theta2));
derivative(MGF(theta1,theta2,u1,u2),u1,5);
ev(% , u1=0,u2=0);
ev(% ,theta1=(mu/(sigma**2)),theta2=-1/(2*(sigma**2)));
ratsimp(%);
```

Executing the above MAXIMA code yields

$$E_{p_{\mu,\sigma}}[x^5] = \mu^5 + 10\mu^3\sigma^2 + 15\mu\sigma^4.$$

We can also check that since $t_1(x) = x$ and $t_2(x) = x^2 = t_1(x)^2$, we have:

$$E_{p_{\mu,\sigma}}[x^{2k}] = E[t_1^{2k}(x)] = \left(\frac{\partial^{2k}}{\partial u_1^{2k}} m_\theta(u) \right) \Big|_{u=0}, \quad (41)$$

$$= E[t_2^k(x)] = \left(\frac{\partial^k}{\partial u_2^k} m_\theta(u) \right) \Big|_{u=0}. \quad (42)$$

We may also directly calculate symbolically the Gaussian moments in MAXIMA as follows:

```
normal(x,mu,sigma) := (1.0/(sqrt(2*%pi)*sigma))*exp(-((x-mu)**2)/(2*sigma**2));
assume(s>0);
maxOrder:18;
for i:1 while (i<=maxOrder)
do( m[i]: ratsimp(integrate(normal(x,m,s)*(x**i),x,minf,inf)), print(m[i]));
```

Notice that we can rewrite the MGF as

$$m_\theta(u) = \exp(F(\theta + u) - F(\theta)) = \exp\left(\int_\theta^{\theta+u} \nabla F(u) du\right).$$

This highlights that the moment parametrization $\eta = \nabla F(\theta) = E_{p_\theta}[t(X)]$ specifies the MGF [92] (i.e., dual parameterizations $m_\theta(u) = m^\eta(u)$).

3 Goodness-of-fit between GMMs and PEDs: Higher order Hyvärinen divergences

Once we have converted a GMM $m(x)$ into an unnormalized PED $q_{\theta_m}(x) = \tilde{p}_{\theta_m}(x)$, we would like to evaluate the quality of the conversion, i.e., $D[m(x) : q_{\theta_m}(x)]$, using a statistical divergence $D[\cdot : \cdot]$. This divergence shall allow us to perform *model selection* by choosing the order D of the PEF so that $D[m(x) : p_{\theta}(x)] \leq \epsilon$ for $\theta \in \mathbb{R}^D$, where $\epsilon > 0$ is a prescribed threshold. Since PEDs have computationally intractable normalization constants, we consider a *right-sided projective divergence* [2] $D[p : q]$ that satisfies $D[p : \lambda q] = D[p : q] = D[p : \tilde{q}]$ for any $\lambda > 0$. For example, we may consider the γ -divergence [37] that is a *two-sided projective divergence*: $D_{\gamma}[\lambda p : \lambda' q] = D[p : q] = D[\tilde{p} : \tilde{q}]$ for any $\lambda, \lambda' > 0$ and converge to the KLD when $\gamma \rightarrow 0$. However, the γ -divergence between a mixture model and an unnormalized PEF does not yield a closed-form formula. Moreover, the γ -divergence between two unnormalized PEDs is expressed using the log-normalizer function $F(\cdot)$ that is computationally intractable [76].

In order to get a closed-form formula for a divergence between a mixture model and an unnormalized PED, we consider the order- α (for $\alpha > 0$) Hyvärinen divergence [2] as follows:

$$D_{H,\alpha}[p : q] := \int p(x)^{\alpha} (\nabla_x \log p(x) - \nabla_x \log q(x))^2 dx, \quad \alpha > 0. \quad (43)$$

The Hyvärinen divergence [2] has also been called the Fisher divergence [44, 107, 50, 33]. Notice that when $\alpha = 1$, $D_{H,1}[p : q] = D_H[p : q]$, the ordinary Hyvärinen divergence [44].

The Hyvärinen divergences $D_{H,\alpha}$ is a right-sided projective divergence [81] which satisfies $D_{H,\alpha}[p : q] = D_{H,\alpha}[p : \lambda q]$ for any $\lambda > 0$. That is, we have $D_{H,\alpha}[p : q] = D_{H,\alpha}[p : \tilde{q}]$. Thus we have $D_{H,\alpha}[m : p_{\theta}] = D_{H,\alpha}[m : q_{\theta}]$ for a unnormalized PED $q_{\theta} = \tilde{p}_{\theta}$. For statistical estimation, it is enough to have a sided projective divergence since we need to evaluate the goodness of fit between the (normalized) empirical distribution p_e and the (unnormalized) parametric density.

For univariate distributions, $\nabla_x \log p(x) = \frac{p'(x)}{p(x)}$, and $\frac{p'(x)}{p(x)} = \frac{\tilde{p}'(x)}{\tilde{p}(x)}$ where $\tilde{p}(x)$ is the unnormalized model. For PEDs with homogeneous polynomial $P_{\theta}(x)$, we have $\frac{p'(x)}{p(x)} = (\log P_{\theta}(x))' = \sum_{i=1}^D i\theta_i x^{i-1}$.

Theorem 4. *The Hyvärinen divergence $D_{H,2}[m : q_{\theta}]$ of order 2 between a Gaussian mixture $m(x)$ and a polynomial exponential family density $q_{\theta}(x)$ is available in closed form.*

Proof. We have $D_{H,2}[m : q] = \int m(x)^2 \left(\frac{m'(x)}{m(x)} - \sum_{i=1}^D i\theta_i x^{i-1} \right)^2 dx$ with

$$m'(x) = - \sum_{i=1}^k w_i \frac{x - \mu_i}{\sigma_i^2} p(x; \mu_i, \sigma_i),$$

denoting the derivative of the Gaussian mixture density $m(x)$. It follows that:

$$D_{H,2}[m : q] = \int m'(x) dx - 2 \sum_{i=1}^D i\theta_i \int x^{i-1} m'(x) m(x) dx + \sum_{i,j=1}^D ij\theta_i\theta_j \int x^{i+j-2} m(x)^2 dx,$$

where

$$\int x^i m'(x) m(x) dx = - \sum w_a w_b \int \frac{x - \mu_a}{\sigma_a^2} x^i p(x; \mu_a, \sigma_a) p(x; \mu_b, \sigma_b) dx.$$

Therefore we have

$$D_{H,2}[m : q] = \int m'(x)dx - 2 \sum_{i=1}^D i\theta_i \int x^{i-1} m'(x)m(x)dx + \sum_{i,j=1}^D ij\theta_i\theta_j \int x^{i+j-2} m(x)^2 dx$$

with $m'(x) = -\sum w_a \frac{x-\mu_a}{\sigma_a^2} p(x; \mu_a, \sigma_a)$.

Since $p_a(x)p_b(x) = \kappa_{a,b} p(x; \mu_{ab}, \sigma_{ab})$, with

$$\begin{aligned} \mu_{ab} &= \frac{\sigma_a^2 \sigma_b^2 (\sigma_b^2 \mu_a + \sigma_a^2 \mu_b)}{\sigma_a \sigma_b}, \\ \sigma_{ab} &= \frac{\sigma_a \sigma_b}{\sqrt{\sigma_a^2 + \sigma_b^2}}, \\ \kappa_{a,b} &= \exp(F(\mu_{ab}, \sigma_{ab}) - F(\mu_a, \sigma_a) - F(\mu_b, \sigma_b)), \end{aligned}$$

and

$$F(\mu, \sigma) = \frac{\mu^2}{2\sigma^2} + \frac{1}{2} \log(2\pi\sigma^2),$$

the log-normalizer of the Gaussian exponential family [2].

Therefore we get

$$\int p_a(x)p_b(x)x^l dx = \kappa_{a,b} m_l(\mu_{ab}, \sigma_{ab}).$$

Thus the Hyvärinen divergence $D_{H,2}$ of order 2 between a GMM and a PED is available in closed-form. \square

For example, when $k = 1$ (i.e., mixture m is a single Gaussian p_{μ_1, σ_1}) and p_θ is a normal distribution (i.e., PED with $D = 2$, $q_\theta = p_{\mu_2, \sigma_2}$), we obtain the following formula for the order-2 Hyvärinen divergence:

$$D_{H,2}[p_{\mu_1, \sigma_1} : p_{\mu_2, \sigma_2}] = \frac{(\sigma_1^2 - \sigma_2^2)^2 + 2(\mu_2 - \mu_1)^2 \sigma_1^2}{8\sqrt{\pi} \sigma_1^3 \sigma_2^4}.$$

4 Experiments: Jeffreys divergence between mixtures

In this section, we evaluate our heuristic to approximate the Jeffreys divergence between two mixtures m and m' :

$$\tilde{D}_J[m, m'] := (\bar{\theta}_{\text{SME}}(m') - \bar{\theta}_{\text{SME}}(m))^\top (\bar{\eta}_{\text{MLE}}(m') - \bar{\eta}_{\text{MLE}}(m)).$$

Recall that stochastically estimating the JD between k -GMMs with Monte Carlo sampling using s samples (i.e., $\hat{D}_{J,s}[m : m']$) requires $\tilde{O}(ks)$ and is not deterministic. That is, different MC runs yield fluctuating values which may be fairly different. In comparison, approximating D_J by \tilde{D}_J using Δ_J by converting mixtures to D -order PEDs require to $O(kD^2)$ time to compute the raw moments and $O(D^2)$ time to invert a Hankel moment matrix. Thus by choosing $D = 2k$, we get a deterministic $O(k^3)$ algorithm which is faster than the MC sampling when $k^2 \ll s$. Since there are at most k modes for a k -GMM, we choose order $D = 2k$ for the PEDs.

To get quantitative results on the performance of our heuristic \tilde{D}_J , we build random GMMs with k components as follows: $m(x) = \sum_{i=1}^k w_i p_{\mu_i, \sigma_i}(x)$, where $w_i \sim U_i$, $\mu_i \sim -10 + 10U'_1$ and

Table 1: Comparison of $\tilde{\Delta}_J(m_1, m_2)$ with $\hat{D}_J(m_1, m_2)$ for random GMMs.

k	D	average error	maximum error	speed-up
2	4	0.1180799978221536	0.9491425404132259	2008.2323536011806
3	6	0.12533811294546526	1.9420608151988419	1010.4917042114389
4	8	0.10198448868508087	5.290871019594698	474.5135294829539
5	10	0.06336388579897352	3.8096955246161848	246.38780782640987
6	12	0.07145257192133717	1.0125283726458822	141.39097909641052
7	14	0.10538875853178625	0.8661463142793943	88.62985036546912
8	16	0.4150905507007969	0.4150905507007969	58.72277575395611

$\sigma_i \sim 1 + U'_2$, where the U_i 's and U'_1 and U'_2 are independent uniform distributions on $[0, 1)$. The mixture weights are then normalized to sum up to one. For each value of k , we make 1000 trial experiments to gather statistics, and use $s = 10^5$ for evaluating the Jeffreys divergence \hat{D}_J by Monte Carlo samplings. We denote by error $:= \frac{|\hat{D}_J - \Delta_J|}{\hat{D}_J}$ the error of an experiment. Table 1 presents the results of the experiments for $D = 2k$: The table displays the average error, the maximum error (minimum error is very close to zero, of order 10^{-5}), and the speed-up obtained by our heuristic Δ_J . Those experiments were carried on a Dell Inspiron 7472 laptop (equipped with an Intel(R) Core(TM) i5-8250U CPU at 1.60 GHz).

Notice that the quality of the approximations of \tilde{D}_J depend on the number of modes of the GMMs. However, calculating the number of modes is difficult [22, 4] even for simple cases [6, 7].

Figure 4 displays several experiments of converting mixtures to pairs of PEDs to get approximations of the Jeffreys divergence.

Figure 5 illustrates the use of the order-2 Hyvärinen divergence $D_{H,2}$ to perform model selection for choosing the order of a PED.

Finally, Figure 6 displays some limitations of the GMM to PED conversion when the GMMs have many modes. In that case, running the conversion $\tilde{\eta}_{\text{MLE}}$ to get $\tilde{\theta}_T(\tilde{\eta}_{\text{MLE}})$ and estimate the Jeffreys divergence by

$$\tilde{\Delta}_J^{\text{MLE}}[m_1, m_2] = (\tilde{\theta}_2^{\text{MLE}} - \tilde{\theta}_1^{\text{MLE}})^\top (\tilde{\eta}_2^{\text{MLE}} - \tilde{\eta}_1^{\text{MLE}}),$$

improves a lot the results but requires more computation.

Next, we consider learning a PED by converting a GMM derived itself from a Kernel Density Estimator (KDE) [93]. We use the duration of the eruption for the Old Faithful geyser in Yellowstone National Park (Wyoming, USA): The dataset consists of 272 observations (<https://www.stat.cmu.edu/~larry/all-of-statistics/=data/faithful.dat>) and is included in the R language package 'stats'. The following R snippet (<https://www.r-project.org/>) converts the data into an histogram:

```
require(stats);
eruption <- faithful$eruptions
pdf("FaithfulHistogram.pdf")
hist(eruption,main="Eruptions of Old Faithful",breaks=25)
dev.off()
```

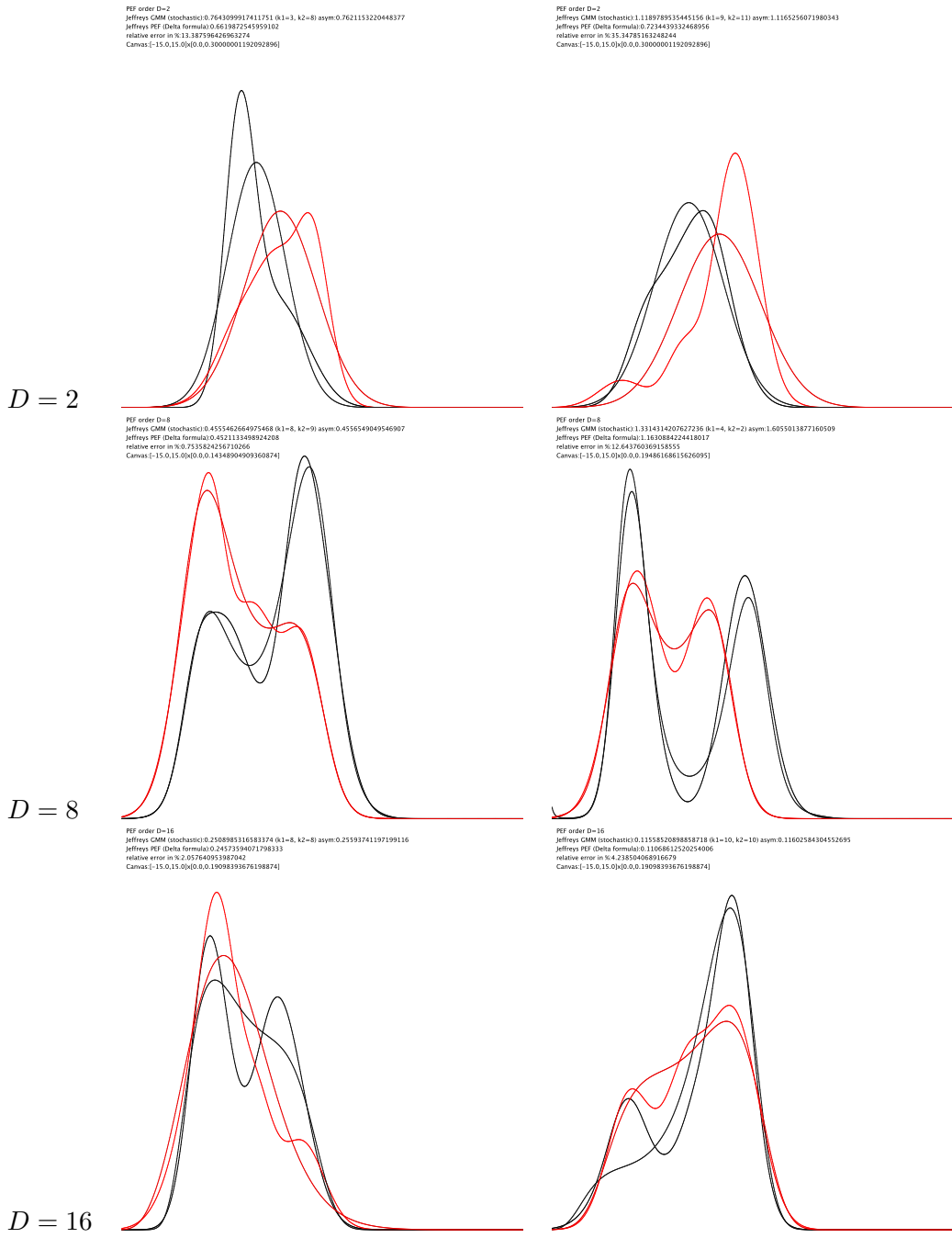



Figure 4: Experiments of approximating the Jeffreys divergence between two mixtures by considering pairs of PEDs. Notice that only the PEDs estimated using the score matching in the natural parameter space are displayed.

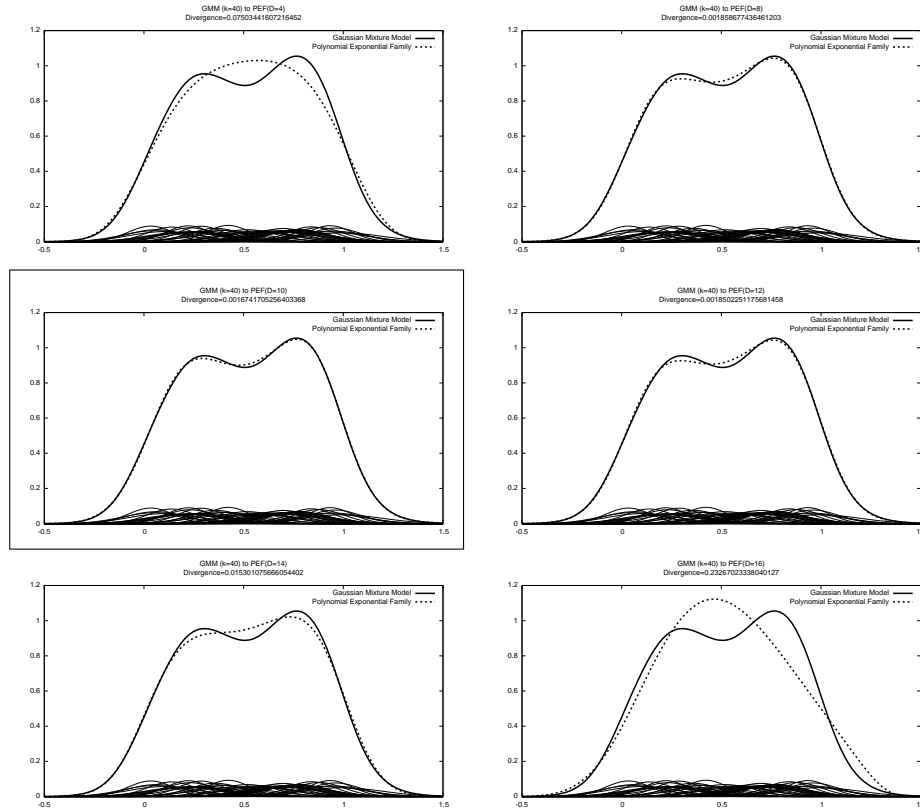


Figure 5: Selecting the PED order D by evaluating the best divergence order-2 Hyvärinen divergence (for $D \in \{4, 8, 10, 12, 14, 16\}$) values. Here, the order $D = 10$ (boxed) yields the lowest order-2 Hyvärinen divergence: The GMM is close to the PED.

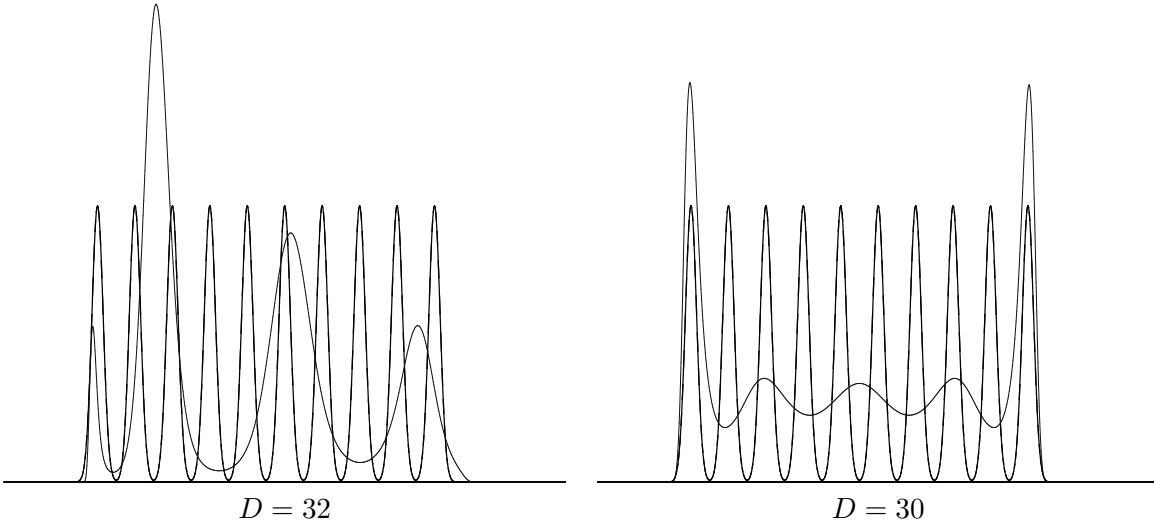


Figure 6: Some limitation examples of the conversion of GMMs (black) to PEDs (grey) using the integral-based Score Matching estimator: Case of GMMs with many modes.

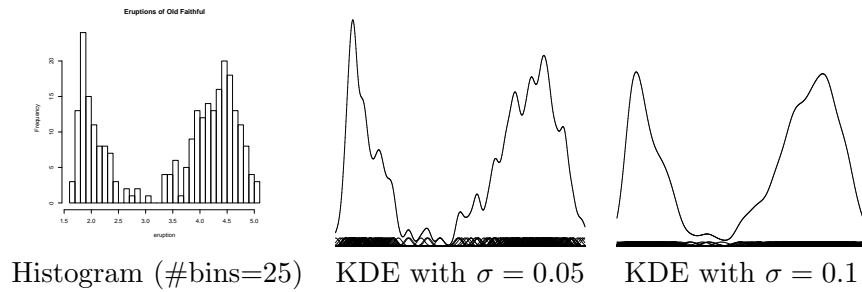


Figure 7: Modeling the Old Faithful geyser by a KDE (GMM with $k = 272$ components, uniform weights $w_i = \frac{1}{272}$): Histogram (#bins=25), and KDE with $\sigma = 0.05$ (middle) and KDE with $\sigma = 0.1$ with less spurious bumps (right)

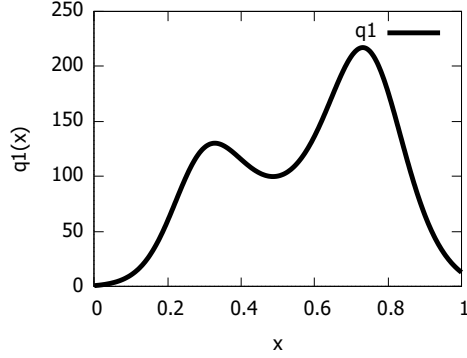


Figure 8: Modeling the Old Faithful geyser by an exponential-polynomial distribution of order $D = 10$.

Figure 7 displays the GMMs obtained from the KDEs of the Old Faithful geyser dataset when choosing for each component $\sigma = 0.05$ (left) and $\sigma = 0.1$. Observe that the data is bimodal once the spurious modes (i.e., small bumps) are removed, as studied in [14]. Barron and Sheu [14, 15] modeled that dataset using a bimodal PED of order $D = 4$, i.e., a quartic distribution. We model it with a PED of order $D = 10$ using the integral-based score matching method. Figure 8 displays the unnormalized bimodal density q_1 (i.e., \tilde{p}_1) that we obtained using the integral-based score matching method (with $\mathcal{X} = (0, 1)$).

The code in MAXIMA to plot Figure 8 is:

```
q1(x):=exp((28.134510211471934*x**1)+(-71.464164508041*x**2)+(423.6511203845342*x**3)
+(-1630.7270876169205*x**4)+(487.7447113037109*x**5)+(10340.70169099172*x**6)
+(-25987.173209599085*x**7)+(27833.70635700226*x**8)+(-14324.646585464478*x**9)
+(2902.643246746063*x**10));
plot2d([q1(x)],[x,-0,1],[xlabel,"x"],[ylabel,"q1(x)"],[legend,"q1"],[style,[lines,5,5]]);
```

5 Conclusion and perspectives

Many applications require to compute the Jeffreys divergence (a symmetrized Kullback-Leibler divergence) between Gaussian mixture models. See [106, 16, 1, 102] for a few use cases. Since the Jeffreys divergence between GMMs is provably not available in closed-form [105], one often ends up implementing a costly Monte Carlo stochastic approximation of the JD. In this paper, we first noticed the simple expression of the JD between densities p_θ and $p_{\theta'}$ of an exponential family using their dual natural/moment parameterizations [12] $p_\theta = p^\eta$ and $p_{\theta'} = p^{\eta'}$:

$$D_J[p_\theta, p_{\theta'}] = (\theta' - \theta)^\top (\eta' - \eta),$$

where $\eta = \nabla F(\theta)$ and $\eta' = \nabla F(\theta')$ for the cumulant function $F(\theta)$ of the EF. We then proposed a simple fast heuristic to approximate the JD between GMMs: First, convert a mixture m to a pair $(p_{\hat{\theta}_{\text{SME}}}, p^{\hat{\eta}^{\text{MLE}}})$ of dually parameterized polynomial exponential densities using extensions of the Maximum Likelihood and Score Matching Estimators (Theorem 1 and Theorem 3), and then approximate the JD deterministically by

$$D_J[m_1, m_2] \simeq \tilde{D}_J[m_1, m_2] = (\hat{\theta}_2^{\text{MLE}} - \hat{\theta}_1^{\text{MLE}})^\top (\hat{\eta}_2^{\text{MLE}} - \hat{\eta}_1^{\text{MLE}}).$$

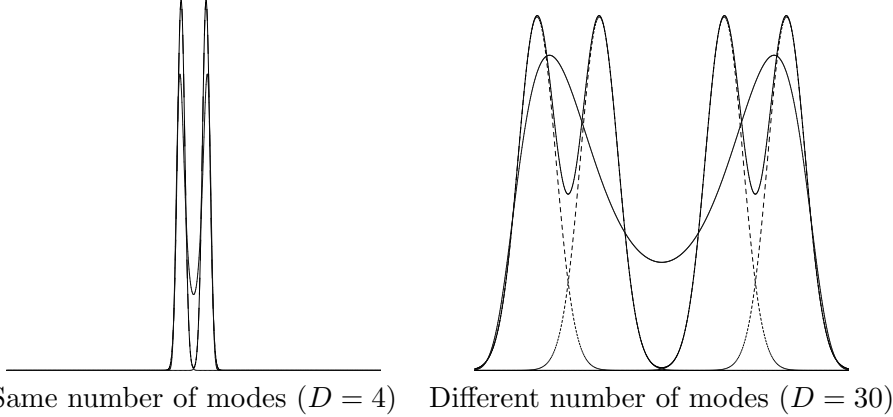


Figure 9: GMM modes versus PED modes: (left) same number and locations of modes for the GMM and the PED, and (right) 4 modes for the GMM but only 2 modes for the PED.

The order of the polynomial exponential family may be prescribed or selected using the order-2 Hyvärinen divergence which evaluates in closed form the dissimilarity between a GMM and a PED density (Theorem 4). We demonstrated experimentally that the Jeffreys divergence between GMMs can be reasonably well approximated by \tilde{D}_J for mixtures with small number of modes, with an overall speed-up of several order of magnitudes compared to the vanilla Monte Carlo sampling method. We also propose another deterministic heuristic to estimate D_J as

$$\tilde{D}_J^{\text{MLE}}[m_1 : m_2] = (\tilde{\theta}_2^{\text{MLE}} - \tilde{\theta}_1^{\text{MLE}})^\top (\tilde{\eta}_2^{\text{MLE}} - \tilde{\eta}_1^{\text{MLE}}),$$

where $\tilde{\theta}^{\text{MLE}} \approx \nabla F(\tilde{\eta}^{\text{MLE}})$ is numerically calculated using an iterative conversion procedure based on maximum entropy [61] (Section 2.3.1). Our technique extends to other univariate mixtures of exponential families [38] (e.g., mixtures of Rayleigh distributions, mixtures of Gamma distributions or mixtures of Beta distributions). One limitation of our method is that the PED modeling of a GMM may not guarantee to obtain the same number of modes as the GMM even when we increase the order D of the PEDs. This case is illustrated in Figure 9 (right).

Although PEDs are well-suited to calculate Jeffreys divergence compared to GMMs, we point out that GMMs are better suited for sampling while PEDs require Monte Carlo methods (e.g., adaptive rejection sampling or MCMC methods [91]). Also, we can estimate the Kullback-Leibler Divergence between two PEDs using rejection sampling (or other McMC methods [91]) or by using the γ -divergence [32] with γ close to zero [76] (e.g., $\gamma = 0.001$).

This work opens up several perspectives for future research: For example, we may consider considered bivariate PEDs for modeling bivariate GMMs [41], or we may consider truncating the GMMs in order to avoid tail phenomena when converting GMMs to PEDs [83, 27].

References

- [1] Cesare Alippi, Giacomo Boracchi, Diego Carrera, and Manuel Roveri. Change detection in multivariate datastreams: Likelihood and detectability loss. In Subbarao Kambhampati, editor, *Proceedings of the Twenty-Fifth International Joint Conference on Artificial Intelligence, IJCAI 2016, New York, NY, USA, 9-15 July 2016*, pages 1368–1374. IJCAI/AAAI Press, 2016.

- [2] S. Amari. *Information Geometry and Its Applications*. Applied Mathematical Sciences. Springer Japan, 2016.
- [3] Carlos Améndola, Mathias Drton, and Bernd Sturmfels. Maximum likelihood estimates for Gaussian mixtures are transcendental. In *International Conference on Mathematical Aspects of Computer and Information Sciences*, pages 579–590. Springer, 2015.
- [4] Carlos Améndola, Alexander Engström, and Christian Haase. Maximum number of modes of gaussian mixtures. *Information and Inference: A Journal of the IMA*, 9(3):587–600, 2020.
- [5] Carlos Amendola, Jean-Charles Faugere, and Bernd Sturmfels. Moment Varieties of Gaussian Mixtures. *Journal of Algebraic Statistics*, 7(1), 2016.
- [6] NN Aprausheva, N Mollaverdi, and SV Sorokin. Bounds for the number of modes of the simplest gaussian mixture. *Pattern Recognition and Image Analysis*, 16(4):677–681, 2006.
- [7] NN Aprausheva and SV Sorokin. Exact equation of the boundary of unimodal and bimodal domains of a two-component Gaussian mixture. *Pattern recognition and image analysis*, 23(3):341–347, 2013.
- [8] John Armstrong and Damiano Brigo. Stochastic filtering via l_2 projection on mixture manifolds with computer algorithms and numerical examples. *arXiv preprint arXiv:1303.6236*, 2013.
- [9] Leo A Aroian. The fourth degree exponential distribution function. *The Annals of Mathematical Statistics*, 19(4):589–592, 1948.
- [10] Katy S Azoury and Manfred K Warmuth. Relative loss bounds for on-line density estimation with the exponential family of distributions. *Machine Learning*, 43(3):211–246, 2001.
- [11] Arindam Banerjee, Srujana Merugu, Inderjit S Dhillon, and Joydeep Ghosh. Clustering with Bregman divergences. *Journal of machine learning research*, 6(Oct):1705–1749, 2005.
- [12] Ole Barndorff-Nielsen. *Information and exponential families: in statistical theory*. John Wiley & Sons, 2014.
- [13] Donald R Barr and E Todd Sherrill. Mean and variance of truncated normal distributions. *The American Statistician*, 53(4):357–361, 1999.
- [14] Andrew R Barron and Chyong-Hwa Sheu. Approximation of density functions by sequences of exponential families. *The Annals of Statistics*, 19(3):1347–1369, 1991.
- [15] Andrew R. Barron and Chyong-Hwa Sheu. Correction: Approximation of Density Functions by Sequences of Exponential Families. *The Annals of Statistics*, 19(4):2284 – 2284, 1991.
- [16] Igal Bilik and Peter Khomchuk. Minimum divergence approaches for robust classification of ground moving targets. *IEEE Transactions on Aerospace and Electronic Systems*, 48(1):581–603, 2012.
- [17] Christopher M Bishop. Pattern recognition. *Machine learning*, 128(9), 2006.

- [18] Lev M. Bregman. The relaxation method of finding the common point of convex sets and its application to the solution of problems in convex programming. *USSR computational mathematics and mathematical physics*, 7(3):200–217, 1967.
- [19] Lawrence D Brown. Fundamentals of statistical exponential families with applications in statistical decision theory. *Lecture Notes-monograph series*, 9:i–279, 1986.
- [20] Stephen T. Buckland. Fitting density functions with polynomials. *Journal of the Royal Statistical Society: Series C (Applied Statistics)*, 41(1):63–76, 1992.
- [21] Miguel A. Carreira-Perpinan. Mode-finding for mixtures of gaussian distributions. *IEEE Transactions on Pattern Analysis and Machine Intelligence*, 22(11):1318–1323, 2000.
- [22] Miguel A. Carreira-Perpinan. Mode-finding for mixtures of Gaussian distributions. *IEEE Transactions on Pattern Analysis and Machine Intelligence*, 22(11):1318–1323, 2000.
- [23] M Clutton-Brock. Density estimation using exponentials of orthogonal series. *Journal of the american statistical association*, 85(411):760–764, 1990.
- [24] Loren Cobb. The multimodal exponential families of statistical catastrophe theory. *Statistical distributions in scientific work*, pages 67–90, 1981.
- [25] Loren Cobb, Peter Koppstein, and Neng Hsin Chen. Estimation and moment recursion relations for multimodal distributions of the exponential family. *Journal of the American Statistical Association*, 78(381):124–130, 1983.
- [26] Shiyong Cui and Mihai Datcu. Comparison of Kullback-Leibler divergence approximation methods between Gaussian mixture models for satellite image retrieval. In *2015 IEEE International Geoscience and Remote Sensing Symposium (IGARSS)*, pages 3719–3722. IEEE, 2015.
- [27] Joan Del Castillo. The singly truncated normal distribution: a non-steep exponential family. *Annals of the Institute of Statistical Mathematics*, 46(1):57–66, 1994.
- [28] E. Demidenko. Holonomy of flat affinely connected manifolds. *Journal of Biometrics & Biostatistics (JBMBBS)*, 1, 201.
- [29] JVDI Dhillon. Differential entropic clustering of multivariate gaussians. *Advances in Neural Information Processing Systems*, 19:337, 2007.
- [30] J-L Durrieu, J-Ph Thiran, and Finnian Kelly. Lower and upper bounds for approximation of the Kullback-Leibler divergence between Gaussian mixture models. In *2012 IEEE International Conference on Acoustics, Speech and Signal Processing (ICASSP)*, pages 4833–4836. Ieee, 2012.
- [31] Bradley Efron and Trevor Hastie. *Computer age statistical inference*, volume 5. Cambridge University Press, 2016.
- [32] Shinto Eguchi, Osamu Komori, and Shogo Kato. Projective power entropy and maximum Tsallis entropy distributions. *Entropy*, 13(10):1746–1764, 2011.

- [33] Khalil Elkhilil, Ali Hasan, Jie Ding, Sina Farsiu, and Vahid Tarokh. Fisher auto-encoders. In *International Conference on Artificial Intelligence and Statistics*, pages 352–360. PMLR, 2021.
- [34] Alexei A Fedotov, Peter Harremoës, and Flemming Topsøe. Refinements of Pinsker’s inequality. *IEEE Transactions on Information Theory*, 49(6):1491–1498, 2003.
- [35] Bernard D Flury. Acceptance-rejection sampling made easy. *SIAM Review*, 32(3):474–476, 1990.
- [36] Paul A Fuhrmann. Remarks on the inversion of Hankel matrices. *Linear Algebra and its Applications*, 81:89–104, 1986.
- [37] Hironori Fujisawa and Shinto Eguchi. Robust parameter estimation with a small bias against heavy contamination. *Journal of Multivariate Analysis*, 99(9):2053–2081, 2008.
- [38] Vincent Garcia and Frank Nielsen. Simplification and hierarchical representations of mixtures of exponential families. *Signal Processing*, 90(12):3197–3212, 2010.
- [39] Ian Goodfellow, Yoshua Bengio, and Aaron Courville. *Deep learning*. MIT press, 2016.
- [40] Will Grathwohl, Kuan-Chieh Wang, Jörn-Henrik Jacobsen, David Duvenaud, Mohammad Norouzi, and Kevin Swersky. Your classifier is secretly an energy based model and you should treat it like one. *arXiv preprint arXiv:1912.03263*, 2019.
- [41] Jumpei Hayakawa and Akimichi Takemura. Estimation of exponential-polynomial distribution by holonomic gradient descent. *Communications in Statistics-Theory and Methods*, 45(23):6860–6882, 2016.
- [42] Georg Heinig and Karla Rost. Fast algorithms for Toeplitz and Hankel matrices. *Linear Algebra and its Applications*, 435(1):1–59, 2011.
- [43] H. Malcolm Hudson. A natural identity for exponential families with applications in multi-parameter estimation. *The Annals of Statistics*, 6(3):473–484, 1978.
- [44] Aapo Hyvärinen. Estimation of non-normalized statistical models by score matching. *Journal of Machine Learning Research*, 6(Apr):695–709, 2005.
- [45] Aapo Hyvärinen. Some extensions of score matching. *Computational statistics & data analysis*, 51(5):2499–2512, 2007.
- [46] Harold Jeffreys. An invariant form for the prior probability in estimation problems. *Proceedings of the Royal Society of London. Series A. Mathematical and Physical Sciences*, 186(1007):453–461, 1946.
- [47] Robert Jenssen, Jose C Principe, Deniz Erdogmus, and Torbjørn Eltoft. The Cauchy–Schwarz divergence and Parzen windowing: Connections to graph theory and Mercer kernels. *Journal of the Franklin Institute*, 343(6):614–629, 2006.
- [48] P1 Kannappan and PN Rathie. An axiomatic characterization of J -divergence. In *Transactions of the Tenth Prague Conference on Information Theory, Statistical Decision Functions, Random Processes*, pages 29–36. Springer, 1988.

- [49] Samuel Karlin. *Total positivity*, volume 1. Stanford University Press, 1968.
- [50] Ilya Kostrikov, Rob Fergus, Jonathan Tompson, and Ofir Nachum. Offline reinforcement learning with Fisher divergence critic regularization. In *International Conference on Machine Learning*, pages 5774–5783. PMLR, 2021.
- [51] Solomon Kullback. *Information theory and statistics*. Courier Corporation, 1997.
- [52] Yann LeCun, Sumit Chopra, Raia Hadsell, M Ranzato, and F Huang. A tutorial on energy-based learning. *Predicting structured data*, 1(0), 2006.
- [53] Jianhua Lin. Divergence measures based on the Shannon entropy. *IEEE Transactions on Information theory*, 37(1):145–151, 1991.
- [54] Bruce G Lindsay. Moment matrices: applications in mixtures. *The Annals of Statistics*, 17(2):722–740, 1989.
- [55] Bruce G Lindsay. On the determinants of moment matrices. *The Annals of Statistics*, pages 711–721, 1989.
- [56] Arthur Woolf Matz. Maximum likelihood parameter estimation for the quartic exponential distribution. *Technometrics*, 20(4):475–484, 1978.
- [57] Peter McCullagh. Exponential mixtures and quadratic exponential families. *Biometrika*, 81(4):721–729, 1994.
- [58] Geoffrey J McLachlan and Kaye E Basford. *Mixture models: Inference and applications to clustering*, volume 38. M. Dekker New York, 1988.
- [59] Lawrence R Mead and Nikos Papanicolaou. Maximum entropy in the problem of moments. *Journal of Mathematical Physics*, 25(8):2404–2417, 1984.
- [60] Mateusz Michałek, Bernd Sturmfels, Caroline Uhler, and Piotr Zwiernik. Exponential varieties. *Proceedings of the London Mathematical Society*, 112(1):27–56, 2016.
- [61] Ali Mohammad-Djafari. A Matlab program to calculate the maximum entropy distributions. In *Maximum entropy and Bayesian methods*, pages 221–233. Springer, 1992.
- [62] Jerzy Neyman. “smooth test” for goodness of fit. *Scandinavian Actuarial Journal*, 1937(3-4):149–199, 1937.
- [63] Frank Nielsen. Closed-form information-theoretic divergences for statistical mixtures. In *Proceedings of the 21st International Conference on Pattern Recognition (ICPR2012)*, pages 1723–1726. IEEE, 2012.
- [64] Frank Nielsen. k -MLE: A fast algorithm for learning statistical mixture models. In *IEEE international conference on acoustics, speech and signal processing (ICASSP)*, pages 869–872. IEEE, 2012.
- [65] Frank Nielsen. Jeffreys centroids: A closed-form expression for positive histograms and a guaranteed tight approximation for frequency histograms. *IEEE Signal Processing Letters*, 20(7):657–660, 2013.

- [66] Frank Nielsen. What is an information projection? *Notices of the AMS*, 65(3):321–324, 2018.
- [67] Frank Nielsen. On the Jensen–Shannon symmetrization of distances relying on abstract means. *Entropy*, 21(5):485, 2019.
- [68] Frank Nielsen. The statistical Minkowski distances: Closed-form formula for Gaussian mixture models. In *International Conference on Geometric Science of Information*, pages 359–367. Springer, 2019.
- [69] Frank Nielsen. An elementary introduction to information geometry. *Entropy*, 22(10):1100, 2020.
- [70] Frank Nielsen. The dually flat information geometry of the mixture family of two prescribed Cauchy components. *arXiv preprint arXiv:2104.13801*, 2021.
- [71] Frank Nielsen and Sylvain Boltz. The Burbea-Rao and Bhattacharyya centroids. *IEEE Transactions on Information Theory*, 57(8):5455–5466, 2011.
- [72] Frank Nielsen and Vincent Garcia. Statistical exponential families: A digest with flash cards. *arXiv preprint arXiv:0911.4863*, 2009.
- [73] Frank Nielsen and Gaëtan Hadjeres. Monte carlo information-geometric structures. In *Geometric Structures of Information*, pages 69–103. Springer, 2019.
- [74] Frank Nielsen and Richard Nock. Sided and symmetrized Bregman centroids. *IEEE transactions on Information Theory*, 55(6):2882–2904, 2009.
- [75] Frank Nielsen and Richard Nock. Entropies and cross-entropies of exponential families. In *2010 IEEE International Conference on Image Processing*, pages 3621–3624. IEEE, 2010.
- [76] Frank Nielsen and Richard Nock. Patch matching with polynomial exponential families and projective divergences. In *International Conference on Similarity Search and Applications*, pages 109–116. Springer, 2016.
- [77] Frank Nielsen and Richard Nock. Maxent upper bounds for the differential entropy of univariate continuous distributions. *IEEE Signal Processing Letters*, 24(4):402–406, 2017.
- [78] Frank Nielsen and Richard Nock. On the geometry of mixtures of prescribed distributions. In *IEEE International Conference on Acoustics, Speech and Signal Processing (ICASSP)*, pages 2861–2865. IEEE, 2018.
- [79] Frank Nielsen and Ke Sun. Guaranteed bounds on information-theoretic measures of univariate mixtures using piecewise log-sum-exp inequalities. *Entropy*, 18(12):442, 2016.
- [80] Frank Nielsen and Ke Sun. Guaranteed deterministic bounds on the total variation distance between univariate mixtures. In *2018 IEEE 28th International Workshop on Machine Learning for Signal Processing (MLSP)*, pages 1–6. IEEE, 2018.
- [81] Frank Nielsen, Ke Sun, and Stéphane Marchand-Maillet. On Hölder projective divergences. *Entropy*, 19(3):122, 2017.

- [82] Richard Nock, Frank Nielsen, and Shun-ichi Amari. On conformal divergences and their population minimizers. *IEEE Transactions on Information Theory*, 62(1):527–538, 2015.
- [83] Eric Orjebin. A Recursive Formula for the Moments of a Truncated Univariate Normal Distribution, 2014. unpublished note.
- [84] AL O’toole. A method of determining the constants in the bimodal fourth degree exponential function. *The Annals of Mathematical Statistics*, 4(2):79–93, 1933.
- [85] Karl Pearson. Contributions to the mathematical theory of evolution. *Philosophical Transactions of the Royal Society of London. A*, 185:71–110, 1894.
- [86] Bruno Pelletier. Informative barycentres in statistics. *Annals of the Institute of Statistical Mathematics*, 57(4):767–780, 2005.
- [87] MS Pinsker. Information and information stability of random variables and processes (in Russian). *Izv. Akad. Nauk (Moscow, U.S.S.R.)*, 12, 1960.
- [88] Giovanni Pistone and Henry P Wynn. Finitely generated cumulants. *Statistica Sinica*, pages 1029–1052, 1999.
- [89] Serge B Provost and Hyung Tae Ha. On the inversion of certain moment matrices. *Linear algebra and its applications*, 430(10):2650–2658, 2009.
- [90] Christian Robert and George Casella. *Monte Carlo statistical methods*. Springer Science & Business Media, 2013.
- [91] David Rohde and Jonathan Corcoran. MCMC methods for univariate exponential family models with intractable normalization constants. In *2014 IEEE Workshop on Statistical Signal Processing (SSP)*, pages 356–359. IEEE, 2014.
- [92] Allan R Sampson. Characterizing exponential family distributions by moment generating functions. *The Annals of Statistics*, pages 747–753, 1975.
- [93] Olivier Schwander and Frank Nielsen. Learning mixtures by simplifying kernel density estimators. In *Matrix Information Geometry*, pages 403–426. Springer, 2013.
- [94] José C Seabra, Francesco Ciompi, Oriol Pujol, Josepa Mauri, Petia Radeva, and Joao Sanches. Rayleigh mixture model for plaque characterization in intravascular ultrasound. *IEEE Transactions on Biomedical Engineering*, 58(5):1314–1324, 2011.
- [95] Robert J Serfling. *Approximation theorems of mathematical statistics*, volume 162. John Wiley & Sons, 2009.
- [96] Prakash P. Shenoy. Inference in hybrid bayesian networks using mixtures of Gaussians. In *Proceedings of the 22nd Conference in Uncertainty in Artificial Intelligence, Cambridge, MA, USA, July 13-16, 2006*. AUAI Press, 2006.
- [97] Hirohiko Shima. *The geometry of Hessian structures*. World Scientific, 2007.

- [98] Sreejith Sreekumar, Zhengxin Zhang, and Ziv Goldfeld. Non-asymptotic Performance Guarantees for Neural Estimation of f -Divergences. In *International Conference on Artificial Intelligence and Statistics*, pages 3322–3330. PMLR, 2021.
- [99] Shima Tabibian, Ahmad Akbari, and Babak Nasersharif. Speech enhancement using a wavelet thresholding method based on symmetric Kullback–Leibler divergence. *Signal Processing*, 106:184–197, 2015.
- [100] William F Trench. An algorithm for the inversion of finite Hankel matrices. *Journal of the Society for Industrial and Applied Mathematics*, 13(4):1102–1107, 1965.
- [101] Raymond Veldhuis. The centroid of the symmetrical Kullback-Leibler distance. *IEEE signal processing letters*, 9(3):96–99, 2002.
- [102] Silia Vitoratou and Ioannis Ntzoufras. Thermodynamic Bayesian model comparison. *Statistics and Computing*, 27(5):1165–1180, 2017.
- [103] John von Neumann. Various techniques used in connection with random digits. In A. S. Householder, G. E. Forsythe, and H. H. Germond, editors, *Monte Carlo Method*, volume 12 of *National Bureau of Standards Applied Mathematics Series*, chapter 13, pages 36–38. US Government Printing Office, Washington, DC, 1951.
- [104] Grace Wahba. *Spline models for observational data*. SIAM, 1990.
- [105] Sumio Watanabe, Keisuke Yamazaki, and Miki Aoyagi. Kullback information of normal mixture is not an analytic function. *IEICE technical report. Neurocomputing*, 104(225):41–46, 2004.
- [106] Yiming Xiao, Mohak Shah, Simon Francis, Douglas L Arnold, Tal Arbel, and D Louis Collins. Optimal Gaussian mixture models of tissue intensities in brain MRI of patients with multiple-sclerosis. In *International Workshop on Machine Learning in Medical Imaging*, pages 165–173. Springer, 2010.
- [107] Yue Yang, Ryan Martin, and Howard Bondell. Variational approximations using Fisher divergence. *arXiv preprint arXiv:1905.05284*, 2019.
- [108] Arnold Zellner and Richard A Highfield. Calculation of maximum entropy distributions and approximation of marginal posterior distributions. *Journal of Econometrics*, 37(2):195–209, 1988.

A Monomial exponential families

Consider the following polynomial exponential density defined on the full real line support $\mathcal{X} = \mathbb{R}$ which consists of a single monomial sufficient statistic $t(x) = x^D$:

$$p_{D,\theta}(x) := \exp(\theta x^D - F_D(\theta)),$$

for an even integer $D \geq 2$. The set of such densities form a Monomial Exponential Family [77] $\mathcal{M}_D = \{p_{D,\theta}(x) : \theta < 0\}$ (MEF) with sufficient statistic $t(x) = x^D$. \mathcal{M}_D is a univariate order-1

exponential family. MEFs are special PEFs (with $\theta_1 = \dots = \theta_{D-1} = 0$ and $\theta_D = \theta$) which yield tractable information-theoretic quantities like the KLD or the differential entropy. Indeed, the cumulant function $F_D(\theta)$ is available in closed-form expression [77]:

$$F_D(\theta) = \log \int_{\mathbb{R}} \exp(\theta x^D) dx, \quad (44)$$

$$= \log \left(\frac{2\Gamma(1/D)}{D} \right) - \frac{1}{D} \log(-\theta), \quad (45)$$

for $\theta < 0$, where $\Gamma(\cdot)$ denotes the gamma function. The natural parameter space is $\Theta = (-\infty, 0)$. The moment parameter is $\eta = \nabla F_D(\theta) = -\frac{1}{D\theta} > 0$, and the moment space is $H = (0, \infty)$. We have $\theta = \nabla F_D^*(\eta_D) = -\frac{1}{D\eta} < 0$ and the convex conjugate is:

$$F_D^*(\eta) = -\log \left(\frac{2\Gamma(1/D)}{D} \right) - \frac{1}{D} (1 + \log(D\eta)) = -h[p_{D,\theta}].$$

We check that the Fenchel-Young equality holds:

$$F_D(\theta) + F_D^*(\eta) - \theta\eta = 0.$$

The differential entropy of a MEF [75] is $h[p_{D,\theta}(x)] = -F^*(\eta)$, and the Kullback-Leibler divergence is

$$D_{\text{KL}}[p_{D,\theta_1} : p_{D,\theta_2}] = B_F(\theta_2 : \theta_1), \quad (46)$$

$$= -\frac{1}{D} \log \frac{-\theta_2}{-\theta_1} - (\theta_2 - \theta_1) \left(-\frac{1}{D\theta_1} \right), \quad (47)$$

$$= \frac{1}{D} \left(\frac{\theta_2}{\theta_1} - \log \frac{\theta_2}{\theta_1} - 1 \right). \quad (48)$$

It follows that the KLD is a scaled Itakura-Saito divergence [74] D_{IS} with

$$D_{\text{IS}}[p : q] := \frac{p}{q} - \log \left(\frac{p}{q} \right) - 1.$$

That is, we have:

$$D_{\text{KL}}[p_{D,\theta_1} : p_{D,\theta_2}] = \frac{1}{D} D_{\text{IS}}[\theta_2 : \theta_1].$$

Example 2. Let us report the MEFs for $D = 2$, the zero-mean centered normal distributions [72] $\mathcal{M}_2 = \{N(0, \sigma^2) : \sigma^2 > 0\}$. We have $\theta = -\frac{1}{\sigma^2} < 0$, $t(x) = x^2$, $F_2(\theta) = \frac{1}{2} \log \left(\frac{\pi}{-\theta} \right)$ (since $\Gamma(1/2) = \sqrt{\pi}$), $\eta = \sigma^2 > 0$ and $F_2^*(\eta) = -\frac{1}{2} - \frac{1}{2} \log(2\pi\eta)$.

The KLD between two zero-mean normal distributions p_{0,σ_1^2} and p_{0,σ_2^2} is

$$D_{\text{KL}}[p_{0,\sigma_1^2} : p_{0,\sigma_2^2}] = \frac{1}{2} \left(\frac{\theta_2}{\theta_1} - \log \left(\frac{\theta_2}{\theta_1} \right) - 1 \right), \quad (49)$$

$$= \frac{1}{2} \left(\frac{\sigma_1^2}{\sigma_2^2} - \log \frac{\sigma_1^2}{\sigma_2^2} - 1 \right), \quad (50)$$

$$= D_{\text{IS}} \left[-\frac{1}{2\sigma_2^2} : -\frac{1}{2\sigma_1^2} \right], \quad (51)$$

$$= D_{\text{IS}}[\sigma_1^2 : \sigma_2^2], \quad (52)$$

since the Itakura-Saito divergence is scale-free: $D_{\text{IS}}[p : q] = D_{\text{IS}}[1 : \frac{q}{p}] = D_{\text{IS}}[\frac{p}{q} : 1]$. Thus we have

$$D_{\text{KL}}[p_{0,\sigma_1^2} : p_{0,\sigma_2^2}] = D_{\text{IS}} \left[\frac{\sigma_1^2}{\sigma_2^2} : 1 \right] = D_{\text{IS}}[\sigma_1^2 : \sigma_2^2].$$

This matches the usual KLD between two normal distributions which can be interpreted as the sum of a squared Mahalanobis distance and half of the Itakura-Saito divergence (as noticed in [29]):

$$D_{\text{KL}}[p_{\mu_1,\sigma_1^2} : p_{\mu_2,\sigma_2^2}] = \frac{(\mu_2 - \mu_1)^2}{2\sigma_2^2} + \frac{1}{2} \left(\frac{\sigma_1^2}{\sigma_2^2} - \log \frac{\sigma_1^2}{\sigma_2^2} - 1 \right), \quad (53)$$

$$= \frac{1}{2} \left(M_{\sigma_2^2}^2(\mu_1, \mu_2) + D_{\text{IS}} \left[-\frac{1}{2\sigma_2^2} : -\frac{1}{2\sigma_1^2} \right] \right), \quad (54)$$

where

$$M_{\sigma_2^2}^2(\mu_1, \mu_2) := \frac{(\mu_2 - \mu_1)^2}{\sigma_2^2}.$$

The following code in MAXIMA implements and tests the various formula for the KLD between two densities of a MEF:

```

/* Order of the MEF (even integer) */
D: 12;
F(theta):=log(2*gamma(1/D)/D)-(1/D)*log(-theta);
gradF(theta):=-1/(D*theta);
gradFdual(eta):=-1/(D*eta);
Fdual(eta):=-log (2*gamma(1/D)/D)-(1/D)*(1+log(D*eta));
p(x,theta):=exp(theta*(x**D)-F(theta));
/* Check Fenchel-Young inequality */
F(theta)+Fdual(gradF(theta))-theta*gradF(theta);
float(radcan(%)); /* should be zero */
/* Closed-form formula for Kullback-Leibler divergence */
LF(theta1,eta2):=F(theta1)+Fdual(eta2)-theta1*eta2;
BF(theta1,theta2):=F(theta1)-F(theta2)-(theta1-theta2)*gradF(theta2);
BdualF(eta1,eta2):=Fdual(eta1)-Fdual(eta2)-(eta1-eta2)*gradFdual(eta2);
ItakuraSaito(p,q):=(p/q)-log(p/q)-1;
closedformKL(theta1,theta2):=(1/D)*(theta2/theta1-log(theta2/theta1)-1);
closedformKLIS(theta1,theta2):=(1/D)*ItakuraSaito(theta2,theta1);
/* Differential entropy */
h(theta):=-Fdual(gradF(theta));
/* Test example */
theta:-2;
theta1:-2;
theta2:-3;
eta1:gradF(theta1);
eta2:gradF(theta2);
/* Kullback-Leibler divergence */
/* numerical integration by clamping the x-range */
print("numerical KLD:",quad_qag (p(x,theta1)*log(p(x,theta1)/p(x,theta2)), x, -100,100, 6, 'epsrel=5d
-8)[1]);
/* Exact formula for the KLD */
print("Legendre-Fenchel divergence:",float(LF(theta2,eta1)));

```

```

print("Bregman divergence:",float(BF(theta2,theta1)));
print("Dual Bregman divergence:",float(BdualF(eta1,eta2)));
print("Closed-form KLD:",float(closedformKL(theta1,theta2)));
print("Closed-form via Itakura-Saito divergence:",float(closedformKLIS(theta1,theta2)));
print("Differential entropy:",float(h(theta)));

```

When D is an odd integer, the MEF is not defined but we can define Absolute Monomial Exponential Families [77] \mathcal{A}_D (AMEFs) with PDFs:

$$p_{D,\theta}(x) := \exp(\theta |x|^D - F_D(\theta)).$$

AMEFs $\mathcal{A}_D = \{p_{D,\theta}(x) : \theta < 0\}$ coincide with MEFs \mathcal{M}_D for even integers. Since MEFs and AMEFs are exponential families, they are Maximum Entropy (MaxEnt) distributions. That means that for any other distribution r , we necessarily have $h[r] \leq h[p^{D,\eta}] = -F_D^*(\eta)$ where $\eta = E_r[|x|^D]$:

$$h[r] \leq -F_D^*(E_r[|x|^D]).$$

B Stein's lemma for continuous exponential families

A function on \mathbb{R} is said absolutely continuous if for all $\epsilon > 0$ there exists $\delta > 0$ such that for all finite pairwise disjoint intervals $\{(a_i, b_i)\}_i$ with $\sum_i (b_i - a_i) < \delta$ we have $\sum_i |f(b_i) - f(a_i)| < \epsilon$. Let $\text{AC}(\mathbb{R})$ denote the set of absolutely continuous functions on \mathbb{R} .

Lemma 1. *Let X be a continuous random variable with exponential density*

$$p_\theta(x) = \exp\left(\sum_{i=1}^D \theta_i t_i(x) - F(\theta) + k(x)\right)$$

with support $\mathcal{X} = \mathbb{R}$. For any $f \in \text{AC}(\mathbb{R})$ with $E[f'(X)] < \infty$, we have the following Stein identity:

$$E_{p_\theta} \left[\left(\sum_{i=1}^D \theta_i t'_i(x) \theta_i + k'(x) \right) f(x) \right] = -E_{p_\theta}[f'(x)]. \quad (55)$$

Proof. Recall the integration by parts $(u(x)v(x))' = u'(x)v(x) + u(x)v'(x)$ so that

$$\int_a^b (u(x)v(x))' dx = [u(x)v(x)]_a^b = \int_a^b u'(x)v(x) dx + \int_a^b u(x)v'(x) dx.$$

Therefore, we have $\int_a^b u'(x)v(x) dx = [u(x)v(x)]_a^b - \int_a^b u(x)v'(x) dx$. Let us integrate by parts $E[f'(X)] = \int_{\mathbb{R}} f'(x)p_\theta(x) dx$:

$$E[f'(X)] = [f(x)p_\theta(x)]_{-\infty}^{\infty} - \int_{\mathbb{R}} f(x)p'_\theta(x) dx.$$

Since $E[f(X)] < \infty$, we necessarily have $\lim_{x \rightarrow \pm\infty} p_\theta(x)f(x) = 0$, and therefore we get $[f(x)p_\theta(x)]_{-\infty}^{\infty} = 0$. Since $p'_\theta(x) = \left(\sum_{i=1}^D \theta_i t'_i(x) \theta_i + k'(x)\right) p_\theta(x)$, it follows that

$$E[f'(X)] = - \int_{\mathbb{R}} f(x) \left(\sum_{i=1}^D \theta_i t'_i(x) \theta_i + k'(x) \right) p_\theta(x) dx = -E \left[\left(\sum_{i=1}^D \theta_i t'_i(x) \theta_i + k'(x) \right) f(x) \right].$$

□

Notice that if we define $h(x) := e^{k(x)}$ (i.e., $k(x) = \log h(x)$) then $p_\theta(x) = \exp(\sum_{i=1}^D \theta_i t_i(x) - F(\theta))h(x)$, and we have $k'(x) = \frac{h'(x)}{h(x)}$, so that the Stein identity can be rewritten equivalently as:

$$E \left[\left(\sum_{i=1}^D \theta_i t'_i(x) \theta_i + \frac{h'(x)}{h(x)} \right) f(x) \right] = -E[f'(X)]. \quad (56)$$

This proof extends the original proof of Hudson [43] (1978) who originally considered $D = 1$ and $t(x) = x$.

Thus for a PED of order D with $t_i(x) = x^i$, we have:

$$E \left[\left(\sum_{i=1}^D i \theta_i x^{i-1} \right) f(x) \right] = -E[f'(X)]. \quad (57)$$

Further letting $f(x) = x^j$, we get the following identity for PEDs:

$$E \left[\sum_{i=1}^D i \theta_i x^{i-1+j} \right] = -E[jx^{j-1}]. \quad (58)$$

After some rewriting, this equation corresponds to Theorem 1 of [25] for their type N distributions (PEDs). Note that there is a missing minus in Eq. (1.1) of [25]: Compare with Eq. 10 of [24]. Let $\mu_i = E[x^i]$ denote the raw (non-central) moments. Using the linearity of the expectation in Eq. 58, we have for any integer j :

$$\sum_{i=1}^D i \theta_i \mu_{i+j} = -j \mu_{j-1}. \quad (59)$$

Based on these identities, we recover Cobb et al. method [25] (and hence the Score Matching Method for PEFs [45]).

C Monte Carlo method: Acceptance-rejection sampling

Let $\tilde{p}(x)$ be an unnormalized density (e.g., a density of an exponential polynomial family), and $f(x)$ a proposal density (which can be easily sampled). Denote by c a constant such that $c f(x) \geq \tilde{p}(x)$ for all $x \in \mathcal{X}$. Acceptance-rejection sampling proceeds by first sampling $x_0 \sim f(x)$ and then by sampling a uniform variate $u_0 \sim U(0, cf(x_0))$. If $u_0 > \tilde{p}(x_0)$, we reject x_0 and reiterate the procedure. Otherwise, we accept x_0 .

Let $\tilde{\mathcal{P}} = \{[x, \tilde{p}(x)] : x \in \mathcal{X}\}$ and $\mathcal{F} = \{[x, f(x)] : x \in \mathcal{X}\}$ denote the area bounded by the functions $\tilde{p}(x)$ and $f(x)$, respectively. It can be shown that the probability of acceptance is $\frac{1}{c} \int \tilde{p} dx = \frac{1}{c} \text{Area}(\tilde{\mathcal{P}})$. Let $p(x) = \frac{\tilde{p}(x)}{Z_p}$ denote the normalized density. Acceptance-rejection sampling iterates on average $\frac{c}{Z_p}$ times before accepting a random variate [17]. Notice that c depends on Z_p in practice. Figure 10 depicts the process of acceptance-rejection sampling.

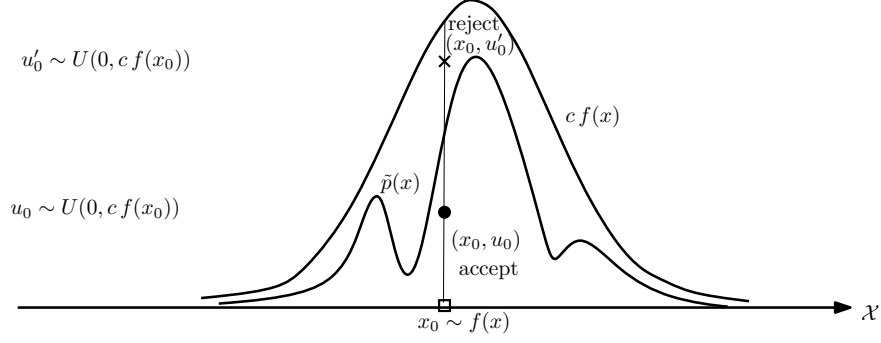


Figure 10: Acceptance-rejection sampling.

D An example of GMM conversion to PEDs of different orders

In the example below in MAXIMA, we display the conversion of two GMMs m_1 with $k_1 = 10$ components and m_2 with $k_2 = 11$ components into PEFs of order 8. The MC estimation of the JD with $s = 10^6$ samples yields 0.2633... while the PEF approximation on corresponding PEFs yields 0.2618... (relative error is 0.00585... or about 0.585...%).

```

assume(sigma>0);
normal(x,mu,sigma) := (1.0/(sqrt(2*%pi)*sigma))*exp(-((x-mu)**2)/(2*sigma**2) );
m1(x):=0.07364108534346539*normal(x,-6.870065732622028,1.986271783650286)+0.025167076634769497*
normal(x,-6.075048963602256,1.2597407019915596)+0.1658464442557156*normal(x
,-1.8146313935909912,1.8628859064709857)+0.08185153079585956*normal(x
,-5.591128666334971,1.7384764507778412)+0.17161510648315073*normal(x
,-1.1973521037847608,1.7318449234046134)+0.15953446622685713*normal(x
,-9.310935699350253,1.254801266749996)+0.022842151933409417*normal(x
,-3.0593318855130107,1.974864532982311)+0.049191546964925566*normal(x
,-4.852351219823438,1.744469053647133)+0.14754497221852986*normal(x
,-1.490305752594482,1.7981113425253326)+0.10276561914331742*normal(x
,-6.216141690955186,1.362441455807411);
p1(x):=exp((-0.427070080652058*x**1)+(-0.1550659000258019*x**2)+(-0.011387815484428169*x**3)
+(0.0013093778642312426*x**4)+(1.609814853908098E-4*x**5)+(4.97127592526588E-7*x**6)
+(-2.1037139172837482E-7*x**7)+(-2.6728162063986965E-9*x**8));
m2(x):=0.12358972060770726*normal(x,-3.6623895510043063,1.8960669673645039)
+0.02339461891279208*normal(x,-4.708573306071039,1.4988324123813517)+0.1506011549593897*
normal(x,-5.892552442132609,1.5544383179469747)+0.09285155681935832*normal(x
,-3.429016176798921,1.56860496582525)+0.10451002535239201*normal(x
,-1.7627902228669008,1.469765667169659)+0.10052770665958442*normal(x
,-7.640209485581262,1.4161278888109865)+0.01373064574217043*normal(x
,-1.4307574402150962,1.9053029200511382)+0.10580776225290722*normal(x
,-9.596750562831444,1.4463019439513571)+0.12295512911537661*normal(x
,-4.567720102904078,1.2600844956599735)+0.12967771116575466*normal(x
,-3.513053589366777,1.9316475019357529)+0.0323539684125673*normal(x
,-7.980336695494762,1.9908903800330418);
p2(x):=exp((-0.8572007015061018*x**1)+(-0.13082046150595872*x**2)+(-0.009215306434221304*x**3)
+(-0.0012216841345505935*x**4)+(6.151031668490958E-5*x**5)+(4.504153048723314E-5*x**6)
+(4.319567125193681E-6*x**7)+(1.2196120465339543E-7*x**8));

```

```

plot2d([m1(x),m2(x)],[x,-10,10], [xlabel,"x"], [ylabel,"m(x)],[legend, "m1", "m2"],[style, [lines,5,5],[lines
,5,2]]);
plot2d([p1(x)],[x,-10,5], [xlabel,"x"], [ylabel,"q1(x)"], [legend, "q1"],[style, [lines,5,5]]);
plot2d([p2(x)],[x,-10,5], [xlabel,"x"], [ylabel,"q2(x)"], [legend, "q2"],[style, [lines,5,2]]);
/* Jeffreys MC:2642.581298828125ms (nb=1000000) vs Time PEF Jeffreys:0.8270999789237976ms ratio
:3194.996211058532 */
/* MC Jeffreys divergence:0.26338216578112167 vs PEF: 0.2618412909304468 Error:0.005850338598686297
*/

```

By inspecting the coefficients θ_1 and θ_2 of the PEFs, we see that coefficients fall sharply after order 5. Converting the mixtures to order 4 yields a PEF JD approximation of 0.2433... with a relative error of 7.573...%.

```

assume(sigma>0);
normal(x,mu,sigma) := (1.0/(sqrt(2*%pi)*sigma))*exp(-((x-mu)**2)/(2*sigma**2) );

m1(x):=0.07364108534346539*normal(x,-6.870065732622028,1.986271783650286)+0.025167076634769497*
normal(x,-6.075048963602256,1.2597407019915596)+0.1658464442557156*normal(x
,-1.8146313935909912,1.8628859064709857)+0.08185153079585956*normal(x
,-5.591128666334971,1.7384764507778412)+0.17161510648315073*normal(x
,-1.1973521037847608,1.7318449234046134)+0.15953446622685713*normal(x
,-9.310935699350253,1.254801266749996)+0.022842151933409417*normal(x
,-3.0593318855130107,1.974864532982311)+0.049191546964925566*normal(x
,-4.852351219823438,1.744469053647133)+0.14754497221852986*normal(x
,-1.490305752594482,1.7981113425253326)+0.10276561914331742*normal(x
,-6.216141690955186,1.362441455807411);
p1(x):=exp((-0.42419488967268304*x**1)+(-0.15674407576089866*x**2)+(-0.012269008940931303*x
**3)+(0.0013061387109766787*x**4)+(1.9499839508388961E-4*x**5)+(5.078100942919039E-6*x
**6));
m2(x):=0.12358972060770726*normal(x,-3.6623895510043063,1.8960669673645039)
+0.02339461891279208*normal(x,-4.708573306071039,1.4988324123813517)+0.1506011549593897*
normal(x,-5.892552442132609,1.5544383179469747)+0.09285155681935832*normal(x
,-3.429016176798921,1.56860496582525)+0.10451002535239201*normal(x
,-1.7627902228669008,1.469765667169659)+0.10052770665958442*normal(x
,-7.640209485581262,1.4161278888109865)+0.01373064574217043*normal(x
,-1.4307574402150962,1.9053029200511382)+0.10580776225290722*normal(x
,-9.596750562831444,1.4463019439513571)+0.12295512911537661*normal(x
,-4.567720102904078,1.2600844956599735)+0.12967771116575466*normal(x
,-3.513053589366777,1.9316475019357529)+0.0323539684125673*normal(x
,-7.980336695494762,1.9908903800330418);
p2(x):=exp((-0.9006356445545727*x**1)+(-0.13457130798621164*x**2)+(-7.529018543852573E-4*x
**3)+(7.859916869099592E-4*x**4)+(2.6290055488964458E-5*x**5)+(-1.1836096479592277E-6*x
**6));
plot2d([m1(x),m2(x)],[x,-10,10], [xlabel,"x"], [ylabel,"m(x)],[legend, "m1", "m2"],[style, [lines,5,5],[lines
,5,2]]);
plot2d([p1(x)],[x,-10,5], [xlabel,"x"], [ylabel,"q1(x)"], [legend, "q1"],[style, [lines,5,5]]);
plot2d([p2(x)],[x,-10,5], [xlabel,"x"], [ylabel,"q2(x)"], [legend, "q2"],[style, [lines,5,2]]);
/* Time Jeffreys MC:2642.4267578125ms (nb=1000000) vs Time PEF Jeffreys:0.09099999815225601ms
ratio:29037.657268864357*/
/* MC Jeffreys divergence:0.2632422749014559 vs PEF Jeffreys: 0.2433048263139042 Error
:0.07573801964374921 */

```

E Acronyms and notations

PDF	Probability density function
EF	Exponential Family
EPF	Exponential-Polynomial Family
PEF	Polynomial Exponential Family
PED	Polynomial Exponential Density
MEF	Monomial Exponential Family
MGF	Moment Generating Function
AMEF	Absolute Monomial Exponential Family
GMM	Gaussian Mixture Model
k -GMM	GMM with k components
ILSM	Iterative Linear System Method [61]
D_{KL}	Kullback-Leibler divergence
D_{JS}	Jensen-Shannon divergence
B_F	Bregman divergence
L_F	Legendre-Fenchel divergence
D_H	Hyvärinen divergence (Fisher divergence)
$D_{H,\alpha}$	α -order Hyvärinen divergence
D_J	Jeffreys divergence
$\hat{D}_J^{S_m}$	Monte Carlo stochastic estimation of Jeffreys divergence
\tilde{D}_J	Our approximation heuristic of Jeffreys divergence with two PED pairs
Δ_J	Approximation of D_J with two PED pairs
$\tilde{\eta}^{\text{MLE}}$	Integral-based Maximum Likelihood Estimator
$\tilde{\theta}^{\text{SME}}$	Integral-based Score Matching Estimator
$\tilde{\eta}^{\text{SME}}$	Converting approximately $\tilde{\theta}^{\text{SME}}$ to moment parameter
$\tilde{\theta}^{\text{MLE}}$	Converting approximately $\tilde{\eta}^{\text{MLE}}$ to natural parameter
$\tilde{\theta}_T^{\text{MLE}}$	Approximation of $\nabla F^*(\tilde{\eta}^{\text{MLE}})$ using T iterations of [61]
Δ_J^{MLE}	Approximation of D_J using MLE only and $\tilde{\theta}^{\text{MLE}}$
Δ_J^{SME}	Approximation of D_J using SME only and $\tilde{\eta}^{\text{SME}}$
p_θ	EF density parameterized using natural parameter
p^η	EF density parameterized using moment parameter
Θ	Natural parameter space
H	Moment parameter space (read H as greek Eta)
$F(\theta)$	Cumulant function of an EF
$Z(\theta)$	Partition function of an EF ($Z(\theta) = e^{F(\theta)}$)
$\tilde{p}_\theta = q_\theta$	unnormalized EF density parameterized using natural parameter
$\mu_k(p)$	raw moment or non-central moment $E_p[X^k]$.
$m_\theta(u)$	moment generating function (MGF)
$p_{\mu,\sigma}$	PDF of a normal distribution with mean μ and standard deviation σ
\mathcal{E}_t	EF with sufficient statistics $t(x)$
\mathcal{E}_D	PEF of order D , $t(x) = (x, x^2, \dots, x^D)$
\mathcal{E}_4	Quartic EF
\mathcal{M}_D	MEF of order D
\mathcal{A}_D	AMEF of order D