

CERN-EP-2021-085
2021/12/10

CMS-BPH-18-003

Measurement of prompt open-charm production cross sections in proton-proton collisions at $\sqrt{s} = 13$ TeV

The CMS Collaboration*

Abstract

The production cross sections for prompt open-charm mesons in proton-proton collisions at a center-of-mass energy of 13 TeV are reported. The measurement is performed using a data sample collected by the CMS experiment corresponding to an integrated luminosity of 29 nb^{-1} . The differential production cross sections of the $D^{*\pm}$, D^\pm , and D^0 (\bar{D}^0) mesons are presented in ranges of transverse momentum and pseudorapidity $4 < p_T < 100 \text{ GeV}$ and $|\eta| < 2.1$, respectively. The results are compared to several theoretical calculations and to previous measurements.

Published in the Journal of High Energy Physics as doi:10.1007/JHEP11(2021)225.

arXiv:2107.01476v2 [hep-ex] 9 Dec 2021

1 Introduction

Measurements of the production cross sections for open-charm mesons, i.e., mesons containing a single charm quark, in hadronic collisions at LHC center-of-mass energies provide an important test of the theory of strong interactions known as quantum chromodynamics (QCD). Due in part to the presence of several competing scales (charm mass, transverse momentum) that are close to the threshold for the validity of the perturbative expansion, the theoretical uncertainties are rather large. Therefore, experimental constraints on heavy-quark production cross sections are relevant for physics phenomena directly involving heavy quarks or for which they constitute a background. An improved understanding of charm production is furthermore relevant for the exploration of physics processes arising from charm hadron decays, such as neutrinos and other feebly interacting particles [1–3], and as a reference for the study of the properties of QCD extreme media [4]. Several studies have been carried out at the LHC. These include measurements at $\sqrt{s} = 7$ TeV by the ATLAS Collaboration [5], at $\sqrt{s} = 5$ [6, 7], 7 [8, 9], and 13 TeV [10] by the ALICE experiment, and at $\sqrt{s} = 5$ [11], 7 [12], and 13 TeV [13] by the LHCb Collaboration. The CMS experiment has produced results on open-charm production, analyzing heavy-ion and proton-proton (pp) collisions at $\sqrt{s_{\text{NN}}} = 5.02$ TeV [4].

In this paper, a study of charm meson production by CMS in pp collisions at $\sqrt{s} = 13$ TeV is presented. The analysis is focused on the measurement of cross sections for the prompt production of D^{*+} , D^0 , and D^+ mesons. The charm mesons are identified via their exclusive decays:

- $pp \rightarrow D^{*+} X \rightarrow D^0 \pi_s^+ X \rightarrow K^- \pi^+ \pi_s^+ X$,
- $pp \rightarrow D^0 X \rightarrow K^- \pi^+ X$,
- $pp \rightarrow D^+ X \rightarrow K^- \pi^+ \pi^+ X$,

where X corresponds to any set of possible particles. Charge conjugation is implied throughout the paper, unless specified otherwise. The designation π_s^+ indicates that, because of the specific kinematics of the D^{*+} decay, this “slow” pion has significantly lower momentum than the kaon and pion decay products of the D^0 . The D^{*+} , D^0 , and D^+ mesons are reconstructed in the range of transverse momentum $4 < p_T < 100$ GeV and pseudorapidity $|\eta| < 2.1$.

Charm mesons arising from the pp collision point, either directly or as decay products of excited charm resonances (e.g., D^0 coming from D^{*+} decay), are referred to as promptly produced. Contrarily, charm mesons coming from the decays of b hadrons, e.g., $B \rightarrow DX$, where X denotes any additional particles, are referred to as nonprompt and are considered as a background process.

Since the kinematic regions covered by the existing measurements differ from the one presented in this paper and are fully complementary in the case of LHCb, the new measurements described in this paper and their comparison to theoretical predictions provide an important contribution to a deeper understanding of the charm production mechanism.

The single-differential cross sections for prompt charm meson production are measured as a function of the transverse momentum p_T and the absolute value of pseudorapidity $|\eta|$. In principle, rapidity (y) is the proper kinematic variable to study cross sections of massive particles. Here, pseudorapidity is used instead of rapidity to facilitate the comparison with the ATLAS measurement [5], which is the closest in kinematic range to the results presented in this paper. In the kinematic phase space of this measurement, the maximum difference between η and y is less than 5%. Tabulated results are provided in HEPData [14]. The measured cross sections are compared to the predictions from the Monte Carlo (MC) event generators PYTHIA 6.4 [15] and

8.1 [16], to the theoretical calculations from FONLL [17, 18], and to the previous LHC results [4–6, 8, 9, 11–13].

2 The CMS detector

The central feature of the CMS apparatus is a superconducting solenoid of 6 m internal diameter, providing a magnetic field of 3.8 T. Within the solenoid volume are a silicon pixel and strip tracker, a lead tungstate crystal electromagnetic calorimeter, and a brass and scintillator hadron calorimeter, each composed of a barrel and two endcap sections. Forward calorimeters extend the pseudorapidity coverage provided by the barrel and endcap detectors. Muons are detected in gas-ionization chambers embedded in the steel flux-return yoke outside the solenoid. The most relevant subdetector for this analysis is the silicon tracker. The silicon tracker measures charged particles within the pseudorapidity range $|\eta| < 2.5$. It consists of 1440 silicon pixel and 15 148 silicon strip detector modules. For nonisolated particles of $1 < p_T < 10$ GeV and $|\eta| < 1.4$, the track resolutions are typically 1.5% in p_T and 25–90 (45–150) μm in the transverse (longitudinal) impact parameters [19].

Events of interest are selected using a two-tiered trigger system [20]. The first level, composed of custom hardware processors, uses information from the calorimeters and muon detectors to select events at a rate of around 100 kHz within a time interval of less than 4 μs . The second level, known as the high-level trigger, consists of a farm of processors running a version of the full event reconstruction software optimized for fast processing, and reduces the event rate to around 1 kHz before data storage. A more detailed description of the CMS detector, together with a definition of the coordinate system used and the relevant kinematic variables, can be found in Ref. [21].

3 Data samples, simulation, and event selection

The data sample was acquired in 2016 and corresponds to an integrated luminosity of 29 nb^{-1} , out of the 36.8 fb^{-1} collected in that year [22]. The average number of simultaneous pp collisions in the same or nearby bunch crossings, referred to as pileup (PU), for the subset of data used for this analysis is 14. To avoid any bias from a trigger requirement that would aim to select events and require an efficiency correction, the data used in this analysis were collected with an unbiased trigger that only required the presence of crossing beams. This trigger was heavily prescaled, which explains the low effective integrated luminosity for this analysis with respect to the total one collected in 2016.

The candidate vertex with the largest value of summed physics object p_T^2 is taken to be the primary pp interaction vertex (PV). The physics objects are the jets, clustered using the jet-finding algorithm [23, 24] with the tracks assigned to candidate vertices as inputs, and the associated missing transverse momentum, taken as the negative vector sum of the \vec{p}_T of those jets.

The effects arising from the detector acceptance, reconstruction efficiency, and selection efficiency, whose combination is referred to as the total reconstruction efficiency, are determined from simulated events. These events are generated with PYTHIA 6.4 [15], the heavy-flavor hadrons are decayed with EVTGEN 1.3.0 [25], and the final-state particles are propagated through a simulation of the CMS detector based on GEANT4 v10.00.p02 [26]. The simulated events used to determine the efficiency demand a D^{*+} meson with $p_T > 3.9$ GeV, which is required to decay via $D^{*+} \rightarrow D^0 \pi_s^+ \rightarrow K^- \pi^+ \pi_s^+$. The p_T threshold does not bias the p_T spectrum for the

D^{*+} and D^0 events as this measurement is only for D mesons with $p_T > 4$ GeV. This sample is also used to determine the D^+ efficiency, where the D^+ originates from the hadronization of the other charm quark in each event. In this case, the p_T spectrum is biased by the p_T threshold on the D^{*+} , and therefore, the simulated D^+ p_T distribution is reweighted to match the D^{*+} spectrum. The effects of PU have been included by overlaying generated minimum-bias events with the main simulated collision. The distribution of the number of PU events is reweighted in the simulation to match the observed data distribution, separately for the 7 main data-taking periods. Following these corrections, the distributions of the kinematic and selection criteria variables obtained from simulation are found to agree with the data for all three mesons.

4 Analysis Strategy

4.1 Charm meson reconstruction

The first step in the reconstruction of the charm mesons is the selection of tracks corresponding to the final-state objects. The criteria used to select the tracks include a minimum p_T , a maximum χ^2 of the track fit divided by the number of degrees of freedom (dof), a minimum number of hits in the pixel detector and in the full tracker (pixel and strip detectors), and maximum impact parameters with respect to the PV in the transverse plane (IP_{xy}) and longitudinal direction (IP_z). The track requirements are summarized in Table 1.

Table 1: The selection requirements for each charm meson.

Variables	D^{*+}	D^0	D^+
Tracks: p_T (GeV)	> 0.5 (> 0.3 for π_s^+)	> 0.8	> 0.7
Tracks: χ^2/dof	< 2.5 (< 3 for π_s^+)	< 2.5	< 2.5
Tracks: tracker hits	≥ 5 (≥ 3 for π_s^+)	≥ 5	≥ 5
Tracks: pixel hits	≥ 2 (none for π_s^+)	≥ 2	≥ 2
Tracks: IP_{xy} (cm)	< 0.1 ($< 3\sigma$ for π_s^+)	< 0.1	< 0.1
Tracks: IP_z (cm)	< 1 ($< 3\sigma$ for π_s^+)	< 1	< 1
$ M_{\text{cand}} - M^{\text{PDG}} $ (GeV)	< 0.023 (for D^0)	< 0.1	< 0.1
SV fit probability		$> 1\%$	
Pointing, $\cos \alpha$		> 0.99	
SV significance	> 3	> 5	> 10

The D^0 (D^+) mesons are reconstructed by combining two (three) tracks with total charge 0 (1) and having an invariant mass M_{cand} within 100 MeV of the nominal meson mass M^{PDG} [27]. When the D^0 candidates are reconstructed in the D^{*+} decay chain, a mass window of 23 MeV on the D^0 mass is used, instead. In the p_T range relevant for this analysis, charged pions and kaons cannot be identified efficiently in the CMS detector. A kaon or pion mass hypothesis is thus assumed for the tracks, according to the charge and the specific decay channel. Three topological requirements, whose values are given in Table 1, are also used to reduce the background, which is primarily from random combinations of tracks. First, the secondary vertex (SV) fit χ^2 probability from fitting the two (D^0) or three (D^+) tracks to a common vertex is used to ensure the tracks originate from a common point. Second, the cosine of the angle ($\cos \alpha$) between the charm candidate momentum and the vector pointing from the PV to the SV is used to ensure the D meson is consistent with originating from the PV, which reduces background from b hadron decays as well as from random track combinations. Third, the SV significance is the distance between the PV and SV divided by its uncertainty. This is a crucial requirement in the analysis, which provides a considerable reduction in the combinatorial background that is dominated by tracks originating from the PV.

To complete the D^{*+} meson reconstruction, a third track, corresponding to the slow pion, has a pion mass assigned and is kinematically combined with the D^0 candidate. Looser requirements on the p_T , χ^2/dof , and total number of hits are used for this track, as detailed in Table 1. In addition, the impact parameter requirements are changed to require that IP_{xy} and IP_z be less than three times their respective uncertainties. To improve the mass resolution, the mass difference $\Delta M = m(K\pi\pi_s^+) - m(K\pi)$ is used in the analysis instead of the invariant mass of the three-track combination.

For each event, we require there be no more than one candidate for each of the six decay modes (three mesons and two charge-conjugate states). For events in which there is more than one candidate in a particular decay mode, the candidate whose invariant mass is closest to $M^{PDG}(D)$ [27] is chosen for D^0 and D^+ candidates and the smallest ΔM for the D^{*+} candidates. This arbitration is required for 2, 3, and 11% of the events with a D^{*+} , D^0 , and D^+ candidate, respectively. By comparing with a random arbitration scheme, it was verified that this method does not introduce a statistically significant bias in terms of the signal yield or signal invariant mass distribution. However, a bias in the background shape has been identified for the D^+ mesons, which is described in Section 5.

4.2 Signal yield determination

The prompt charm meson differential cross section $d\sigma/dp_T$ is measured in 9 bins of p_T between 4 and 100 GeV in the range $|\eta| < 2.1$; the differential cross section $d\sigma/d|\eta|$ is measured in 10 bins of $|\eta|$, for $|\eta| < 2.1$ and $4 < p_T < 100$ GeV.

The signal yields, including both prompt and nonprompt decays, are determined using unbinned maximum-likelihood fits to the invariant mass distributions for the various decay modes (the ΔM distribution is used for the D^{*+}) in each p_T and $|\eta|$ bin. The signal components are modeled by the sum of two Gaussian functions to account for the nonuniform resolution over the detector acceptance. The two Gaussian function means are constrained to be the same. The mean, widths, and normalizations are treated as free parameters. An additional Gaussian function is used to describe the invariant mass shape of D^0 candidates with incorrect pion and kaon mass assignments. The width of this wide Gaussian is taken from simulation bin by bin. The normalization of the wide Gaussian function contribution is fixed to be the same as that of the sum of the two narrow signal Gaussian functions in each bin, reflecting the fact that the number of correct and swapped K/π D^0 signal candidates is the same by construction.

The combinatorial background is described with different functions, according to the decay mode. For the D^{*+} meson, the background is described by a phenomenological threshold function [28] given by

$$f = \left(1 - e^{-\frac{\Delta M - M_0}{p_0}}\right) \left(\frac{\Delta M}{M_0}\right)^{p_1} + p_2 \left(\frac{\Delta M}{M_0} - 1\right), \quad (1)$$

where M_0 is the endpoint, taken to be the pion mass, and $p_{0,1,2}$ are free parameters. For the D^0 and D^+ mesons, the combinatorial background component is modeled by a third-degree polynomial function, where the four parameters, including the normalization, are unconstrained in the fits.

In Fig. 1, the fitted invariant mass distributions are reported for two example p_T bins, low (5–6 GeV) and high (16–24 GeV); while Fig. 2 shows the fitted invariant mass distributions for the bins $|\eta| < 0.2$ and $1.6 < |\eta| < 1.8$. As expected, at low p_T and high $|\eta|$, the track momentum and position resolutions are worse, which affect the reconstructed mass width and the distribution shapes, resulting in an increase in the combinatorial background under the peak. Despite

the different kinematic regions, it was found that the same functions with different parameter values reproduce all the distributions well.

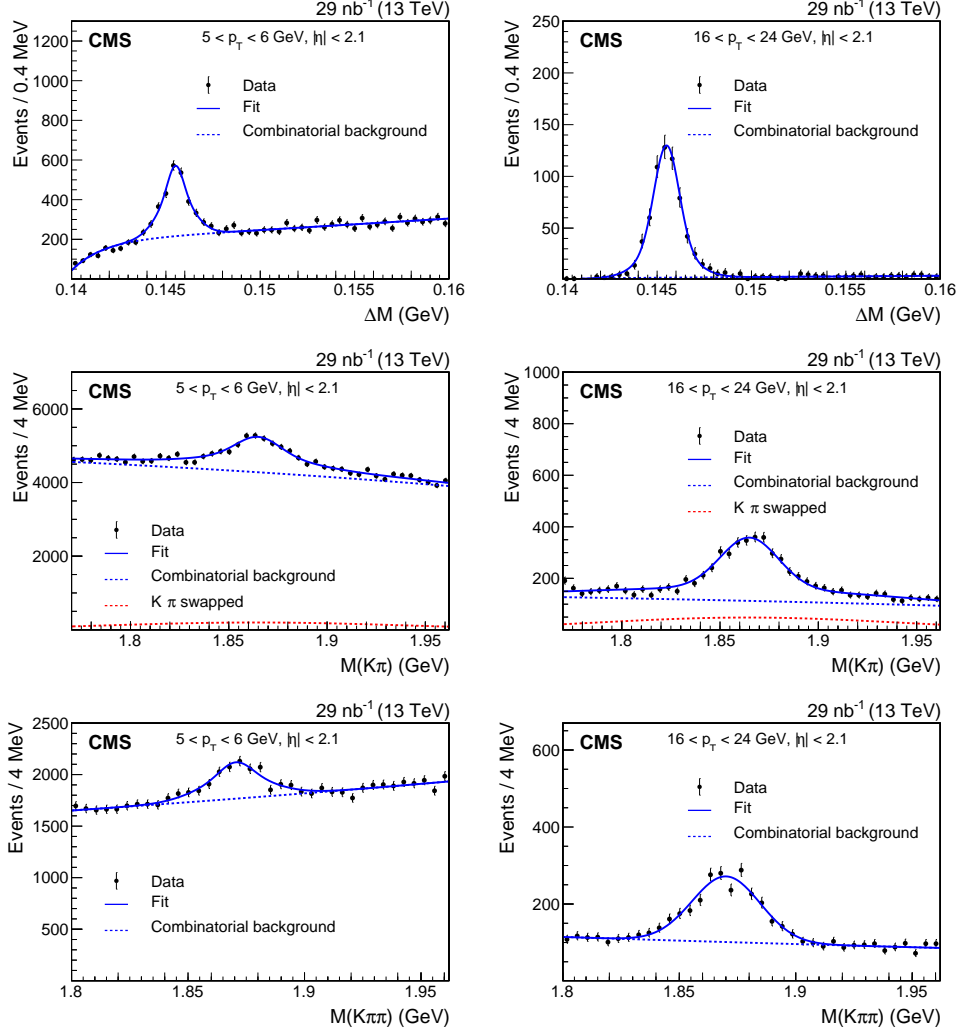


Figure 1: The invariant mass distributions: $\Delta M = M(K^- \pi^+ \pi_s^+) - M(K^- \pi^+)$ (upper), $M(K^- \pi^+)$ (middle), and $M(K^- \pi^+ \pi^+)$ (lower); charge conjugation is implied. Plots in the left column show the $5 < p_T < 6 \text{ GeV}$ bin, while the $16 < p_T < 24 \text{ GeV}$ bin is shown in the right column. The vertical bars on the points represent the statistical uncertainties in the data. The overall result from the fit is shown by the solid line, the fit to the combinatorial background by the dotted line, and, in the middle plots, the fit to the K/π swapped candidates by the red dot-dashed line.

The signal yields and the statistical uncertainties returned by the fits are reported in Tables 2 and 3 for the p_T and $|\eta|$ bins, respectively.

4.3 Efficiency estimation

The efficiency is estimated using the signal MC sample and is defined as the fraction of charm signal decays, generated in the kinematic region $4 < p_T < 100 \text{ GeV}$ and $|\eta| < 2.1$, that is reconstructed and survives the selection criteria described in Section 4.1. The efficiency is thus determined for each p_T and $|\eta|$ bin and for both the charge-conjugate states. Taking the D^{*+} channel as an example, these values range from 0.6% for $4 < p_T < 5 \text{ GeV}$ to 30% for $40 < p_T <$

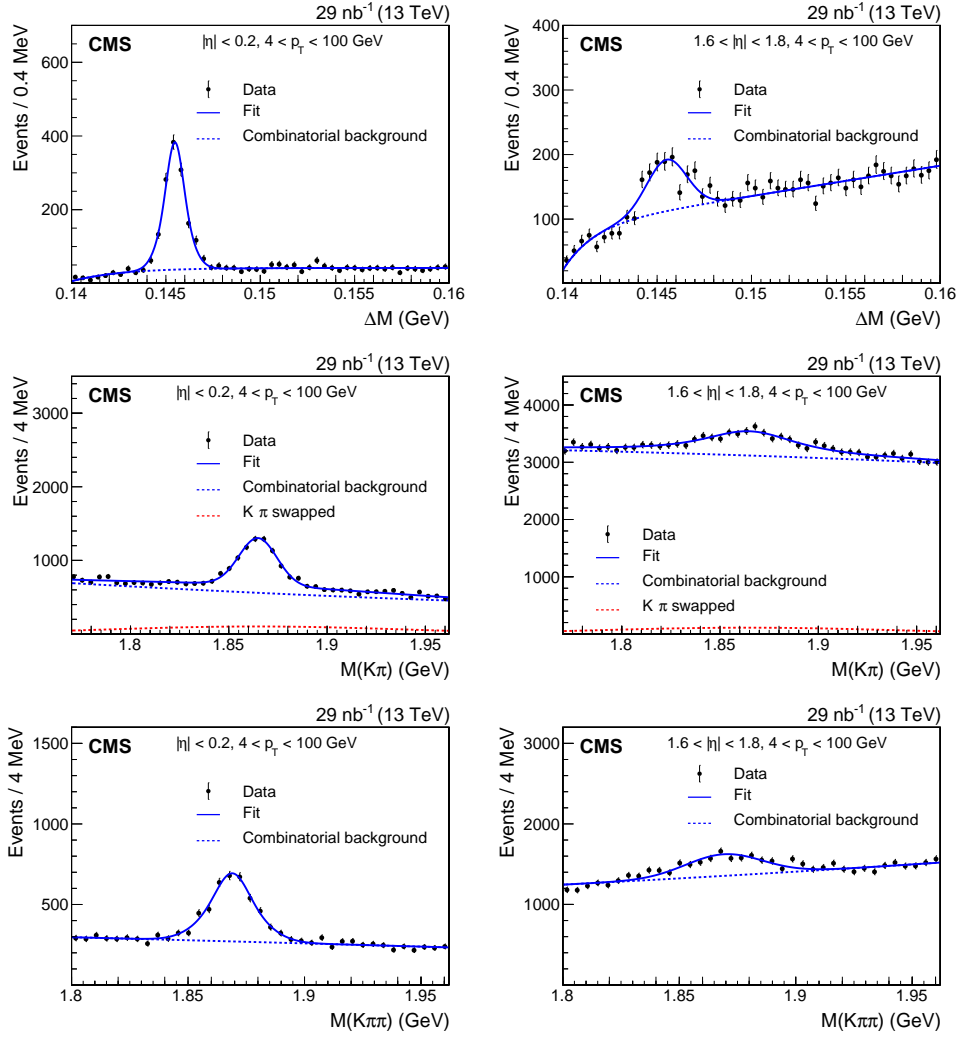


Figure 2: The invariant mass distributions: $\Delta M = M(K^- \pi^+ \pi_s^+) - M(K^- \pi^+)$ (upper), $M(K^- \pi^+)$ (middle), and $M(K^- \pi^+ \pi_s^+)$ (lower); charge conjugation is implied. Plots in the left column show the $|\eta| < 0.2$ bin, while the $1.6 < |\eta| < 1.8$ bin is shown in the right column. The vertical bars on the points represent the statistical uncertainties in the data. The overall result from the fit is shown by the solid line, and the fit to the combinatorial background by the dotted line, and, in the middle plots, the fit to the K/π swapped candidates by the red dot-dashed line.

100 GeV, and from 3.8% for $|\eta| < 0.2$ to 1.5% for $1.8 < |\eta| < 2.1$.

4.4 Contamination from nonprompt decays

The aim of this work is to measure the prompt open-charm production cross sections. Thus, it is important to evaluate and subtract the contribution coming from nonprompt charm mesons arising from b hadron decays. Since consistency with the PV is already part of the selection requirements, the prompt signals and secondary-decay components have similar kinematic variable distributions. The nonprompt-background fraction is estimated from simulation, using minimum-bias events generated with the PYTHIA 8 tune CUETP8M1 [29]. From the generator-level information, two subsamples are identified as being representative of the prompt and nonprompt charm meson contributions. The same reconstruction strategy as the one described in Section 4.1 is applied to each of them, and the yields are computed following the method for

Table 2: The signal yields in data for D^{*+} , D^0 , and D^+ mesons in p_T bins for $|\eta| < 2.1$. Only the statistical uncertainties are reported.

p_T range (GeV)	D^{*+}	D^0	D^+
4–5	901 ± 40	5200 ± 700	5850 ± 1400
5–6	1555 ± 99	5480 ± 400	3390 ± 460
6–7	1450 ± 98	5640 ± 450	3620 ± 140
7–8	1144 ± 75	3990 ± 500	2790 ± 130
8–12	2962 ± 80	9750 ± 320	6860 ± 180
12–16	1170 ± 63	3540 ± 170	3047 ± 96
16–24	647 ± 28	2040 ± 120	1821 ± 77
24–40	180 ± 15	625 ± 58	628 ± 61
40–100	38 ± 6	91 ± 20	83 ± 11

Table 3: The signal yields in data for D^{*+} , D^0 , and D^+ mesons with $4 < p_T < 100$ GeV in $|\eta|$ bins. Only the statistical uncertainties are reported.

$ \eta $ range	D^{*+}	D^0	D^+
0–0.2	1227 ± 42	3640 ± 120	3200 ± 110
0.2–0.4	1340 ± 61	4150 ± 140	3060 ± 96
0.4–0.6	1276 ± 45	4280 ± 150	2910 ± 190
0.6–0.8	1288 ± 48	4590 ± 180	3200 ± 230
0.8–1.0	1283 ± 68	3700 ± 210	3040 ± 140
1.0–1.2	1026 ± 88	4270 ± 320	3180 ± 160
1.2–1.4	857 ± 61	3180 ± 300	2850 ± 160
1.4–1.6	576 ± 59	3050 ± 320	2350 ± 250
1.6–1.8	530 ± 84	3000 ± 460	2130 ± 210
1.8–2.1	539 ± 69	3770 ± 590	2780 ± 490

yield evaluation reported in Section 4.2, and are labeled N_{prompt} and $N_{\text{nonprompt}}$, respectively. The contamination is then evaluated as the ratio of $N_{\text{nonprompt}}$ to the sum ($N_{\text{prompt}} + N_{\text{nonprompt}}$) for each p_T and $|\eta|$ bin. The contamination is nonnegligible, ranging from 5 to 17%, depending on the p_T and $|\eta|$ bin and on the reconstructed meson. This is expected because the requirement on the decay length significance to reject combinatorial backgrounds tends to enhance the contribution from long-lived hadrons. In Fig. 3, the nonprompt-background fractions for the three mesons are shown as a function of p_T (left) and $|\eta|$ (right).

The fraction of nonprompt events in the signal samples is thus taken from simulation, after ensuring a good description of data events in all the relevant quantities. The fractions are found to be consistent using different generator settings and with CMS measurements at 5 TeV [4, 30], extrapolated to the final states and kinematic region of this measurement. The nonprompt contribution obtained with this method is subtracted from the measured values of the visible event rate for each p_T and $|\eta|$ bin to get the final prompt results.

5 Systematic uncertainties

Several systematic uncertainty sources are considered in the measurement of the charm meson cross sections. The dominant effects come from the uncertainties related to the tracking efficiency and the modeling of the invariant mass distributions used in the fit for both the signal and background components. The uncertainties considered in this analysis can be organized into three different categories: decay mode and kinematic bin dependent, only decay mode

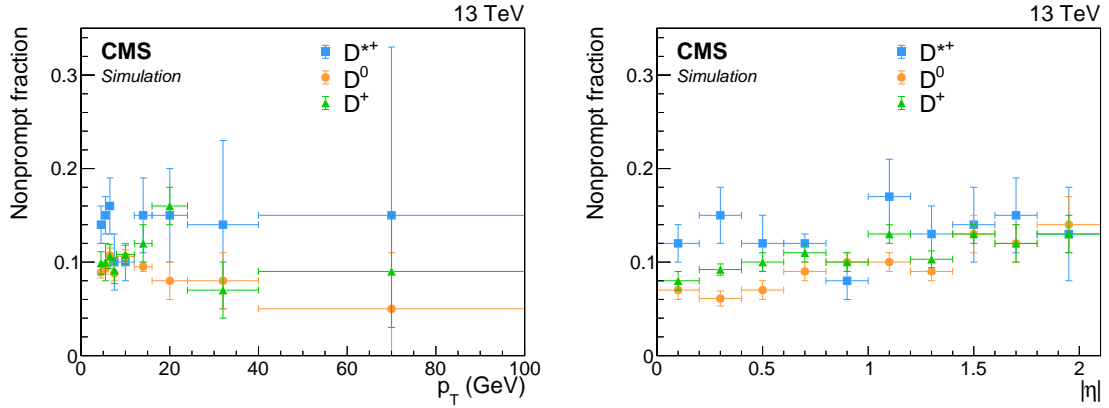


Figure 3: The nonprompt fractions found from simulation, as a function of p_T (left) and $|\eta|$ (right) for D^{*+} (squares), D^0 (circles), and D^+ (triangles) mesons. The vertical lines represent the statistical uncertainties and the horizontal lines the bin widths.

dependent, and independent of both decay mode and bin.

The first category includes the uncertainty in the efficiency coming from the finite number of MC simulation events, resulting in systematic uncertainties of 0.3, 0.3, and 3.5%, respectively, for the D^{*+} , D^0 , and D^+ meson cross sections. The last uncertainty is larger than the other two since the sample was enriched in $D^{*+} \rightarrow D^0 \pi_s^+ \rightarrow K^- \pi^+ \pi_s^+$ decays. The uncertainties in the nonprompt event contamination have been treated similarly, considering the limited number of events in the MC simulation. The uncertainties in the CMS nonprompt charm measurement [30] and its extrapolation are propagated as an additional uncertainty of 2%, applied to the three mesons. The resulting systematic uncertainties are 3.5, 2.2, and 2.4% for the D^{*+} , D^0 , and D^+ cross sections, respectively.

The mass arbitration requirement can produce a peaking background for the small number of events affected by the arbitration, which contributes to the first uncertainty category. This was studied in simulation by selecting a control region that does not contain events with charm mesons and was found to have a nonnegligible contribution only for the D^+ meson. The effect for the D^+ was evaluated in each bin and found to contribute a systematic uncertainty of 8% for $p_T < 12$ GeV, but to be negligible at higher p_T values. This contribution is independent of $|\eta|$, and an uncertainty of 6% is assigned for all $|\eta|$ bins. This is considered as part of the background modeling systematic uncertainty.

Another source of systematic uncertainty that is included in the first category comes from the p_T selection criterion applied to the π_s^+ in the D^{*+} decay chain. The p_T spectrum of the slow pion peaks below 0.5 GeV and the selection requirement of $p_T > 0.3$ GeV affects the reconstruction efficiency of the D^{*+} in the first p_T bin (4–5 GeV). A systematic uncertainty of 9% is assigned for this bin, which reflects the variation of the simulated event efficiency calculation in the two p_T bins of the π_s^+ : $0.2 < p_T < 0.3$ GeV and $0.3 < p_T < 0.4$ GeV.

Since a reweighting is applied to simulated events in order to reproduce the data PU distribution, a systematic uncertainty is evaluated for each final state. The systematic uncertainty is estimated using the weight calculated for each bin. The cross sections are re-evaluated using the weights raised and lowered by their statistical uncertainties. The largest bin-by-bin change with respect to the cross section calculated with the central value of the weight is taken as the corresponding systematic uncertainty. The total effect is 1% for D^{*+} and D^0 , and 2% for D^+ .

The uncertainties associated with the branching fraction values and the track reconstruction

efficiency depend on the decay mode but not on the candidate p_T or $|\eta|$. The first one is taken from Ref. [27] and has values of 1.1, 0.8, and 1.7% for D^{*+} , D^0 , and D^+ , respectively. An uncertainty is assigned to the track reconstruction efficiency according to Ref. [31]. A different procedure is needed for the slow pion from the D^{*+} decay. Because of the soft p_T spectrum, a lower tracking efficiency is expected. The uncertainty related to the slow pion is computed by comparing the yield in data and MC simulated events when varying the p_T and $|\eta|$ of the slow pion. This results in a systematic uncertainty of 5.2%. Combining the uncertainties for each track, the total systematic uncertainty from the tracking efficiency is 9.4, 4.2, and 6.1% for the D^{*+} , D^0 , and D^+ meson cross sections, respectively.

The systematic uncertainty due to the modeling of the invariant mass distribution also falls into the second category. As described in Section 4.2, the signal yields are computed by modeling the resonance peaks with a double-Gaussian function in order to take into account the different resolution effects in various kinematic regions. The uncertainty is estimated by using instead a single-Gaussian function, the sum of three Gaussian functions, and a Crystal Ball function [32, 33]. The largest deviation with respect to the default choice is then taken as the systematic uncertainty, yielding 3.6, 5.0, and 4.2% for the D^{*+} , D^0 , and D^+ meson cross sections, respectively. For the combinatorial background description, the systematic uncertainty is evaluated by replacing the baseline function with a fourth-degree polynomial, resulting in 1.2, 4.8, and 5.3% for the D^{*+} , D^0 , and D^+ meson cross sections, respectively.

The last category, containing uncertainties independent of both decay modes and kinematic variables, includes those due to data-taking conditions and variation in detector performance. The systematic uncertainty in the integrated luminosity for 2016 is 2.5% [34]. During the 2016 run, the CMS tracker suffered some time-dependent inefficiencies that resulted in a nonnegligible change in charm meson yields. The average PU rate also varied during the data taking. Both these effects are taken into account by correcting the different runs for the tracker inefficiency, which was determined from simulation after the PU distribution in the simulated events was reweighted to match the data. The resulting systematic uncertainty in the correction is estimated to be 1.4%.

All the systematic uncertainties, except the one applied only to the first p_T bin of the D^{*+} , are summarized in Table 4. For the bin-dependent systematic uncertainties, the value given in Table 4 is an average that is weighted by the number of signal events. The total uncertainty is evaluated as the sum in quadrature of the individual contributions.

Table 4: Summary of the systematic uncertainties (%) in the D^{*+} , D^0 , and D^+ meson cross sections. For the bin-dependent systematic uncertainties in the table, the weighted average is shown. The total uncertainty is the sum in quadrature of the individual contributions.

Source	D^{*+}	D^0	D^+
Signal efficiency calculation	0.3	0.3	3.5
Nonprompt contamination	3.5	2.2	2.4
PU reweighting	1.0	1.0	2.0
Branching fraction	1.1	0.8	1.7
Tracking efficiency	9.4	4.2	6.1
Signal modeling	3.6	5.0	4.2
Background modeling	1.2	4.8	8.0
Integrated luminosity	2.5	2.5	2.5
Time-dependent inefficiency	1.4	1.4	1.4
Total	11.2	9.0	12.3

6 Results

The differential cross sections for prompt charm meson production as a function of p_T and $|\eta|$ are determined using the equations:

$$\frac{d\sigma(\text{pp} \rightarrow \text{DX})}{dp_T} = \frac{N_i(\text{D} \rightarrow f)}{\Delta p_{T_i} \mathcal{B}(\text{D} \rightarrow f) \mathcal{L} \varepsilon_i(\text{D} \rightarrow f)}, \quad (2)$$

$$\frac{d\sigma(\text{pp} \rightarrow \text{DX})}{d|\eta|} = \frac{N_i(\text{D} \rightarrow f)}{\Delta \eta_i \mathcal{B}(\text{D} \rightarrow f) \mathcal{L} \varepsilon_i(\text{D} \rightarrow f)}, \quad (3)$$

where $N_i(\text{D} \rightarrow f)$ is the number of prompt charm mesons reconstructed in the selected final state f (including the charge-conjugate final state) for each bin i , after subtracting the non-prompt backgrounds, Δp_T and $\Delta \eta = 2\Delta|\eta|$ are the bin widths, $\mathcal{B}(\text{D} \rightarrow f)$ is the branching fraction of the reconstructed decay, $\varepsilon_i(\text{D} \rightarrow f)$ is the total reconstruction efficiency of the decay chain evaluated using simulated events, and \mathcal{L} is the integrated luminosity.

In Tables 5 and 6, the differential cross section values and their uncertainties are reported for each p_T and $|\eta|$ bin, respectively. The first uncertainty is statistical and the second is systematic. The latter is the dominant one in the majority of the p_T and $|\eta|$ bins.

Table 5: The differential cross sections of prompt $\text{D}^{*+} + \text{D}^{*-}$, $\text{D}^0 + \bar{\text{D}}^0$, and $\text{D}^+ + \text{D}^-$ production in p_T bins with $|\eta| < 2.1$; the first uncertainty is statistical, the second is systematic.

p_T bin [GeV]	$d\sigma/dp_T$ ($\mu\text{b}/\text{GeV}$)		
	$\text{D}^{*+} + \text{D}^{*-}$	$\text{D}^0 + \bar{\text{D}}^0$	$\text{D}^+ + \text{D}^-$
4–5	$166 \pm 7 \pm 24$	$430 \pm 58 \pm 38$	$250 \pm 61 \pm 34$
5–6	$96 \pm 6 \pm 11$	$230 \pm 17 \pm 21$	$79 \pm 11 \pm 11$
6–7	$47 \pm 3 \pm 5$	$136 \pm 11 \pm 12$	$50 \pm 2 \pm 7$
7–8	$25.6 \pm 1.7 \pm 2.9$	$66 \pm 8 \pm 6$	$29.5 \pm 1.4 \pm 4.3$
8–12	$8.8 \pm 0.2 \pm 1.0$	$21.0 \pm 0.7 \pm 1.9$	$9.4 \pm 0.3 \pm 1.2$
12–16	$1.70 \pm 0.09 \pm 0.20$	$3.93 \pm 0.19 \pm 0.44$	$2.05 \pm 0.07 \pm 0.24$
16–24	$(3.52 \pm 0.15 \pm 0.42) \times 10^{-1}$	$(8.1 \pm 0.5 \pm 0.9) \times 10^{-1}$	$(4.06 \pm 0.17 \pm 0.51) \times 10^{-1}$
24–40	$(4.1 \pm 0.3 \pm 0.6) \times 10^{-2}$	$(9.7 \pm 0.9 \pm 1.3) \times 10^{-2}$	$(6.0 \pm 0.6 \pm 1.0) \times 10^{-2}$
40–100	$(2.3 \pm 0.4 \pm 0.5) \times 10^{-3}$	$(3.3 \pm 0.7 \pm 0.8) \times 10^{-3}$	$(2.3 \pm 0.3 \pm 1.7) \times 10^{-3}$

Table 6: The differential cross sections of prompt $\text{D}^{*+} + \text{D}^{*-}$, $\text{D}^0 + \bar{\text{D}}^0$, and $\text{D}^+ + \text{D}^-$ production in $|\eta|$ bins with $4 < p_T < 100$ GeV; the first uncertainty is statistical, the second is systematic.

$ \eta $ range	$d\sigma/d \eta $ (μb)		
	$\text{D}^{*+} + \text{D}^{*-}$	$\text{D}^0 + \bar{\text{D}}^0$	$\text{D}^+ + \text{D}^-$
0–0.2	$92 \pm 3 \pm 10$	$210 \pm 7 \pm 19$	$87 \pm 3 \pm 11$
0.2–0.4	$96 \pm 4 \pm 11$	$240 \pm 8 \pm 21$	$90 \pm 3 \pm 12$
0.4–0.6	$94 \pm 3 \pm 11$	$243 \pm 9 \pm 22$	$86 \pm 6 \pm 11$
0.6–0.8	$96 \pm 4 \pm 11$	$255 \pm 10 \pm 23$	$93 \pm 7 \pm 12$
0.8–1.0	$111 \pm 6 \pm 12$	$220 \pm 13 \pm 20$	$102 \pm 5 \pm 19$
1.0–1.2	$97 \pm 8 \pm 11$	$265 \pm 20 \pm 24$	$107 \pm 5 \pm 20$
1.2–1.4	$106 \pm 8 \pm 12$	$250 \pm 24 \pm 23$	$106 \pm 6 \pm 29$
1.4–1.6	$81 \pm 8 \pm 9$	$265 \pm 27 \pm 24$	$109 \pm 12 \pm 28$
1.6–1.8	$85 \pm 13 \pm 10$	$298 \pm 45 \pm 27$	$112 \pm 11 \pm 24$
1.8–2.1	$70 \pm 9 \pm 17$	$291 \pm 45 \pm 64$	$123 \pm 22 \pm 27$

The differential cross sections for the three charm mesons, as a function of p_T (upper) and $|\eta|$ (lower), are shown in Figs. 4–6, where the data points are compared to several MC predictions and theoretical calculations. The cross section values are compared to:

- the predictions at next-to-leading-order (NLO) plus next-to-leading-logarithmic accuracy from FONLL [17, 18] calculations, shown as bands representing the upper and lower limits for a given p_T bin, as detailed below. The parton distribution function (PDF) CTEQ6.6 has been used. The renormalization (μ_R) and factorization (μ_F) scales are set to $\mu_R = \mu_F = \mu_0$ where μ_0 is defined as $\mu_0^2 = m_c^2 + p_{Tc}^2$ and $m_c = 1.5 \text{ GeV}$ and p_{Tc} are the mass and transverse momentum of the charm quark, respectively. No default fragmentation fractions are provided for the heavy-hadron fragmentation; the fragmentation fractions used are 0.243, 0.609, and 0.240 for the D^{*+} , D^0 , and D^+ , respectively [35]. The parameter variations used for the evaluation of the uncertainty bands are (all variations are added in quadrature):
 - scale uncertainties: $\mu_0/2 < \mu_R, \mu_F < 2\mu_0$ with $1/2 < \mu_R/\mu_F < 2$;
 - charm mass variation: $m_c = 1.3\text{--}1.7 \text{ GeV}$;
 - PDF uncertainties: calculated according to the individual PDF set recipe.

Here the universality of charm fragmentation is implicitly still assumed, although recent results in a different kinematic range seem to demonstrate that universality is violated in a p_T -dependent way [36–40]. This might in principle require an evaluation of p_T -dependent downward corrections to the predicted D meson yields of order 5-20% in the p_T range measured here, while the measurements are not affected. Since a scheme to consistently evaluate and apply such corrections to the FONLL predictions does not yet exist, and the difference is still expected to be subdominant in particular compared to the large QCD scale uncertainties, no uncertainties were assigned for this source here.

- leading-order (LO) plus parton shower (PS) simulations using PYTHIA 6.4 [15] with the tune Z2* [41], which is based on the CMS Z1 tune [42], but adopting the CTEQ6L PDF set instead of the previous CTEQ5L. The tune is the result of optimizing two parameters that refer to the regularization scale: $p_{T\perp 0}$, for multiple interactions at a reference energy and the power exponent of the energy rescaling used to determine the value of $p_{T\perp 0}$ as it goes to zero at scales different from the reference scale;
- LO plus PS simulations by PYTHIA 8.202 [16] with the tunes:
 - A2, which is an ATLAS minimum-bias tune [43] validated using their kinematic distributions and based on the tune 4C [44], using the MSTW PDF;
 - Monash [45], which was developed by re-evaluating the constraints imposed by LEP and SLD on hadronization, in particular with regard to heavy-quark fragmentation and strangeness production; it is a PYTHIA 8 tune using the NNPDF2.3 LO PDF.
 - CUETP8M1 [29], which is a CMS-specific tune and stands for “CMS Underlying Event Tune PYTHIA 8”. It is based on Monash (M1), but the two multiple-parton-interaction (MPI), energy-dependent parameters, which are the MPI cutoff value and the exponent ϵ of the \sqrt{s} dependence, are determined by fitting underlying events in CMS data at $\sqrt{s} = 0.9, 1.96,$ and 7 TeV . In Ref. [46] it was shown that neither the Monash nor the CUETP8M1 tunes describe well the central value of underlying events in data at $\sqrt{s} = 13 \text{ TeV}$. This suggests that the tune CUETP8M1 does not produce enough charged particles at 13 TeV.

The PYTHIA predictions are from samples of various sizes with corresponding varying statistical uncertainties, which are not shown in the figures. The lower panels in Figs. 4–6 display

the ratio of the FONLL and PYTHIA predictions to the data, for which the statistical and total uncertainties are shown by the inner and outer bars, respectively.

The agreement with the different predictions is fair in the wide kinematic range analyzed. However, none of the MC event generators models the data well over the entire measurement region. The measurements tend to favor a higher cross section than predicted by FONLL and a lower one than estimated by PYTHIA, although the predictions from the PYTHIA generator are sensitive to the different tunes used. The cross section predictions from the different PYTHIA tunes differ in both normalization and shape, which confirms that the description of the data provided by the models is sensitive to further model improvements. Overall, the best description of the data is given by the upper edge of the FONLL uncertainty band.

6.1 Comparison with other experiments

While there are several previous LHC measurements of charm meson production cross sections, none of them cover the same kinematic region at the same center-of-mass energy as the results presented here. However, since the previous measurements can also be compared to FONLL predictions, it is useful to see if a consistent picture emerges. In the comparisons that follow, no scaling is performed on the previous measurements to account for different kinematic regions, center-of-mass energies, or cross section definitions, but the FONLL predictions were adjusted to match the conditions of the various results.

The measurements from the ATLAS experiment [5], although performed with data collected at $\sqrt{s} = 7$ TeV, are the closest to the ones presented in this paper in terms of the acceptance and kinematic regime. Figure 7 shows both the ATLAS and CMS results, compared to the respective FONLL predictions at $\sqrt{s} = 7$ and 13 TeV for both D^{*+} (left) and D^{\pm} (right) mesons. Since the ATLAS measurement includes both prompt and nonprompt charm mesons, the corresponding FONLL predictions include both components as well. The lower two panels in the figure give the ratio of the FONLL predictions to the respective measurements. The results show good agreement in terms of shape, and the comparison between the data and the theoretical predictions is very similar for the two experiments. The central value of the FONLL predictions tends to underestimate the data, but the upper edge of the FONLL band agrees reasonably well.

Figure 8 shows the comparison with the ALICE results [8, 9] for the D^{*+} , D^0 , and D^+ cross sections at $\sqrt{s} = 7$ TeV in the range $1 < p_T < 24$ GeV ($0 < p_T < 36$ GeV for the D^0) and for the rapidity region $|y| < 0.5$. Between the two ALICE measurements, the more recent one [9] is chosen for the comparison. It should be noted that the cross section definition by ALICE includes a factor of 1/2 that accounts for the fact that the measured yields include particles and antiparticles, while the cross sections are given for particles only. The same is true for the corresponding FONLL predictions, as well. To provide a relevant comparison, the CMS measurements are given for $p_T < 24$ GeV ($p_T < 40$ GeV for the D^0), for a better comparison with the ALICE points. Both sets of results are consistent with the respective FONLL predictions and close to their upper edge, as shown in the lower two panels.

The CMS experiment has also measured the D^0 cross section in pp collisions at $\sqrt{s} = 5.02$ TeV for $|y| < 1$ [4]. Figure 9 shows this measurements in comparison with the FONLL predictions and the corresponding 13 TeV results from this analysis. The rise in cross section between 5.02 and 13 TeV is obvious from the figure, as well as a similar agreement between the 5.02 TeV measurements and the FONLL predictions.

The only other measurement performed at $\sqrt{s} = 13$ TeV for which the results are publicly available numerically (the results of [10] are only available in the figures) at $\sqrt{s} = 13$ TeV comes from

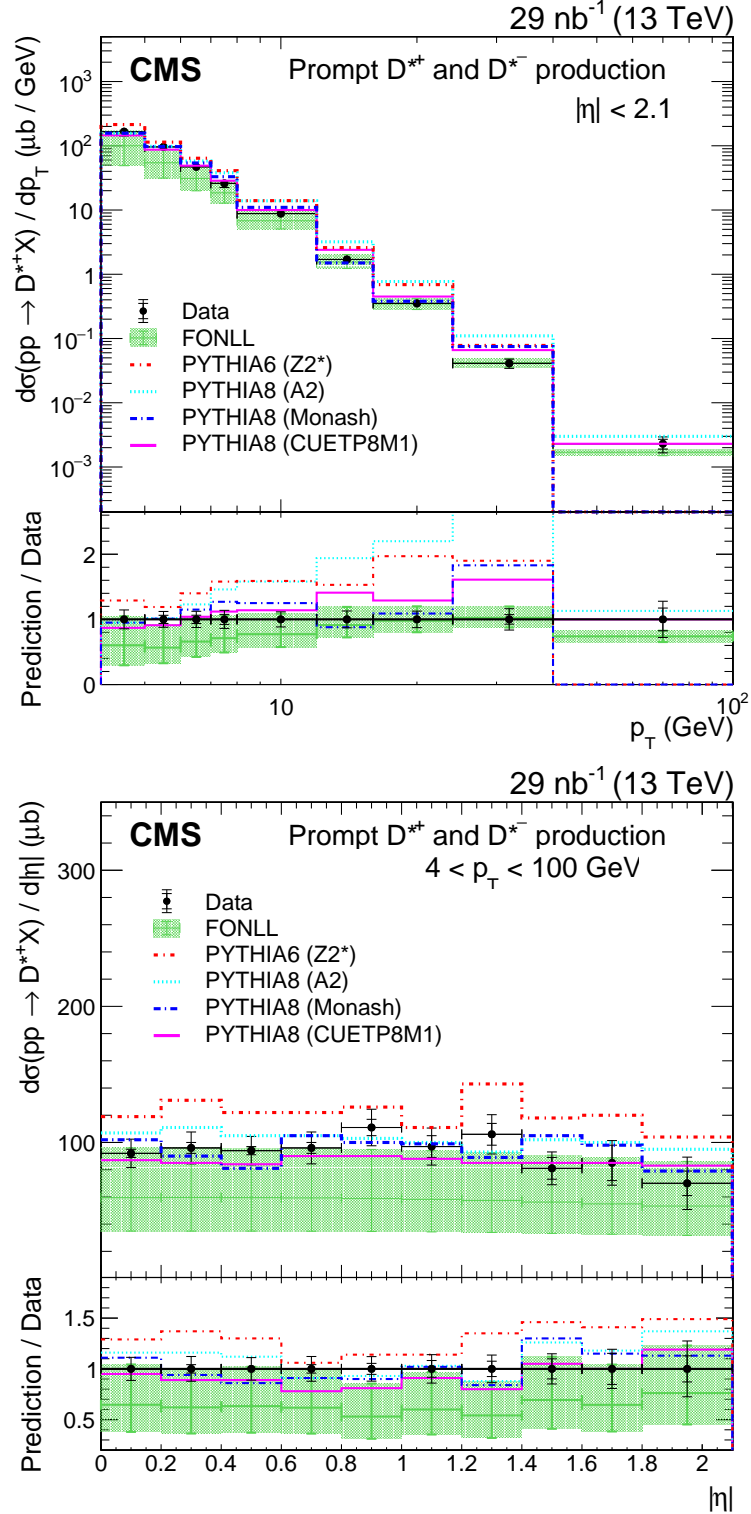


Figure 4: Differential cross sections $d\sigma/dp_T$ (upper) and $d\sigma/d|\eta|$ (lower) for prompt $D^{*\pm}$ meson production. Black markers represent the data and are compared with several MC simulation models and theoretical predictions. The statistical and total uncertainties are shown by the inner and outer vertical lines, respectively. The FONLL band represents the standard uncertainties in the prediction as detailed in the text. The lower panel gives the ratios of the predictions to the data.

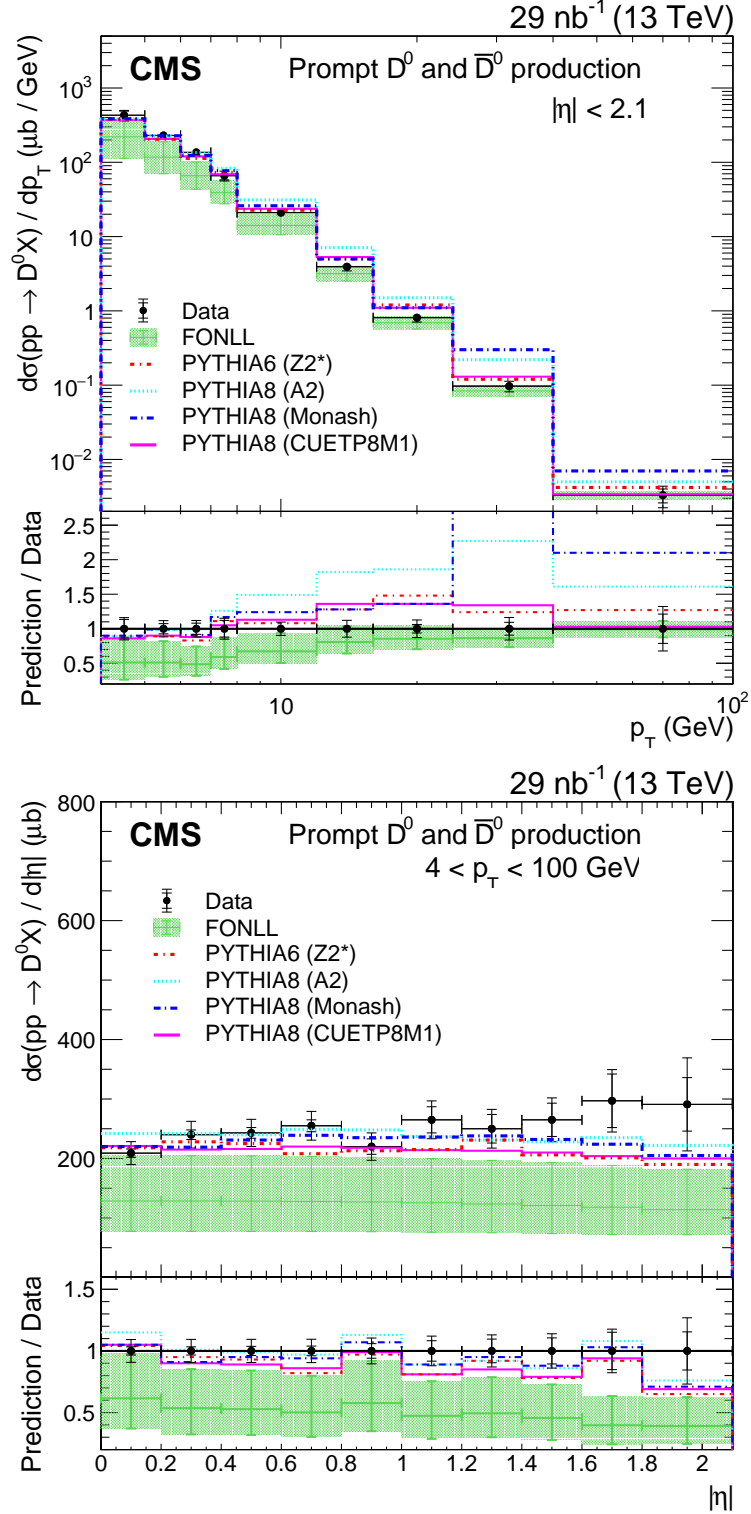


Figure 5: Differential cross section $d\sigma/dp_T$ (upper) and $d\sigma/d|\eta|$ (lower) for prompt D^0 (\bar{D}^0) meson production. Black markers represent the data and are compared with several MC simulation models and theoretical predictions. The statistical and total uncertainties are shown by the inner and outer vertical lines, respectively. The FONLL band represents the standard uncertainties in the prediction as detailed in the text. The lower panel gives the ratios of the predictions to the data.

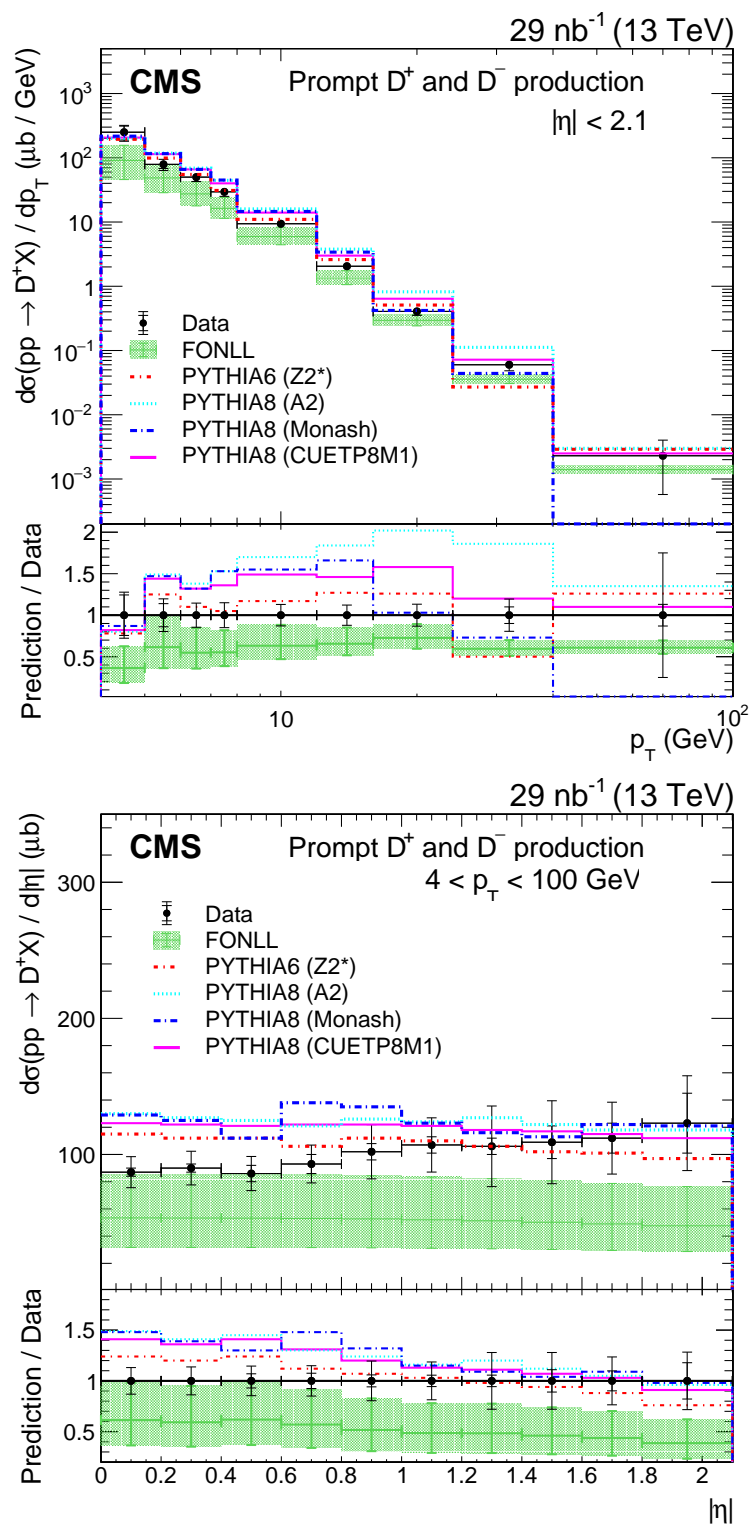


Figure 6: Differential cross section $d\sigma/dp_T$ (upper) and $d\sigma/d|\eta|$ (lower) for prompt D^\pm meson production. Black markers represent the data and are compared with several MC simulation models and theoretical predictions. The statistical and total uncertainties are shown by the inner and outer vertical lines, respectively. The FONLL band represents the standard uncertainties in the prediction as detailed in the text. The lower panel gives the ratios of the predictions to the data.

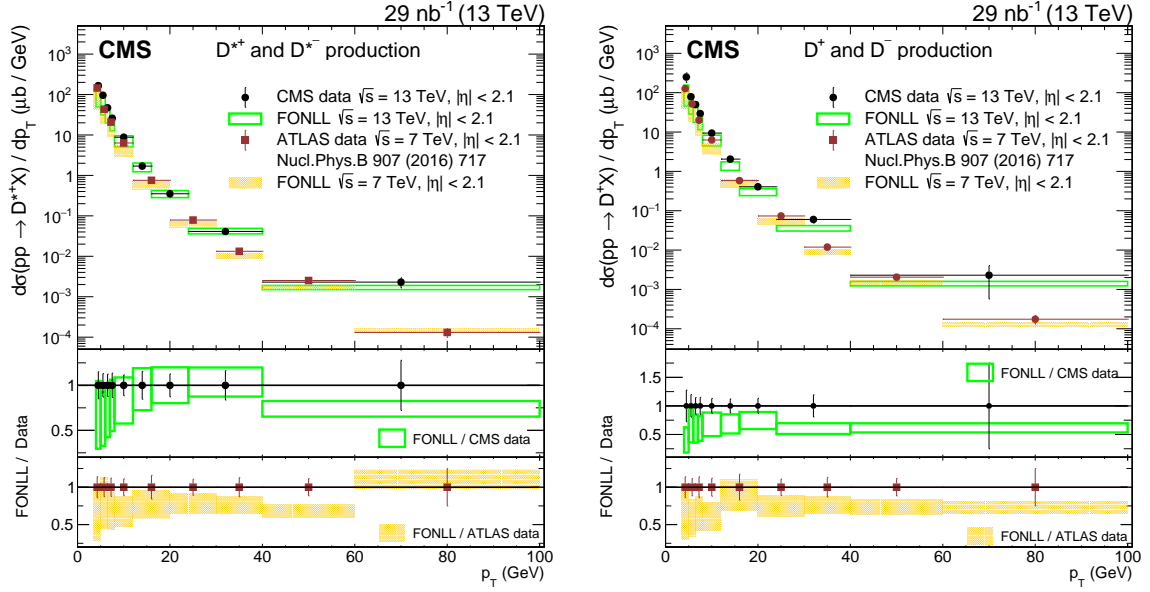


Figure 7: Differential cross section $d\sigma/dp_T$ for $D^{*\pm}$ (left) and D^\pm (right) meson production, comparing the production from CMS (black circles, prompt, this paper) at $\sqrt{s} = 13$ TeV and ATLAS (red squares, prompt + nonprompt) at $\sqrt{s} = 7$ TeV [5]. The corresponding predictions from FONLL are shown by the unfilled and filled boxes, respectively. The vertical lines on the points give the total uncertainties in the data, and the horizontal lines show the bin widths. The two lower panels in each plot give the ratios of the FONLL predictions to the CMS and ATLAS data, shown by circles and squares, respectively.

the LHCb Collaboration [13]. Since the η acceptances of the CMS and LHCb experiments differ, the two measurements are complementary and the results presented in this paper extend the reconstruction to a rapidity region not covered by LHCb. The two measurements are compared in Fig. 10 for the LHCb rapidity bin closest to the CMS fiducial region, together with the FONLL predictions. The CMS measurements are shown for $p_T < 16$ GeV to allow a better comparison with the LHCb results. Again, both sets of measurements are in reasonable agreement with the FONLL predictions.

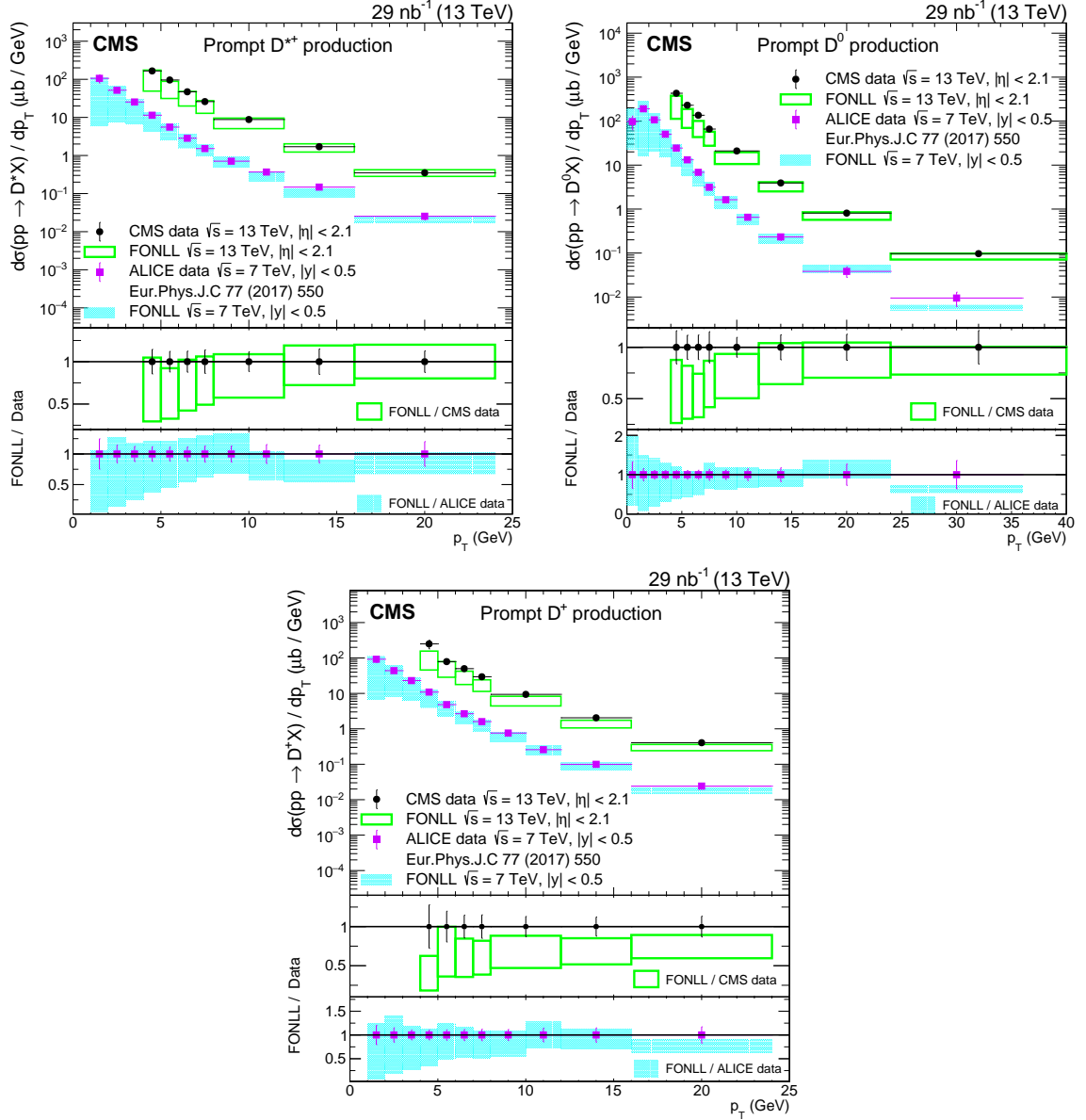


Figure 8: Differential cross section $d\sigma/dp_T$ for prompt $D^{*\pm}$ (upper left), $D^0 + \bar{D}^0$ (upper right) and D^\pm (lower) meson production with $p_T < 24$ GeV from CMS (black circles, this paper) at $\sqrt{s} = 13$ TeV and ALICE [9] (magenta squares) at $\sqrt{s} = 7$ TeV and $|y| < 0.5$. The corresponding predictions from FONLL are shown by the unfilled and filled boxes, respectively. The cross section definition by ALICE includes a factor of 1/2 that accounts for the fact that the measured yields include particles and antiparticles while the cross sections are given for particles only. The same is true for the corresponding FONLL predictions, as well. The vertical lines on the points give the total uncertainties in the data, and the horizontal lines show the bin widths. The two lower panels in each plot give the ratios of the FONLL predictions to the CMS and ALICE data, shown by circles and squares, respectively.

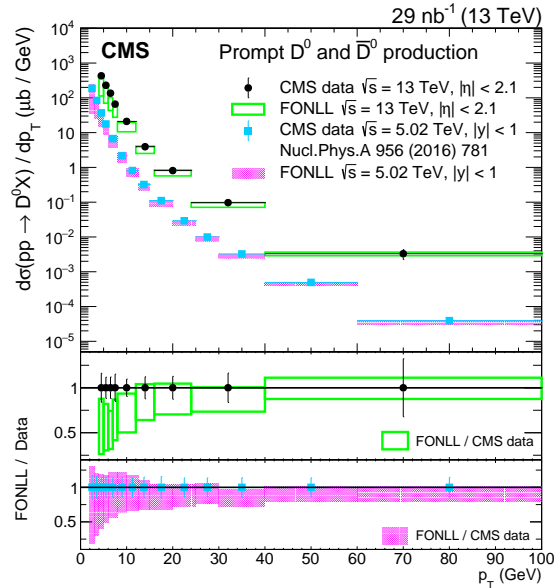


Figure 9: Differential cross section $d\sigma/dp_T$ for the prompt $D^0 + \bar{D}^0$ meson production from CMS at $\sqrt{s} = 13$ TeV (black circles, this paper) and 5.02 TeV [4] (light blue squares) for $|y| < 1$. The corresponding FONLL predictions are shown by the unfilled and filled boxes, respectively. The vertical lines on the points give the total uncertainty in the data, and the horizontal lines show the bin widths. The two lower panels give the ratios of the FONLL predictions to the CMS data at $\sqrt{s} = 13$ TeV and 5.02 TeV, shown by circles and squares, respectively.

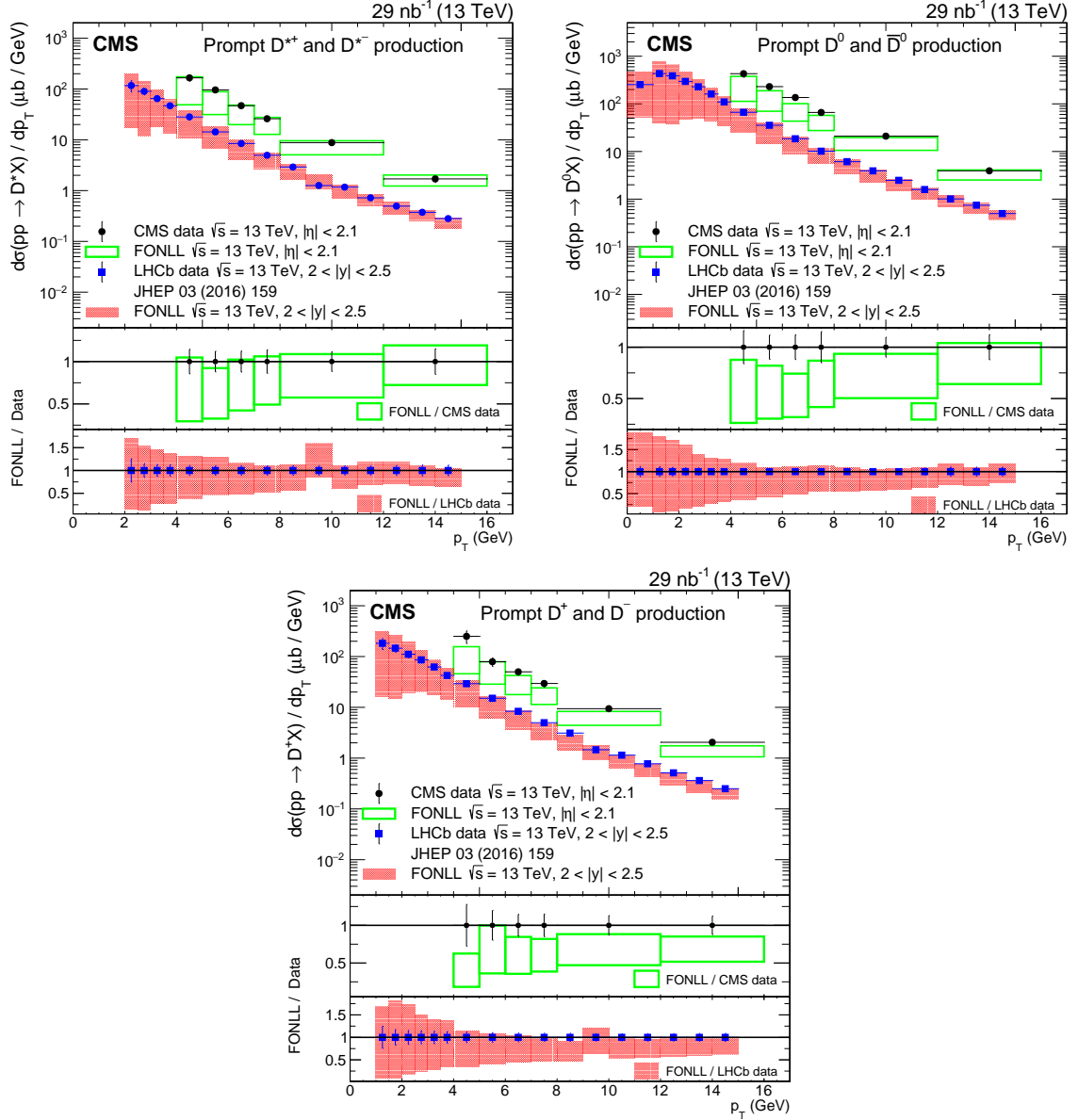


Figure 10: Differential cross section $d\sigma/dp_T$ for prompt $D^{*\pm}$ (upper left), $D^0 + \bar{D}^0$ (upper right) and D^\pm (lower) meson production at $\sqrt{s} = 13$ TeV with $p_T < 16$ GeV for CMS (black circles, this paper) for $|\eta| < 2.1$ and LHCb [13] (blue squares) for $2 < |y| < 2.5$. The corresponding FONLL predictions are shown by the unfilled and filled boxes, respectively. To simplify the results representation, the equivalence between $d\sigma/dp_T$ for $2 < |y| < 2.5$ and $d^2\sigma/dp_T dy$ for $2 < y < 2.5$, as in the original publication, has been used. The vertical lines on the points give the total uncertainty in the data, and the horizontal lines show the bin widths. The two lower panels in each plot give the ratios of the FONLL predictions to the CMS and LHCb data, shown by circles and squares, respectively.

7 Summary

The differential cross sections $d\sigma/dp_T$ and $d\sigma/d|\eta|$ for prompt charm meson ($D^{*\pm}$, D^0 (\bar{D}^0), and D^\pm) production are measured in the transverse momentum range $4 < p_T < 100$ GeV and pseudorapidity $|\eta| < 2.1$, using data collected by the CMS experiment in proton-proton collisions in 2016 at $\sqrt{s} = 13$ TeV, corresponding to an integrated luminosity of 29 nb^{-1} . The charm mesons were identified with signal invariant mass peaks of high statistical significance. The contamination arising from nonprompt D mesons originating from b hadron decays was removed using Monte Carlo event simulations, validated by measurements.

The measured cross section values are compared to predictions from a theoretical calculation and several different Monte Carlo generators. The agreement with the various models can be considered fair, but no single Monte Carlo simulation or theoretical prediction describes the data well over the entire kinematic range. The measurements tend to favor a higher cross section than predicted by the FONLL calculations [17, 18] and lower than estimated by the PYTHIA event generators [15, 16]. The cross section predictions from the different PYTHIA tunes differ in both normalization and shape, which confirms that the description of the data provided by the models is sensitive to further model improvements. Overall, the best description is obtained by the upper edge of the FONLL uncertainty band, which could be taken as a reference prediction for background estimations for other processes, over the full kinematic range covered by all the LHC measurements. By confirming this finding in kinematic regions not previously covered, this measurement makes a contribution to the understanding of charm meson production in hadronic collisions, which is still dominated by large uncertainties in the present theoretical models.

Acknowledgments

We congratulate our colleagues in the CERN accelerator departments for the excellent performance of the LHC and thank the technical and administrative staffs at CERN and at other CMS institutes for their contributions to the success of the CMS effort. In addition, we gratefully acknowledge the computing centers and personnel of the Worldwide LHC Computing Grid and other centers for delivering so effectively the computing infrastructure essential to our analyses. Finally, we acknowledge the enduring support for the construction and operation of the LHC, the CMS detector, and the supporting computing infrastructure provided by the following funding agencies: BMBWF and FWF (Austria); FNRS and FWO (Belgium); CNPq, CAPES, FAPERJ, FAPERGS, and FAPESP (Brazil); MES (Bulgaria); CERN; CAS, MoST, and NSFC (China); MINCIENCIAS (Colombia); MSES and CSF (Croatia); RIF (Cyprus); SENESCYT (Ecuador); MoER, ERC PUT and ERDF (Estonia); Academy of Finland, MEC, and HIP (Finland); CEA and CNRS/IN2P3 (France); BMBF, DFG, and HGF (Germany); GSRT (Greece); NK-FIA (Hungary); DAE and DST (India); IPM (Iran); SFI (Ireland); INFN (Italy); MSIP and NRF (Republic of Korea); MES (Latvia); LAS (Lithuania); MOE and UM (Malaysia); BUAP, CINVESTAV, CONACYT, LNS, SEP, and UASLP-FAI (Mexico); MOS (Montenegro); MBIE (New Zealand); PAEC (Pakistan); MSHE and NSC (Poland); FCT (Portugal); JINR (Dubna); MON, RosAtom, RAS, RFBR, and NRC KI (Russia); MESTD (Serbia); SEIDI, CPAN, PCTI, and FEDER (Spain); MOSTR (Sri Lanka); Swiss Funding Agencies (Switzerland); MST (Taipei); ThEPCenter, IPST, STAR, and NSTDA (Thailand); TUBITAK and TAEK (Turkey); NASU (Ukraine); STFC (United Kingdom); DOE and NSF (USA).

Individuals have received support from the Marie-Curie program and the European Research Council and Horizon 2020 Grant, contract Nos. 675440, 724704, 752730, 765710 and 824093 (Eu-

ropean Union); the Leventis Foundation; the Alfred P. Sloan Foundation; the Alexander von Humboldt Foundation; the Belgian Federal Science Policy Office; the Fonds pour la Formation à la Recherche dans l'Industrie et dans l'Agriculture (FRIA-Belgium); the Agentschap voor Innovatie door Wetenschap en Technologie (IWT-Belgium); the F.R.S.-FNRS and FWO (Belgium) under the "Excellence of Science – EOS" – be.h project n. 30820817; the Beijing Municipal Science & Technology Commission, No. Z191100007219010; the Ministry of Education, Youth and Sports (MEYS) of the Czech Republic; the Deutsche Forschungsgemeinschaft (DFG), under Germany's Excellence Strategy – EXC 2121 "Quantum Universe" – 390833306, and under project number 400140256 - GRK2497; the Lendület ("Momentum") Program and the János Bolyai Research Scholarship of the Hungarian Academy of Sciences, the New National Excellence Program ÚNKP, the NKFIA research grants 123842, 123959, 124845, 124850, 125105, 128713, 128786, and 129058 (Hungary); the Council of Science and Industrial Research, India; the Latvian Council of Science; the Ministry of Science and Higher Education and the National Science Center, contracts Opus 2014/15/B/ST2/03998 and 2015/19/B/ST2/02861 (Poland); the National Priorities Research Program by Qatar National Research Fund; the Ministry of Science and Higher Education, project no. 0723-2020-0041 (Russia); the Programa Estatal de Fomento de la Investigación Científica y Técnica de Excelencia María de Maeztu, grant MDM-2015-0509 and the Programa Severo Ochoa del Principado de Asturias; the Thalís and Aristeia programs cofinanced by EU-ESF and the Greek NSRF; the Rachadapisek Sompot Fund for Postdoctoral Fellowship, Chulalongkorn University and the Chulalongkorn Academic into Its 2nd Century Project Advancement Project (Thailand); the Kavli Foundation; the Nvidia Corporation; the SuperMicro Corporation; the Welch Foundation, contract C-1845; and the Weston Havens Foundation (USA).

References

- [1] FASER Collaboration, "Technical Proposal: FASERnu", technical report, January, 2020. [arXiv:2001.03073](https://arxiv.org/abs/2001.03073).
- [2] S. Alekhin et al., "A facility to Search for Hidden Particles at the CERN SPS: the SHiP physics case", *Rept. Prog. Phys.* **79** (2016), no. CERN-SPSC-2015-017, SPSC-P-350-ADD-1, 124201, [doi:10.1088/0034-4885/79/12/124201](https://doi.org/10.1088/0034-4885/79/12/124201), [arXiv:1504.04855](https://arxiv.org/abs/1504.04855).
- [3] SHiP Collaboration, "SND@LHC - Scattering and Neutrino Detector at the LHC", Technical Report CERN-LHCC-2021-003, LHCC-P-016, CERN, Geneva, Jan, 2021.
- [4] CMS Collaboration, "Nuclear modification factor of D^0 mesons in PbPb collisions at $\sqrt{s_{NN}} = 5.02$ TeV", *Phys. Lett. B* **782** (2018) 474, [doi:10.1016/j.physletb.2018.05.074](https://doi.org/10.1016/j.physletb.2018.05.074), [arXiv:1708.04962](https://arxiv.org/abs/1708.04962).
- [5] ATLAS Collaboration, "Measurement of $D^{*\pm}$, D^\pm and D_s^\pm meson production cross sections in pp collisions at $\sqrt{s} = 7$ TeV with the ATLAS detector", *Nucl. Phys. B* **907** (2016) 717, [doi:10.1016/j.nuclphysb.2016.04.032](https://doi.org/10.1016/j.nuclphysb.2016.04.032), [arXiv:1512.02913](https://arxiv.org/abs/1512.02913).
- [6] ALICE Collaboration, "Measurement of D^0 , D^+ , D^{*+} and D_s^+ production in pp collisions at $\sqrt{s} = 5.02$ TeV with ALICE", *Eur. Phys. J. C* **79** (2019) 388, [doi:10.1140/epjc/s10052-019-6873-6](https://doi.org/10.1140/epjc/s10052-019-6873-6), [arXiv:1901.07979](https://arxiv.org/abs/1901.07979).
- [7] ALICE Collaboration, "Measurement of beauty and charm production in pp collisions at $\sqrt{s} = 5.02$ TeV via non-prompt and prompt D mesons", *JHEP* **05** (2021) 220, [doi:10.1007/JHEP05\(2021\)220](https://doi.org/10.1007/JHEP05(2021)220), [arXiv:2102.13601](https://arxiv.org/abs/2102.13601).

-
- [8] ALICE Collaboration, “Measurement of charm production at central rapidity in proton-proton collisions at $\sqrt{s} = 7$ TeV”, *JHEP* **01** (2012) 128, doi:10.1007/JHEP01(2012)128, arXiv:1111.1553.
- [9] ALICE Collaboration, “Measurement of D-meson production at mid-rapidity in pp collisions at $\sqrt{s} = 7$ TeV”, *Eur. Phys. J. C* **77** (2017) 550, doi:10.1140/epjc/s10052-017-5090-4, arXiv:1702.00766.
- [10] ALICE Collaboration, “Measurement of prompt D^0 , Λ_c^+ , and $\Sigma_c^{0,++}$ (2455) production in pp collisions at $\sqrt{s} = 13$ TeV”, arXiv:2106.08278.
- [11] LHCb Collaboration, “Measurements of prompt charm production cross-sections in pp collisions at $\sqrt{s} = 5$ TeV”, *JHEP* **06** (2017) 147, doi:10.1007/JHEP06(2017)147, arXiv:1610.02230.
- [12] LHCb Collaboration, “Prompt charm production in pp collisions at $\sqrt{s} = 7$ TeV”, *Nucl. Phys. B* **871** (2013) 1, doi:10.1016/j.nuclphysb.2013.02.010, arXiv:1302.2864.
- [13] LHCb Collaboration, “Measurements of prompt charm production cross-sections in pp collisions at $\sqrt{s} = 13$ TeV”, *JHEP* **03** (2016) 159, doi:10.1007/JHEP03(2016)159, arXiv:1510.01707. [Erratum: doi:10.1007/JHEP09(2016)013, Erratum: doi:10.1007/JHEP05(2017)074].
- [14] “HEPData record for this analysis”. doi:10.17182/hepdata.104924.
- [15] T. Sjöstrand, S. Mrenna, and P. Z. Skands, “PYTHIA 6.4 physics and manual”, *JHEP* **05** (2006) 026, doi:10.1088/1126-6708/2006/05/026, arXiv:hep-ph/0603175.
- [16] T. Sjöstrand et al., “An introduction to PYTHIA 8.2”, *Comput. Phys. Commun.* **191** (2015) 159, doi:10.1016/j.cpc.2015.01.024, arXiv:1410.3012.
- [17] M. Cacciari, M. Greco, and P. Nason, “The p_T spectrum in heavy flavor hadroproduction”, *JHEP* **05** (1998) 007, doi:10.1088/1126-6708/1998/05/007, arXiv:hep-ph/9803400.
- [18] M. Cacciari, M. L. Mangano, and P. Nason, “Gluon PDF constraints from the ratio of forward heavy-quark production at the LHC at $\sqrt{s} = 7$ and 13 TeV”, *Eur. Phys. J. C* **75** (2015) 610, doi:10.1140/epjc/s10052-015-3814-x, arXiv:1507.06197.
- [19] CMS Collaboration, “Description and performance of track and primary-vertex reconstruction with the CMS tracker”, *JINST* **9** (2014) P10009, doi:10.1088/1748-0221/9/10/P10009, arXiv:1405.6569.
- [20] CMS Collaboration, “The CMS trigger system”, *JINST* **12** (2017) P01020, doi:10.1088/1748-0221/12/01/P01020, arXiv:1609.02366.
- [21] CMS Collaboration, “The CMS experiment at the CERN LHC”, *JINST* **3** (2008) S08004, doi:10.1088/1748-0221/3/08/S08004.
- [22] CMS Collaboration, “Precision luminosity measurement in proton-proton collisions at $\sqrt{s} = 13$ TeV in 2015 and 2016 at CMS”, 2021. arXiv:2104.01927. Submitted to *Eur. Phys. J. C*.

- [23] M. Cacciari, G. P. Salam, and G. Soyez, “The anti- k_T jet clustering algorithm”, *JHEP* **04** (2008) 063, doi:10.1088/1126-6708/2008/04/063, arXiv:0802.1189.
- [24] M. Cacciari, G. P. Salam, and G. Soyez, “FastJet user manual”, *Eur. Phys. J. C* **72** (2012) 1896, doi:10.1140/epjc/s10052-012-1896-2, arXiv:1111.6097.
- [25] D. J. Lange, “The EvtGen particle decay simulation package”, *Nucl. Instrum. Meth. A* **462** (2001) 152, doi:10.1016/S0168-9002(01)00089-4.
- [26] GEANT4 Collaboration, “GEANT4—A simulation toolkit”, *Nucl. Instrum. Meth. A* **506** (2003) 250, doi:10.1016/S0168-9002(03)01368-8.
- [27] Particle Data Group, M. Tanabashi et al., “Review of particle physics”, *Phys. Rev. D* **98** (2018) 030001, doi:10.1103/PhysRevD.98.030001.
- [28] CMS Collaboration, “Measurement of tracking efficiency”, CMS Physics Analysis Summary CMS-PAS-TRK-10-002, 2010.
- [29] CMS Collaboration, “Event generator tunes obtained from underlying event and multiparton scattering measurements”, *Eur. Phys. J. C* **76** (2016) 155, doi:10.1140/epjc/s10052-016-3988-x, arXiv:1512.00815.
- [30] CMS Collaboration, “Studies of beauty suppression via nonprompt D^0 mesons in Pb-Pb collisions at $Q^2 = 4 \text{ GeV}^2$ ”, *Phys. Rev. Lett.* **123** (2019) 022001, doi:10.1103/PhysRevLett.123.022001, arXiv:1810.11102.
- [31] CMS Collaboration, “Tracking POG results for pion efficiency with the D^* meson using data from 2016 and 2017”, CMS Detector Performance Note CMS-DP-2018-050, 2018.
- [32] M. J. Oreglia, “A study of the reactions $\psi' \rightarrow \gamma\gamma\psi$ ”. PhD thesis, Stanford University, 1980. SLAC Report SLAC-R-236.
- [33] J. E. Gaiser, “Charmonium spectroscopy from radiative decays of the J/ψ and ψ' ”. PhD thesis, Stanford University, 1982. SLAC Report SLAC-R-255.
- [34] CMS Collaboration, “CMS luminosity measurements for the 2016 data taking period”, CMS Physics Analysis Summary CMS-PAS-LUM-17-001, 2017.
- [35] M. Lisovskyi, A. Verbytskyi, and O. Zenaiev, “Combined analysis of charm-quark fragmentation-fraction measurements”, *Eur. Phys. J. C* **76** (2016) 397, doi:10.1140/epjc/s10052-016-4246-y, arXiv:1509.01061.
- [36] ALICE Collaboration, “Charm-quark fragmentation fractions and production cross section at midrapidity in pp collisions at the LHC”, arXiv:2105.06335.
- [37] ALICE Collaboration, “ Λ_c^+ production in pp collisions at $\sqrt{s} = 7 \text{ TeV}$ and in p-Pb collisions at $\sqrt{s_{NN}} = 5.02 \text{ TeV}$ ”, *JHEP* **04** (2018) 108, doi:10.1007/JHEP04(2018)108, arXiv:1712.09581.
- [38] ALICE Collaboration, “ Λ_c^+ production and baryon-to-meson ratios in pp and p-Pb collisions at $\sqrt{s_{NN}} = 5.02 \text{ TeV}$ at the LHC”, arXiv:2011.06078.
- [39] ALICE Collaboration, “ Λ_c^+ production in pp and in p-Pb collisions at $\sqrt{s_{NN}} = 5.02 \text{ TeV}$ ”, arXiv:2011.06079.

- [40] CMS Collaboration, "Production of Λ_c^+ baryons in proton-proton and lead-lead collisions at $\sqrt{s_{\text{NN}}} = 5.02$ TeV", *Phys. Lett. B* **803** (2020) 135328, doi:10.1016/j.physletb.2020.135328, arXiv:1906.03322.
- [41] CMS Collaboration, "Study of the underlying event at forward rapidity in pp collisions at $\sqrt{s} = 0.9, 2.76,$ and 7 TeV", *JHEP* **04** (2013) 072, doi:10.1007/JHEP04(2013)072, arXiv:1302.2394.
- [42] R. Field, "Early LHC underlying event data - findings and surprises", in *22nd Hadron Collider Physics Symposium (HCP 2010)*, W. Trischuk, ed. Toronto, 2010. arXiv:1010.3558.
- [43] ATLAS Collaboration, "Summary of ATLAS Pythia 8 tunes", Technical Report ATL-PHYS-PUB-2012-003, 8, 2012.
- [44] R. Corke and T. Sjöstrand, "Interleaved parton showers and tuning prospects", *JHEP* **03** (2011) 032, doi:10.1007/JHEP03(2011)032, arXiv:1011.1759.
- [45] P. Skands, S. Carrazza, and J. Rojo, "Tuning PYTHIA 8.1: the Monash 2013 tune", *Eur. Phys. J. C* **74** (2014) 3024, doi:10.1140/epjc/s10052-014-3024-y, arXiv:1404.5630.
- [46] CMS Collaboration, "Extraction and validation of a new set of CMS PYTHIA8 tunes from underlying-event measurements", *Eur. Phys. J. C* **80** (2020) 4, doi:10.1140/epjc/s10052-019-7499-4, arXiv:1903.12179.

A The CMS Collaboration

Yerevan Physics Institute, Yerevan, Armenia

A. Tumasyan

Institut für Hochenergiephysik, Wien, Austria

W. Adam, F. Ambrogio, T. Bergauer, M. Dragicevic, J. Erö, A. Escalante Del Valle, R. Frühwirth¹, M. Jeitler¹, N. Krammer, L. Lechner, D. Liko, T. Madlener, I. Mikulec, F.M. Pitters, N. Rad, J. Schieck¹, R. Schöfbeck, M. Spanring, S. Templ, W. Waltenberger, C.-E. Wulz¹, M. Zarucki

Institute for Nuclear Problems, Minsk, Belarus

V. Chekhovsky, A. Litomin, V. Makarenko, J. Suarez Gonzalez

Universiteit Antwerpen, Antwerpen, Belgium

M.R. Darwish², E.A. De Wolf, D. Di Croce, X. Janssen, T. Kello³, A. Lelek, M. Pieters, H. Rejeb Sfar, H. Van Haevermaet, P. Van Mechelen, S. Van Putte, N. Van Remortel

Vrije Universiteit Brussel, Brussel, Belgium

F. Blekman, E.S. Bols, S.S. Chhibra, J. D'Hondt, J. De Clercq, D. Lontkovskyi, S. Lowette, I. Marchesini, S. Moortgat, A. Morton, Q. Python, S. Tavernier, W. Van Doninck, P. Van Mulders

Université Libre de Bruxelles, Bruxelles, Belgium

D. Beghin, B. Bilin, B. Clerbaux, G. De Lentdecker, H. Delannoy, B. Dorney, L. Favart, A. Grebenyuk, A.K. Kalsi, I. Makarenko, L. Moureaux, L. Pétré, A. Popov, N. Postiau, E. Starling, L. Thomas, C. Vander Velde, P. Vanlaer, D. Vannerom, L. Wezenbeek

Ghent University, Ghent, Belgium

T. Cornelis, D. Dobur, M. Gruchala, I. Khvastunov⁴, M. Niedziela, C. Roskas, K. Skovpen, M. Tytgat, W. Verbeke, B. Vermassen, M. Vit

Université Catholique de Louvain, Louvain-la-Neuve, Belgium

G. Bruno, F. Bury, C. Caputo, P. David, C. Delaere, M. Delcourt, I.S. Donertas, A. Giammanco, V. Lemaître, K. Mondal, J. Prisciandaro, A. Taliencio, M. Teklishyn, P. Vischia, S. Wuyckens, J. Zobec

Centro Brasileiro de Pesquisas Físicas, Rio de Janeiro, Brazil

G.A. Alves, G. Correia Silva, C. Hensel, A. Moraes

Universidade do Estado do Rio de Janeiro, Rio de Janeiro, Brazil

W.L. Aldá Júnior, E. Belchior Batista Das Chagas, H. BRANDAO MALBOUISSON, W. Carvalho, J. Chinellato⁵, E. Coelho, E.M. Da Costa, G.G. Da Silveira⁶, D. De Jesus Damiao, S. Fonseca De Souza, J. Martins⁷, D. Matos Figueiredo, M. Medina Jaime⁸, M. Melo De Almeida, C. Mora Herrera, L. Mundim, H. Nogima, P. Rebello Teles, L.J. Sanchez Rosas, A. Santoro, S.M. Silva Do Amaral, A. Sznajder, M. Thiel, E.J. Tonelli Manganote⁵, F. Torres Da Silva De Araujo, A. Vilela Pereira

Universidade Estadual Paulista ^a, Universidade Federal do ABC ^b, São Paulo, Brazil

C.A. Bernardes^a, L. Calligaris^a, T.R. Fernandez Perez Tomei^a, E.M. Gregores^b, D.S. Lemos^a, P.G. Mercadante^b, S.F. Novaes^a, Sandra S. Padula^a

Institute for Nuclear Research and Nuclear Energy, Bulgarian Academy of Sciences, Sofia, Bulgaria

A. Aleksandrov, G. Antchev, I. Atanasov, R. Hadjiiska, P. Iaydjiev, M. Misheva, M. Rodozov, M. Shopova, G. Sultanov

University of Sofia, Sofia, Bulgaria

M. Bonchev, A. Dimitrov, T. Ivanov, L. Litov, B. Pavlov, P. Petkov, A. Petrov

Beihang University, Beijing, China

W. Fang³, Q. Guo, H. Wang, L. Yuan

Department of Physics, Tsinghua University, Beijing, China

M. Ahmad, Z. Hu, Y. Wang

Institute of High Energy Physics, Beijing, China

E. Chapon, G.M. Chen⁹, H.S. Chen⁹, M. Chen, D. Leggat, H. Liao, Z. Liu, R. Sharma, A. Spiezia, J. Tao, J. Thomas-wilsker, J. Wang, H. Zhang, S. Zhang⁹, J. Zhao

State Key Laboratory of Nuclear Physics and Technology, Peking University, Beijing, China

A. Agapitos, Y. Ban, C. Chen, A. Levin, Q. Li, M. Lu, X. Lyu, Y. Mao, S.J. Qian, D. Wang, Q. Wang, J. Xiao

Sun Yat-Sen University, Guangzhou, China

Z. You

Institute of Modern Physics and Key Laboratory of Nuclear Physics and Ion-beam Application (MOE) - Fudan University, Shanghai, China

X. Gao³

Zhejiang University, Hangzhou, China

M. Xiao

Universidad de Los Andes, Bogota, Colombia

C. Avila, A. Cabrera, C. Florez, J. Fraga, A. Sarkar, M.A. Segura Delgado

Universidad de Antioquia, Medellin, Colombia

J. Jaramillo, J. Mejia Guisao, F. Ramirez, J.D. Ruiz Alvarez, C.A. Salazar González, N. Vanegas Arbelaez

University of Split, Faculty of Electrical Engineering, Mechanical Engineering and Naval Architecture, Split, Croatia

D. Giljanovic, N. Godinovic, D. Lelas, I. Puljak, T. Sculac

University of Split, Faculty of Science, Split, Croatia

Z. Antunovic, M. Kovac

Institute Rudjer Boskovic, Zagreb, Croatia

V. Brigljevic, D. Ferencek, D. Majumder, B. Mesic, M. Roguljic, A. Starodumov¹⁰, T. Susa

University of Cyprus, Nicosia, Cyprus

M.W. Ather, A. Attikis, E. Erodotou, A. Ioannou, G. Kole, M. Kolosova, S. Konstantinou, G. Mavromanolakis, J. Mousa, C. Nicolaou, F. Ptochos, P.A. Razis, H. Rykaczewski, H. Saka, D. Tsiakkouri

Charles University, Prague, Czech Republic

M. Finger¹¹, M. Finger Jr.¹¹, A. Kveton, J. Tomsa

Escuela Politecnica Nacional, Quito, Ecuador

E. Ayala

Universidad San Francisco de Quito, Quito, Ecuador

E. Carrera Jarrin

Academy of Scientific Research and Technology of the Arab Republic of Egypt, Egyptian Network of High Energy Physics, Cairo, Egypt

A.A. Abdelalim^{12,13}, S. Abu Zeid¹⁴, S. Khalil¹³

Center for High Energy Physics (CHEP-FU), Fayoum University, El-Fayoum, Egypt

A. Lotfy, M.A. Mahmoud

National Institute of Chemical Physics and Biophysics, Tallinn, Estonia

S. Bhowmik, A. Carvalho Antunes De Oliveira, R.K. Dewanjee, K. Ehataht, M. Kadastik, M. Raidal, C. Veelken

Department of Physics, University of Helsinki, Helsinki, Finland

P. Eerola, L. Forthomme, H. Kirschenmann, K. Osterberg, M. Voutilainen

Helsinki Institute of Physics, Helsinki, Finland

E. Brücken, F. Garcia, J. Havukainen, V. Karimäki, M.S. Kim, R. Kinnunen, T. Lampén, K. Lassila-Perini, S. Laurila, S. Lehti, T. Lindén, H. Siikonen, E. Tuominen, J. Tuominiemi

Lappeenranta University of Technology, Lappeenranta, Finland

P. Luukka, T. Tuuva

IRFU, CEA, Université Paris-Saclay, Gif-sur-Yvette, France

C. Amendola, M. Besancon, F. Couderc, M. Dejardin, D. Denegri, J.L. Faure, F. Ferri, S. Ganjour, A. Givernaud, P. Gras, G. Hamel de Monchenault, P. Jarry, B. Lenzi, E. Locci, J. Malcles, J. Rander, A. Rosowsky, M.Ö. Sahin, A. Savoy-Navarro¹⁵, M. Titov, G.B. Yu

Laboratoire Leprince-Ringuet, CNRS/IN2P3, Ecole Polytechnique, Institut Polytechnique de Paris, Palaiseau, France

S. Ahuja, F. Beaudette, M. Bonanomi, A. Buchot Perraguin, P. Busson, C. Charlot, O. Davignon, B. Diab, G. Falmagne, R. Granier de Cassagnac, A. Hakimi, I. Kucher, A. Lobanov, C. Martin Perez, M. Nguyen, C. Ochando, P. Paganini, J. Rembser, R. Salerno, J.B. Sauvan, Y. Sirois, A. Zabi, A. Zghiche

Université de Strasbourg, CNRS, IPHC UMR 7178, Strasbourg, France

J.-L. Agram¹⁶, J. Andrea, D. Bloch, G. Bourgatte, J.-M. Brom, E.C. Chabert, C. Collard, J.-C. Fontaine¹⁶, D. Gelé, U. Goerlach, C. Grimault, A.-C. Le Bihan, P. Van Hove

Institut de Physique des 2 Infinis de Lyon (IP2I), Villeurbanne, France

E. Asilar, S. Beauceron, C. Bernet, G. Boudoul, C. Camen, A. Carle, N. Chanon, D. Contardo, P. Depasse, H. El Mamouni, J. Fay, S. Gascon, M. Gouzevitch, B. Ille, Sa. Jain, I.B. Laktineh, H. Lattaud, A. Lesauvage, M. Lethuillier, L. Mirabito, L. Torterotot, G. Touquet, M. Vander Donckt, S. Viret

Georgian Technical University, Tbilisi, Georgia

A. Khvedelidze¹¹, Z. Tsamalaidze¹¹

RWTH Aachen University, I. Physikalisches Institut, Aachen, Germany

L. Feld, K. Klein, M. Lipinski, D. Meuser, A. Pauls, M. Preuten, M.P. Rauch, J. Schulz, M. Teroerde

RWTH Aachen University, III. Physikalisches Institut A, Aachen, Germany

D. Eliseev, M. Erdmann, P. Fackeldey, B. Fischer, S. Ghosh, T. Hebbeker, K. Hoepfner, H. Keller, L. Mastrolorenzo, M. Merschmeyer, A. Meyer, P. Millet, G. Mocellin, S. Mondal, S. Mukherjee, D. Noll, A. Novak, T. Pook, A. Pozdnyakov, T. Quast, M. Radziej, Y. Rath, H. Reithler, J. Roemer, A. Schmidt, S.C. Schuler, A. Sharma, S. Wiedenbeck, S. Zaleski

RWTH Aachen University, III. Physikalisches Institut B, Aachen, Germany

C. Dziwok, G. Flügge, W. Haj Ahmad¹⁷, O. Hlushchenko, T. Kress, A. Nowack, C. Pistone, O. Pooth, D. Roy, H. Sert, A. Stahl¹⁸, T. Ziemons

Deutsches Elektronen-Synchrotron, Hamburg, Germany

H. Aarup Petersen, M. Aldaya Martin, P. Asmuss, I. Babounikau, S. Baxter, O. Behnke, A. Bermúdez Martínez, A.A. Bin Anuar, K. Borrás¹⁹, V. Botta, D. Brunner, A. Campbell, A. Cardini, P. Connor, S. Consuegra Rodríguez, V. Danilov, A. De Wit, M.M. Defranchis, L. Didukh, D. Domínguez Damiani, G. Eckerlin, D. Eckstein, T. Eichhorn, A. Elwood, L.I. Estevez Banos, E. Gallo²⁰, A. Geiser, A. Giraldi, A. Grohsjean, M. Guthoff, A. Harb, A. Jafari²¹, N.Z. Jomhari, H. Jung, A. Kasem¹⁹, M. Kasemann, H. Kaveh, C. Kleinwort, J. Knolle, D. Krücker, W. Lange, T. Lenz, J. Lidrych, K. Lipka, W. Lohmann²², R. Mankel, I.-A. Melzer-Pellmann, J. Metwally, A.B. Meyer, M. Meyer, M. Missiroli, J. Mnich, A. Mussgiller, V. Myronenko, Y. Otarid, D. Pérez Adán, S.K. Pflitsch, D. Pitzl, A. Raspereza, A. Saggio, A. Saibel, M. Savitskyi, V. Scheurer, P. Schütze, C. Schwanenberger, R. Shevchenko, A. Singh, R.E. Sosa Ricardo, H. Tholen, N. Tonon, O. Turkot, A. Vagnerini, M. Van De Klundert, R. Walsh, D. Walter, Y. Wen, K. Wichmann, C. Wissing, S. Wuchterl, Y. Yang, O. Zenaiev, R. Zlebcik

University of Hamburg, Hamburg, Germany

R. Aggleton, S. Bein, L. Benato, A. Benecke, K. De Leo, T. Dreyer, A. Ebrahimi, M. Eich, F. Feindt, A. Fröhlich, C. Garbers, E. Garutti, P. Gunnellini, J. Haller, A. Hinzmann, A. Karavdina, G. Kasieczka, R. Klanner, R. Kogler, V. Kutzner, J. Lange, T. Lange, A. Malara, J. Multhaupt, C.E.N. Niemeyer, A. Nigamova, K.J. Pena Rodriguez, O. Rieger, P. Schleper, S. Schumann, J. Schwandt, D. Schwarz, J. Sonneveld, H. Stadie, G. Steinbrück, B. Vormwald, I. Zoi

Karlsruher Institut fuer Technologie, Karlsruhe, Germany

M. Baselga, S. Baur, J. Bechtel, T. Berger, E. Butz, R. Caspart, T. Chwalek, W. De Boer, A. Dierlamm, A. Droll, K. El Morabit, N. Faltermann, K. Flöh, M. Giffels, A. Gottmann, F. Hartmann¹⁸, C. Heidecker, U. Husemann, M.A. Iqbal, I. Katkov²³, P. Keicher, R. Koppenhöfer, S. Maier, M. Metzler, S. Mitra, M.U. Mozer, D. Müller, Th. Müller, M. Musich, G. Quast, K. Rabbertz, J. Rauser, D. Savoiiu, D. Schäfer, M. Schnepf, M. Schröder, D. Seith, I. Shvetsov, H.J. Simonis, R. Ulrich, M. Wassmer, M. Weber, C. Wöhrmann, R. Wolf, S. Wozniewski

Institute of Nuclear and Particle Physics (INPP), NCSR Demokritos, Aghia Paraskevi, Greece

G. Anagnostou, P. Asenov, G. Daskalakis, T. Gerasis, A. Kyriakis, D. Loukas, G. Paspalaki, A. Stakia

National and Kapodistrian University of Athens, Athens, Greece

M. Diamantopoulou, D. Karasavvas, G. Karathanasis, P. Kontaxakis, C.K. Koraka, A. Manousakis-katsikakis, A. Panagiotou, I. Papavergou, N. Saoulidou, K. Theofilatos, K. Vellidis, E. Vourliotis

National Technical University of Athens, Athens, Greece

G. Bakas, K. Kousouris, I. Papakrivopoulos, G. Tsipolitis, A. Zacharopoulou

University of Ioánnina, Ioánnina, Greece

I. Evangelou, C. Foudas, P. Giannelos, P. Katsoulis, P. Kokkas, S. Mallios, K. Manitará, N. Manthos, I. Papadopoulos, J. Stroligas

MTA-ELTE Lendület CMS Particle and Nuclear Physics Group, Eötvös Loránd University,

Budapest, Hungary

M. Bartók²⁴, R. Chudasama, M. Csanad, M.M.A. Gadallah²⁵, S. Lökös²⁶, P. Major, K. Mandal, A. Mehta, G. Pasztor, O. Surányi, G.I. Veres

Wigner Research Centre for Physics, Budapest, Hungary

G. Bencze, C. Hajdu, D. Horvath²⁷, F. Sikler, V. Veszpremi, G. Vesztergombi[†]

Institute of Nuclear Research ATOMKI, Debrecen, Hungary

S. Czellar, J. Karancki²⁴, J. Molnar, Z. Szillasi, D. Teyssier

Institute of Physics, University of Debrecen, Debrecen, Hungary

P. Raics, Z.L. Trocsanyi, B. Ujvari

Karoly Robert Campus, MATE Institute of Technology

T. Csorgo, F. Nemes, T. Novak

Indian Institute of Science (IISc), Bangalore, India

S. Choudhury, J.R. Komaragiri, D. Kumar, L. Panwar, P.C. Tiwari

National Institute of Science Education and Research, HBNI, Bhubaneswar, India

S. Bahinipati²⁸, D. Dash, C. Kar, P. Mal, T. Mishra, V.K. Muraleedharan Nair Bindhu, A. Nayak²⁹, D.K. Sahoo²⁸, N. Sur, S.K. Swain

Panjab University, Chandigarh, India

S. Bansal, S.B. Beri, V. Bhatnagar, S. Chauhan, N. Dhingra³⁰, R. Gupta, A. Kaur, S. Kaur, P. Kumari, M. Lohan, M. Meena, K. Sandeep, S. Sharma, J.B. Singh, A.K. Viridi

University of Delhi, Delhi, India

A. Ahmed, A. Bhardwaj, B.C. Choudhary, R.B. Garg, M. Gola, S. Keshri, A. Kumar, M. Naimuddin, P. Priyanka, K. Ranjan, A. Shah

Saha Institute of Nuclear Physics, HBNI, Kolkata, India

M. Bharti³¹, R. Bhattacharya, S. Bhattacharya, D. Bhowmik, S. Dutta, S. Ghosh, B. Gomber³², M. Maity³³, S. Nandan, P. Palit, A. Purohit, P.K. Rout, G. Saha, S. Sarkar, M. Sharan, B. Singh³¹, S. Thakur³¹

Indian Institute of Technology Madras, Madras, India

P.K. Behera, S.C. Behera, P. Kalbhor, A. Muhammad, R. Pradhan, P.R. Pujahari, A. Sharma, A.K. Sikdar

Bhabha Atomic Research Centre, Mumbai, India

D. Dutta, V. Jha, V. Kumar, D.K. Mishra, K. Naskar³⁴, P.K. Netrakanti, L.M. Pant, P. Shukla

Tata Institute of Fundamental Research-A, Mumbai, India

T. Aziz, M.A. Bhat, S. Dugad, R. Kumar Verma, U. Sarkar

Tata Institute of Fundamental Research-B, Mumbai, India

S. Banerjee, S. Bhattacharya, S. Chatterjee, P. Das, M. Guchait, S. Karmakar, S. Kumar, G. Majumder, K. Mazumdar, S. Mukherjee, D. Roy, N. Sahoo

Indian Institute of Science Education and Research (IISER), Pune, India

S. Dube, B. Kansal, A. Kapoor, K. Kothekar, S. Pandey, A. Rane, A. Rastogi, S. Sharma

Department of Physics, Isfahan University of Technology, Isfahan, Iran

H. Bakhshiansohi³⁵

Institute for Research in Fundamental Sciences (IPM), Tehran, IranS. Chenarani³⁶, S.M. Etesami, M. Khakzad, M. Mohammadi Najafabadi**University College Dublin, Dublin, Ireland**

M. Felcini, M. Grunewald

INFN Sezione di Bari ^a, Università di Bari ^b, Politecnico di Bari ^c, Bari, ItalyM. Abbrescia^{a,b}, R. Aly^{a,b,37}, C. Aruta^{a,b}, A. Colaleo^a, D. Creanza^{a,c}, N. De Filippis^{a,c}, M. De Palma^{a,b}, A. Di Florio^{a,b}, A. Di Pilato^{a,b}, W. Elmetenawee^{a,b}, L. Fiore^a, A. Gelmi^{a,b}, M. Gul^a, G. Iaselli^{a,c}, M. Ince^{a,b}, S. Lezki^{a,b}, G. Maggi^{a,c}, M. Maggi^a, I. Margjeka^{a,b}, J.A. Merlin^a, S. My^{a,b}, S. Nuzzo^{a,b}, A. Pompili^{a,b}, G. Pugliese^{a,c}, A. Ranieri^a, G. Selvaggi^{a,b}, L. Silvestris^a, F.M. Simone^{a,b}, R. Venditti^a, P. Verwilligen^a**INFN Sezione di Bologna ^a, Università di Bologna ^b, Bologna, Italy**G. Abbiendi^a, C. Battilana^{a,b}, D. Bonacorsi^{a,b}, L. Borgonovi^{a,b}, S. Braibant-Giacomelli^{a,b}, R. Campanini^{a,b}, P. Capiluppi^{a,b}, A. Castro^{a,b}, F.R. Cavallo^a, C. Ciocca^a, M. Cuffiani^{a,b}, G.M. Dallavalle^a, T. Diotallevi^{a,b}, F. Fabbri^a, A. Fanfani^{a,b}, E. Fontanesi^{a,b}, P. Giacomelli^a, L. Giommi^{a,b}, C. Grandi^a, L. Guiducci^{a,b}, F. Iemmi^{a,b}, S. Lo Meo^{a,38}, S. Marcellini^a, G. Masetti^a, F.L. Navarria^{a,b}, A. Perrotta^a, F. Primavera^{a,b}, T. Rovelli^{a,b}, G.P. Siroli^{a,b}, N. Tosi^a**INFN Sezione di Catania ^a, Università di Catania ^b, Catania, Italy**S. Albergo^{a,b,39}, S. Costa^{a,b,39}, A. Di Mattia^a, R. Potenza^{a,b}, A. Tricomi^{a,b,39}, C. Tuve^{a,b}**INFN Sezione di Firenze ^a, Università di Firenze ^b, Firenze, Italy**G. Barbagli^a, A. Cassese^a, R. Ceccarelli^{a,b}, V. Ciulli^{a,b}, C. Civinini^a, R. D'Alessandro^{a,b}, F. Fiori^a, E. Focardi^{a,b}, G. Latino^{a,b}, P. Lenzi^{a,b}, M. Lizzo^{a,b}, M. Meschini^a, S. Paoletti^a, R. Seidita^{a,b}, G. Sguazzoni^a, L. Viliani^a**INFN Laboratori Nazionali di Frascati, Frascati, Italy**

L. Benussi, S. Bianco, D. Piccolo

INFN Sezione di Genova ^a, Università di Genova ^b, Genova, ItalyM. Bozzo^{a,b}, F. Ferro^a, R. Mulargia^{a,b}, E. Robutti^a, S. Tosi^{a,b}**INFN Sezione di Milano-Bicocca ^a, Università di Milano-Bicocca ^b, Milano, Italy**A. Benaglia^a, A. Beschi^{a,b}, F. Brivio^{a,b}, F. Cetorelli^{a,b}, V. Ciriolo^{a,b,18}, F. De Guio^{a,b}, M.E. Dinardo^{a,b}, P. Dini^a, S. Gennai^a, A. Ghezzi^{a,b}, P. Govoni^{a,b}, L. Guzzi^{a,b}, M. Malberti^a, S. Malvezzi^a, D. Menasce^a, F. Monti^{a,b}, L. Moroni^a, M. Paganoni^{a,b}, D. Pedrini^a, S. Ragazzi^{a,b}, T. Tabarelli de Fatis^{a,b}, D. Valsecchi^{a,b,18}, D. Zuolo^{a,b}**INFN Sezione di Napoli ^a, Università di Napoli 'Federico II' ^b, Napoli, Italy, Università della Basilicata ^c, Potenza, Italy, Università G. Marconi ^d, Roma, Italy**S. Buontempo^a, N. Cavallo^{a,c}, A. De Iorio^{a,b}, F. Fabozzi^{a,c}, F. Fienga^a, A.O.M. Iorio^{a,b}, L. Layer^{a,b}, L. Lista^{a,b}, S. Meola^{a,d,18}, P. Paolucci^{a,18}, B. Rossi^a, C. Sciacca^{a,b}, E. Voevodina^{a,b}**INFN Sezione di Padova ^a, Università di Padova ^b, Padova, Italy, Università di Trento ^c, Trento, Italy**P. Azzi^a, N. Bacchetta^a, D. Bisello^{a,b}, A. Boletti^{a,b}, A. Bragagnolo^{a,b}, R. Carlin^{a,b}, P. Checchia^a, P. De Castro Manzano^a, T. Dorigo^a, F. Gasparini^{a,b}, U. Gasparini^{a,b}, S.Y. Hoh^{a,b}, M. Margoni^{a,b}, A.T. Meneguzzo^{a,b}, M. Presilla^b, P. Ronchese^{a,b}, R. Rossin^{a,b}, F. Simonetto^{a,b}, G. Strong, A. Tiko^a, M. Tosi^{a,b}, H. YARAR^{a,b}, M. Zanetti^{a,b}, P. Zotto^{a,b}, A. Zucchetta^{a,b}**INFN Sezione di Pavia ^a, Università di Pavia ^b, Pavia, Italy**A. Braghieri^a, S. Calzaferri^{a,b}, D. Fiorina^{a,b}, P. Montagna^{a,b}, S.P. Ratti^{a,b}, V. Re^a, M. Ressegotti^{a,b}, C. Riccardi^{a,b}, P. Salvini^a, I. Vai^a, P. Vitulo^{a,b}

INFN Sezione di Perugia ^a, Università di Perugia ^b, Perugia, Italy

M. Biasini^{a,b}, G.M. Bilei^a, D. Ciangottini^{a,b}, L. Fanò^{a,b}, P. Lariccia^{a,b}, G. Mantovani^{a,b}, V. Mariani^{a,b}, M. Menichelli^a, F. Moscatelli^a, A. Rossi^{a,b}, A. Santocchia^{a,b}, D. Spiga^a, T. Tedeschi^{a,b}

INFN Sezione di Pisa ^a, Università di Pisa ^b, Scuola Normale Superiore di Pisa ^c, Pisa Italy, Università di Siena ^d, Siena, Italy

K. Androsov^a, P. Azzurri^a, G. Bagliesi^a, V. Bertacchi^{a,c}, L. Bianchini^a, T. Boccali^a, R. Castaldi^a, M.A. Ciocci^{a,b}, R. Dell'Orso^a, M.R. Di Domenico^{a,d}, S. Donato^a, L. Giannini^{a,c}, A. Giassi^a, M.T. Grippo^a, F. Ligabue^{a,c}, E. Manca^{a,c}, G. Mandorli^{a,c}, A. Messineo^{a,b}, F. Palla^a, G. Ramirez-Sanchez^{a,c}, A. Rizzi^{a,b}, G. Rolandi^{a,c}, S. Roy Chowdhury^{a,c}, A. Scribano^a, N. Shafiei^{a,b}, P. Spagnolo^a, R. Tenchini^a, G. Tonelli^{a,b}, N. Turini^{a,d}, A. Venturi^a, P.G. Verdini^a

INFN Sezione di Roma ^a, Sapienza Università di Roma ^b, Rome, Italy

F. Cavallari^a, M. Cipriani^{a,b}, D. Del Re^{a,b}, E. Di Marco^a, M. Diemoz^a, E. Longo^{a,b}, P. Meridiani^a, G. Organtini^{a,b}, F. Pandolfi^a, R. Paramatti^{a,b}, C. Quaranta^{a,b}, S. Rahatlou^{a,b}, C. Rovelli^a, F. Santanastasio^{a,b}, L. Soffi^{a,b}, R. Tramontano^{a,b}

INFN Sezione di Torino ^a, Università di Torino ^b, Torino, Italy, Università del Piemonte Orientale ^c, Novara, Italy

N. Amapane^{a,b}, R. Arcidiacono^{a,c}, S. Argiro^{a,b}, M. Arneodo^{a,c}, N. Bartosik^a, R. Bellan^{a,b}, A. Bellora^{a,b}, C. Biino^a, A. Cappati^{a,b}, N. Cartiglia^a, S. Cometti^a, M. Costa^{a,b}, R. Covarelli^{a,b}, N. Demaria^a, B. Kiani^{a,b}, F. Legger^a, C. Mariotti^a, S. Maselli^a, E. Migliore^{a,b}, V. Monaco^{a,b}, E. Monteil^{a,b}, M. Monteno^a, M.M. Obertino^{a,b}, G. Ortona^a, L. Pacher^{a,b}, N. Pastrone^a, M. Pelliccioni^a, G.L. Pinna Angioni^{a,b}, M. Ruspa^{a,c}, R. Salvatico^{a,b}, F. Siviero^{a,b}, V. Sola^a, A. Solano^{a,b}, D. Soldi^{a,b}, A. Staiano^a, D. Trocino^{a,b}

INFN Sezione di Trieste ^a, Università di Trieste ^b, Trieste, Italy

S. Belforte^a, V. Candelise^{a,b}, M. Casarsa^a, F. Cossutti^a, A. Da Rold^{a,b}, G. Della Ricca^{a,b}, F. Vazzoler^{a,b}

Kyungpook National University, Daegu, Korea

S. Dogra, C. Huh, B. Kim, D.H. Kim, G.N. Kim, J. Lee, S.W. Lee, C.S. Moon, Y.D. Oh, S.I. Pak, B.C. Radburn-Smith, S. Sekmen, Y.C. Yang

Chonnam National University, Institute for Universe and Elementary Particles, Kwangju, Korea

H. Kim, D.H. Moon

Hanyang University, Seoul, Korea

B. Francois, T.J. Kim, J. Park

Korea University, Seoul, Korea

S. Cho, S. Choi, Y. Go, S. Ha, B. Hong, K. Lee, K.S. Lee, J. Lim, J. Park, S.K. Park, J. Yoo

Kyung Hee University, Department of Physics, Seoul, Republic of Korea

J. Goh, A. Gurtu

Sejong University, Seoul, Korea

H.S. Kim, Y. Kim

Seoul National University, Seoul, Korea

J. Almond, J.H. Bhyun, J. Choi, S. Jeon, J. Kim, J.S. Kim, S. Ko, H. Kwon, H. Lee, K. Lee, S. Lee, K. Nam, B.H. Oh, M. Oh, S.B. Oh, H. Seo, U.K. Yang, I. Yoon

University of Seoul, Seoul, Korea

D. Jeon, J.H. Kim, B. Ko, J.S.H. Lee, I.C. Park, Y. Roh, D. Song, I.J. Watson

Yonsei University, Department of Physics, Seoul, Korea

H.D. Yoo

Sungkyunkwan University, Suwon, Korea

Y. Choi, C. Hwang, Y. Jeong, H. Lee, Y. Lee, I. Yu

College of Engineering and Technology, American University of the Middle East (AUM), Egaila, Kuwait

Y. Maghrbi

Riga Technical University, Riga, Latvia

V. Veckalns⁴⁰

Vilnius University, Vilnius, Lithuania

A. Juodagalvis, A. Rinkevicius, G. Tamulaitis

National Centre for Particle Physics, Universiti Malaya, Kuala Lumpur, Malaysia

W.A.T. Wan Abdullah, M.N. Yusli, Z. Zolkapli

Universidad de Sonora (UNISON), Hermosillo, Mexico

J.F. Benitez, A. Castaneda Hernandez, J.A. Murillo Quijada, L. Valencia Palomo

Centro de Investigacion y de Estudios Avanzados del IPN, Mexico City, Mexico

H. Castilla-Valdez, E. De La Cruz-Burelo, I. Heredia-De La Cruz⁴¹, R. Lopez-Fernandez, A. Sanchez-Hernandez

Universidad Iberoamericana, Mexico City, Mexico

S. Carrillo Moreno, C. Oropeza Barrera, M. Ramirez-Garcia, F. Vazquez Valencia

Benemerita Universidad Autonoma de Puebla, Puebla, Mexico

J. Eysermans, I. Pedraza, H.A. Salazar Ibarguen, C. Uribe Estrada

Universidad Autónoma de San Luis Potosí, San Luis Potosí, Mexico

A. Morelos Pineda

University of Montenegro, Podgorica, Montenegro

J. Mijuskovic⁴, N. Raicevic

University of Auckland, Auckland, New Zealand

D. Krofcheck

University of Canterbury, Christchurch, New Zealand

S. Bheesette, P.H. Butler

National Centre for Physics, Quaid-I-Azam University, Islamabad, Pakistan

A. Ahmad, M.I. Asghar, M.I.M. Awan, Q. Hassan, H.R. Hoorani, W.A. Khan, M.A. Shah, M. Shoaib, M. Waqas

AGH University of Science and Technology Faculty of Computer Science, Electronics and Telecommunications, Krakow, Poland

V. Avati, L. Grzanka, M. Malawski

National Centre for Nuclear Research, Swierk, Poland

H. Bialkowska, M. Bluj, B. Boimska, T. Frueboes, M. Górski, M. Kazana, M. Szleper, P. Traczyk, P. Zalewski

Institute of Experimental Physics, Faculty of Physics, University of Warsaw, Warsaw, Poland
K. Bunkowski, A. Byszuk⁴², K. Doroba, A. Kalinowski, M. Konecki, J. Krolikowski, M. Olszewski, M. Walczak

Laboratório de Instrumentação e Física Experimental de Partículas, Lisboa, Portugal
M. Araujo, P. Bargassa, D. Bastos, P. Faccioli, M. Gallinaro, J. Hollar, N. Leonardo, T. Niknejad, J. Seixas, K. Shchelina, O. Toldaiev, J. Varela

Joint Institute for Nuclear Research, Dubna, Russia
S. Afanasiev, V. Alexakhin, P. Bunin, Y. Ershov, M. Gavrilenko, A. Golunov, I. Golutvin, N. Gorbounov, I. Gorbunov, A. Kamenev, V. Karjavine, A. Lanev, A. Malakhov, V. Matveev^{43,44}, P. Moisenz, V. Palichik, V. Perelygin, M. Savina, S. Shmatov, S. Shulha, V. Smirnov, O. Teryaev, A. Zarubin

Petersburg Nuclear Physics Institute, Gatchina (St. Petersburg), Russia
G. Gavrillov, V. Golovtsov, Y. Ivanov, V. Kim⁴⁵, E. Kuznetsova⁴⁶, V. Murzin, V. Oreshkin, I. Smirnov, D. Sosnov, V. Sulimov, L. Uvarov, S. Volkov, A. Vorobyev

Institute for Nuclear Research, Moscow, Russia
Yu. Andreev, A. Dermenev, S. Gninenko, N. Golubev, A. Karneyeu, M. Kirsanov, N. Krasnikov, A. Pashenkov, G. Pivovarov, D. Tliso[†], A. Toropin

Institute for Theoretical and Experimental Physics named by A.I. Alikhanov of NRC 'Kurchatov Institute', Moscow, Russia
V. Epshteyn, V. Gavrillov, N. Lychkovskaya, A. Nikitenko⁴⁷, V. Popov, I. Pozdnyakov, G. Safronov, A. Spiridonov, A. Stepenov, M. Toms, E. Vlasov, A. Zhokin

Moscow Institute of Physics and Technology, Moscow, Russia
T. Aushev

National Research Nuclear University 'Moscow Engineering Physics Institute' (MEPhI), Moscow, Russia
R. Chistov⁴⁸, M. Danilov⁴⁸, A. Oskin, P. Parygin, S. Polikarpov⁴⁸

P.N. Lebedev Physical Institute, Moscow, Russia
V. Andreev, M. Azarkin, I. Dremin, M. Kirakosyan, A. Terkulov

Skobeltsyn Institute of Nuclear Physics, Lomonosov Moscow State University, Moscow, Russia
A. Belyaev, E. Boos, M. Dubinin⁴⁹, L. Dudko, A. Ershov, A. Gribushin, V. Klyukhin, O. Kodolova, I. Lokhtin, S. Obraztsov, S. Petrushanko, V. Savrin, A. Snigirev

Novosibirsk State University (NSU), Novosibirsk, Russia
V. Blinov⁵⁰, T. Dimova⁵⁰, L. Kardapoltsev⁵⁰, I. Ovtin⁵⁰, Y. Skovpen⁵⁰

Institute for High Energy Physics of National Research Centre 'Kurchatov Institute', Protvino, Russia
I. Azhgirey, I. Bayshev, V. Kachanov, A. Kalinin, D. Konstantinov, V. Petrov, R. Ryutin, A. Sobol, S. Troshin, N. Tyurin, A. Uzunian, A. Volkov

National Research Tomsk Polytechnic University, Tomsk, Russia
A. Babaev, A. Iuzhakov, V. Okhotnikov, L. Sukhikh

Tomsk State University, Tomsk, Russia
V. Borchsh, V. Ivanchenko, E. Tcherniaev

University of Belgrade: Faculty of Physics and VINCA Institute of Nuclear Sciences, Belgrade, Serbia

P. Adzic⁵¹, P. Cirkovic, M. Dordevic, P. Milenovic, J. Milosevic

Centro de Investigaciones Energéticas Medioambientales y Tecnológicas (CIEMAT), Madrid, Spain

M. Aguilar-Benitez, J. Alcaraz Maestre, A. Álvarez Fernández, I. Bachiller, M. Barrio Luna, Cristina F. Bedoya, J.A. Brochero Cifuentes, C.A. Carrillo Montoya, M. Cepeda, M. Cerrada, N. Colino, B. De La Cruz, A. Delgado Peris, J.P. Fernández Ramos, J. Flix, M.C. Fouz, A. García Alonso, O. Gonzalez Lopez, S. Goy Lopez, J.M. Hernandez, M.I. Josa, J. León Holgado, D. Moran, Á. Navarro Tobar, A. Pérez-Calero Yzquierdo, J. Puerta Pelayo, I. Redondo, L. Romero, S. Sánchez Navas, M.S. Soares, A. Triossi, L. Urda Gómez, C. Willmott

Universidad Autónoma de Madrid, Madrid, Spain

C. Albajar, J.F. de Trocóniz, R. Reyes-Almanza

Universidad de Oviedo, Instituto Universitario de Ciencias y Tecnologías Espaciales de Asturias (ICTEA), Oviedo, Spain

B. Alvarez Gonzalez, J. Cuevas, C. Erice, J. Fernandez Menendez, S. Folgueras, I. Gonzalez Caballero, E. Palencia Cortezon, C. Ramón Álvarez, J. Ripoll Sau, V. Rodríguez Bouza, S. Sanchez Cruz, A. Trapote

Instituto de Física de Cantabria (IFCA), CSIC-Universidad de Cantabria, Santander, Spain

I.J. Cabrillo, A. Calderon, B. Chazin Quero, J. Duarte Campderros, M. Fernandez, P.J. Fernández Manteca, G. Gomez, C. Martinez Rivero, P. Martinez Ruiz del Arbol, F. Matorras, J. Piedra Gomez, C. Prieels, F. Ricci-Tam, T. Rodrigo, A. Ruiz-Jimeno, L. Russo⁵², L. Scodellaro, I. Vila, J.M. Vizan Garcia

University of Colombo, Colombo, Sri Lanka

MK Jayananda, B. Kailasapathy⁵³, D.U.J. Sonnadara, DDC Wickramarathna

University of Ruhuna, Department of Physics, Matara, Sri Lanka

W.G.D. Dharmaratna, K. Liyanage, N. Perera, N. Wickramage

CERN, European Organization for Nuclear Research, Geneva, Switzerland

T.K. Aarrestad, D. Abbaneo, B. Akgun, E. Auffray, G. Auzinger, J. Baechler, P. Baillon, A.H. Ball, D. Barney, J. Bendavid, N. Beni, M. Bianco, A. Bocci, P. Bortignon, E. Bossini, E. Brondolin, T. Camporesi, G. Cerminara, L. Cristella, D. d'Enterria, A. Dabrowski, N. Daci, V. Daponte, A. David, A. De Roeck, M. Deile, R. Di Maria, M. Dobson, M. Dünser, N. Dupont, A. Elliott-Peisert, N. Emriskova, F. Fallavollita⁵⁴, D. Fasanella, S. Fiorendi, G. Franzoni, J. Fulcher, W. Funk, S. Giani, D. Gigi, K. Gill, F. Glege, L. Gouskos, M. Guilbaud, D. Gulhan, M. Haranko, J. Hegeman, Y. Iiyama, V. Innocente, T. James, P. Janot, J. Kaspar, J. Kieseler, M. Komm, N. Kratochwil, C. Lange, P. Lecoq, K. Long, C. Lourenço, L. Malgeri, M. Mannelli, A. Massironi, F. Meijers, S. Mersi, E. Meschi, F. Moortgat, M. Mulders, J. Ngadiuba, J. Niedziela, S. Orfanelli, L. Orsini, F. Pantaleo¹⁸, L. Pape, E. Perez, M. Peruzzi, A. Petrilli, G. Petrucciani, A. Pfeiffer, M. Pierini, D. Rabaday, A. Racz, M. Rieger, M. Rovere, H. Sakulin, J. Salfeld-Nebgen, S. Scarfi, C. Schäfer, C. Schwick, M. Selvaggi, A. Sharma, P. Silva, W. Snoeys, P. Sphicas⁵⁵, J. Steggemann, S. Summers, V.R. Tavolaro, D. Treille, A. Tsirou, G.P. Van Onsem, A. Vartak, M. Verzetti, K.A. Wozniak, W.D. Zeuner

Paul Scherrer Institut, Villigen, Switzerland

L. Caminada⁵⁶, W. Erdmann, R. Horisberger, Q. Ingram, H.C. Kaestli, D. Kotlinski, U. Langenegger, T. Rohe

ETH Zurich - Institute for Particle Physics and Astrophysics (IPA), Zurich, Switzerland

M. Backhaus, P. Berger, A. Calandri, N. Chernyavskaya, G. Dissertori, M. Dittmar, M. Donegà, C. Dorfer, T. Gadek, T.A. Gómez Espinosa, C. Grab, D. Hits, W. Lustermann, A.-M. Lyon, R.A. Manzoni, M.T. Meinhard, F. Micheli, F. Nessi-Tedaldi, F. Paus, V. Perovic, G. Perrin, L. Perrozzi, S. Pigazzini, M.G. Ratti, M. Reichmann, C. Reissel, T. Reitenspiess, B. Ristic, D. Ruini, D.A. Sanz Becerra, M. Schönenberger, L. Shchutska, V. Stampf, M.L. Vesterbacka Olsson, R. Wallny, D.H. Zhu

Universität Zürich, Zurich, Switzerland

C. AMSLER⁵⁷, C. Botta, D. Brzhechko, M.F. Canelli, A. De Cosa, R. Del Burgo, J.K. Heikkilä, M. Huwiler, A. Jofrehei, B. Kilminster, S. Leontsinis, A. Macchiolo, P. Meiring, V.M. Mikuni, U. Molinatti, I. Neutelings, G. Rauco, A. Reimers, P. Robmann, K. Schweiger, Y. Takahashi, S. Wertz

National Central University, Chung-Li, Taiwan

C. Adloff⁵⁸, C.M. Kuo, W. Lin, A. Roy, T. Sarkar³³, S.S. Yu

National Taiwan University (NTU), Taipei, Taiwan

L. Ceard, P. Chang, Y. Chao, K.F. Chen, P.H. Chen, W.-S. Hou, Y.y. Li, R.-S. Lu, E. Paganis, A. Psallidas, A. Steen, E. Yazgan

Chulalongkorn University, Faculty of Science, Department of Physics, Bangkok, Thailand

B. Asavapibhop, C. Asawatangtrakuldee, N. Srimanobhas

Çukurova University, Physics Department, Science and Art Faculty, Adana, Turkey

F. Boran, S. Damarseckin⁵⁹, Z.S. Demiroglu, F. Dolek, C. Dozen⁶⁰, I. Dumanoglu⁶¹, E. Eskut, G. Gokbulut, Y. Guler, E. Gurpinar Guler⁶², I. Hos⁶³, C. Isik, E.E. Kangal⁶⁴, O. Kara, A. Kayis Topaksu, U. Kiminsu, G. Onengut, K. Ozdemir⁶⁵, A. Polatoz, A.E. Simsek, B. Tali⁶⁶, U.G. Tok, S. Turkcapar, I.S. Zorbakir, C. Zorbilmez

Middle East Technical University, Physics Department, Ankara, Turkey

B. Isildak⁶⁷, G. Karapinar⁶⁸, K. Ocalan⁶⁹, M. Yalvac⁷⁰

Bogazici University, Istanbul, Turkey

I.O. Atakisi, E. Gülmez, M. Kaya⁷¹, O. Kaya⁷², Ö. Özçelik, S. Tekten⁷³, E.A. Yetkin⁷⁴

Istanbul Technical University, Istanbul, Turkey

A. Cakir, K. Cankocak⁶¹, Y. Komurcu, S. Sen⁷⁵

Istanbul University, Istanbul, Turkey

F. Aydogmus Sen, S. Cerci⁶⁶, B. Kaynak, S. Ozkorucuklu, D. Sunar Cerci⁶⁶

Institute for Scintillation Materials of National Academy of Science of Ukraine, Kharkov, Ukraine

B. Grynyov

National Scientific Center, Kharkov Institute of Physics and Technology, Kharkov, Ukraine

L. Levchuk

University of Bristol, Bristol, United Kingdom

E. Bhal, S. Bologna, J.J. Brooke, E. Clement, D. Cussans, H. Flacher, J. Goldstein, G.P. Heath, H.F. Heath, L. Kreczko, B. Krikler, S. Paramesvaran, T. Sakuma, S. Seif El Nasr-Storey, V.J. Smith, J. Taylor, A. Titterton

Rutherford Appleton Laboratory, Didcot, United Kingdom

K.W. Bell, A. Belyaev⁷⁶, C. Brew, R.M. Brown, D.J.A. Cockerill, K.V. Ellis, K. Harder,

S. Harper, J. Linacre, K. Manolopoulos, D.M. Newbold, E. Olaiya, D. Petyt, T. Reis, T. Schuh, C.H. Shepherd-Themistocleous, A. Thea, I.R. Tomalin, T. Williams

Imperial College, London, United Kingdom

R. Bainbridge, P. Bloch, S. Bonomally, J. Borg, S. Breeze, O. Buchmuller, A. Bundock, V. Cepaitis, G.S. Chahal⁷⁷, D. Colling, P. Dauncey, G. Davies, M. Della Negra, P. Everaerts, G. Fedi, G. Hall, G. Iles, J. Langford, L. Lyons, A.-M. Magnan, S. Malik, A. Martelli, V. Milosevic, J. Nash⁷⁸, V. Palladino, M. Pesaresi, D.M. Raymond, A. Richards, A. Rose, E. Scott, C. Seez, A. Shtipliyski, M. Stoye, A. Tapper, K. Uchida, T. Virdee¹⁸, N. Wardle, S.N. Webb, D. Winterbottom, A.G. Zecchinelli, S.C. Zenz

Brunel University, Uxbridge, United Kingdom

J.E. Cole, P.R. Hobson, A. Khan, P. Kyberd, C.K. Mackay, I.D. Reid, L. Teodorescu, S. Zahid

Baylor University, Waco, USA

A. Brinkerhoff, K. Call, B. Caraway, J. Dittmann, K. Hatakeyama, A.R. Kanuganti, C. Madrid, B. McMaster, N. Pastika, S. Sawant, C. Smith

Catholic University of America, Washington, DC, USA

R. Bartek, A. Dominguez, R. Uniyal, A.M. Vargas Hernandez

The University of Alabama, Tuscaloosa, USA

A. Buccilli, O. Charaf, S.I. Cooper, S.V. Gleyzer, C. Henderson, P. Rumerio, C. West

Boston University, Boston, USA

A. Akpınar, A. Albert, D. Arcaro, C. Cosby, Z. Demiragli, D. Gastler, C. Richardson, J. Rohlf, K. Salyer, D. Sperka, D. Spitzbart, I. Suarez, S. Yuan, D. Zou

Brown University, Providence, USA

G. Benelli, B. Burkle, X. Coubez¹⁹, D. Cutts, Y.t. Duh, M. Hadley, U. Heintz, J.M. Hogan⁷⁹, K.H.M. Kwok, E. Laird, G. Landsberg, K.T. Lau, J. Lee, M. Narain, S. Sagir⁸⁰, R. Syarif, E. Usai, W.Y. Wong, D. Yu, W. Zhang

University of California, Davis, Davis, USA

R. Band, C. Brainerd, R. Breedon, M. Calderon De La Barca Sanchez, M. Chertok, J. Conway, R. Conway, P.T. Cox, R. Erbacher, C. Flores, G. Funk, F. Jensen, W. Ko[†], O. Kukral, R. Lander, M. Mulhearn, D. Pellett, J. Pilot, M. Shi, D. Taylor, K. Tos, M. Tripathi, Y. Yao, F. Zhang

University of California, Los Angeles, USA

M. Bachtis, R. Cousins, A. Dasgupta, A. Florent, D. Hamilton, J. Hauser, M. Ignatenko, T. Lam, N. Mccoll, W.A. Nash, S. Regnard, D. Saltzberg, C. Schnaible, B. Stone, V. Valuev

University of California, Riverside, Riverside, USA

K. Burt, Y. Chen, R. Clare, J.W. Gary, S.M.A. Ghiasi Shirazi, G. Hanson, G. Karapostoli, O.R. Long, N. Manganelli, M. Olmedo Negrete, M.I. Paneva, W. Si, S. Wimpenny, Y. Zhang

University of California, San Diego, La Jolla, USA

J.G. Branson, P. Chang, S. Cittolin, S. Cooperstein, N. Deelen, M. Derdzinski, J. Duarte, R. Gerosa, D. Gilbert, B. Hashemi, D. Klein, V. Krutelyov, J. Letts, M. Masciovecchio, S. May, S. Padhi, M. Pieri, V. Sharma, M. Tadel, F. Würthwein, A. Yagil

University of California, Santa Barbara - Department of Physics, Santa Barbara, USA

N. Amin, C. Campagnari, M. Citron, A. Dorsett, V. Dutta, J. Incandela, B. Marsh, H. Mei, A. Ovcharova, H. Qu, M. Quinnan, J. Richman, U. Sarica, D. Stuart, S. Wang

California Institute of Technology, Pasadena, USA

D. Anderson, A. Bornheim, O. Cerri, I. Dutta, J.M. Lawhorn, N. Lu, J. Mao, H.B. Newman, T.Q. Nguyen, J. Pata, M. Spiropulu, J.R. Vlimant, S. Xie, Z. Zhang, R.Y. Zhu

Carnegie Mellon University, Pittsburgh, USA

J. Alison, M.B. Andrews, T. Ferguson, T. Mudholkar, M. Paulini, M. Sun, I. Vorobiev

University of Colorado Boulder, Boulder, USA

J.P. Cumalat, W.T. Ford, E. MacDonald, T. Mulholland, R. Patel, A. Perloff, K. Stenson, K.A. Ulmer, S.R. Wagner

Cornell University, Ithaca, USA

J. Alexander, Y. Cheng, J. Chu, D.J. Cranshaw, A. Datta, A. Frankenthal, K. Mcdermott, J. Monroy, J.R. Patterson, D. Quach, A. Ryd, W. Sun, S.M. Tan, Z. Tao, J. Thom, P. Wittich, M. Zientek

Fermi National Accelerator Laboratory, Batavia, USA

S. Abdullin, M. Albrow, M. Alyari, G. Apollinari, A. Apresyan, A. Apyan, S. Banerjee, L.A.T. Bauerick, A. Beretvas, D. Berry, J. Berryhill, P.C. Bhat, K. Burkett, J.N. Butler, A. Canepa, G.B. Cerati, H.W.K. Cheung, F. Chlebana, M. Cremonesi, V.D. Elvira, J. Freeman, Z. Gecse, E. Gottschalk, L. Gray, D. Green, S. Grünendahl, O. Gutsche, R.M. Harris, S. Hasegawa, R. Heller, T.C. Herwig, J. Hirschauer, B. Jayatilaka, S. Jindariani, M. Johnson, U. Joshi, P. Klabbers, T. Klijnsma, B. Klima, M.J. Kortelainen, S. Lammel, D. Lincoln, R. Lipton, M. Liu, T. Liu, J. Lykken, K. Maeshima, D. Mason, P. McBride, P. Merkel, S. Mrenna, S. Nahn, V. O'Dell, V. Papadimitriou, K. Pedro, C. Pena⁴⁹, O. Prokofyev, F. Ravera, A. Reinsvold Hall, L. Ristori, B. Schneider, E. Sexton-Kennedy, N. Smith, A. Soha, W.J. Spalding, L. Spiegel, S. Stoynev, J. Strait, L. Taylor, S. Tkaczyk, N.V. Tran, L. Uplegger, E.W. Vaandering, H.A. Weber, A. Woodard

University of Florida, Gainesville, USA

D. Acosta, P. Avery, D. Bourilkov, L. Cadamuro, V. Cherepanov, F. Errico, R.D. Field, D. Guerrero, B.M. Joshi, M. Kim, J. Konigsberg, A. Korytov, K.H. Lo, K. Matchev, N. Menendez, G. Mitselmakher, D. Rosenzweig, K. Shi, J. Wang, S. Wang, X. Zuo

Florida State University, Tallahassee, USA

T. Adams, A. Askew, D. Diaz, R. Habibullah, S. Hagopian, V. Hagopian, K.F. Johnson, R. Khurana, T. Kolberg, G. Martinez, H. Prosper, C. Schiber, R. Yohay, J. Zhang

Florida Institute of Technology, Melbourne, USA

M.M. Baarmand, S. Butalla, T. Elkafrawy¹⁴, M. Hohlmann, D. Noonan, M. Rahmani, M. Saunders, F. Yumiceva

University of Illinois at Chicago (UIC), Chicago, USA

M.R. Adams, L. Apanasevich, H. Becerril Gonzalez, R. Cavanaugh, X. Chen, S. Dittmer, O. Evdokimov, C.E. Gerber, D.A. Hangal, D.J. Hofman, C. Mills, G. Oh, T. Roy, M.B. Tonjes, N. Varelas, J. Viinikainen, X. Wang, Z. Wu

The University of Iowa, Iowa City, USA

M. Alhousseini, K. Dilsiz⁸¹, S. Durgut, R.P. Gandrajula, M. Haytmyradov, V. Khristenko, O.K. Köseyan, J.-P. Merlo, A. Mestvirishvili⁸², A. Moeller, J. Nachtman, H. Ogul⁸³, Y. Onel, F. Ozok⁸⁴, A. Penzo, C. Snyder, E. Tiras, J. Wetzel, K. Yi⁸⁵

Johns Hopkins University, Baltimore, USA

O. Amram, B. Blumenfeld, L. Corcodilos, M. Eminizer, A.V. Gritsan, S. Kyriacou, P. Maksimovic, C. Mantilla, J. Roskes, M. Swartz, T.Á. Vámi

The University of Kansas, Lawrence, USA

C. Baldenegro Barrera, P. Baringer, A. Bean, A. Bylinkin, T. Isidori, S. Khalil, J. King, G. Krintiras, A. Kropivnitskaya, C. Lindsey, N. Minafra, M. Murray, C. Rogan, C. Royon, S. Sanders, E. Schmitz, J.D. Tapia Takaki, Q. Wang, J. Williams, G. Wilson

Kansas State University, Manhattan, USA

S. Duric, A. Ivanov, K. Kaadze, D. Kim, Y. Maravin, T. Mitchell, A. Modak, A. Mohammadi

Lawrence Livermore National Laboratory, Livermore, USA

F. Rebassoo, D. Wright

University of Maryland, College Park, USA

E. Adams, A. Baden, O. Baron, A. Belloni, S.C. Eno, Y. Feng, N.J. Hadley, S. Jabeen, G.Y. Jeng, R.G. Kellogg, T. Koeth, A.C. Mignerey, S. Nabili, M. Seidel, A. Skuja, S.C. Tonwar, L. Wang, K. Wong

Massachusetts Institute of Technology, Cambridge, USA

D. Abercrombie, B. Allen, R. Bi, S. Brandt, W. Busza, I.A. Cali, Y. Chen, M. D'Alfonso, G. Gomez Ceballos, M. Goncharov, P. Harris, D. Hsu, M. Hu, M. Klute, D. Kovalskyi, J. Krupa, Y.-J. Lee, P.D. Luckey, B. Maier, A.C. Marini, C. Mcginn, C. Mironov, S. Narayanan, X. Niu, C. Paus, D. Rankin, C. Roland, G. Roland, Z. Shi, G.S.F. Stephans, K. Sumorok, K. Tatar, D. Velicanu, J. Wang, T.W. Wang, Z. Wang, B. Wyslouch

University of Minnesota, Minneapolis, USA

R.M. Chatterjee, A. Evans, S. Guts[†], P. Hansen, J. Hiltbrand, Sh. Jain, M. Krohn, Y. Kubota, Z. Lesko, J. Mans, M. Revering, R. Rusack, R. Saradhy, N. Schroeder, N. Strobbe, M.A. Wadud

University of Mississippi, Oxford, USA

J.G. Acosta, S. Oliveros

University of Nebraska-Lincoln, Lincoln, USA

K. Bloom, S. Chauhan, D.R. Claes, C. Fangmeier, L. Finco, F. Golf, J.R. González Fernández, I. Kravchenko, J.E. Siado, G.R. Snow[†], B. Stieger, W. Tabb, F. Yan

State University of New York at Buffalo, Buffalo, USA

G. Agarwal, C. Harrington, L. Hay, I. Iashvili, A. Kharchilava, C. McLean, D. Nguyen, A. Parker, J. Pekkanen, S. Rappoccio, B. Roozbahani

Northeastern University, Boston, USA

G. Alverson, E. Barberis, C. Freer, Y. Haddad, A. Hortiangtham, G. Madigan, B. Marzocchi, D.M. Morse, V. Nguyen, T. Orimoto, L. Skinnari, A. Tishelman-Charny, T. Wamorkar, B. Wang, A. Wisecarver, D. Wood

Northwestern University, Evanston, USA

S. Bhattacharya, J. Bueghly, Z. Chen, A. Gilbert, T. Gunter, K.A. Hahn, N. Odell, M.H. Schmitt, K. Sung, M. Velasco

University of Notre Dame, Notre Dame, USA

R. Bucci, N. Dev, R. Goldouzian, M. Hildreth, K. Hurtado Anampa, C. Jessop, D.J. Karmgard, K. Lannon, W. Li, N. Loukas, N. Marinelli, I. Mcalister, F. Meng, K. Mohrman, Y. Musienko⁴³, R. Ruchti, P. Siddireddy, S. Taroni, M. Wayne, A. Wightman, M. Wolf, L. Zygala

The Ohio State University, Columbus, USA

J. Alimena, B. Bylsma, B. Cardwell, L.S. Durkin, B. Francis, C. Hill, A. Lefeld, B.L. Winer, B.R. Yates

Princeton University, Princeton, USA

G. Dezoort, P. Elmer, B. Greenberg, N. Haubrich, S. Higginbotham, A. Kalogeropoulos, G. Kopp, S. Kwan, D. Lange, M.T. Lucchini, J. Luo, D. Marlow, K. Mei, I. Ojalvo, J. Olsen, C. Palmer, P. Piroué, D. Stickland, C. Tully

University of Puerto Rico, Mayaguez, USA

S. Malik, S. Norberg

Purdue University, West Lafayette, USA

V.E. Barnes, R. Chawla, S. Das, L. Gutay, M. Jones, A.W. Jung, B. Mahakud, G. Negro, N. Neumeister, C.C. Peng, S. Piperov, H. Qiu, J.F. Schulte, N. Trevisani, F. Wang, R. Xiao, W. Xie

Purdue University Northwest, Hammond, USA

T. Cheng, J. Dolen, N. Parashar, M. Stojanovic

Rice University, Houston, USA

A. Baty, S. Dildick, K.M. Ecklund, S. Freed, F.J.M. Geurts, M. Kilpatrick, A. Kumar, W. Li, B.P. Padley, R. Redjimi, J. Roberts[†], J. Rorie, W. Shi, A.G. Stahl Leiton, A. Zhang

University of Rochester, Rochester, USA

A. Bodek, P. de Barbaro, R. Demina, J.L. Dulemba, C. Fallon, T. Ferbel, M. Galanti, A. Garcia-Bellido, O. Hindrichs, A. Khukhunaishvili, E. Ranken, R. Taus

Rutgers, The State University of New Jersey, Piscataway, USA

B. Chiarito, J.P. Chou, A. Gandrakota, Y. Gershtein, E. Halkiadakis, A. Hart, M. Heindl, E. Hughes, S. Kaplan, O. Karacheban²², I. Laflotte, A. Lath, R. Montalvo, K. Nash, M. Osherson, S. Salur, S. Schnetzer, S. Somalwar, R. Stone, S.A. Thayil, S. Thomas, H. Wang

University of Tennessee, Knoxville, USA

H. Acharya, A.G. Delannoy, S. Spanier

Texas A&M University, College Station, USA

O. Bouhali⁸⁶, M. Dalchenko, A. Delgado, R. Eusebi, J. Gilmore, T. Huang, T. Kamon⁸⁷, H. Kim, S. Luo, S. Malhotra, R. Mueller, D. Overton, L. Perniè, D. Rathjens, A. Safonov, J. Sturdy

Texas Tech University, Lubbock, USA

N. Akchurin, J. Damgov, V. Hegde, S. Kunori, K. Lamichhane, S.W. Lee, T. Mengke, S. Muthumuni, T. Peltola, S. Undleeb, I. Volobouev, Z. Wang, A. Whitbeck

Vanderbilt University, Nashville, USA

E. Appelt, S. Greene, A. Gurrola, R. Janjam, W. Johns, C. Maguire, A. Melo, H. Ni, K. Padeken, F. Romeo, P. Sheldon, S. Tuo, J. Velkovska, M. Verweij

University of Virginia, Charlottesville, USA

L. Ang, M.W. Arenton, B. Cox, G. Cummings, J. Hakala, R. Hirosky, M. Joyce, A. Ledovskoy, C. Neu, B. Tannenwald, Y. Wang, E. Wolfe, F. Xia

Wayne State University, Detroit, USA

P.E. Karchin, N. Poudyal, P. Thapa

University of Wisconsin - Madison, Madison, WI, USA

K. Black, T. Bose, J. Buchanan, C. Caillol, S. Dasu, I. De Bruyn, C. Galloni, H. He, M. Herndon,

A. Hervé, U. Hussain, A. Lanaro, A. Loeliger, R. Loveless, J. Madhusudanan Sreekala, A. Mallampalli, D. Pinna, T. Ruggles, A. Savin, V. Shang, V. Sharma, W.H. Smith, D. Teague, S. Trembath-reichert, W. Vetens

†: Deceased

1: Also at TU Wien, Wien, Austria

2: Also at Institute of Basic and Applied Sciences, Faculty of Engineering, Arab Academy for Science, Technology and Maritime Transport, Alexandria, Egypt, Alexandria, Egypt

3: Also at Université Libre de Bruxelles, Bruxelles, Belgium

4: Also at IRFU, CEA, Université Paris-Saclay, Gif-sur-Yvette, France

5: Also at Universidade Estadual de Campinas, Campinas, Brazil

6: Also at Federal University of Rio Grande do Sul, Porto Alegre, Brazil

7: Also at UFMS, Nova Andradina, Brazil

8: Also at Universidade Federal de Pelotas, Pelotas, Brazil

9: Also at University of Chinese Academy of Sciences, Beijing, China

10: Also at Institute for Theoretical and Experimental Physics named by A.I. Alikhanov of NRC 'Kurchatov Institute', Moscow, Russia

11: Also at Joint Institute for Nuclear Research, Dubna, Russia

12: Also at Helwan University, Cairo, Egypt

13: Now at Zewail City of Science and Technology, Zewail, Egypt

14: Also at Ain Shams University, Cairo, Egypt

15: Also at Purdue University, West Lafayette, USA

16: Also at Université de Haute Alsace, Mulhouse, France

17: Also at Erzincan Binali Yildirim University, Erzincan, Turkey

18: Also at CERN, European Organization for Nuclear Research, Geneva, Switzerland

19: Also at RWTH Aachen University, III. Physikalisches Institut A, Aachen, Germany

20: Also at University of Hamburg, Hamburg, Germany

21: Also at Department of Physics, Isfahan University of Technology, Isfahan, Iran, Isfahan, Iran

22: Also at Brandenburg University of Technology, Cottbus, Germany

23: Also at Skobeltsyn Institute of Nuclear Physics, Lomonosov Moscow State University, Moscow, Russia

24: Also at Institute of Physics, University of Debrecen, Debrecen, Hungary, Debrecen, Hungary

25: Also at Physics Department, Faculty of Science, Assiut University, Assiut, Egypt

26: Also at MTA-ELTE Lendület CMS Particle and Nuclear Physics Group, Eötvös Loránd University, Budapest, Hungary, Budapest, Hungary

27: Also at Institute of Nuclear Research ATOMKI, Debrecen, Hungary

28: Also at IIT Bhubaneswar, Bhubaneswar, India, Bhubaneswar, India

29: Also at Institute of Physics, Bhubaneswar, India

30: Also at G.H.G. Khalsa College, Punjab, India

31: Also at Shoolini University, Solan, India

32: Also at University of Hyderabad, Hyderabad, India

33: Also at University of Visva-Bharati, Santiniketan, India

34: Also at Indian Institute of Technology (IIT), Mumbai, India

35: Also at Deutsches Elektronen-Synchrotron, Hamburg, Germany

36: Also at Department of Physics, University of Science and Technology of Mazandaran, Behshahr, Iran

37: Now at INFN Sezione di Bari ^a, Università di Bari ^b, Politecnico di Bari ^c, Bari, Italy

38: Also at Italian National Agency for New Technologies, Energy and Sustainable Economic

Development, Bologna, Italy

- 39: Also at Centro Siciliano di Fisica Nucleare e di Struttura Della Materia, Catania, Italy
- 40: Also at Riga Technical University, Riga, Latvia, Riga, Latvia
- 41: Also at Consejo Nacional de Ciencia y Tecnología, Mexico City, Mexico
- 42: Also at Warsaw University of Technology, Institute of Electronic Systems, Warsaw, Poland
- 43: Also at Institute for Nuclear Research, Moscow, Russia
- 44: Now at National Research Nuclear University 'Moscow Engineering Physics Institute' (MEPhI), Moscow, Russia
- 45: Also at St. Petersburg State Polytechnical University, St. Petersburg, Russia
- 46: Also at University of Florida, Gainesville, USA
- 47: Also at Imperial College, London, United Kingdom
- 48: Also at P.N. Lebedev Physical Institute, Moscow, Russia
- 49: Also at California Institute of Technology, Pasadena, USA
- 50: Also at Budker Institute of Nuclear Physics, Novosibirsk, Russia
- 51: Also at Faculty of Physics, University of Belgrade, Belgrade, Serbia
- 52: Also at Università degli Studi di Siena, Siena, Italy, Siena, Italy
- 53: Also at Trincomalee Campus, Eastern University, Sri Lanka, Nilaveli, Sri Lanka
- 54: Also at INFN Sezione di Pavia ^a, Università di Pavia ^b, Pavia, Italy, Pavia, Italy
- 55: Also at National and Kapodistrian University of Athens, Athens, Greece
- 56: Also at Universität Zürich, Zurich, Switzerland
- 57: Also at Stefan Meyer Institute for Subatomic Physics, Vienna, Austria, Vienna, Austria
- 58: Also at Laboratoire d'Annecy-le-Vieux de Physique des Particules, IN2P3-CNRS, Annecy-le-Vieux, France
- 59: Also at Şırnak University, Şırnak, Turkey
- 60: Also at Department of Physics, Tsinghua University, Beijing, China, Beijing, China
- 61: Also at Near East University, Research Center of Experimental Health Science, Nicosia, Turkey
- 62: Also at Beykent University, Istanbul, Turkey, Istanbul, Turkey
- 63: Also at Istanbul Aydın University, Application and Research Center for Advanced Studies (App. & Res. Cent. for Advanced Studies), Istanbul, Turkey
- 64: Also at Mersin University, Mersin, Turkey
- 65: Also at Piri Reis University, Istanbul, Turkey
- 66: Also at Adiyaman University, Adiyaman, Turkey
- 67: Also at Ozyegin University, Istanbul, Turkey
- 68: Also at Izmir Institute of Technology, Izmir, Turkey
- 69: Also at Necmettin Erbakan University, Konya, Turkey
- 70: Also at Bozok Universitetesi Rektörlüğü, Yozgat, Turkey, Yozgat, Turkey
- 71: Also at Marmara University, Istanbul, Turkey
- 72: Also at Milli Savunma University, Istanbul, Turkey
- 73: Also at Kafkas University, Kars, Turkey
- 74: Also at Istanbul Bilgi University, Istanbul, Turkey
- 75: Also at Hacettepe University, Ankara, Turkey
- 76: Also at School of Physics and Astronomy, University of Southampton, Southampton, United Kingdom
- 77: Also at IPPP Durham University, Durham, United Kingdom
- 78: Also at Monash University, Faculty of Science, Clayton, Australia
- 79: Also at Bethel University, St. Paul, Minneapolis, USA, St. Paul, USA
- 80: Also at Karamanoğlu Mehmetbey University, Karaman, Turkey
- 81: Also at Bingol University, Bingol, Turkey

82: Also at Georgian Technical University, Tbilisi, Georgia

83: Also at Sinop University, Sinop, Turkey

84: Also at Mimar Sinan University, Istanbul, Istanbul, Turkey

85: Also at Nanjing Normal University Department of Physics, Nanjing, China

86: Also at Texas A&M University at Qatar, Doha, Qatar

87: Also at Kyungpook National University, Daegu, Korea, Daegu, Korea