
DEEP LEARNING FOR TECHNICAL DOCUMENT CLASSIFICATION

Shuo Jiang*

Shanghai Jiao Tong University
800 Dongchuan Road, Shanghai, China, 200240
jsmech@sjtu.edu.cn

Jianxi Luo

Singapore University of Technology and Design
8 Somapah Road, Singapore, 487372
luo@sutd.edu.sg

Jie Hu

Shanghai Jiao Tong University
800 Dongchuan Road, Shanghai, China, 200240
hujie@sjtu.edu.cn

Christopher L. Magee

Massachusetts Institute of Technology
77 Massachusetts Avenue, Cambridge, MA, USA, 02139
cmagee@mit.edu

Oct 4, 2021

ABSTRACT

In large technology companies, the requirements for managing and organizing technical documents created by engineers and managers in supporting relevant decision making have increased dramatically in recent years, which has led to a higher demand for more scalable, accurate, and automated document classification. Prior studies have only focused on processing text for classification, whereas technical documents often contain multimodal information. This paper presents a novel multimodal deep learning architecture, TechDoc, for technical document classification, which utilizes three types of information, including natural language texts and descriptive images within documents and the associations among the documents. The architecture synthesizes the convolutional neural network, recurrent neural network, and graph neural network through an integrated multimodal training process. We applied the architecture to a large multimodal technical document database and trained the model for classifying documents based on the hierarchical International Patent Classification system. Our results show that TechDoc presents a greater classification accuracy than the unimodal methods and other state-of-the-art methods.

Keywords technical document classification · multimodal deep learning · neural networks

1 Introduction

Engineering processes involve significant technical and organizational knowledge and comprise a sequence of activities, such as design, analysis, and manufacturing [1]. During these engineering activities, a large amount of data and knowledge is generated and stored in various types of technical documents, such as technical reports, emails, papers, and patents [2, 3]. Prior studies have reported that engineers spend two-thirds of their time communicating to obtain a related document input for their work and make decisions based on such materials [4]. It is widely believed that 20% of engineering information can be extracted from a database comprising numeric data only, and the remaining 80% is hidden in the documents [5, 6, 7]. Feldman et al. [8] similarly asserted that 80% of explicit knowledge in companies can be found in their documents. Thus, technical document management is an essential topic in the field of decision support systems. With an increase in the scale and complexity of engineering activities, technical documents are being created at a greater pace than before [9].

A well-organized technical document classification enables engineers to retrieve and reuse documents more easily. However, a continuously increasing volume of technical documents requires engineers to spend much more time managing them than before. The label assignment and categorization of technical documents are human labor intensive, expensive, and time consuming. Because these documents are usually lengthy and full of complicated technical

*Contact email: jsmech@sjtu.edu.cn

terminologies, it is also difficult to find specific experts to handle them. Specialized individual experts with limited knowledge and cognitive capacity might not be able to accurately determine the labels or categories of specific documents in a wide (many diverse classes) and deep (multi-level hierarchy) classification system. Therefore, we turn to artificial intelligence for reducing the time and cost and ensuring an accurate classification of technical documents.

Various machine learning-based algorithms have been developed to classify and analyze technical documents [10, 11] and broad types of general documents, such as webpages [12], news [13], emails [14], and online review text [15, 16]. Traditional classifiers, such as the K-nearest neighbors (KNN) and support vector machine (SVM), are not scalable and are incapable of classifying documents that large engineering companies such as Boeing or General Motors need to manage. Recent deep learning-based approaches have demonstrated the ability of a scalable classification on large engineering document datasets [17]. They focused on textual information and applied various NLP techniques to develop automated classifiers, such as recurrent neural networks (RNN), long short-term memory (LSTM) networks, and specific pre-trained models. However, the performance of current systems is insufficiently reliable for real-world applications. For example, Li et al. [18] reported that their CNN-based multilabel classifier achieved a precision of 73% and an F1 score of 42% on their dataset, which contains two million patent documents.

Technical documents normally contain both text and images [19]. Ullman et al. studied the importance of technical drawings in the engineering design process [20]. In a technical document, visual information often plays important roles in presenting its novelty [21, 22]. In recent years, the data science community has explored multimodal deep learning that can utilize, process, and relate information from multiple modalities, and reported the superiority of a multimodal model over unimodal models for various tasks [23, 24], which presents new opportunities to improve the technical document classification. Also, technical documents are often associated with one another, via inter-document references or citations, indicating their coupling and embeddedness in a greater nearly-decomposable knowledge system [25]. Recent advanced graph neural networks enable us to learn such relational information and classify individual nodes into several pre-defined categories [26]. In addition, the technology knowledge space is a natural complex system and constitutes many knowledge categories and sub-categories corresponding to different technology fields [27]. When considering the classification of a large number and diversity of documents, a hierarchical classification system is required to assign documents into multi-layer categories, which has not been supported by current technical document classifiers yet.

We propose here, for the first time, a multimodal deep learning-based architecture, TechDoc, for the accurate hierarchical classification of a large number of technical documents. TechDoc processes three types of information including text, images and networks, through a unified training framework that integrates the convolutional neural network (CNN), recurrent neural network (RNN) and graph neural networks (GNN). We applied the proposed architecture to a large multimodal patent dataset and trained the model to classify technical documents based on the hierarchical International Patent Classification (IPC) system. Our results show that TechDoc outperforms unimodal methods and other state-of-the-art methods.

2 Literature review and background

2.1 Document classification

Document classification is a fundamental task in NLP and text mining, and to date, a wide variety of algorithms have exhibited significant progress. Traditional document classification approaches represent text with sparse lexical features, such as term frequency-inverse document frequency (TF-IDF) and N-grams, and then use a linear model (e.g., logistic regression) or kernel methods (e.g., SVM) based on these representations [28, 29]. In recent years, the development of high-performance computing has enabled us to take advantage of various deep learning methods and end-to-end training and learning, including CNNs [30], RNNs [31], capsule neural networks [32], and transformers [33]. For example, Joulin et al. [34] proposed a simple but efficient model called FastText, which views text as a bag of words and then passes them through one or more multilayer perceptrons for classification. Lai et al. [35] proposed a recurrent convolutional neural network (RCNN) for text classification without human-designed features. This model applied a recurrent structure to extract long-range contextual dependence when learning representations. In addition, Yang et al. [36] proposed a hierarchical attention network for document classification. In this model, the hierarchical structure mirrors the natural hierarchical structure of documents, and attention mechanisms are applied at both word- and sentence-level structures, enabling it to differentially attend to less and more important content when learning document representations. However, these models only use natural language data as the presentation of documents, and they are usually trained on a general document corpus that often involves a wide range of non-engineering topics.

Specifically, a few studies related to technical document classification have already existed in the engineering field. For example, Caldas et al. [10] described a document classification method based on a hierarchical structure from the Construction Specifications Institute. They used TF-IDF to represent the text and trained an SVM classifier to categorize

the documents. The experiments were conducted using a dataset of 3,030 documents. Similarly, Chagheri et al. [11] used an SVM algorithm to train a classifier that helped Continew Co. classify and manage technical documents. Their model was trained and evaluated on a small set of 800 documents. These initial studies used traditional non-scalable machine learning techniques and were illustrated with small document sets.

Patent documents represent typical and complex engineering design documents. Prior studies have focused on patent document classification utilizing various machine learning and NLP techniques. For example, Fall et al. [37] and Tikk et al. [38] separately presented several basic classifiers on the World Intellectual Property Organization (WIPO) dataset, including NB, KNN, and SVM. The CLEF-IP tracks included a patent classification task [39, 40], which provided a dataset of more than 1 million patents as the training set to classify 3,000 patents into their IPC subclasses. All winning models were based on the Winnow classifier, and triplet features were used as the input [41]. Later, Li et al. [42] proposed a forward ANN-based model and employed the Levenberg–Marquardt algorithm to train the model on a small dataset. Wu et al. [43] proposed a hybrid genetic algorithm with an SVM to classify 234 patents into two sets. Similar to the trend of general document classification, these early machine learning-based studies used manually selected features or statistic-based features as the representation of patents, which may lead to a loss of information.

Several recent deep learning-based approaches have been applied to patent classification research. Grawe et al. [44] proposed an approach that integrates Word2Vec and LSTM to classify patents into 50 categories. Likewise, Shalaby et al. [45] represented patent documents as fixed hierarchy vectors and used an LSTM-based architecture to classify them. Risch et al. [46] proposed domain-specific word embeddings and designed a gated recurrent unit network (GRU)-based model for the patent classification task. Li et al. [18] presented the DeepPatent algorithm based on CNNs and word vectors. Recent studies have also employed transfer learning on large pre-trained language models, including ULMFiT and BERT. Hepburn et al. [47] proposed a patent classification framework based on the SVM and ULMFiT techniques. Kang et al. [48] and Lee et al. [49] fine-tuned the BERT pretrained model to address the patent prior art search task. Abdelgawad et al. [50] applied state-of-the-art hyperparameter optimization techniques to the patent classification problem and presented their effects on the accuracy.

Although deep learning models have achieved a better performance than traditional machine learning-based methods, several limitations remain. First, the performances of current state-of-the-art systems are not sufficiently reliable for real-world large-scale complex technical document management systems [17]. Because most existing classification approaches solely use text as the model input and disregard other useful information within technical documents, new opportunities exist to improve the classification performance when using multimodal deep learning techniques. Second, all existing approaches are aimed at assigning labels at a single level. To develop a scalable and fine-grained classification system for technical documents, a hierarchical classification is desired [51]. Furthermore, prior studies have used inconsistent datasets and classification schemes for model training and testing, which makes benchmarking and comparisons difficult. A golden standard dataset, such as the patent dataset and the IPC system, may provide a common ground for model training and performance benchmarking of different models.

2.2 Multimodal deep learning

Multimodal deep learning aims to design and train models that can utilize, process, and relate information from multiple modalities [52]. Most related reviews claim the superiority of multimodal over unimodal approaches for a series of tasks, including retrieval, matching, and classification [23, 24]. The most common multimodal sources are text, images, videos, and audio. Various multimodal deep architectures have been proposed to leverage the advantages of multiple modalities. For example, Ngiam et al. [53] proposed the learning of shared representations over multiple modalities using multimodal deep learning. Specifically, they concatenated high-level representations and trained two restricted Boltzmann machines (RBMs) to reconstruct the original representations of audio and video. Srivastava and Salakhutdinov [54] proposed a similar approach to modify the feature learning and reconstruction process using deep Boltzmann machines (DBMs).

Furthermore, various neural network architectures have been used to construct multimodal representations [55, 56, 57]. Each modality starts with some individual neural layers, followed by a specific hidden layer that projects multiple modalities into a joint latent space. The joint representation is then fed into multiple hidden layers or directly followed by a final supervised layer for downstream tasks. Audebert et al. [58] proposed a deep learning-based infused multimodal classifier for documental image classification, utilizing both visual pixel information and the textual content in the images. Their model adopted the MobileNet-v2 model to learn visual features and a simple LSTM network with the FastText representation model [34] to process text data. Despite these promising applications of multimodal deep learning to multimodal data, multimodal technical documents remain mostly unexplored.

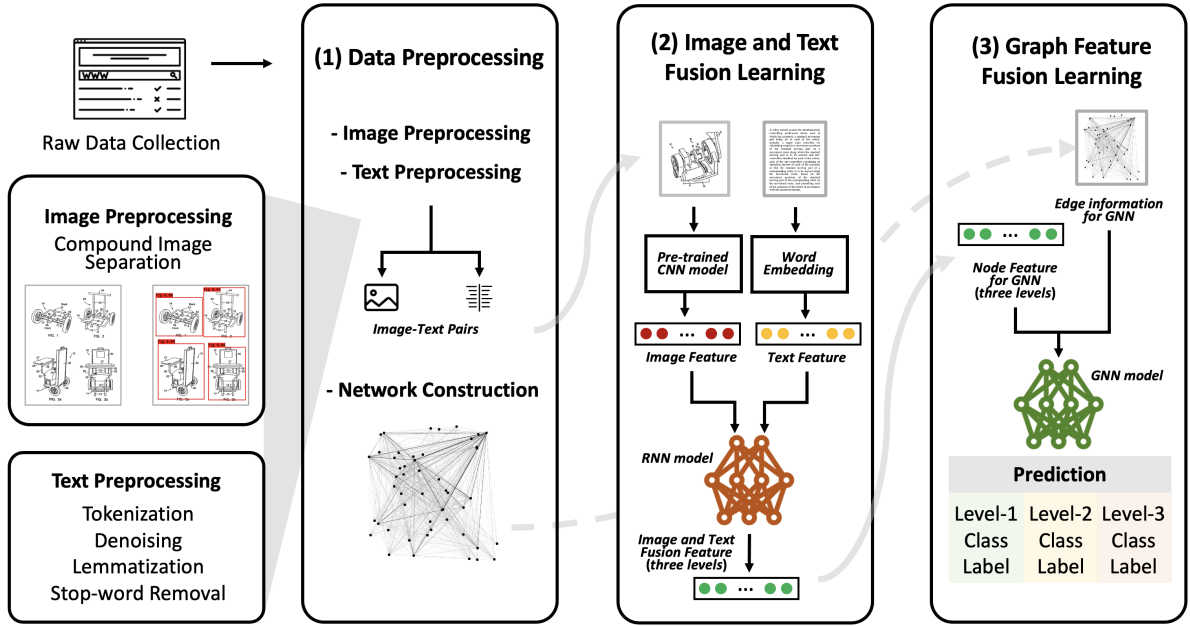


Figure 1: TechDoc training workflow

3 Method

This section proposes TechDoc, a novel deep learning architecture for multimodal technical document classification. As depicted in Figure 1, the workflow consists of three steps: (1) data preprocessing, (2) image and text fusion learning, and (3) network feature fusion learning and document classification. In the first step, several text preprocessing methods, such as tokenization, phrasing, denoising, lemmatization, and stop-word removal, are applied to convert documents into a suitable representation for the classification model. Compound images are separated into individual ones based on pre-trained CNN model. A network of the documents based on their associations is constructed. In the second step, image and text feature vectors are jointly trained via several fully connected layers and fused via stepwise concatenation operations. In the third step, the fused features derived from the second step are used as the input, together with the inter-document association network information, for network fusion learning and final document classification.

Figure 2 shows the architecture of TechDoc. It consists of three major modules: text feature learning with RNN, image feature learning with CNN, and network feature learning with GNN. The image and text feature learning modules (based on RNN and CNN respectively) are fused first to represent the intrinsic features for individual documents, and then fused with the network learning module (based on GNN) for document classification. In the following, we will describe in detail about these modules and how they are synthesized together in our architecture.

3.1 Image learning module

To extract visual features from the technical images, a CNN model called VGG-19 [59] is utilized as the image information encoder, which is pre-trained on ImageNet (a large-scale dataset) [60]. VGG19 is a robust CNN model that is widely used in many applications related to computer vision. It has 19 trainable layers, including convolutional layers, fully connected layers, max-pooling layers, and dropout layers. Transfer learning techniques are used to fine-tune the image encoder. Specifically, the final prediction layer of the model is removed and replaced by a new fully connected layer, a dense layer, and an output layer on the top. The modified model is aimed at classifying each image into pre-defined categories to learn corresponding knowledge. Following the training process, the second-to-last fully connected layer of the model is used to extract the image features, which contain 1,024 dimensions.

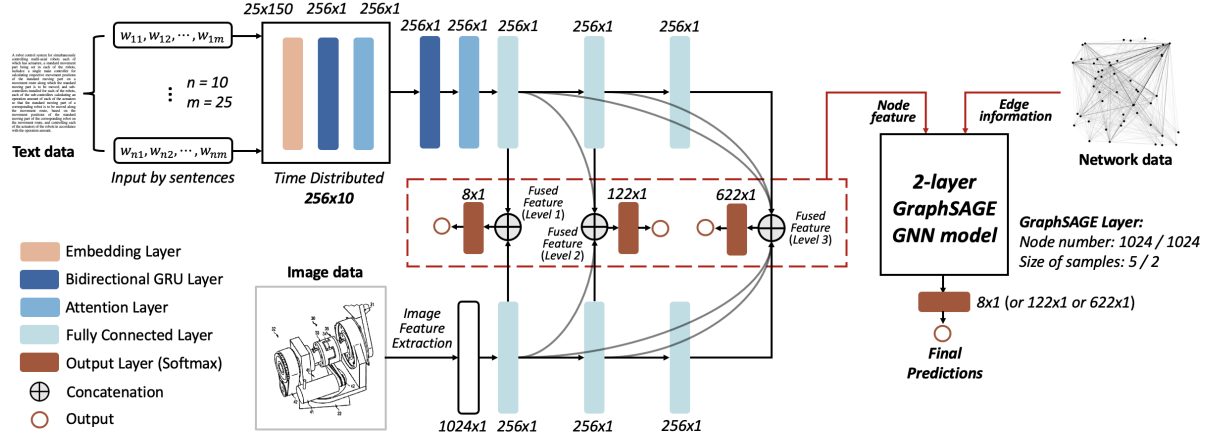


Figure 2: The architecture of TechDoc based on CNN, RNN and GNN synthesis

3.2 Text learning module

In the text learning module, our model aims to learn word-level, sentence-level, and document-level information from the textual parts of the technical document. The word encoder is based on the bidirectional recurrent neural network (BRNN) [61], which enables the utilization of the flexible length of contexts before and after the current word position. We used the GRU [62] to track the state of the input sequences without using separate memory cells. These units are well suited for extracting long-range dependencies on different time scales. They have similar benefits as LSTM [63] units but are more efficient during the training process.

There are two types of gates in the GRU: reset gate r_t and update gate z_t . Both aim to control the update of information to the state. At time t , the GRU computes its new state as:

$$h_t = (1 - z_t) \odot h_{t-1} + z_t \odot \tilde{h}_t$$

This is a linear interpolation between the old state h_{t-1} and the candidate state \tilde{h}_t obtained using the new sequence information. The update gate z_t controls how much previous information will remain and how much new information will be added. Here, z_t is computed as:

$$z_t = \sigma(W_z * x_t + U_z * h_{t-1} + b_z)$$

where x_t indicates the embedding vector with time t , and W , U , and b denote the appropriately sized matrices of the weights and biases, respectively. The symbol σ is a sigmoid activation function, and the operator \odot represents an elementwise multiplication. The current state \tilde{h}_t is computed as:

$$\tilde{h}_t = \tanh(W_h * x_t + r_t \odot U_h * h_{t-1} + b_h)$$

This method of computing the current state is similar to that of a traditional RNN. The reset gate r_t determines how much information from the old state is added to the current state.

Similar to the unidirectional GRU, the bidirectional GRU processes the input data in two directions with both the forward and backward hidden layers. The computational results of both directions are then concatenated as the output. Let \vec{h}_t be the forward output of the bidirectional GRU and \overleftarrow{h}_t be the backward output. The final output is the stepwise concatenation of both forward and backward outputs.

$$h_t = [\vec{h}_t, \overleftarrow{h}_t]$$

Then, the sentence encoder utilizes the word-level representation as the input to build sentence-level vectors using the embedding layer and bidirectional GRU layers. The sentence-level vectors are then converted into document-level

vectors using different bidirectional GRU layers. Note that not all words and sentences contribute equally to the vector representation. Accordingly, we introduce the attention mechanism [62] to find words and sentences that are more important for a whole sentence and document.

Assume that the input text has M sentences, and that s_i and each sentence contain T_i words. Let w_{it} with $t \in [1, T]$ represent the words in sentence i . Given a word w_{it} , the embedding layer and bidirectional GRU layer convert it into the hidden state h_{it} as:

$$\begin{aligned}\vec{h}_{it} &= \overrightarrow{GRU}(W_e * w_{it}), t \in [1, T] \\ \overleftarrow{h}_{it} &= \overleftarrow{GRU}(W_e * w_{it}), t \in [1, T] \\ h_{it} &= [\vec{h}_{it}, \overleftarrow{h}_{it}]\end{aligned}$$

where W_e indicates the embedding layer matrix, and \overrightarrow{GRU} and \overleftarrow{GRU} represent the operations mentioned in the previous section. Then, the attention weights of words α_{it} and sentence vectors s_i can be computed as follows:

$$\begin{aligned}u_{it} &= \tanh(W_w * h_{it} + b_w) \\ \alpha_{it} &= \frac{\exp(u_{it}^T * u_w)}{\sum_t \exp(u_{it}^T * u_w)} \\ s_i &= \sum_t \alpha_{it} * h_{it}\end{aligned}$$

where the context vector u_w can be viewed as a high-level representation of a fixed input over words, such as those utilized in memory networks [64, 65], and is randomly initialized and updated jointly during the training process. Then, another bidirectional GRU layer is used to convert the sentence vectors s_i into hidden state h_i as:

$$\begin{aligned}\vec{h}_i &= \overrightarrow{GRU}(s_i), i \in [1, M] \\ \overleftarrow{h}_i &= \overleftarrow{GRU}(s_i), i \in [M, 1] \\ h_i &= [\vec{h}_i, \overleftarrow{h}_i]\end{aligned}$$

The attention weights of words α_i and document vectors v can be computed as:

$$\begin{aligned}u_i &= \tanh(W_s * h_i + b_s) \\ \alpha_i &= \frac{\exp(u_i^T * u_s)}{\sum_i \exp(u_i^T * u_s)} \\ v_{txt} &= \sum_i \alpha_i * h_i\end{aligned}$$

The document vector v_{txt} contains all information of the sentences in a technical document. Similarly, the sentence-level context vector, u_s , is randomly initialized and updated.

3.3 Image and text feature fusion learning

The document vector v_{txt} is a high-level representation of text information, whereas the image feature v_{img} is a high-level representation of image information. In multimodal fusion, several fully connected layers and stepwise concatenation operations are used for an information combination and joint learning. This study aims to assign labels to three different levels of technical documents. The fully connected and concatenated layers used in our model are designed to form a hierarchical structure. For the first-level classification, the result can be calculated as follows:

$$\begin{aligned}v_{txt}^1 &= \sigma(W_{txt}^1 * v_{txt} + b_{txt}^1) \\ v_{img}^1 &= \sigma(W_{img}^1 * v_{img} + b_{img}^1) \\ v_{pat}^1 &= [v_{txt}^1, v_{img}^1] \\ p_1 &= softmax(W_{pat}^1 * v_{pat}^1 + b_{pat}^1)\end{aligned}$$

where $softmax()$ is the softmax activation function, and p_1 is the predicted probability vector for the first-level label. Similarly, the second-level and third-level classification are similar to the above equations. Categorical cross-entropy

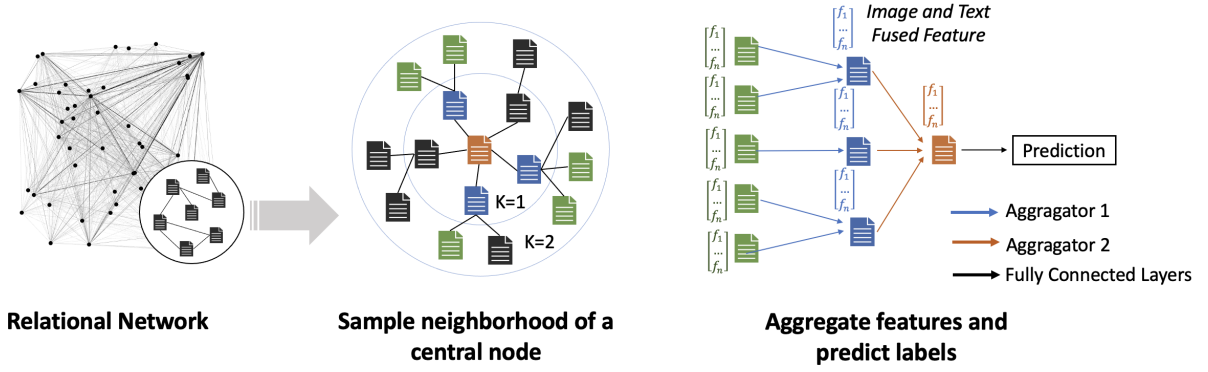


Figure 3: Illustration of the network fusion learning

is used as the training loss: $L = \sum y \log \hat{y}$, where y and \hat{y} denote the predicted label and ground truth, respectively. Because each of the three tasks has an independent loss, the overall loss for our model is:

$$L_{overall} = \sum_i \zeta_i * M_i, i = 1, 2, 3$$

where ζ_i is the weight loss, and $\sum_i \zeta_i = 1$. Lower-level classification is the main task in the case study, and we set $[0.05, 0.1, 0.85]$ for the three loss weights.

The representations of both modalities (image and text) were jointly extracted and utilized for classification tasks. The fully connected layer aims at the lower-level classification task to learn information from the higher-level task through backpropagation. The numbers of neurons in different layers were tuned for our case study, and the values are as shown in Figure 2. Finally, we can generate feature vectors that contain both image and text information for individual technical documents at three levels, from three concatenated layers respectively.

3.4 Image, text and network fusion learning

Training to the step in Section 3.3 has derived fused feature (containing both image and text information) vectors for individual technical documents. These vectors are then used as node features, together with the network structure of the relations among documents, for further GNN training. Our GNN is built on the GraphSAGE model [26]. Different from most other GNN methods that are transductive (and make predictions on a single fixed graph), GraphSAGE is an inductive technique that allows us to make predictions for unseen nodes, without the need to re-train the embedding model [26]. As illustrated in Figure 3, the network learning module learns the inter-document relational information and document features through aggregating neighboring node attributes. The aggregation parameters are learned by encouraging document pairs co-occurring in short random walks to have similar representations. Then for each document, the network learning module can encode nodes into new vectors considering all three types of information. A fully connected layer is used to make final label predictions, followed by the GraphSAGE layers. Categorical cross-entropy is used as the training loss. It is noteworthy that we can use the derived node features at three different levels to construct separate GNN models to perform classification tasks at different levels.

4 Case study

The United States patent database is widely considered a significant technical document repository because of its large size and holistic classification system of existing technologies and engineering designs [66, 67, 68]. Patent documents contain text, images, citations, and rich information on technologies, products, processes, and systems [69, 70, 25, 27]. In addition, all contents within the database must be both novel (functional and operable) and useful (non-obvious and not proposed earlier). To illustrate the proposed TechDoc architecture, we used patent document data to train a model from scratch, and then utilized the trained model to predict the hierarchical patent labels. We created a dataset based on patent documents to enable multimodal deep learning methods to support the classification task.

4.1 Data

4.1.1 Patent classification

All patents contain bibliographic information, including inventors, registration dates, citations, and patent classification codes. There are several types of patent classification schemes, such as the IPC organized by the WIPO, the United States Patent Classification (USPC) organized by the United States Patent and Trademark Office (USPTO), the F-term of Japan, and the Cooperative Patent Classification (CPC) organized by the United States Patent and Trademark Office and the European Patent Office (EPO). Among these classification schemes, IPC is the most widely used. Approximately 95% of all patents are classified according to the IPC [71].

In this study, we focus on the first three levels of the IPC system hierarchy, which correspond to the three-level predictions of our developed method. The IPC scheme is a hierarchical system with increasing levels of resolution corresponding to fine-grained descriptions of technological functionalities [72]. The categories used to classify the documents were organized in a tree-like hierarchy. The basic structure of the IPC uses sections, classes, subclasses, main groups, and subgroups to identify the technologies. Each category in the IPC has its name and code. According to the current version of the IPC², the IPC subclasses constitute 646 technology groups. Below the 646 subclass level technologies are the main groups and subgroups that complete the IPC code hierarchy. An example of the hierarchical structure of the IPC code is presented in Table 1.

Table 1: Example of the IPC hierarchical structure

IPC Hierarchical Structure	IPC Code	Description
Section	H	Electricity
Class	H01	Basic electric elements
Subclass	H01C	Resistors
Main group	H01C 10	Adjustable resistors
Subgroup	H01C 10/02	Liquid resistors

Given that the IPC is a well-developed and comprehensive hierarchical structure that covers all thinkable domains of engineering and technology [71], the scope of the IPC classification task meets the requirements of most technology companies to manage their technical documents. Hierarchical information can be utilized for our deep learning model through a multi-task prediction. Table 2 shows the number of categories per IPC level and the number of labels per patent in our dataset. Therefore, our classification model aims at 8 sections, 122 classes, and 622 subclasses. The trained model can be used to assign a section label (IPC 1-digit code), class label (IPC 3-digit code), and subclass label (IPC 4-digit code) for any given technical document.

Table 2: Number of categories per level of IPC and number of labels per patent in the dataset

Data(Year)	Number of categories per level of IPC			labels per patent			
	Section	Class	Subclass	Min	Max	Avg	Std
2005	8	121	612	1	6	1.213	0.532
2006	8	122	611	1	10	1.240	0.567
2007	8	121	607	1	12	1.277	0.621
2008	8	122	605	1	11	1.280	0.636
2009	8	121	609	1	15	1.289	0.658
Overall	8	122	622	1	15	1.260	0.606

4.1.2 Data sampling and curation

We created a multimodal technical document dataset (containing text and images in the documents and inter-document associations) based on patent data from the USPTO official website.³ This dataset contains approximately 0.8 million

²<https://www.wipo.int/classifications/ipc/en/general/statistics.html>

³<https://www.uspto.gov/>

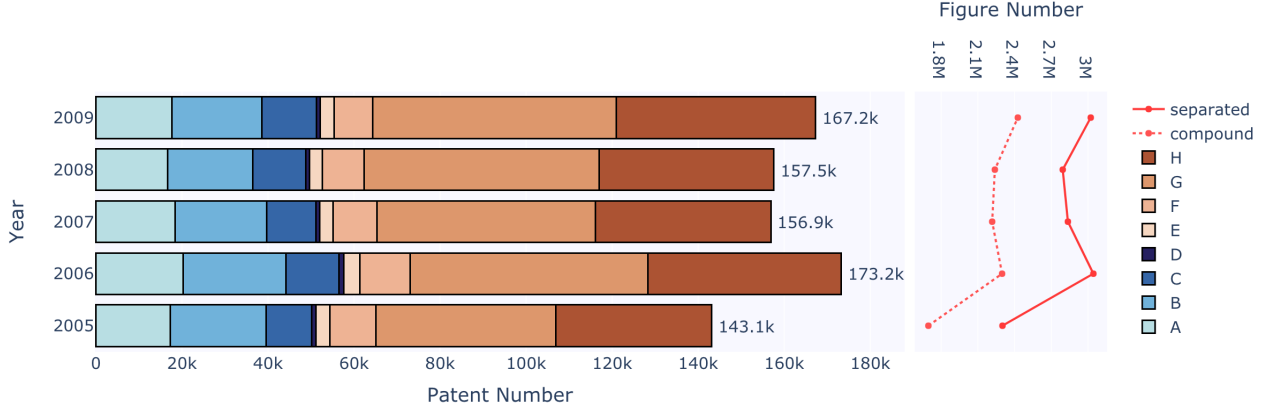


Figure 4: Statistics of the multimodal patent dataset

granted patent documents from 2005 to 2009.⁴ For every single document in our dataset, we retain the title and abstract as textual information and several independent images separated from the compound images as visual information. We focused on the title and abstract because they are more relevant to the content itself and can ensure the computational efficiency and accuracy of the classification model. By contrast, the claim parts are developed by lawyers using disguised legal languages. The technical description includes a broader background content, which may mislead statistical model training. The image separation process is described in the next section. Figure 4 reports the statistical information of the dataset. The codes in the legend represent the section categories. The bars indicate the number of patents per year, and the lines show the number of images before and after separation. In summary, we have 798,065 documents with their citations and 13,998,254 independent images in our dataset.

In the benchmark dataset, only the first image of each document was used as visual information. In Section 4.6, we discuss other pre-setting options for the input image number. The results show that using one image per document can lead to the best performance. As the main reason for this phenomenon, it might be that the first image is usually the only image shown on the front page of the patent document and is the most representative and important among all images.

Each patent may have more than one IPC code. In our experiment, we only focused on the main IPC code, which was equivalent to a single-label task. It is noteworthy that this benchmark dataset is unbalanced. Figure 5 shows the percentage of accumulated items against the patent sections, classes, and subclasses. The nonlinearity of the plots demonstrates an imbalance at all three hierarchy levels. We shuffled and split the dataset at 8:1:1 for training, validation, and testing.

4.1.3 Data preprocessing

After obtaining raw patent data from the USPTO repository, we observed two problems in our dataset. First, over 30% of patents consist of multiple subfigures [73]. It is inappropriate to feed these compound images into the classification method. Second, the raw text of these documents contains meaningless information, such as stop words and punctuation marks. Therefore, the following preprocessing steps were conducted on the dataset.

(1) Compound image separation

In this process, we decomposed compound images into smaller parts such that each part can be used as an independent input for the multimodal document classification. Most previous studies adopted handcrafted features and rule-based methods for this task [74, 75]. Inspired by a recent study that used a deep learning model to separate compound images [73], in this study, we built a separator based on the YOLO-v3 convolutional neural network⁵. During the training process, we followed most of the implementation settings proposed by YOLO-v3. The model is trained on the ImageNet pre-trained weights and then fine-tuned on a manually labeled dataset, which includes 3,600 labeled compound images (3,000 for training and 600 for testing). Finally, we achieved 92% accuracy when the threshold value of confidence was

⁴The USPTO official website has opened US patents with embedded images since March 15, 2001. From 2005, they started using International Common Element (ICE) document type definitions to store the patent data, which allows us to conveniently extract the patent images. In the future, we will expand this dataset to involve more recent patents.

⁵<https://pjreddie.com/darknet/yolo/>

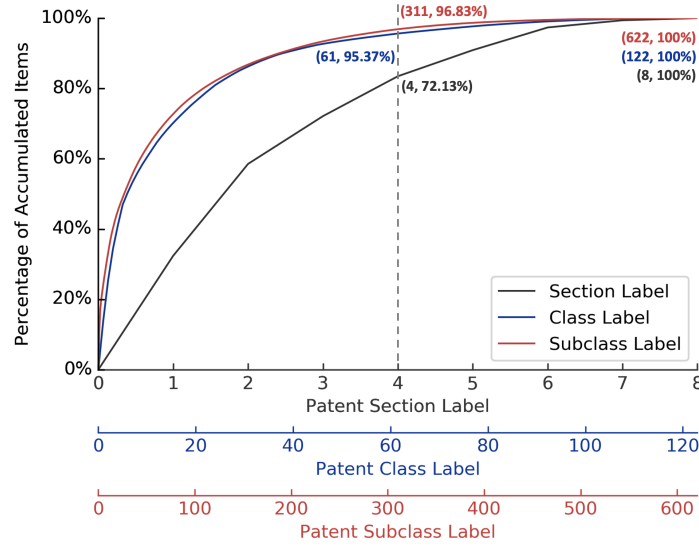


Figure 5: Percentage of accumulated items against patent category labels of benchmark dataset

set to 0.3, which is an acceptable performance for our data preprocessing. After applying the trained separator to all original images, we obtained 13,998,254 images from 10,877,766 compounded ones.

(2) Text preprocessing

Words that appear in the title and abstract often have many structural variants, some of which are not useful for text mining. Text preprocessing reduces the size of the textual dataset and improves the effectiveness and efficiency of the classification model [76]. The text preprocessing in this study includes: (1) tokenization, (2) denoising, (3) stop-word removal, and (4) lemmatization.

Tokenization is the process of separating a stream of text into words, symbols, or other elements called tokens, and aims to explore the words in a sentence. Because US patent documents are all in English, most of the words can be separated from each other by white spaces. Next, tokens are standardized and cleaned by a denoising step, which includes converting every term into a lower case and removing numbers, punctuation, and other special characters. The third step is stop-word removal, which aims to drop frequently used stop-words and filler words that add no value to further analysis. We use a widely used list [77] and a USPTO patent stop-word list ⁶ to identify and remove stop words from the obtained tokens. In the last step, all tokens are converted into their regularized forms to avoid multiple forms of the same word and thus reduce the index size. This operation is achieved by first utilizing a POS tagger [78] to identify the types of tokens in a sentence and accordingly lemmatize them. For example, if the word “studying” is tagged as a VERB by the POS tagger, it would be converted into “study”, but remain as “studying” when tagged as a NOUN. All text preprocessing steps were applied using the natural language toolkit (NLTK) [79], which is a suite of text processing libraries using the Python programming language.

(3) Image and text feature extraction

As described in Section 3.1, we used a VGG19 network [59] as the image encoder. Each individual technical image was represented as a 1,024-dimension feature vector. Figure 6 illustrates the informative regions of five random patent images. Class activation mapping (CAM) techniques [80] were used to visualize the attention of the neural network.

To encode the textual information, we used the TechNet pre-trained word embedding vectors to represent every single token obtained after text preprocessing. TechNet is a semantic network consisting of words and phrases contained in patent titles and abstracts from the USPTO patent database, and also provides embedding vectors for words [81]. Using TechNet, each word is converted into a 150-dimension vector as the input of the multimodal deep learning model.

⁶<http://patft.uspto.gov/netahtml/PTO/help/stopword.htm>

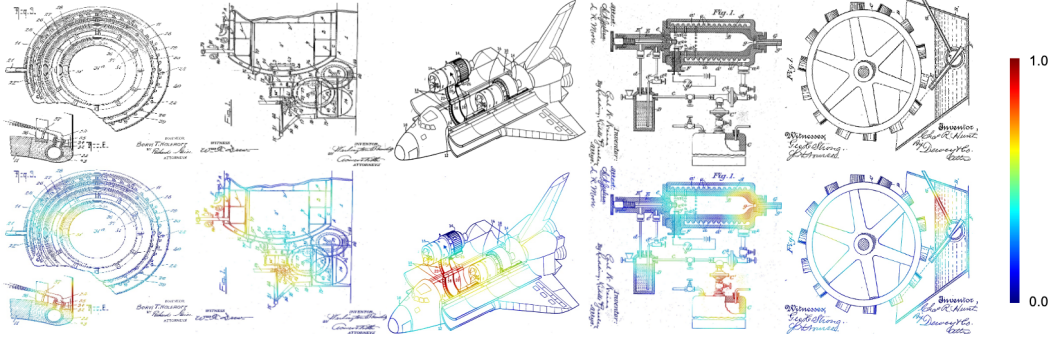


Figure 6: Informative regions of five random patent images

4.2 Experiment setup

To evaluate our proposed TechDoc trimodal (*text+image+network*) deep learning model, we first compared it against three unimodal models (*text-only*, *image-only*, *network-only*) and one dual-modal model (*text+image*) which are trained using the respective text, image or network learning modules in the total TechDoc architecture with the same experimental settings. For example, in the text-only model, our input data have original values for text and zero values for images. As for the network-only model, we adopt the basic majority voting strategy based on the forward citations of any given patent to make predications. Moreover, we implemented five different patent classification algorithms [18, 45, 46, 82, 49], three general document classification algorithms [35, 36, 34] and a multimodal classification model [58] on the same benchmark dataset for comparison with TechDoc.

One challenge in training TechDoc is tuning the pre-setting hyperparameters that define the input information and the model architecture, upon which the performance of TechDoc largely depends. To address this challenge, we specified a hyperparameter space and searched within the space to identify the hyperparameters that lead to a high performance. The hyperparameter space and selected settings are listed in Table 3. In the text preprocessing step, we used TechNet for word embedding to initialize W_e , and the number of word-embedding dimensions was 150. We set the GRU dimensions to 128. In this case, we had 256 dimensions for word and sentence features as a combination of forward and backward GRUs. The number of dimensions of the fully connected layer was set to 256, initialized using He’s uniform initialization [83]. For the training process, we used a batch size of 64, and documents of similar lengths were organized as a batch. We set 25 as the maximum number of sentences in a document, and 10 as the maximum number of words in a sentence. Such a length-adjustment technique can accelerate the training process by a factor of 3. In the image and text fusion learning module, we applied the Adam optimizer [84] with the best learning rate using a grid search on the validation set. The iteration time was set to 10, which was sufficient for the convergence of the model’s loss function. In the network learning module, we built a two-layer GraphSAGE model with 1,024 nodes in each layer. As for the number of sampled neighbors, we set the sizes of 1-hop and 2-hop neighbor samples to be 5 and 2. The node number of fully connected layer is corresponding to the specific task (8 or 122 or 622). We stacked the GraphSAGE layers and fully connected layer and defined the category cross-entropy as the loss function. Adam optimizer was used for GNN training. The iteration time was set to 10. Other parameters and aggregate functions were set as suggested in the original GraphSAGE paper [26]. All experiments were conducted on a machine with an Nvidia Titan X 16 GB GPU and 64 GB of RAM.

Table 3: Pre-setting hyperparameter space

Pre-setting item	Range	Selected setting
Input text constitution	[Title only, Abstract only, Title+Abstract, Title×3+Abstract]	Title+Abstract
Word Embedding	[TechNet [81], Glove-300D [85], Glove-50D [85], ConceptNet [86], Wikipedia2Vec[87]]	TechNet
Number of input words (First K words)	[50, 100, 150, 200, 250, 300, 350, 400]	250

We used the standard top-1, top-5, and top-10 accuracies and mean reciprocal rank (MRR) measures that are commonly applied in classification tasks. The top-K accuracy calculated the percentage of correct labels within the top-K-predicted scores. The MRR indicates how far we need to go down the ranked list of labels on an average to obtain the correct label. It can be calculated as follows:

$$MRR = \frac{N}{\sum_{i=1}^N rank(y_i)}$$

where N indicates the number of documents, and $rank(y_i)$ represents the ranking position of the ground-truth label in the predicted score list.

4.3 Results and discussions

Tables 4, 5, and 6 report the results for five models on the benchmark dataset, including three unimodal models (*image-only*, *text-only*, *network-only*) and two multimodal models based on our proposed architecture (*image+text*, and *TechDoc*). We evaluated the performance using top-1, top-5, and top-10 accuracies along with MRR for all the models. We ran all models 10 times and report mean±standard deviations. The TechDoc model, which fuses text, image and network information together, outperforms other models on all tasks and metrics significantly based on student t-test ($p < 0.05$). Using text-only or network-only can get a reasonably good performance, achieving 0.768/0.779, 0.691/0.681, and 0.618/0.587 for the top-1 accuracy on the patent section, class, and subclass prediction tasks, respectively. There is a modest and consistent advantage when using both images and texts, over single modality. Involving network information brings additional predictive power for the model. The results show the three types of information are complementary to each other for representation learning and technical document classification.

Table 4: Section (IPC 1-digit) classification results

Model	Top-1 Acc.	Top-5 Acc.	Top-10 Acc.	MRR
Image-only	0.493±0.002	0.965±0.001	-	0.490±0.001
Text-only	0.768±0.001	0.995±0.000	-	0.742±0.001
Network-only	0.779±0.000	0.930±0.000	-	-
Image+Text	0.783±0.001	0.995±0.001	-	0.754±0.001
Image+Text+Network (TechDoc)	0.825±0.003	0.998±0.001	-	0.791±0.002

Table 5: Class (IPC 3-digit) classification results

Model	Top-1 Acc.	Top-5 Acc.	Top-10 Acc.	MRR
Image-only	0.341±0.003	0.657±0.001	0.780±0.004	0.114±0.003
Text-only	0.691±0.003	0.937±0.003	0.973±0.001	0.450±0.002
Network-only	0.681±0.000	0.877±0.000	0.883±0.000	-
Image+Text	0.713±0.001	0.946±0.002	0.976±0.001	0.460±0.001
Image+Text+Network (TechDoc)	0.724±0.004	0.948±0.002	0.977±0.004	0.471±0.003

Table 6: Subclass (IPC 4-digit) classification results

Model	Top-1 Acc.	Top-5 Acc.	Top-10 Acc.	MRR
Image-only	0.245±0.002	0.471±0.003	0.581±0.004	0.031±0.002
Text-only	0.618±0.005	0.886±0.002	0.936±0.003	0.233±0.004
Network-only	0.587±0.000	0.809±0.000	0.826±0.000	-
Image+Text	0.636±0.002	0.896±0.002	0.944±0.001	0.236±0.002
Image+Text+Network (TechDoc)	0.655±0.001	0.916±0.001	0.960±0.003	0.292±0.001

TechDoc was compared with nine prior alternative deep learning models, including five patent document classification models, three general text classification models and one multimodal document classification model, on the same experiment dataset. All used titles and abstracts as textual inputs and aimed at predicting the IPC subclass labels. For the fine-tuned BERT model, we leveraged the released BERT-Base pre-trained model (Uncased: 12-layer, 768-hidden, 12-heads, 110 million parameters) [88], as the author claimed in the literature [49]. Table 7 shows the test accuracy of each model. TechDoc outperforms baselines significantly based on t-test ($p < 0.05$) for all indicators, showing additional predictive power by adding information of other modalities on textual content.

Table 7: Subclass (IPC 4-digit) classification results with different models

	Model	Top-1 Acc.	Top-5 Acc.	Top-10 Acc.	MRR	Time(min)
(a)	DeepPatent[18]	0.615±0.003	0.885±0.010	0.940±0.002	0.233±0.004	9.67
(b)	LSTM + FHV [45]	0.605±0.009	0.878±0.007	0.929±0.007	0.221±0.005	14.33
(c)	LSTM + Word2Vec [82]	0.591±0.008	0.865±0.004	0.922±0.002	0.206±0.004	13.50
(d)	GRU + Word2Vec [46]	0.617±0.008	0.884±0.005	0.934±0.005	0.233±0.004	13.00
(e)	Fine-tuned BERT [49]	0.624±0.002	0.891±0.002	0.943±0.002	0.235±0.002	1,290.33
(f)	TextRCNN[35]	0.586±0.004	0.860±0.005	0.901±0.005	0.181±0.005	15.67
(g)	HAN [36]	0.606±0.001	0.879±0.002	0.932±0.001	0.214±0.001	17.67
(h)	FastText [34]	0.484±0.003	0.797±0.002	0.846±0.001	0.100±0.001	3.67
(i)	Audebert et al. [58]	0.537±0.002	0.818±0.002	0.875±0.001	0.135±0.002	63.50
(k)	TechDoc (Image+Text+Network)	0.655±0.001	0.916±0.001	0.960±0.003	0.292±0.001	95.33

It is important to note that, multimodal data fusion would naturally require extra computation and training time than unimodal learning, as pointed out in early literature [89]. In our case, processing and fusing additional image and network information to texts is expected to incur extra computations and training time. Table 7 reports the training time based on different models. Our model consumes more training time than the unimodal methods that only process texts, but significantly less time than the second most accurate model, Fine-tuned BERT.

We performed a sensitivity analysis on the training time increase for unit accuracy improvement of the models, using the fastest model FastText as the baseline. Δt denotes the difference between the training times of a model and FastText. Δa denotes the difference between the Top-1 accuracy values of the model and FastText. Then, $\Delta t / \Delta a$ indicates how much additional training time the model would require to obtain unit accuracy increase. As reported in Table 8, our model took additional 5.4 minutes to improve each 1% of top-1 accuracy from FastText, which is better than another multimodal model (Audebert et al.) and the second most accurate model (Fine-tuned BERT). When using DeepPatent as the baseline, our model took additional 21.4 minutes to improve each 1% of top-1 accuracy.

Table 8: Performance sensitivity analysis with training cost

Model	$\Delta t(\text{min})$	$\Delta a(\%)$	$\Delta t / \Delta a(\text{min}/\%)$
DeepPatent[18]	6.00	13.2	0.5
LSTM + FHV [45]	10.67	12.0	0.9
LSTM + Word2Vec [82]	9.83	10.7	0.9
GRU + Word2Vec [46]	9.33	13.5	0.7
Fine-tuned BERT [49]	1286.67	14.1	91.3
TextRCNN[35]	12.00	10.2	1.2
HAN [36]	14.00	12.2	1.1
Audebert et al. [58]	59.83	5.3	11.3
TechDoc (Image+Text+Network)	91.67	17.1	5.4

In sum, our model presents statistically significant accuracy advantages over all prior models, despite requiring additional training time to process and fuse additional image and network information. A user may employ our model, when classification accuracy is the top priority, and the training time is affordable for the specific user. In this research, only one GPU was used and training TechDoc took 95 minutes for around 0.6 million documents. In real-world

applications with a much larger training dataset, users may consider training TechDoc on more powerful computing infrastructures, such as GPU clusters and cloud-computing platforms, to limit training time.

4.4 Comparison of unimodal and multimodal models

Figure 7 reports the confusion matrices of three unimodal models and the multimodal model (i.e., TechDoc) for patent section classification⁷. These matrices were built based on the predicted results of the test set. In Figure 7, we can observe that TechDoc improves the classification of sections C, D, E, F, G and H when compared to the best performance of the unimodal models. The increase in accuracy ranges 0.02–0.08. The text-only model outperforms the image-only model in every section, reflecting the natural difficulty in classifying patents using only images even for human experts. For example, only a partial view of a specific design is shown in some of the images, which cannot represent the full design information. In Figure 7a and 7b, we can find both models achieve a better accuracy in sections A, B, G, and H than in the other sections. The imbalanced patent dataset has a more significant impact on the image-only model than others. The image-only model even ignores section D, which is quite a small group. In Figure 7c, we can find that the network-only model has a good performance for small groups, which shows the value of involving relational information. TechDoc (Figure 7d) outperforms all the unimodal models in section D. This may be because TechDoc can learn some internal relationships among three modalities, and the superposition of information is nonlinear for the model. Moreover, in the second column of Figure 7b and 7c, we can see that most misclassifications occur in Section B. The same situation is also shown in Figure 7d, whereas TechDoc alleviates this problem to a certain extent.

4.5 Analysis of the performance across subclasses

In this section, we move forward to explore the classification performance across subclasses. We selected the biggest 50 subclasses based on their size (number of patents) and computed their precision, recall, and F1-score. The results are presented in Figure 8. The subclasses are in descending order from left to right according to size⁸.

Figure 8 shows that the performances of 50 subclasses are very uneven. We should note that an imbalanced dataset might lead to a bad performance for some small groups. Although the F1-score ranges from 0.27 to 0.88, most of the subclasses (43/50) achieve a score of higher than 0.50. This result and the overall trends of three curves reveal that there is only a modest correlation between performance and size for these 50 subclasses.

Among all subclasses, eight groups have an F1-score of higher than 0.8. The best five groups are: *G03G (Electrography, electrophotography and magnetography)*, *A63B (Apparatus for physical training)*, *G11B (Information storage based on relative movement between record carrier and transducer)*, *H01L (Semiconductor devices)*, *E21B (Earth or rock drilling apparatus)*. By checking the brief descriptions of these subclasses, we find that most of them are related to devices, apparatus, or specific technical objects. Patents from these groups usually contain distinct domain-related information from both text and images, which may at least partially explain the better accuracy.

In addition, we find three subclasses whose F1-score is lower than 0.4: *B32B (layered products)*, *C07K (peptides)*, and *H04J (multiplex communication)*. For the first subclass, *B32B*, the reason may be the abstract description of the domains themselves. Patent documents that belong to layered products can come from entirely different disciplines. According to official documents from the WIPO⁹, both layered honeycomb and layered cellular are covered by this subclass. For the other two subclasses, *C07K* and *H04J*, some similar categories also exist. When predicting such types of subclasses, the top-5 returned labels from our model can more meaningful.

4.6 Discussion on the influence of data preprocessing

As described in Section 4.1.3, the application of the proposed model requires a series of automatic data preprocessing steps, which may introduce biases. For the image preprocessing, we fine-tuned a YOLO-v3 CNN model to separate compound images with an accuracy of 92%, which means there still exists a few compound images used as the input of the visual end during the model training. A cleaner image dataset would further bring some improvements to the current performance of our proposed model. In addition, the text-image pairs used in our experiments only contain one image (the image shown on the first page) per document. We tested using five or all images per document as input images, and found one image per document achieves the best result (Table 9). There are several reasons. First and foremost, the first image (usually shown on the front page of the patent) is often the most important image to a patent. The results indicate that it might be the most representative and important visual information to our model. Second, a patent may have several similar images, which contain redundant information to the model. Third, some types of images do not provide

⁷The descriptions of Section A-H can be viewed at: <https://www.wipo.int/classifications/ipc/ipcpub>

⁸The descriptions of the 50 subclasses can be viewed at <https://www.wipo.int/classifications/ipc/ipcpub>

⁹<https://www.wipo.int/classifications/ipc/en/>

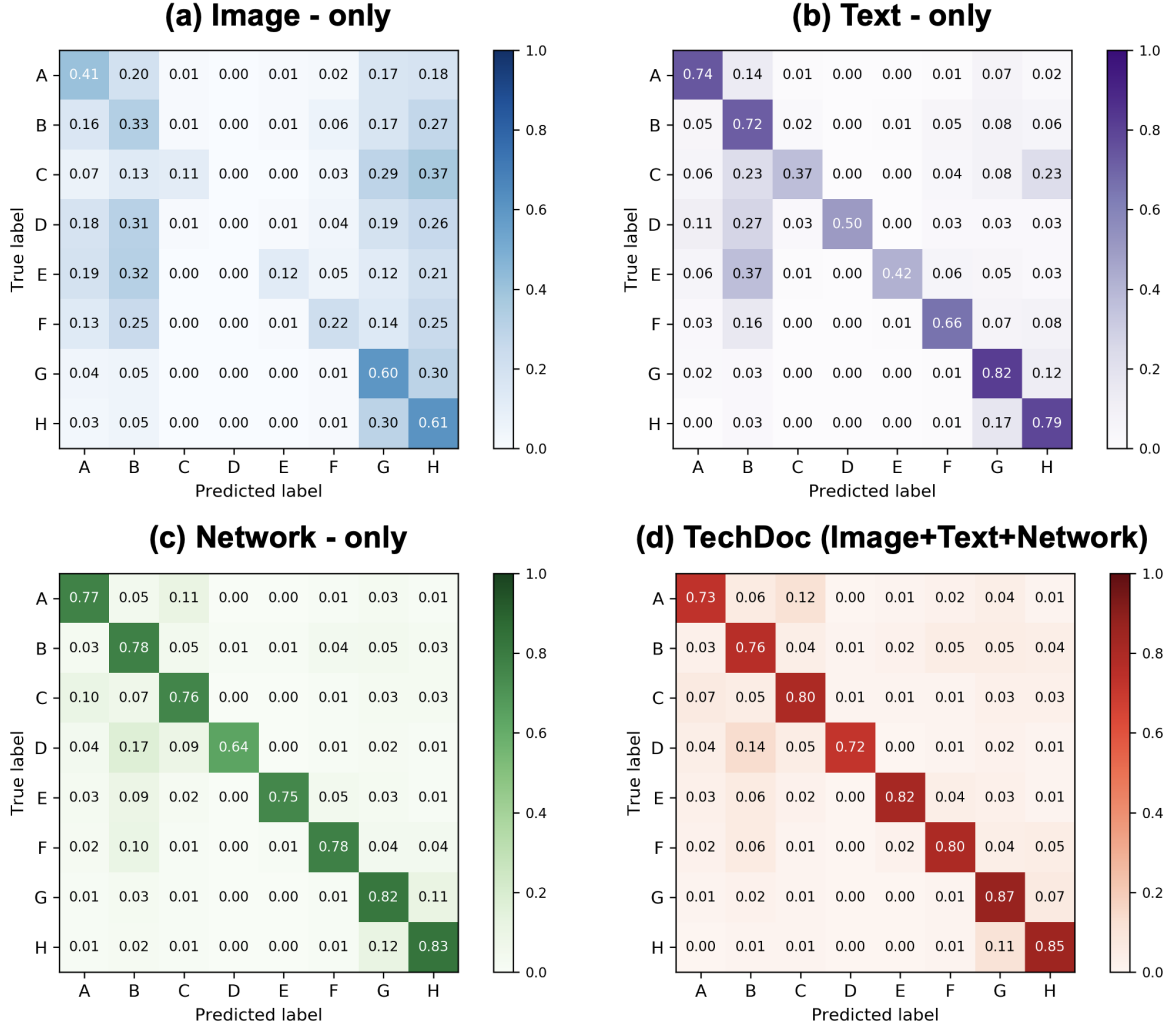


Figure 7: Confusion matrices of four models on the patent section (IPC 1-digit) classification task

much technical-related visual information, such as flowcharts and tables. Involving these kinds of images may even harm the performance of our model. We should note that the method we use to combine all images in the experiments is a simple way of the early fusion. Future research can explore more approaches to utilize all the images of documents.

Table 9: Subclass (IPC 4-digit) classification result under different number of input images

# of input images	Top-1 Acc.	Top-5 Acc.	Top-10 Acc.)	MRR
1 image per doc.	0.655±0.001	0.916±0.001	0.960±0.003	0.292±0.001
5 images per doc.	0.654±0.000	0.916±0.002	0.955±0.001	0.290±0.001
all images in doc.	0.631±0.003	0.907±0.004	0.949±0.001	0.234±0.002

For the text preprocessing, we applied the general steps to clean the original technical text for further model training, including tokenization, denoising, stop-word removal, and lemmatization. It is noteworthy that all these automatic preprocessing steps may involve biases in real-world applications. HaCohen-Kerner et al. [90] studied the different combinations of preprocessing methods and their influence on the model performance. Based on the experimental

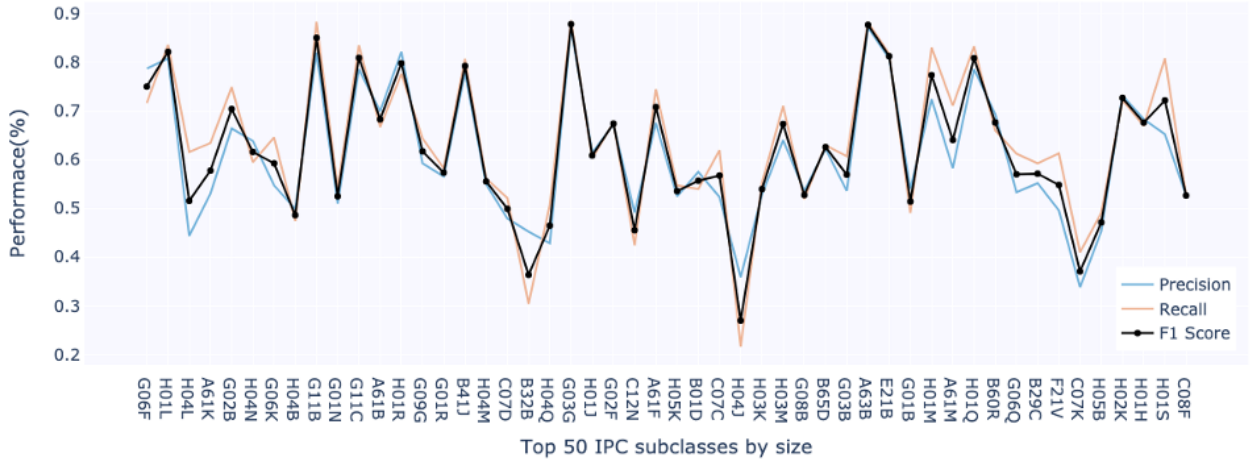


Figure 8: Precision, recall, and F1-score achieved by the proposed method for patent subclass classification (biggest 50 subclasses)

results, they pointed out that for different datasets, the best text preprocessing strategy might be different. However, there was always at least one combination of basic preprocessing methods that could be recommended to improve the accuracy results. In the future work, we plan to conduct a more detailed experiment to find out the best text preprocessing strategy for technical document classification.

5 Concluding remarks

The engineering design, analysis, and manufacturing processes generate many diverse technical documents that describe technologies, products, processes, and systems. For large engineering companies, the number of technical documents that need to be managed and organized for retrieval and reuse has grown dramatically and demands more scalable and accurate document classification. Therefore, automated approaches increase their potential value in reducing the burden of experts and supporting diverse analytical reasons for classification. We present here, for the first time, a multimodal deep learning architecture (i.e., TechDoc) for technical document classification that can take advantage of three types of information (images and texts of documents, and relational network among documents) and assign documents into hierarchical categories.

TechDoc synthesizes the CNN, RNN and GNN through an integrated training process. To illustrate the proposed method, we applied it to a large multimodal technical document database of about 0.8 million patents and trained the model to classify technical documents based on the hierarchical IPC system. We demonstrated that the multimodal fusion model outperforms the unimodal models and baseline models significantly. By analyzing the classification performance for the biggest 50 subclasses, we found that our model tends to achieve a higher accuracy for subclasses related to specific technical components, such as devices and apparatuses.

There is still much room for improvement. First, how to identify an effective way to utilize the information in document images remains unclear. In this study, we used a pre-trained CNN-based network to extract image features. Only the images on the first page of the patents are used to create text-image pairs as the model input. Determining how to take advantage of all patent images remains a challenge. Second, some patents have more than one IPC code, which makes such a classification task a multilabel classification problem. Although some prior research has presented certain achievements [18, 45, 49], it remains challenging to determine the exact number of categories. Third, as we discuss in section 4.3, the current training workflow is computing-intensive because of the large number of free weights in the multimodal deep learning model. In the future, we plan to further improve the model by exploring alternative and more efficient ways to mine multimodal information, especially visual information. Further research can also explore whether other technical-related classification systems (e.g., USPC and CPC) are more generally amenable to higher accuracies.

Acknowledgements

The authors acknowledge the funding support for this work received from the SUTD-MIT International Design Center and SUTD Data-Driven Innovation Laboratory (DDI¹⁰), National Natural Science Foundation of China (52035007, 51975360), Special Program for Innovation Method of the Ministry of Science and Technology, China (2018IM020100), National Social Science Foundation of China (17ZDA020), and the China Scholarship Council. Any ideas, results and conclusions contained in this work are those of the authors, and do not reflect the views of the sponsors.

References

- [1] K. T. Ulrich, S. D. Eppinger, and M. C. Yang. *Product Design and Development (7th Edition)*. McGraw-Hill Education, 2020.
- [2] Gyeong June Hahm, Jae Hyun Lee, and Hyo Won Suh. Semantic relation based personalized ranking approach for engineering document retrieval. *Advanced Engineering Informatics*, 29(3):366–379, 2015.
- [3] L Siddharth, Lucienne T M Blessing, Kristin L Wood, and Jianxi Luo. Engineering Knowledge Graph from Patent Database. *Journal of Computing and Information Science in Engineering*, pages 1–36, 2021.
- [4] Morten Hertzum and Annelise Mark Pejtersen. The information-seeking practices of engineers: searching for documents as well as for people. *Information Processing & Management*, 36(5):761–778, 2000.
- [5] Xiang Liu. A multi-agent-based architecture for enterprise customer and supplier cooperation context-aware information systems. In *Proceedings of International Conference on Autonomic and Autonomous Systems*, page 58. IEEE, 2007.
- [6] Frank S C Tseng. Design of a multi-dimensional query expression for document warehouses. *Information Science*, 174(1-2):55–79, 2005.
- [7] Frank S C Tseng and Annie Y H Chou. The concept of document warehousing for multi-dimensional modeling of textual-based business intelligence. *Decision Support Systems*, 42(2):727–744, 2006.
- [8] Ronen Feldman, James Sanger, and Others. *The text mining handbook: advanced approaches in analyzing unstructured data*. Cambridge university press, 2007.
- [9] Suzie Allard, Kenneth J Levine, and Carol Tenopir. Design engineers and technical professionals at work: Observing information usage in the workplace. *Journal of the American Society for Information Science and Technology*, 60(3):443–454, 2009.
- [10] Carlos H Caldas and Lucio Soibelman. Automating hierarchical document classification for construction management information systems. *Automation in Construction*, 12(4):395–406, 2003.
- [11] Samaneh Chagheri, Catherine Roussey, Sylvie Calabretto, and Cyril Dumoulin. Technical documents classification. In *Proceedings of the 15th International Conference on Computer Supported Cooperative Work in Design (CSCWD)*, pages 808–812. IEEE, 2011.
- [12] Samuel W K Chan and Mickey W C Chong. Unsupervised clustering for nontextual web document classification. *Decision Support Systems*, 37:377–396, 2004.
- [13] Aixin Sun, Ee-peng Lim, and Ying Liu. On strategies for imbalanced text classification using SVM : A comparative study. *Decision Support Systems*, 48(1):191–201, 2009. ISSN 0167-9236.
- [14] Kristof Coussement and Dirk Van Den Poel. Improving customer complaint management by automatic email classification using linguistic style features as predictors. *Decision Support Systems*, 44:870–882, 2008.
- [15] Abhinav Singh and Conrad S Tucker. A machine learning approach to product review disambiguation based on function , form and behavior classification. *Decision Support Systems*, 97:81–91, 2017. ISSN 0167-9236.
- [16] Michael Siering, Amit V Deokar, and Christian Janze. Disentangling consumer recommendations : Explaining and predicting airline recommendations based on online reviews. *Decision Support Systems*, 107:52–63, 2018. ISSN 0167-9236.
- [17] Leonidas Aristodemou and Frank Tietze. The state-of-the-art on Intellectual Property Analytics (IPA): A literature review on artificial intelligence, machine learning and deep learning methods for analysing intellectual property (IP) data. *World Patent Information*, 55(October):37–51, 2018.
- [18] Shaobo Li, Jie Hu, Yuxin Cui, and Jianjun Hu. DeepPatent: patent classification with convolutional neural networks and word embedding. *Scientometrics*, 117(2):721–744, 2018.

¹⁰<https://ddi.sutd.edu.sg/>

- [19] Julie S Linsey, Kristin L Wood, and Arthur B Markman. Modality and representation in analogy. *Artificial Intelligence for Engineering Design, Analysis and Manufacturing*, 22(2):85–100, 2008.
- [20] David G Ullman, Stephen Wood, and David Craig. The importance of drawing in the mechanical design process. *Computers & graphics*, 14(2):263–274, 1990.
- [21] Shuo Jiang, Jianxi Luo, Guillermo Ruiz-pava, Jie Hu, and Christopher L Magee. Deriving design feature vectors for patent images using convolutional neural networks. *ASME Journal of Mechanical Design*, 143(6):061405, 2021.
- [22] Zijian Zhang and Yan Jin. An Unsupervised Deep Learning Model to Discover Visual Similarity Between Sketches for Visual Analogy Support. In *Proceedings of the 2020 ASME International Design Engineering Technical Conferences and Information in Engineering Conference (IDETC/CIE)*, page V008T08A003, Virtual, Online, Aug. 17-19, 2020. American Society of Mechanical Engineers.
- [23] Pradeep K Atrey, M Anwar Hossain, Abdulmoteleb El Saddik, and Mohan S Kankanhalli. Multimodal fusion for multimedia analysis: a survey. *Multimedia systems*, 16(6):345–379, 2010.
- [24] Chidansh Amitkumar Bhatt and Mohan S Kankanhalli. Multimedia data mining: state of the art and challenges. *Multimedia Tools and Applications*, 51(1):35–76, 2011.
- [25] Binyang Song and Jianxi Luo. Mining patent precedents for data-driven design: the case of spherical rolling robots. *Journal of Mechanical Design*, 139(11), 2017.
- [26] William L Hamilton, Rex Ying, and Jure Leskovec. Inductive representation learning on large graphs. In *Proceedings of the 31st International Conference on Neural Information Processing Systems*, pages 1025–1035, 2017.
- [27] Jianxi Luo, Serhad Sarica, and Kristin L. Wood. Guiding Data-Driven Design Ideation by Knowledge Distance. *Knowledge-Based Systems*, 218:106873, 2021.
- [28] Sida Wang and Christopher D Manning. Baselines and bigrams: Simple, good sentiment and topic classification. In *Proceedings of the 50th annual meeting of the association for computational linguistics (ACL)*, pages 90–94. Association for Computational Linguistics, 2012.
- [29] Thorsten Joachims. Text categorization with support vector machines: Learning with many relevant features. In *Proceedings of the European conference on machine learning (ECML)*, pages 137–142. Springer, 1998.
- [30] Nal Kalchbrenner, Edward Grefenstette, and Phil Blunsom. A convolutional neural network for modelling sentences. *The Annual Meeting of the Association for Computational Linguistics*, pages 655–665, 2014.
- [31] Pengfei Liu, Xipeng Qiu, and Xuanjing Huang. Recurrent neural network for text classification with multi-task learning. *Proceedings of the Twenty-Fifth International Joint Conference on Artificial Intelligence (IJCAI)*, pages 2873–2879, 2016.
- [32] Geoffrey E Hinton, Alex Krizhevsky, and Sida D Wang. Transforming auto-encoders. In *International conference on artificial neural networks*, pages 44–51. Springer, 2011.
- [33] Ashish Vaswani, Noam Shazeer, Niki Parmar, Jakob Uszkoreit, Llion Jones, Aidan N Gomez, Łukasz Kaiser, and Illia Polosukhin. Attention is all you need. In *Proceedings of the 31st Conference on Neural Information Processing Systems (NIPS)*, pages 5998–6008, Long Beach, CA, USA, Dec. 4-9, 2017.
- [34] Armand Joulin, Edouard Grave, Piotr Bojanowski, and Tomas Mikolov. Bag of Tricks for Efficient Text Classification. In *Proceedings of the 15th Conference of the European Chapter of the Association for Computational Linguistics, 2017*, pages 427–431, 2017.
- [35] Siwei Lai, Liheng Xu, Kang Liu, and Jun Zhao. Recurrent convolutional neural networks for text classification. In *Proceedings of the Twenty-Ninth Conference on Artificial Intelligence (AAAI)*, pages 2267–2273, 2015.
- [36] Zichao Yang, Diyi Yang, Chris Dyer, Xiaodong He, Alex Smola, and Eduard Hovy. Hierarchical attention networks for document classification. In *Proceedings of the 2016 conference of the North American chapter of the association for computational linguistics: human language technologies*, pages 1480–1489, 2016.
- [37] Caspar J Fall, Atilla Töröcsvári, Patrick Fiévet, and Gabor Karetka. Automated categorization of German-language patent documents. *Expert Systems with Applications*, 26(2):269–277, 2004.
- [38] Domonkos Tikk, György Biró, and Jae Dong Yang. Experiment with a hierarchical text categorization method on WIPO patent collections. In *Applied Research in Uncertainty Modeling and Analysis*, pages 283–302. 2005.
- [39] Florina Piroi, Mihai Lupu, Allan Hanbury, Alan P Sexton, Walid Magdy, and Igor V Filippov. CLEF-IP 2010: Retrieval Experiments in the Intellectual Property Domain. In *The workshop proceedings of the 2010 Cross-Language Evaluation Forum for European Languages*, 2010.

- [40] Florina Piroi, Mihai Lupu, Allan Hanbury, and Veronika Zenz. CLEF-IP 2011: Retrieval in the Intellectual Property Domain. In *The workshop proceedings of the 2011 Cross-Language Evaluation Forum (CLEF)*, 2011.
- [41] Suzan Verberne and Eva D’hondt. Patent Classification Experiments with the Linguistic Classification System LCS in CLEF-IP 2011. In *The workshop proceedings of the 2011 Cross-Language Evaluation Forum for European Languages*, 2011.
- [42] Zhen Li, Derrick Tate, Christopher Lane, and Christopher Adams. A framework for automatic TRIZ level of invention estimation of patents using natural language processing, knowledge-transfer and patent citation metrics. *Computer-aided design*, 44(10):987–1010, 2012.
- [43] Chih-Hung Wu, Yun Ken, and Tao Huang. Patent classification system using a new hybrid genetic algorithm support vector machine. *Applied Soft Computing*, 10(4):1164–1177, 2010.
- [44] Mattyws F. Grawe, Claudia A. Martins, and Andreia G. Bonfante. Automated patent classification using word embedding. *Proceedings of International Conference on Machine Learning and Applications*, pages 408–411, 2017.
- [45] Marawan Shalaby, Jan Stutzki, Matthias Schubert, and Stephan Günnemann. An LSTM approach to patent classification based on fixed hierarchy vectors. In *Proceedings of the 2018 SIAM International Conference on Data Mining*, pages 495–503. SIAM, 2018.
- [46] Julian Risch and Ralf Krestel. Domain-specific word embeddings for patent classification. *Data Technologies and Applications*, 53(1):108–122, 2019.
- [47] Jason Hepburn. Universal Language Model Fine-tuning for Patent Classification. In *Proceedings of the Australasian Language Technology Association Workshop 2018*, pages 93–96, 2018.
- [48] Dylan Myungchul Kang, Charles Cheolgi Lee, Suan Lee, and Wookey Lee. Patent prior art search using deep learning language model. *Symposium on International Database Engineering & Applications*, 2020.
- [49] Jieh Sheng Lee and Jieh Hsiang. Patent classification by fine-tuning BERT language model. *World Patent Information*, 61(1):101965, 2020.
- [50] Louay Abdelgawad, Peter Kluegl, Erdan Genc, Stefan Falkner, and Frank Hutter. Optimizing Neural Networks for Patent Classification. In *Joint European Conference on Machine Learning and Knowledge Discovery in Databases*, pages 688–703. Springer International Publishing, 2020.
- [51] Lawrence A Tomei. Taxonomy for the technology domain. In *Information Science Publishing*, pages 89–108. 2005.
- [52] Tadas Baltrušaitis, Chaitanya Ahuja, and Louis-Philippe Morency. Multimodal machine learning: A survey and taxonomy. *IEEE transactions on pattern analysis and machine intelligence*, 41(2):423–443, 2018.
- [53] Jiquan Ngiam, Aditya Khosla, Mingyu Kim, Juhan Nam, Honglak Lee, and Andrew Y Ng. Multimodal deep learning. *Proceedings of the 28th International Conference on International Conference on Machine Learning*, pages 689–696, 2011.
- [54] Nitish Srivastava and Russ R Salakhutdinov. Multimodal learning with deep boltzmann machines. In *Advances in neural information processing systems*, pages 2222–2230, 2012.
- [55] Yoonseop Kang, Saehoon Kim, and Seungjin Choi. Deep learning to hash with multiple representations. In *2012 IEEE 12th International Conference on Data Mining*, pages 930–935. IEEE, 2012.
- [56] Zuxuan Wu, Yu-Gang Jiang, Jun Wang, Jian Pu, and Xiangyang Xue. Exploring inter-feature and inter-class relationships with deep neural networks for video classification. In *Proceedings of the 22nd ACM international conference on Multimedia*, pages 167–176, 2014.
- [57] Youssef Mrroueh, Etienne Marcheret, and Vaibhava Goel. Deep multimodal learning for audio-visual speech recognition. In *Proceedings of the 2015 IEEE International Conference on Acoustics, Speech and Signal Processing (ICASSP)*, pages 2130–2134. IEEE, 2015.
- [58] Nicolas Audebert, Catherine Herold, Kuider Slimani, and Cédric Vidal. Multimodal deep networks for text and image-based document classification. *Joint European Conference on Machine Learning and Knowledge Discovery in Databases*, pages 427–443, 2019.
- [59] Karen Simonyan and Andrew Zisserman. Very deep convolutional networks for large-scale image recognition. *Proceedings of the 3rd International Conference on Learning Representations (ICLR)*, 2015.
- [60] Jia Deng, Wei Dong, Richard Socher, Li-Jia Li, Kai Li, and Li Fei-Fei. Imagenet: A large-scale hierarchical image database. In *2009 IEEE conference on computer vision and pattern recognition (CVPR)*, pages 248–255. Ieee, 2009.

- [61] Mike Schuster and Kuldip K Paliwal. Bidirectional recurrent neural networks. *IEEE transactions on Signal Processing*, 45(11):2673–2681, 1997.
- [62] Dzmitry Bahdanau, Kyunghyun Cho, and Yoshua Bengio. Neural Machine Translation by Jointly Learning to Align and Translate. In *Proceedings of the 3rd International Conference on Learning Representations (ICLR)*, 2015.
- [63] Sepp Hochreiter and Jürgen Schmidhuber. Long short-term memory. *Neural computation*, 9(8):1735–1780, 1997.
- [64] Sainbayar Sukhbaatar, Jason Weston, Rob Fergus, and Others. End-to-end memory networks. In *Advances in neural information processing systems*, pages 2440–2448, 2015.
- [65] Ankit Kumar, Ozan Irsoy, Peter Ondruska, Mohit Iyyer, James Bradbury, Ishaan Gulrajani, Victor Zhong, Romain Paulus, and Richard Socher. Ask me anything: Dynamic memory networks for natural language processing. In *Proceedings of the 33rd International Conference on Machine Learning (ICML)*, pages 1378–1387, 2016.
- [66] Katherine Fu, Jeremy Murphy, Maria Yang, Kevin Otto, Dan Jensen, and Kristin Wood. Design-by-analogy: experimental evaluation of a functional analogy search methodology for concept generation improvement. *Research in Engineering Design*, 26(1):77–95, 2015.
- [67] Binyang Song, V Srinivasan, and Jianxi Luo. Patent stimuli search and its influence on ideation outcomes. *Design Science*, 3(e25):1–25, 2017.
- [68] Jianxi Luo, Bowen Yan, and Kristin Wood. InnoGPS for data-driven exploration of design opportunities and directions: the case of Google driverless car project. *Journal of Mechanical Design*, 139(11), 2017.
- [69] Hyoung Jun Kim, Tae San Kim, and So Young Sohn. Recommendation of startups as technology cooperation candidates from the perspectives of similarity and potential : A deep learning approach. *Decision Support Systems*, 130(December 2019):113229, 2020.
- [70] Hsiao-hui Lee, Jianer Zhou, and Po-hsuan Hsu. The role of innovation in inventory turnover performance. *Decision Support Systems*, 76:35–44, 2015.
- [71] Juan Carlos Gomez and Marie-Francine Moens. A survey of automated hierarchical classification of patents. In *Professional search in the modern world*, pages 215–249. Springer, 2014.
- [72] Christopher L Benson and Christopher L Magee. A hybrid keyword and patent class methodology for selecting relevant sets of patents for a technological field. *Scientometrics*, 96(1):69–82, 2013.
- [73] Satoshi Tsutsui and David J Crandall. A data driven approach for compound figure separation using convolutional neural networks. In *2017 14th IAPR International Conference on Document Analysis and Recognition (ICDAR)*, volume 1, pages 533–540. IEEE, 2017.
- [74] Po-Shen Lee and Bill Howe. Detecting and dismantling composite visualizations in the scientific literature. In *International Conference on Pattern Recognition Applications and Methods*, pages 247–266. Springer, 2015.
- [75] Mario Taschwer and Oge Marques. Automatic separation of compound figures in scientific articles. *Multimedia Tools and Applications*, 77(1):519–548, 2018.
- [76] Alper Kursat Uysal and Serkan Gunal. The impact of preprocessing on text classification. *Information Processing & Management*, 50(1):104–112, 2014.
- [77] Robert M. Hayes. The SMART retrieval system: Experiments in automatic document processing. *IEEE Transactions on Professional Communication*, 9(3):199, 1973.
- [78] Kristina Toutanova and Christopher D Manning. Enriching the knowledge sources used in a maximum entropy part-of-speech tagger. In *Proceedings of the 2000 Joint SIGDAT conference on Empirical methods in natural language processing (EMNLP)*, pages 63–70. Association for Computational Linguistics, 2000.
- [79] Steven Bird and Edward Loper. NLTK: the natural language toolkit. *Proceedings of the 42nd Annual Meeting of the Association for Computational Linguistics (ACL)*, 2004.
- [80] Bolei Zhou, Aditya Khosla, Agata Lapedriza, Aude Oliva, and Antonio Torralba. Learning Deep Features for Discriminative Localization. In *Proceedings of the IEEE conference on computer vision and pattern recognition*, pages 2921–2929, Las Vegas, United States, 2016.
- [81] Serhad Sarica, Jianxi Luo, and Kristin L Wood. TechNet: Technology semantic network based on patent data. *Expert Systems with Applications*, 142:112995, 2020.
- [82] Lizhong Xiao, Guangzhong Wang, and Yang Zuo. Research on Patent Text Classification Based on Word2Vec and LSTM. *Proceedings - 2018 11th International Symposium on Computational Intelligence and Design*, 1:71–74, 2018.

- [83] Kaiming He, Xiangyu Zhang, Shaoqing Ren, and Jian Sun. Delving deep into rectifiers: Surpassing human-level performance on imagenet classification. In *Proceedings of the IEEE international conference on computer vision (ICCV)*, pages 1026–1034, 2015.
- [84] Diederik P Kingma and Jimmy Ba. Adam: A Method for Stochastic Optimization. In *Proceedings of the 3rd International Conference on Learning Representations (ICLR)*, 2015.
- [85] Jeffrey Pennington, Richard Socher, and Christopher D Manning. Glove: Global vectors for word representation. In *Proceedings of the 2014 conference on empirical methods in natural language processing (EMNLP)*, pages 1532–1543, 2014.
- [86] Robyn Speer, Joshua Chin, and Catherine Havasi. Conceptnet 5.5: An open multilingual graph of general knowledge. In *Proceedings of the 31st AAAI Conference on Artificial Intelligence* February, pages 4444–4451, San Francisco, California, USA, Feb. 4-9, 2017.
- [87] Ikuya Yamada, Akari Asai, Hiroyuki Shindo, Hideaki Takeda, and Yoshiyasu Takefuji. Wikipedia2Vec: an optimized tool for learning embeddings of words and entities from Wikipedia. In *Proceedings of the 2020 Conference on Empirical Methods in Natural Language Processing*, pages 23–30, 2020.
- [88] Jacob Devlin, Ming-Wei Chang, Kenton Lee, and Kristina Toutanova. BERT: Pre-training of deep bidirectional transformers for language understanding. *Proceedings of the 2019 Conference of the North American Chapter of the Association for Computational Linguistics: Human Language Technologies (NAACL-HLT)*, pages 4171–4186, 2019.
- [89] Jing Gao, Peng Li, Zhikui Chen, and Jianing Zhang. A survey on deep learning for multimodal data fusion. *Neural Computation*, 32(5):829–864, 2020.
- [90] Yaakov HaCohen-Kerner, Daniel Miller, and Yair Yigal. The influence of preprocessing on text classification using a bag-of-words representation. *PLoS ONE*, 15(5):1–22, 2020.