

ARBORESCENCE OF POSITIVE THOMPSON LINKS

VALERIANO AIELLO AND SEBASTIAN BAADER

ABSTRACT. We show that the links associated with positive elements of the Thompson group F coincide with the closures of bipartite arborescent tangles.

1. INTRODUCTION

The Thompson group F shares two important features with the union of the braid groups: it contains a natural positive monoid F_+ generated by countably many generators x_0, x_1, x_2, \dots , and it comes with a link construction, recently described by Jones [11, 13]. The elements of the Thompson group can be encoded by pairs of finite rooted binary plane trees. As in the braid groups, every group element of the Thompson group is a product of a positive and a negative element, each of which is determined by a single tree [7]. We refer to links associated with positive elements of the Thompson group as positive Thompson links. In [10, Problem 6.16] Golan and Sapir asked what types of links correspond to F_+ . As we will see, these links are all arborescent. Moreover, their underlying rooted plane trees are bipartite, in the following sense: their vertices carry weights ± 1 , so that all pairs of neighbouring vertices carry different signs, and so that all vertices with positive sign have valency two.

Theorem 1. *The set of positive Thompson links coincides with the set of closures of bipartite arborescent tangles.*

Arborescent links are described by rooted plane trees with integer weights [6]; they are traditionally also called algebraic [14]. Our convention is such that alternating tangles correspond to trees all whose weights have the same sign. This is compatible with the usual convention for rational tangles [8, 9]. Our second result shows that all closures of positive arborescent tangles are realised as positive Thompson links.

Corollary 1. *The set of positive Thompson links contains the set of links associated with plane rooted trees with all strictly positive signs.*

The class of links associated with positive arborescent tangles contains all two-bridge knots, in particular positive and negative ones.

In order to prevent confusion, we should point out that that positive vertex signs do not necessarily stand for positive crossings. The two examples shown in Figure 1 illustrate the sign convention and demonstrate that the positive and negative trefoil knots are both realised as arborescent tangles with positive weights.

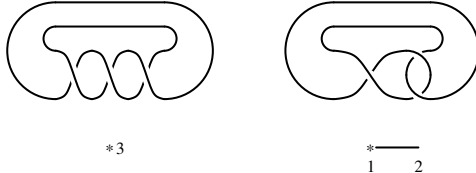


FIGURE 1. Positive and negative trefoil knot.

While unoriented links are encoded in the Thompson group F , for oriented links one has to consider Jones' oriented subgroup \vec{F} ([11], see also [1, 4]). In a predecessor of this paper, we proved that links associated with positive elements of the oriented Thompson group are positive [2]. The links there are a subfamily of the ones considered here. The examples of Figure 1 show that link positivity does not persist when dropping the orientability.

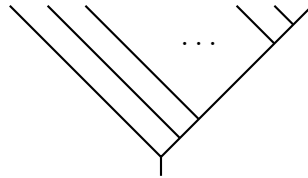
The proofs of Theorem 1 and Corollary 1 are presented in Sections 2 and 3, respectively.

2. ARBORESCENT DIAGRAMS AND BIPARTITE TREES

The Thompson group F consists of all piecewise affine homeomorphisms of the unit interval with slopes being powers of 2 and dyadic breakpoints. The action of such a homeomorphism can be stored by pairs of finite rooted planar binary trees with equal number of leaves [7]. A tree with 2 leaves is herein referred to as caret (see Figure 3). Each finite rooted planar binary tree may be obtained from the tree consisting of one vertex by repeated additions of carets.

A few years ago Jones introduced a machinery that allows to construct unitary representations of the Thompson group [11, 12, 5, 3]. This also led him to define a link diagram out of such pairs of trees, by gluing together pairs of tangles along a horizontal line [11]. Every link arises from his construction, which we briefly recall. Let T be a rooted binary plane tree with n leaves. Choose a union of n half-circles in the upper half-plane with endpoints on the x -axis, whose intersection pattern is modelled on T . Obtain an alternating tangle by declaring innermost circles to pass on top, as shown in the three examples of Figure 2. Now pairs of trees with matching numbers of leaves give rise

to pairs of tangles that can be glued together. In the case of positive elements, one of these trees, called the bottom tree, can always be chosen to have the following shape



which corresponds to a standard tangle, to be found in Figures 2 and 4.

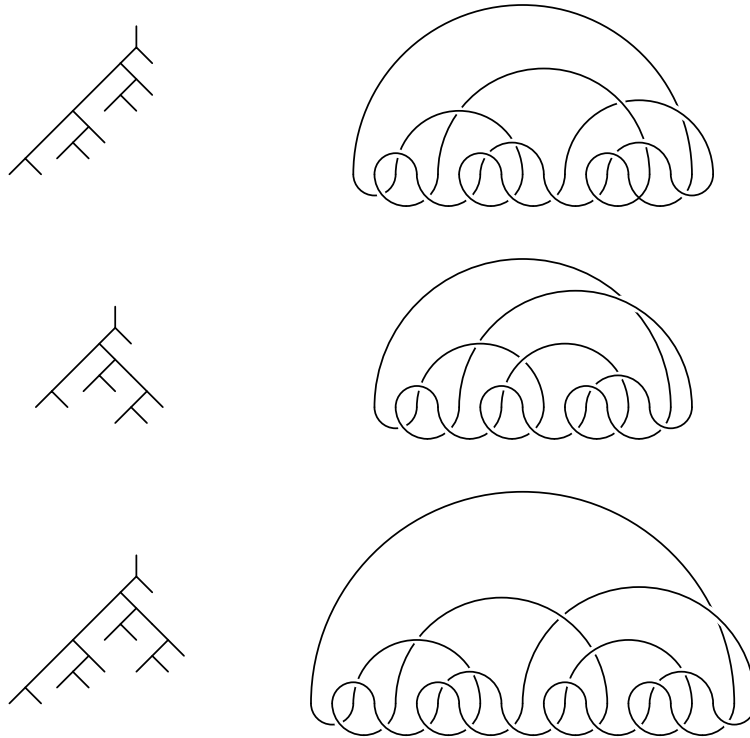


FIGURE 2. Positive Thompson knots $3_1, 3_1^*, 4_1$.

In summary, the links associated with positive elements of the Thompson group are defined as special closures of tangles determined by a single rooted binary plane tree. As we can see from Figure 2, the positive and negative trefoil knot 3_1 and 3_1^* , as well as the figure-eight knot 4_1 , arise from this construction.

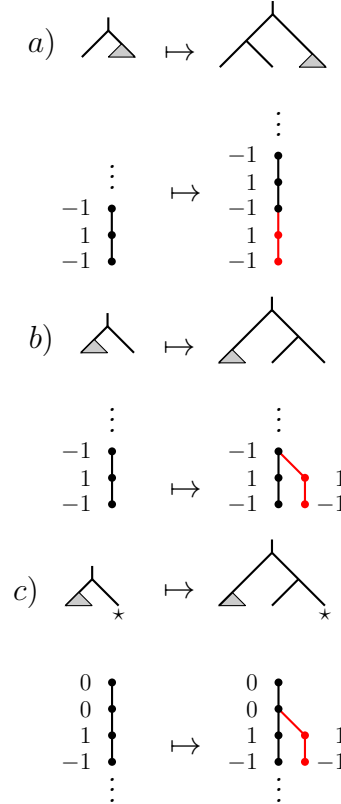
In the rest of this section, we explain why positive Thompson link diagrams are closures of arborescent tangles. Let us start with the first

non-trivial rooted binary tree, with two leaves. The corresponding link diagram is a union of two overlapping circles, which we may interpret as the closure of an arborescent tangle in many ways. We choose quite an unusual interpretation, with two vertices of weight zero, corresponding to crossingless tangles, as shown in Figure 3. The reason for this choice is the inductive argument, which now follows.



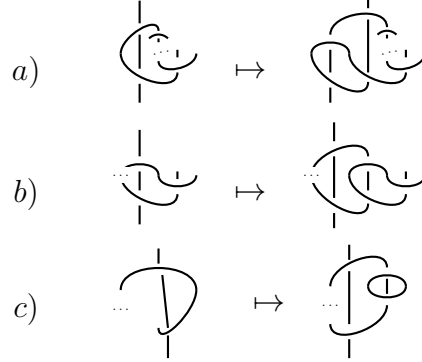
FIGURE 3. Basic arborescent tangle.

Lemma 1. *By adding a caret to a leaf to a rooted planar binary tree, the corresponding weighted tree changes according to the following rules, depending on whether we attach it to a left leaf (case a)), to a right-inner leaf (case b)), or to the right-most leaf (case c)). The new edges are drawn in red.*



where in case c) we put the label \star below the right-most leaf of the tree.

Proof. The claims follow by drawing the corresponding tangles



□

An easy application of the previous lemma yields the following result.

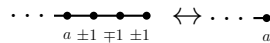
Proposition 1. *For every $g \in F_+$, the link $\mathcal{L}(g)$ admits an arborescent description with two adjacent vertices of weight zero, one of which is the root, all other weights ± 1 , and with all the vertices of weight 1 having degree 2.*

We observe that all crossings corresponding to vertices of weight -1 belong to the bottom tangle. A global example is shown in Figure 4: the full binary tree with sixteen leaves, together with its link diagram and the arborescent tangle description obtained from the above procedure. From this example, we can guess an explicit arborescent tangle description for the Thompson links associated with full binary trees; they all represent the trivial link with two components.

Arborescent tangles are made up of finitely many twist regions that are wired in an arborescent pattern. In practice, these twist regions are chosen to be as large as possible. We will do the contrary, in order to realise the closures of all the alternating arborescent tangles as positive Thompson links. We call a finite rooted plane tree **bipartite**, if it carries a bipartite structure, encoded by vertex weights ± 1 , so that the root, as well as all leaves, carry the weight -1 , and the vertices of weight 1 have degree 2.

Our goal is to prove Theorem 1. First we present the following lemma and then we will prove the first inclusion.

Lemma 2. *For any $a \in \mathbb{N}$, the following move does not affect the corresponding arborescent links*



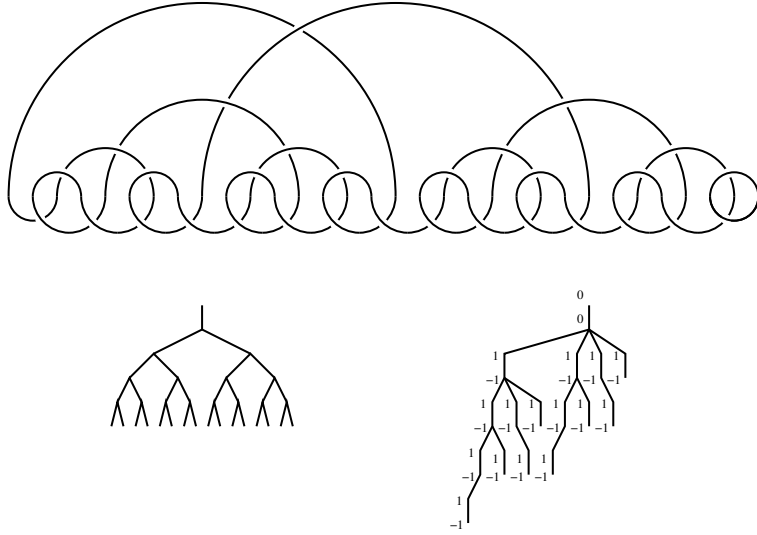
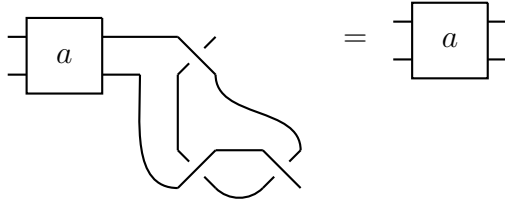


FIGURE 4. Full binary tree with sixteen leaves.

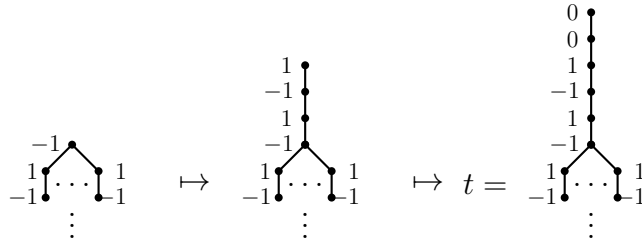
Proof. We only consider the case where the last 3 vertices have weights 1, -1, 1; the case -1, 1, -1 is analogous. The claim follows at once by drawing the corresponding tangles



□

Proposition 2. *The closure of every arborescent tangle associated with a finite rooted plane bipartite tree is realised as a link of a positive element of the Thompson group.*

Proof. First we manipulate the bipartite tree as follows

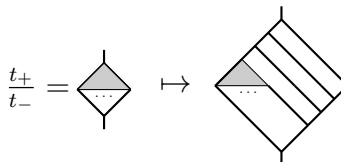


The first step does not affect the corresponding link thanks to Lemma 2. The second step clearly does not change the link. Now by applying the rules a), b) and c) from Lemma 1 we obtain an element of F_+ whose closure is the same as the link associated with t . \square

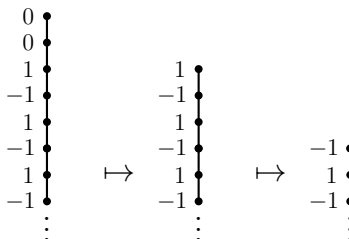
We now prove that the converse inclusion holds.

Proposition 3. *Every positive Thompson link is the closure of an arborescent tangle associated with a finite rooted plane bipartite tree.*

Proof. Given an element $g \in F_+$, let (t_+, t_-) be the minimal pair of trees representing g . It is easy to check that applying the transformation depicted below does not affect the corresponding positive Thompson link.



Thanks to this move, we may assume that in the tree constructed by means of Lemma 1 the two vertices of weight 0 have degree 1 and 2. Below the corresponding tree is displayed, along with a bipartite tree yielding the same link (see Lemma 2).



\square

3. TREES WITH POSITIVE SIGNS

The aim of this section is to prove Corollary 1. Our strategy is to show that the links associated with plane rooted trees with all strictly positive signs can also be realised by bipartite trees. We give a proof by induction on the number of vertices of the tree by presenting an explicit algorithm.

We start with the simplest tree, a single vertex with a positive weight k . The corresponding tangle, a single twist region with k crossings, is realised by the rooted plane bipartite tree depicted on the left of Figure 5. The three trees in that figure represent the same tangle.

Here the first equality is a consequence of Lemma 2, the second one is obvious.

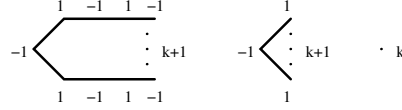
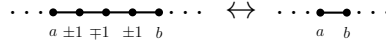


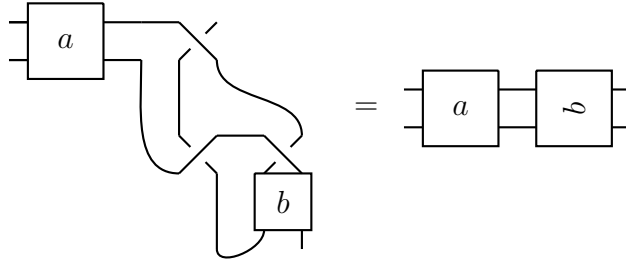
FIGURE 5. Realising a single twist region with k crossings.

Suppose now that the number of vertices is strictly larger than 1. The **first step** is to subdivide each edge into four parts by inserting 3 vertices, two of weight -1 and one of weight 1. In the following lemma we show that this does not affect the corresponding link.

Lemma 3. *For any $a, b \in \mathbb{N}$, the following move does not affect the corresponding arborescent links*



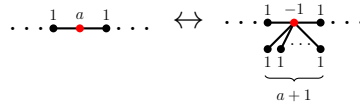
Proof. We only consider the case where we add the the sequence 1, -1, 1. The claim follows at once by drawing the corresponding tangles



□

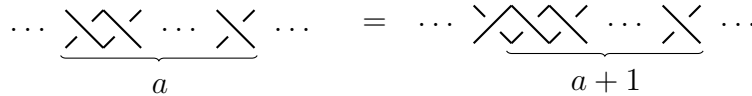
In the **second step** we need to replace the vertices whose weight is strictly greater than 1 by suitable bipartite trees.

Lemma 4. *Any vertex of weight $a \in \mathbb{N}$ can be replaced by*



without affecting the corresponding link.

Proof. In the figure below we represent both tangles



□

Finally if there are two consecutive vertices of weight 1 (this happens whenever some of the vertices of the original tree have weight 1) insert 3 vertices of weight $-1, 1, -1$ (this does not affect the corresponding link thanks to Lemma 3). The same sequence can be attached to all leaves with sign $+1$, leaving us with a bipartite tree. This concludes the proof of Corollary 1.

ACKNOWLEDGEMENTS

The authors acknowledge the support by the Swiss National Science foundation through the SNF project no. 178756 (Fibred links, L-space covers and algorithmic knot theory).

REFERENCES

- [1] V. Aiello, *On the Alexander Theorem for the oriented Thompson group \vec{F}* , Algebraic & Geometric Topology 20 (2020) 429–438.
- [2] V. Aiello, S. Baader, *Positive oriented Thompson links*, arXiv:2101.04534.
- [3] V. Aiello, A. Brothier, R. Conti, *Jones representations of Thompson's group F arising from Temperley-Lieb-Jones algebras*, accepted for publication in Int. Math. Res. Not.
- [4] V. Aiello, R. Conti, V.F.R. Jones, *The Homflypt polynomial and the oriented Thompson group*, Quantum Topol. 9 (2018), 461–472
- [5] V. Aiello, V.F.R. Jones, *On spectral measures for certain unitary representations of R . Thompson's group F* , J. Funct. Anal., Volume 280, Issue 1, 1 January 2021, 108777
- [6] F. Bonahon, L. C. Siebenmann, *New Geometric Splittings of Classical Knots and the Classification and Symmetries of Arborescent Knots*, available at <https://dornsife.usc.edu/francis-bonahon/publications/>
- [7] J. W. Cannon, W. J. Floyd, W. R. Parry, *Introductory notes on Richard Thompson's groups*, Enseign. Math. (2) 42 (1996), no. 3-4, 215–256.
- [8] J. H. Conway, *An enumeration of knots and links, and some of their algebraic properties*, Computational problems in abstract algebra, Elsevier, 1970, pp. 329–358.
- [9] J. R. Goldman, L. H. Kauffman, *Rational tangles*, Adv. in Appl. Math. 18 (1997), no. 3, 300–332.
- [10] G. Golan, M. Sapir. *On Jones' subgroup of R . Thompson group F* . Journal of Algebra 470 (2017): 122–159.
- [11] V. F. R. Jones, *Some unitary representations of Thompson's groups F and T* , J. Comb. Algebra 1 (2017), 1–44.
- [12] V. F. R. Jones, *A no-go theorem for the continuum limit of a periodic quantum spin chain*. Communications in Mathematical Physics 357 (2018): 295-317.
- [13] V. F. R. Jones, *On the construction of knots and links from Thompson's groups*, Knots, low-dimensional topology and applications, 43–66, Springer Proc. Math. Stat. 284, Springer, Cham, 2019.

- [14] M. B. Thistlethwaite, *On the algebraic part of an alternating link*, Pacific J. Math. 151 (1991), no. 2, 317–333.

VALERIANO AIELLO, MATHEMATISCHES INSTITUT, UNIVERSITÄT BERN, ALPENEG-
GSTRASSE 22, 3012 BERN, SWITZERLAND

Email address: `valerianoaiello@gmail.com`

SEBASTIAN BAADER, MATHEMATISCHES INSTITUT, UNIVERSITÄT BERN, SI-
DLERSTRASSE 5, 3012 BERN, SWITZERLAND

Email address: `sebastian.baader@math.unibe.ch`