

# The MicroBooNE Experiment, the NuMI Absorber, and Heavy Neutral Leptons



Kevin J. Kelly and Pedro A.N. Machado

Theory Department, Fermi National Accelerator Laboratory, Batavia, IL 60510, USA

(Dated: September 16, 2021)

Motivated by the recent search for a Higgs-Portal Scalar decaying inside the MicroBooNE detector, we demonstrate that the same search can be used to constrain Heavy Neutral Leptons. These are gauge-singlet fermions that interact with the Standard Model by mixing with neutrinos only and could be related to the origin of neutrino masses. By recasting the results of the MicroBooNE Collaboration's analysis, we show that, for a Heavy Neutral Lepton that mixes predominantly with muon-flavored neutrinos, previously unexplored parameter space can be excluded for masses between 30 and 150 MeV. Additionally, we make our Monte Carlo tools publicly available.

**Introduction** – The revelation that neutrinos are massive particles has spurred great interest in their properties. Perhaps the simplest and most elegant mass mechanisms for neutrinos are based on the seesaw concept [1–11], in which the scale of neutrino mass is suppressed with respect to the electroweak scale due to the presence of new particles and the breaking of lepton number. In particular, several seesaw models postulate the existence of new leptons, neutral under the standard model gauge group –the heavy neutral leptons (HNLs).

In this letter, we show that current data from the MicroBooNE experiment [12] can constrain the existence of HNLs in an unexplored region of parameter space for masses between  $\sim 20 - 200$  MeV. In general, HNLs designate any fermion, neutral under the standard model gauge group, that mixes with neutrinos. Although HNLs are a common, generic outcome of many seesaw models, there is no clear indication of what are their masses, neither how large are their mixings with active neutrino flavors. This unpredictability has inspired a large effort to search for HNLs in a variety of environments: kinematics of meson decays [13–22]; production and decay in beam dump and neutrino experiments [23–30]; beta-decay spectral distortions [31–38]; direct production at high energy colliders [39–45]; and so on (see, e.g., Refs [46–49] for compilations of constraints). In this work, we are interested in recasting the recent MicroBooNE Higgs-Portal Scalar (HPS) analysis [12] to constrain HNLs in the 20-200 MeV mass range, as exhibited by Fig. 1. We include a [github repository](#) with simulation code for generating signal events for both HNL and HPS decays in this setup [50].

Before going into details of our recasting, it is useful to describe the aforementioned search by the MicroBooNE experiment, a liquid argon time projection chamber detector in the Booster Neutrino Beam line [51]. In Higgs portal models [52–57], a new, light scalar  $S$  mixes with the Higgs, acquiring small couplings to all standard model fermions. This mixing leads to production of the light scalars via loop effects in meson decays such as  $K^+ \rightarrow \pi^+ S$ , as well as decay of the light scalar into standard model fermions. The MicroBooNE anal-

ysis searched for  $S \rightarrow e^+e^-$  events which would be the dominant signature of the decay of this light scalar if its mass is below the dimuon production threshold.

The main experimental difficulty here lies in the fact that neutrino interactions in argon that lead to electromagnetic showers, such as  $\pi^0$  and photon production or  $\nu_e$  charged current interactions, are a background to this search. In view of that, MicroBooNE uses a clever, unorthodox strategy: to look for events in phase with the NuMI beam which points  $8^\circ$  away from MicroBooNE. In NuMI, charged kaons are produced when protons hit a target, and then travel through a decay pipe. Most  $K^+$  that do not decay will reach the absorber, stop, and decay at rest. The absorber is located 100 meters from the MicroBooNE detector and at an angle of about  $125^\circ$  with respect to the Booster Neutrino Beam line. The  $8^\circ$  off-axis angle between the NuMI beam and MicroBooNE reduces the neutrino flux from NuMI at MicroBooNE. Moreover, the large angle between the NuMI absorber

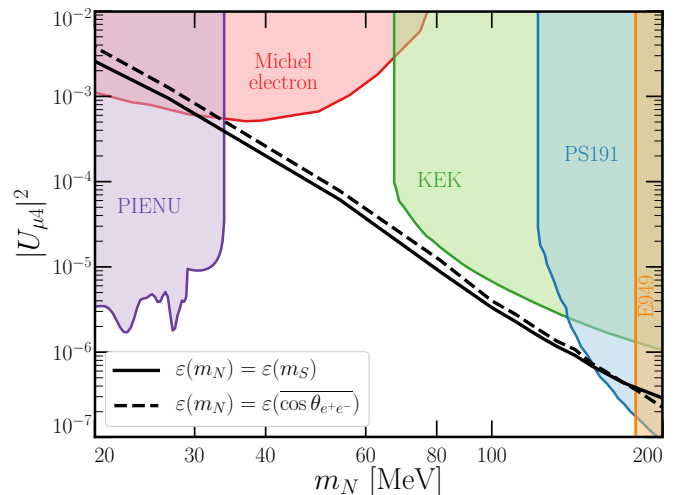


FIG. 1. MicroBooNE constraint on heavy neutral lepton parameter space as a function of its mass and mixing with muon neutrinos. Two assumptions regarding signal efficiency are shown in black (see text for detail) as well as comparisons against existing constraints [14, 20, 24, 47, 48, 58] (colored regions as labelled).

and the detector relative to the NuMI beam direction can be used to further mitigate backgrounds. These two features allows for a competitive experimental sensitivity to Higgs Portal Scalars (HPS).

MicroBooNE exploits several kinematical features of the  $e^+e^-$  pair to increase the signal-to-background ratio. These include the opening angle between the electrons and their angles with respect to the line connecting the absorber and the detector center<sup>1</sup>, and the number of hits and length of the reconstructed objects in the LArTPC. No attempt to perform particle identification or energy reconstruction is made.

The key to our recast lies in the fact that HNLs would be produced in the NuMI absorber and detected at MicroBooNE by processes very similar to those of the HPS scenario. Stopped kaons could decay isotropically to HNLs via  $\nu_\mu$  mixing, namely  $K^+ \rightarrow \mu^+ N$ . Then, these HNLs could reach MicroBooNE and decay inside the detector. In particular, the neutral current decay  $N \rightarrow \nu_\mu e^+ e^-$ , via the same mixing, would lead to  $e^+e^-$  pairs in MicroBooNE which would have similar kinematic features to the HPS scenario. The very same data used to constrain HPS can be readily used to put a competitive constraint on as-yet unexplored values of HNL masses and mixings.

**Heavy neutral lepton model** – As discussed, there is no clear-cut indication of what would be the HNL masses and mixings, or even how many of them could exist in nature. In light of that, we take a typical, simplified model approach which has the advantage of being general. We consider a single HNL which mixes significantly only with muon neutrinos, that is

$$|\nu_\mu\rangle = \sum_{i=1}^3 U_{\mu i}^* |\nu_i\rangle + U_{\mu 4}^* |N\rangle, \quad (1)$$

where  $U$  is a generalized version of the usual Pontecorvo-Maki-Nakagawa-Sakata matrix and  $N$  denotes the HNL. Nonzero  $U_{\tau 4}$  would not change the phenomenology we are interested in. Although mixing with electron neutrino could lead to the same experimental signatures we are focusing on, existing constraints from  $\pi^\pm$  decays (for  $m_N < m_{\pi^\pm} - m_e$ ) are stronger than those on  $U_{\mu 4}$  for similar masses, which would make the MicroBooNE constraint on  $U_{e 4}$  not competitive in this analysis, as checked numerically.

A nonzero mixing with muon neutrinos induces kaon branching ratio to  $N$

$$\text{Br}(K \rightarrow \mu N) \simeq \text{Br}(K \rightarrow \mu \nu) |U_{\mu 4}|^2 \rho_N \left( \frac{m_\mu^2}{m_K^2}, \frac{m_N^2}{m_K^2} \right), \quad (2)$$

where we have approximated  $|U_{\mu 4}|^2 \ll 1$ , which is justified by existing experimental bounds;  $m_\mu$ ,  $m_K$  and  $m_N$  are the masses of the muon, the kaon and the HNL; and [59]

$$\rho_N(x, y) = \frac{[x + y - (x - y)]^2 \sqrt{1 + (x - y)^2 - 2(x + y)}}{x(1 - x)^2}$$

is a phase space factor such that in the limit  $m_{\mu, N} \ll m_K$  we have  $\rho_N \rightarrow 1$ . The mixing with muon neutrinos also controls the  $N$  decay rate to  $e^+e^-$ . This decay depends on the nature of the HNL (Majorana versus Dirac). Assuming for concreteness that  $N$  is a Majorana fermion, its partial decay width to  $e^+e^-$  pairs is given by [23]

$$\Gamma(N \rightarrow \nu_\mu e^+ e^-) = 2 \frac{G_F^2 |U_{\mu 4}|^2 m_N^5}{768 \pi^3} (1 - 4s_W^2 + 8s_W^4) + \mathcal{O}(m_e^2/m_N^2), \quad (3)$$

where terms proportional to the ratio of the electron to HNL mass are neglected and  $s_W$  is the sine of the weak mixing angle. We have also kept explicit the factor of 2 due to the Majorana nature of  $N$ . This decay, for  $20 < m_N < 200$  MeV corresponds to a  $\sim 10\%$  branching ratio of all  $N$  decays. The other 90% is mostly  $N \rightarrow \nu \nu \nu$ , which is unobservable.

#### Signal Production and Constraint Recasting

The event rate  $R_X$  of a new-physics particle  $X$ , produced in a two-body kaon decay-at-rest, traveling to MicroBooNE from the NuMI absorber, and decaying within, can be expressed as the product of the production flux times the probability of decay:

$$R_X = \Phi_X A P(X \rightarrow e^+e^-) \varepsilon(m_X), \quad (4)$$

$$\Phi_X = \frac{N_{\text{KDAR}} \text{Br}(K^\pm \rightarrow X)}{4\pi D^2}, \quad (5)$$

$$P(X \rightarrow e^+e^-) = \frac{1}{\gamma c \tau_X} \int_D^{D+L} e^{-\frac{z}{\gamma c \tau_X}} dz \times \text{Br}(X \rightarrow e^+e^-) \quad (6)$$

Here,  $\Phi_X$  is the flux of  $X$  at the MicroBooNE detector, assumed to be nearly constant over the extent of the detector;  $A$  is the cross-sectional area as viewed by an incoming  $X$  from the NuMI absorber;  $P(X \rightarrow e^+e^-)$  is the probability of  $X$  decaying within the detector volume to, in our case,  $e^+e^-$  + anything; and  $\varepsilon(m_X)$  is the signal reconstruction efficiency, which may depend on the mass of the decaying particle.  $N_{\text{KDAR}}$  is the number of kaons decaying at rest in the NuMI absorber during the MicroBooNE data collection,  $D$  is the absorber/detector distance ( $\sim 100$  m),  $L$  is the extent of the detector for an incoming  $X$ ,  $\gamma = E_X/m_X$  can be determined from the two-body production of  $X$ , and  $\tau_X$  is the proper lifetime of the particle  $X$ .

If  $X$  is long-lived ( $c\tau_X \gg D, L$ ) relative to the other

<sup>1</sup> The MicroBooNE detector does not distinguish electrons from positrons, so we will use “electron” whenever we refer to the  $e^+$  or  $e^-$  experimental signature.

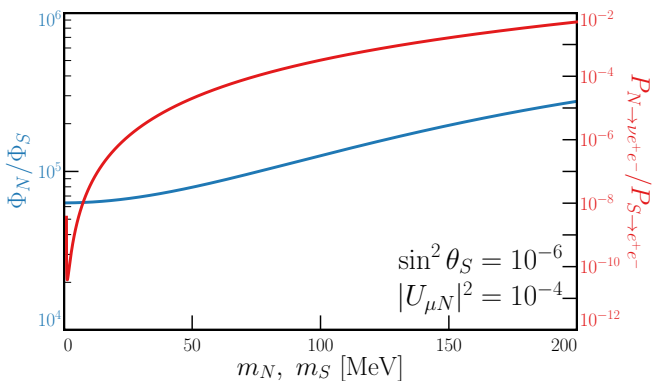


FIG. 2. Relative flux (blue) and decay probabilities (red) between the heavy neutral lepton  $N$  and the Higgs portal scalar  $S$  coming from the NuMI absorber via two-body kaon decay-at-rest and decaying within MicroBooNE. The product of these two, in addition to relative signal efficiencies, provides the relative signal event rate in MicroBooNE.

relevant distance scales<sup>2</sup>,

$$P(X \rightarrow e^+e^-) \simeq \frac{L}{\gamma c \tau_X} \text{Br}(X \rightarrow e^+e^-) = \frac{L}{\gamma} \Gamma(X \rightarrow e^+e^-). \quad (7)$$

When multiplied with  $A$  in Eq. (4), only the total volume of the detector, not its specific shape, enters the rate. We can compare the relative rates of hypothetical HPS and HNL decays within MicroBooNE coming from the NuMI absorber by calculating  $R_N/R_S$ :

$$\begin{aligned} \frac{R_N}{R_S} &= \frac{\Phi_N P(N \rightarrow \nu e^+e^-) \varepsilon(m_N)}{\Phi_S P(S \rightarrow e^+e^-) \varepsilon(m_S)}, \\ &= \frac{\text{Br}(K^\pm \rightarrow \mu^\pm N) m_N E_S \Gamma(N \rightarrow \nu e^+e^-) \varepsilon(m_N)}{\text{Br}(K^\pm \rightarrow \pi^\pm S) m_S E_N \Gamma(S \rightarrow e^+e^-) \varepsilon(m_S)}, \end{aligned} \quad (8)$$

where  $E_{N,S}$  are the energies of the HNL and HPS. This relative rate is described by the fluxes, probabilities of decaying within the detector, and signal efficiencies of the respective models. We defer discussion of the relative efficiencies to the next section.

The first two fractions in Eq. (8) can be determined from the HNL and HPS model parameters — each is proportional to  $|U_{\mu N}|^2 / \sin^2 \theta_S$ . In Fig. 2, we present these two fractions (the relative fluxes in blue and the relative decay probabilities in red) as a function of the HNL or HPS mass, with benchmark values of  $|U_{\mu N}|^2 = 10^{-4}$  and  $\sin^2 \theta_S = 10^{-6}$ . We see that, for these benchmark mixing values, a much larger flux of  $N$  is produced relative to  $S$ , however,  $S$  decays<sup>3</sup> much more rapidly than  $N$  (effec-

tively,  $c\tau_S \gg c\tau_N \gg D$ ), leading to a much smaller probability that a given  $N$  decays into an electron/positron pair in MicroBooNE than a given  $S$  does. This combination implies that the HNL and HPS event rates can be comparable if one assumes similar signal reconstruction efficiencies. Ref. [12] provides constraints on  $\theta_S$  and the efficiency  $\varepsilon(m_S)$  for  $m_S$  between  $2m_e$  and  $2m_\mu$ : with reasonable assumptions about  $\varepsilon(m_N)$ , we can recast MicroBooNE's HPS constraint onto HNL parameter space.

**Event Kinematics & Signal Efficiency** – The key challenge in recasting MicroBooNE's HPS search onto HNL parameter space is in determining the signal efficiency  $\varepsilon(m_N)$ . We take two approaches: first, we assume that  $\varepsilon(m_N) = \varepsilon(m_S)$  and that events from an  $N$  of a particular mass are accepted at the same rate as those from  $S$  with the same mass. There are obvious shortcomings with this approach, however: because  $N$ 's decay is three-body, the kinematics of the  $e^+e^-$  pair are different than those from the two-body  $S \rightarrow e^+e^-$  decay. In Ref. [12], signal identification (and background reduction) is optimized using boosted decision trees with kinematic quantities, especially the opening angle of the  $e^+e^-$  pair and their angles relative to the direction from the NuMI absorber: no particle ID or calorimetry is used. Therefore, it seems more reasonable that the efficiency depends more strongly on the opening angle of the  $e^+e^-$  pair than on the masses of the decaying particles.

To obtain a more realistic efficiency for HNL, we adopt the following second approach. For each HPS mass, we map its efficiency onto the average cosine of the  $e^+e^-$  opening angle  $\cos \theta_{e^+e^-}$ . Then we assign the HNL efficiency to match the HPS efficiency for the same value of  $\cos \theta_{e^+e^-}$ . Simulation code for three-body HNL decay  $N \rightarrow \nu e^+e^-$ , including alternate model assumptions such as  $N$  being a Dirac fermion, is available at [this URL](#) [50].

To justify this approach, Fig. 3(top) displays several truth-level signal distributions as a function of the opening angle between the electron/positron pair  $\cos \theta_{e^+e^-}$  and the angle between the higher-energy electron and the absorber direction  $\theta_{\text{lead}}$ . Three distributions are shown: the two purple/orange ones correspond to HPS with  $m_S = 100$  and  $80$  MeV, as labelled, and the blue/green one corresponds to an HNL with  $m_N = 100$  MeV. For the HPS ones, we note that there is only one relevant kinematical quantity in the two-body  $S$  decay, the rest-frame angle of the decay. This produces a strong correlation between these two quantities in the lab frame. In all three distributions, brighter colors correspond to where more events are expected.

For comparison, the bottom panel of Fig. 3 displays the same information after applying a  $3^\circ$  angular uncertainty to each of the electromagnetic showers [60]. While we see a considerable overlap for  $m_N = m_S$ , there is even more overlap between  $m_S = 80$  MeV and  $m_N = 100$  MeV, as three-body decays prefer larger  $\cos \theta_{e^+e^-}$  for the same mass of the mother particle. Note that  $m_S = 80$  MeV and

<sup>2</sup> This limit is well-satisfied for  $|U_{\mu 4}|^2 < (m_N/100 \text{ MeV})^{-5}$ . For the HPS, the requirement is  $\sin^2 \theta_S < 10^{-5} (m_S/100 \text{ MeV})^{-1}$ , satisfied for the parameter space of interest in Ref. [12]

<sup>3</sup> The sharp mass-dependence of the red curve in Fig. 2 comes from the relative scaling with masses of  $\Gamma(N \rightarrow \nu e^+e^-) \propto m_N^5$  vs.  $\Gamma(S \rightarrow e^+e^-) \propto m_S$ .

$m_N = 100$  MeV exhibit approximately the same value of  $\cos\theta_{e^+e^-}$ . This overlap is especially obvious in the bottom panel in terms of the reconstructed angles.

Finally, since HNLs decay to three daughter particles, the decay products tend to be less energetic. As the reconstruction of low energy electrons may be challenging, we also apply two kinematical cuts on top of both HPS and HNL efficiencies:  $E_{e^\pm} > 10$  MeV, so that the two tracks can be reconstructed; and  $|\cos\theta_{e^+e^-}| < \cos(10^\circ)$ ,

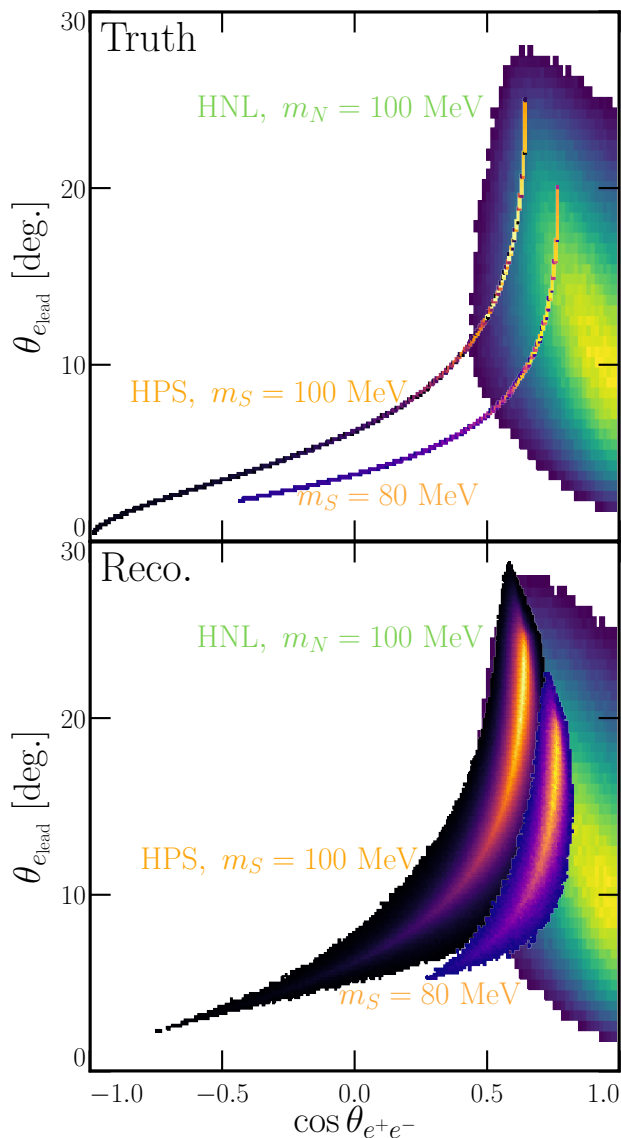


FIG. 3. Distributions of  $e^+e^-$  pairs as a function of the cosine of their opening angle vs. the angle of the higher-energy particle relative to the NuMI absorber direction. Top: truth-level information, Bottom: reconstructed information after applying a  $3^\circ$  angular uncertainty on electron tracks. Blue/green points come from an HNL with  $m_N = 100$  MeV where the two purple/orange ones come from HPS with  $m_S = 100$  MeV (top) and  $m_S = 80$  MeV (bottom). In all three, brighter/darker colors correspond to more signal events.

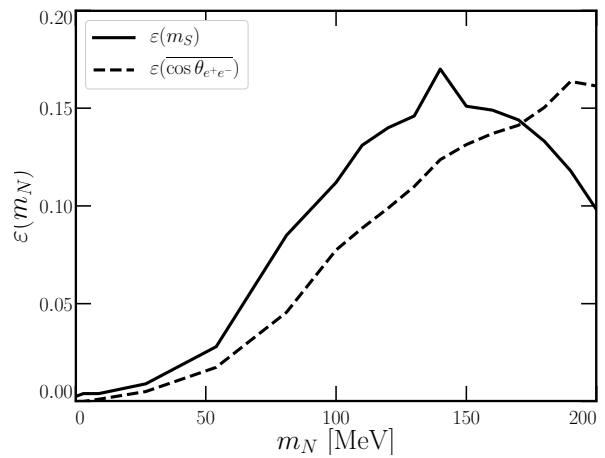


FIG. 4. Our two assumed signal efficiencies for HNL reconstruction: that the HNL efficiency matches the HPS efficiency given in Ref. [12] (solid) and that the dependence of the efficiency is based on the average opening angle of the electron/positron pair (dashed).

so that two distinct tracks can be identified. Fig. 4 shows the HNL efficiency as a function of the HNL mass for the two benchmark assumptions:  $\varepsilon(m_S) = \varepsilon(m_N)$  (solid line) and  $\varepsilon(m_N)$  tracing the average cosine of the  $e^+e^-$  opening angle (dashed line).

**Results and discussion** – Under these two assumptions for  $\varepsilon(m_N)$ , in tandem with the efficiencies and limits on  $\theta_S$  provided in Ref. [12], we can use Eq. (8) to determine the parameter space of  $m_N$  vs.  $|U_{\mu 4}|^2$  for which a comparable signal rate is expected and therefore, MicroBooNE can set a constraint. This is shown in Fig. 1 with the solid line corresponding to  $\varepsilon(m_N) = \varepsilon(m_S)$  and the dashed one to  $\varepsilon(m_N) = \varepsilon(\overline{\cos\theta_{e^+e^-}})$ . Colored regions depict existing experimental constraints as labelled from Refs. [14, 20, 24, 47, 48, 58].<sup>4</sup> We see that MicroBooNE can constrain new parameter space for  $34 \text{ MeV} < m_N < 150 \text{ MeV}$ , including by over two orders of magnitude for  $m_N \approx 65 \text{ MeV}$ . Even under the more conservative assumption on the HNL signal efficiency, the MicroBooNE constraint using current data remains world-leading in the aforementioned HNL mass window.

**Conclusions** – We have recasted MicroBooNE’s search for Higgs portal scalars onto the heavy neutral lepton parameter space. We have shown that, even with conservative assumptions on the HNL signal efficiency,

<sup>4</sup> An additional constraint exists from PS191, for  $30 \text{ MeV} \lesssim m_N \lesssim 250 \text{ MeV}$  [14]. However, as emphasized in Refs. [61, 62], incorrect model assumptions were made in Ref. [14], requiring one to recast the presented limits appropriately. Given the lack of consistency in such recasts in the literature, possibly due to the lack of clarity in Ref. [14] regarding systematic uncertainties and background events, we choose not to convey a constraint from this search in Fig. 1. We use this confusion as further encouragement for MicroBooNE to explore this parameter space.



MicroBooNE data still sets the world leading constraints on HNLs with masses between 34 and 150 MeV. We encourage the MicroBooNE collaboration to use our publicly available [Monte Carlo simulation code](#) to determine  $\varepsilon(m_N)$  more exactly and carry out this analysis. Finally, we call attention that a very similar search could be performed at ICARUS. While its distance to the NuMI absorber is also about 100 meters, its volume is about 5 times larger than that of MicroBooNE.

**Acknowledgements:** We thank Patrick Fox for valuable conversations on this work and Nikita Blinov and Shirley Li for testing our simulation code. We also thank Ryan Plestid and Manuel González López for useful discussions regarding Ref. [14]. Fermilab is operated by the Fermi Research Alliance, LLC under contract No. DE-AC02-07CH11359 with the United States Department of Energy. This project has received support from the European Union’s Horizon 2020 research and innovation program under the Marie Skłodowska-Curie grant agreement No. 860881-HIDDeN.

- 
- [1] R. N. Mohapatra and J. W. F. Valle, “Neutrino Mass and Baryon Number Nonconservation in Superstring Models,” *Phys. Rev. D* **34**, 1642 (1986).
- [2] Murray Gell-Mann, Pierre Ramond, and Richard Slansky, “Complex Spinors and Unified Theories,” *Conf. Proc. C* **790927**, 315–321 (1979), [arXiv:1306.4669 \[hep-th\]](#).
- [3] Tsutomu Yanagida, “Horizontal gauge symmetry and masses of neutrinos,” *Conf. Proc. C* **7902131**, 95–99 (1979).
- [4] Rabindra N. Mohapatra and Goran Senjanovic, “Neutrino Mass and Spontaneous Parity Nonconservation,” *Phys. Rev. Lett.* **44**, 912 (1980).
- [5] J. Schechter and J. W. F. Valle, “Neutrino Masses in SU(2) x U(1) Theories,” *Phys. Rev. D* **22**, 2227 (1980).
- [6] M. Magg and C. Wetterich, “Neutrino Mass Problem and Gauge Hierarchy,” *Phys. Lett. B* **94**, 61–64 (1980).
- [7] Rabindra N. Mohapatra and Goran Senjanovic, “Neutrino Masses and Mixings in Gauge Models with Spontaneous Parity Violation,” *Phys. Rev. D* **23**, 165 (1981).
- [8] George Lazarides, Q. Shafi, and C. Wetterich, “Proton Lifetime and Fermion Masses in an SO(10) Model,” *Nucl. Phys. B* **181**, 287–300 (1981).
- [9] Ernest Ma and Utpal Sarkar, “Neutrino masses and leptogenesis with heavy Higgs triplets,” *Phys. Rev. Lett.* **80**, 5716–5719 (1998), [arXiv:hep-ph/9802445](#).
- [10] Robert Foot, H. Lew, X. G. He, and Girish C. Joshi, “Seesaw Neutrino Masses Induced by a Triplet of Leptons,” *Z. Phys. C* **44**, 441 (1989).
- [11] Ernest Ma, “Pathways to naturally small neutrino masses,” *Phys. Rev. Lett.* **81**, 1171–1174 (1998), [arXiv:hep-ph/9805219](#).
- [12] P. Abratenko *et al.* (MicroBooNE), “Search for a Higgs portal scalar decaying to electron-positron pairs in the MicroBooNE detector,” (2021), [arXiv:2106.00568 \[hep-ex\]](#).
- [13] Robert E. Shrock, “General Theory of Weak Processes Involving Neutrinos. 2. Pure Leptonic Decays,” *Phys. Rev. D* **24**, 1275 (1981).
- [14] G. Bernardi *et al.*, “FURTHER LIMITS ON HEAVY NEUTRINO COUPLINGS,” *Phys. Lett. B* **203**, 332–334 (1988).
- [15] A. Aguilar-Arevalo *et al.* (PiENU), “Improved Measurement of the  $\pi \rightarrow e\nu$  Branching Ratio,” *Phys. Rev. Lett.* **115**, 071801 (2015), [arXiv:1506.05845 \[hep-ex\]](#).
- [16] A. Aguilar-Arevalo *et al.* (PIENU), “Improved search for heavy neutrinos in the decay  $\pi \rightarrow e\nu$ ,” *Phys. Rev. D* **97**, 072012 (2018), [arXiv:1712.03275 \[hep-ex\]](#).
- [17] A. S. Sadovsky *et al.* (OKA), “Search for heavy neutrino in  $K^+ \rightarrow \mu^+\nu_H$  decay,” *Eur. Phys. J. C* **78**, 92 (2018), [arXiv:1709.01473 \[hep-ex\]](#).
- [18] Cristina Lazzeroni *et al.* (NA62), “Search for heavy neutrinos in  $K^+ \rightarrow \mu^+\nu_\mu$  decays,” *Phys. Lett. B* **772**, 712–718 (2017), [arXiv:1705.07510 \[hep-ex\]](#).
- [19] Eduardo Cortina Gil *et al.* (NA62), “Search for heavy neutral lepton production in  $K^+$  decays,” *Phys. Lett. B* **778**, 137–145 (2018), [arXiv:1712.00297 \[hep-ex\]](#).
- [20] A. Aguilar-Arevalo *et al.* (PIENU), “Search for heavy neutrinos in  $\pi \rightarrow \mu\nu$  decay,” *Phys. Lett. B* **798**, 134980 (2019), [arXiv:1904.03269 \[hep-ex\]](#).
- [21] Eduardo Cortina Gil *et al.* (NA62), “Search for heavy neutral lepton production in  $K^+$  decays to positrons,” *Phys. Lett. B* **807**, 135599 (2020), [arXiv:2005.09575 \[hep-ex\]](#).
- [22] Eduardo Cortina Gil *et al.* (NA62), “Search for  $K^+$  decays to a muon and invisible particles,” *Phys. Lett. B* **816**, 136259 (2021), [arXiv:2101.12304 \[hep-ex\]](#).
- [23] Dmitry Gorbunov and Mikhail Shaposhnikov, “How to find neutral leptons of the  $\nu$ MSSM?” *JHEP* **10**, 015 (2007), [Erratum: *JHEP* 11, 101 (2013)], [arXiv:0705.1729 \[hep-ph\]](#).
- [24] A. V. Artamonov *et al.* (E949), “Search for heavy neutrinos in  $K^+ \rightarrow \mu^+\nu_H$  decays,” *Phys. Rev. D* **91**, 052001 (2015), [Erratum: *Phys.Rev.D* 91, 059903 (2015)], [arXiv:1411.3963 \[hep-ex\]](#).
- [25] Sergey Alekhin *et al.*, “A facility to Search for Hidden Particles at the CERN SPS: the SHiP physics case,” *Rept. Prog. Phys.* **79**, 124201 (2016), [arXiv:1504.04855 \[hep-ph\]](#).
- [26] Peter Ballett, Silvia Pascoli, and Mark Ross-Lonergan, “MeV-scale sterile neutrino decays at the Fermilab Short-Baseline Neutrino program,” *JHEP* **04**, 102 (2017), [arXiv:1610.08512 \[hep-ph\]](#).
- [27] Peter Ballett, Tommaso Boschi, and Silvia Pascoli, “Heavy Neutral Leptons from low-scale seesaws at the DUNE Near Detector,” *JHEP* **03**, 111 (2020), [arXiv:1905.00284 \[hep-ph\]](#).
- [28] K. Abe *et al.* (T2K), “Search for heavy neutrinos with the T2K near detector ND280,” *Phys. Rev. D* **100**, 052006 (2019), [arXiv:1902.07598 \[hep-ex\]](#).
- [29] Jeffrey M. Berryman, Andre de Gouvea, Patrick J Fox, Boris J Kayser, Kevin J Kelly, and Jennifer L Raaf, “Searches for Decays of New Particles in the DUNE Multi-Purpose Near Detector,” *JHEP* **02**, 174 (2020), [arXiv:1912.07622 \[hep-ph\]](#).
- [30] André de Gouvêa, Patrick J Fox, Boris J Kayser, and Kevin J. Kelly, “Three-Body Decays of Heavy Dirac and Majorana Fermions,” (2021), [arXiv:2104.05719 \[hep-ph\]](#).
- [31] K. Schreckenbach, G. Colvin, and F. Von Feilitzsch, “SEARCH FOR MIXING OF HEAVY NEUTRINOS IN THE BETA+ AND BETA- SPECTRA OF THE CU-64 DECAY,” *Phys. Lett. B* **129**, 265–268 (1983).

- [32] J. Deutsch, M. Lebrun, and R. Prieels, “Searches for admixture of massive neutrinos into the electron flavor,” *Nucl. Phys. A* **518**, 149–155 (1990).
- [33] K. H. Hiddeemann, H. Daniel, and O. Schwentker, “Limits on neutrino masses from the tritium beta spectrum,” *J. Phys. G* **21**, 639–650 (1995).
- [34] A. V. Derbin, A. I. Egorov, S. V. Bakhlanov, and V. N. Muratova, “Measurement of the Ca-45 beta spectrum in search of deviations from the theoretical shape,” *JETP Lett.* **66**, 88–92 (1997).
- [35] E. Holzschuh, W. Kundig, L. Palermo, H. Stussi, and P. Wenk, “Search for heavy neutrinos in the beta spectrum of Ni-63,” *Phys. Lett. B* **451**, 247–255 (1999).
- [36] E. Holzschuh, L. Palermo, H. Stussi, and P. Wenk, “The beta-spectrum of S-35 and search for the admixture of heavy neutrinos,” *Phys. Lett. B* **482**, 1–9 (2000).
- [37] M. Galeazzi, F. Fontanelli, F. Gatti, and S. Vitale, “Limits on the existence of heavy neutrinos in the range 50-eV - 1000-eV from the study of the Re-187 beta decay,” *Phys. Rev. Lett.* **86**, 1978–1981 (2001).
- [38] A. I. Beleshev, A. I. Berlev, E. V. Geraskin, A. A. Golubev, N. A. Likhovid, A. A. Nozik, V. S. Pantuev, V. I. Parfenov, and A. K. Skasyrskaya, “The search for an additional neutrino mass eigenstate in the 2–100 eV region from ‘Troitsk nu-mass’ data: a detailed analysis,” *J. Phys. G* **41**, 015001 (2014), arXiv:1307.5687 [hep-ex].
- [39] F. Bergsma *et al.* (CHARM), “A Search for Decays of Heavy Neutrinos in the Mass Range 0.5-GeV to 2.8-GeV,” *Phys. Lett. B* **166**, 473–478 (1986).
- [40] Amanda M. Cooper-Sarkar *et al.* (WA66), “Search for Heavy Neutrino Decays in the BEBC Beam Dump Experiment,” *Phys. Lett. B* **160**, 207–211 (1985).
- [41] P. Abreu *et al.* (DELPHI), “Search for neutral heavy leptons produced in Z decays,” *Z. Phys. C* **74**, 57–71 (1997), [Erratum: *Z.Phys.C* 75, 580 (1997)].
- [42] Morad Aaboud *et al.* (ATLAS), “Search for a right-handed gauge boson decaying into a high-momentum heavy neutrino and a charged lepton in  $pp$  collisions with the ATLAS detector at  $\sqrt{s} = 13$  TeV,” *Phys. Lett. B* **798**, 134942 (2019), arXiv:1904.12679 [hep-ex].
- [43] Albert M Sirunyan *et al.* (CMS), “Search for heavy Majorana neutrinos in same-sign dilepton channels in proton-proton collisions at  $\sqrt{s} = 13$  TeV,” *JHEP* **01**, 122 (2019), arXiv:1806.10905 [hep-ex].
- [44] Roel Aaij *et al.* (LHCb), “Search for heavy neutral leptons in  $W^+ \rightarrow \mu^+ \mu^\pm \text{jet}$  decays,” *Eur. Phys. J. C* **81**, 248 (2021), arXiv:2011.05263 [hep-ex].
- [45] Alain Blondel, André de Gouvêa, and Boris Kayser, “Z-Boson Decays into Majorana or Dirac (Heavy) Neutrinos,” (2021), arXiv:2105.06576 [hep-ph].
- [46] Anupama Atre, Tao Han, Silvia Pascoli, and Bin Zhang, “The Search for Heavy Majorana Neutrinos,” *JHEP* **05**, 030 (2009), arXiv:0901.3589 [hep-ph].
- [47] André de Gouvêa and Andrew Kobach, “Global Constraints on a Heavy Neutrino,” *Phys. Rev. D* **93**, 033005 (2016), arXiv:1511.00683 [hep-ph].
- [48] D. A. Bryman and R. Shrock, “Constraints on Sterile Neutrinos in the MeV to GeV Mass Range,” *Phys. Rev. D* **100**, 073011 (2019), arXiv:1909.11198 [hep-ph].
- [49] Patrick D. Bolton, Frank F. Depisch, and P. S. Bhupal Dev, “Neutrinoless double beta decay versus other probes of heavy sterile neutrinos,” *JHEP* **03**, 170 (2020), arXiv:1912.03058 [hep-ph].
- [50] Kevin J. Kelly and Pedro A.N. Machado, “muBHNL on GitHub: <https://github.com/kjkellyphys/muBHNL>,” (2021).
- [51] M. Antonello *et al.* (MicroBooNE, LAr1-ND, ICARUS-WA104), “A Proposal for a Three Detector Short-Baseline Neutrino Oscillation Program in the Fermilab Booster Neutrino Beam,” (2015), arXiv:1503.01520 [physics.ins-det].
- [52] Brian Patt and Frank Wilczek, “Higgs-field portal into hidden sectors,” (2006), arXiv:hep-ph/0605188.
- [53] Brian Batell, Joshua Berger, and Ahmed Ismail, “Probing the Higgs Portal at the Fermilab Short-Baseline Neutrino Experiments,” *Phys. Rev. D* **100**, 115039 (2019), arXiv:1909.11670 [hep-ph].
- [54] Daniel Egana-Ugrinovic, Samuel Homiller, and Patrick Meade, “Light Scalars and the Koto Anomaly,” *Phys. Rev. Lett.* **124**, 191801 (2020), arXiv:1911.10203 [hep-ph].
- [55] P. S. Bhupal Dev, Rabindra N. Mohapatra, and Yongchao Zhang, “Constraints on long-lived light scalars with flavor-changing couplings and the KOTO anomaly,” *Phys. Rev. D* **101**, 075014 (2020), arXiv:1911.12334 [hep-ph].
- [56] Paul Archer-Smith and Yue Zhang, “Higgs Portal From The Atmosphere To Hyper-K,” *Phys. Lett. B* **817**, 136309 (2021), arXiv:2005.08980 [hep-ph].
- [57] Saeid Foroughi-Abari and Adam Ritz, “LSND Constraints on the Higgs Portal,” *Phys. Rev. D* **102**, 035015 (2020), arXiv:2004.14515 [hep-ph].
- [58] R. S. Hayano *et al.*, “HEAVY NEUTRINO SEARCH USING  $K(\mu 2)$  DECAY,” *Phys. Rev. Lett.* **49**, 1305 (1982).
- [59] R. E. Shrock, “New Tests For, and Bounds On, Neutrino Masses and Lepton Mixing,” *Phys. Lett. B* **96**, 159–164 (1980).
- [60] C. Adams *et al.* (MicroBooNE), “Reconstruction and Measurement of  $\mathcal{O}(100)$  MeV Energy Electromagnetic Activity from  $\pi^0 \rightarrow \gamma\gamma$  Decays in the MicroBooNE LArTPC,” *JINST* **15**, P02007 (2020), arXiv:1910.02166 [hep-ex].
- [61] Alexander Kusenko, Silvia Pascoli, and Dmitry Semikoz, “New bounds on MeV sterile neutrinos based on the accelerator and Super-Kamiokande results,” *JHEP* **11**, 028 (2005), arXiv:hep-ph/0405198.
- [62] Oleg Ruchayskiy and Artem Ivashko, “Experimental bounds on sterile neutrino mixing angles,” *JHEP* **06**, 100 (2012), arXiv:1112.3319 [hep-ph].