
Training Energy-Efficient Deep Spiking Neural Networks with Time-to-First-Spike Coding

Seongsik Park^{1,2}, Sungroh Yoon^{1,2,3*}

¹Department of Electrical and Computer Engineering

²Institute of New Media and Communications

³ASRI and Interdisciplinary Program in Artificial Intelligence

Seoul National University, Seoul 08826, South Korea

pss015@snu.ac.kr, sryoon@snu.ac.kr

Abstract

The tremendous energy consumption of deep neural networks (DNNs) has become a serious problem in deep learning. Spiking neural networks (SNNs), which mimic the operations in the human brain, have been studied as prominent energy-efficient neural networks. Due to their event-driven and spatiotemporally sparse operations, SNNs show possibilities for energy-efficient processing. To unlock their potential, deep SNNs have adopted temporal coding such as time-to-first-spike (TTFS) coding, which represents the information between neurons by the first spike time. With TTFS coding, each neuron generates one spike at most, which leads to a significant improvement in energy efficiency. Several studies have successfully introduced TTFS coding in deep SNNs, but they showed restricted efficiency improvement owing to the lack of consideration for efficiency during training. To address the aforementioned issue, this paper presents training methods for energy-efficient deep SNNs with TTFS coding. We introduce a surrogate DNN model to train the deep SNN in a feasible time and analyze the effect of the temporal kernel on training performance and efficiency. Based on the investigation, we propose stochastically relaxed activation and initial value-based regularization for the temporal kernel parameters. In addition, to reduce the number of spikes even further, we present temporal kernel-aware batch normalization. With the proposed methods, we could achieve comparable training results with significantly reduced spikes, which could lead to energy-efficient deep SNNs.

1 Introduction

Deep learning has shown remarkable performances in various applications, but it demands considerable energy consumption, which has become one of its biggest issues. The energy consumption of deep neural networks (DNNs) hinders the deployment of DNN models into resource-constrained platforms, such as mobile devices, and even causes serious environmental problems [1]. To improve energy efficiency, several approaches have been studied, including quantization [2, 3, 4, 5], pruning [6], and knowledge distillation [7]. These methods effectively reduce DNN model size and required amount of computations with negligible accuracy degradation, but their improvement on energy efficiency is limited by conventional computing architectures.

As an emerging computing paradigm, neuromorphic computing, which mimics the behavior of the human brain, has gained attention for its potential to improve energy efficiency further [8]. Neuromorphic computing is based on spiking neural networks (SNNs), which are considered the

*corresponding author

third generation of artificial neural networks (ANNs) [9]. SNNs consist of spiking neurons, which commonly have an integrate-and-fire feature, and the information in SNNs is represented in the form of binary spike trains, which leads to event-driven computation. Due to these features, deep SNNs have been regarded as prominent energy-efficient ANNs that can replace DNNs in various applications [10, 11].

Despite SNNs’ potential for energy efficiency, the application of deep SNNs has been limited by the lack of scalable training algorithms. SNNs’ non-differentiable features hinder the introduction of successful DNN training algorithms, such as stochastic gradient descent (SGD) and error back-propagation, into deep SNNs. To overcome this limitation, various approaches have been proposed, including surrogate training methods [12, 13, 14, 15]. These approach using approximate differentiable spiking function enables efficiency-aware training of deep SNNs. In another approach to fully utilizing energy-efficient potentials, deep SNNs have adopted temporal coding, such as time-to-first-spike (TTFS) [16, 17, 15], which represents the information with spike time and has shown superior efficiency with fewer spikes. However, their methods in deep SNNs have been limited due to the lack of consideration for efficiency during training. Thus, for energy-efficient deep SNNs, it is required to train deep SNNs with TTFS coding considering efficiency.

In this paper, to achieve energy-efficient deep SNNs, we introduce a scalable training algorithm, based on supervised learning with SGD, for deep SNNs with TTFS coding. For training deep SNNs in a feasible time, we present a surrogate model, which operates in the spike time domain and has a clipped activation function. The surrogate model has pruned and quantized activation because of restrict time window and integer spike time, respectively. We investigated the impact of temporal kernel on training performance and efficiency in the surrogate model. Based on the analysis, we found that gradients were vanished depending on parameters in the temporal kernel, which is used for TTFS coding. To resolve the gradient vanishing, we propose stochastically relaxed activation. In addition, we introduce temporal kernel regularization for stable training and for reducing the number of spikes in deep SNNs. To further reduce the number of spikes, we propose temporal kernel-aware batch normalization. We evaluated the proposed methods with deep SNNs, which are based on VGG-16 [18], on the CIFAR datasets [19]. Our contributions can be summarized as follows:

- **Computationally Efficient surrogate DNN model:** We propose a surrogate DNN model for training a deep SNN with TTFS coding at a feasible training cost.
- **Robust training methods:** We introduce stochastically relaxed activation and temporal kernel regularization to improve training performance of the proposed surrogate model.
- **Significant reduction in the number of spikes:** We propose temporal kernel-aware batch normalization to reduce the number of spikes in deep SNNs with TTFS coding.

2 Related Work

2.1 Spiking Neural Networks

SNNs consist of spiking neurons, which integrate incoming information into their internal states and generate binary spikes only when the state exceeds a certain threshold. This integrate-and-fire feature of spiking neurons induces spatiotemporally sparse activations in SNNs. Each spiking neuron communicates subsequent neurons with a set of binary spikes; this is called spike train. This feature allow SNNs to be multiplication-less neural networks and exploit event-driven computing. Due to the above characteristics, SNNs have been considered as promising for energy efficiency and as the third-generation ANNs [9].

There have been various types of spiking neurons [20]. Among them, simplified spiking neuron models, such as integrate-and-fire (IF) neuron [21], have been widely used for their low computational complexity. Accordingly, in this work, we adopted the IF neuron for deep SNNs. The IF neuron’s integration process into a membrane potential u , which denotes the internal state, can be stated as

$$\frac{du_j^l(t)}{dt} = \sum_i w_{ij}^l \sum_f \kappa^l(t - t_{i,f}^{l-1}) + \eta_j^l(t) + b_j^l, \quad (1)$$

where w is a synaptic weight; κ is a synaptic kernel that is induced by binary input spikes; η is a reset function; b is a bias; l , i , and j indicate the indices of layer, pre-, and post-synaptic neurons,

respectively. $t_{i,f}^l$ is the f th spike time satisfying the firing condition as

$$t_{i,f}^l : u_i^l(t_{i,f}^l) \geq \theta_i^l(t_{i,f}^l), \quad (2)$$

where θ is the threshold. Since the information between neurons should be represented in the sequence of binary and discrete spikes as in Eqs. 1 and 2, the representation method significantly affects both the performance and efficiency of SNNs.

Neural coding defines the way of representing the information in the form of spike trains including encoding and decoding function [22]. There have been various types of neural coding, such as rate [23, 24, 25], phase [26], burst [27], temporal-switching-coding (TSC) [28], and TTFS coding [12, 16, 17, 15]. To maximize the efficiency by fully utilizing the temporal information in spike train, TTFS coding, which is known as latency coding, was introduced in SNNs [12]. The TTFS coding utilizes the first spike time and, thus, can significantly reduce the number of spikes, which results in considerable improvement in SNNs' efficiency. Especially, reduction in spikes with TTFS coding can resolve the spike congestion problem, which is the most urgent issue for deep SNNs on neuromorphic architecture [11].

Recently, several studies successfully adopted TTFS coding to deep SNNs [16, 17, 15]. According to [16, 17], to implement TTFS coding in deep SNNs, there should be dependencies between integration and fire phases of subsequent layers. The integration phase, which corresponds to the decoding function, can be implemented with an exponentially decaying synaptic kernel κ , which is described as

$$\kappa^l(t) = H(t - t_r^l)H(t_r^{l+1} + 1 - t) \exp(-(t - t_r^l - t_d^l)/\tau^l), \quad (3)$$

where H is the Heaviside step function; and τ^l , t_d^l , and t_r^l are time constant, time delay, and reference time of l th layer, respectively. The fire phase contains the encoding function with a time-variant threshold, which is given by $\theta^l(t) = \theta_0^l \kappa^{l+1}(t)$, where θ_0^l is the initial threshold of layer l , and there is a sufficiently long refractory period by the reset function $\eta(t)$ after the first spike generates. The two Heaviside step functions in Eq. 3 define the time window T , which is given time steps to represent spike time in each layer. As depicted in Eqs. 1 and 3, the temporal kernel determines the precision and representation range of information and, thus, has a significant impact on the information transmission between neurons.

2.2 Training Methods of deep SNNs

SNNs have non-differentiable and event-driven computing features, which make it challenging to adopt successful DNN training algorithms. Instead of them, biologically plausible algorithms have been used to train SNNs, such as spike-timing-dependent plasticity (STDP) [29]. These unsupervised approaches can train SNNs, but they are limited in shallow networks and training performance.

To overcome limitations of unsupervised learning in deep SNNs, DNN-to-SNN conversion methods were proposed [30, 23, 24]. These indirect training approaches exploit both advantages in the training performance of DNNs and energy-efficient inference of SNNs. With the conversion, deep SNNs achieved comparable results to DNNs in various applications, including image classification [23] and multi-object detection [25]. However, conversion approaches are limited in efficiency [31], which is defined with latency and the number of spikes, even if the converted SNNs adopted several temporal coding schemes, such as TTFS coding [16, 17].

Direct training methods were proposed to address the aforementioned issues in biologically plausible training algorithms and DNN-to-SNN conversion. These approaches, which are based on supervised learning, use surrogate gradients [32, 33, 34] or surrogate models [35] to overcome the non-differentiability and bring DNNs' training algorithms to deep SNNs. Surrogate gradient approaches successfully train deep SNNs with SGD, but they demand tremendous computing overhead according to the spike activations, which prevents efficient application to deep SNNs. To train deep SNNs efficiently, surrogate models have been studied [35]. These methods have shown successful training results on deep SNNs. Thus, in this paper, we adopted the surrogate model approach. From the perspective of neural coding, most studies have focused on rate coding, and only a few have trained SNNs with TTFS coding [12, 16, 17, 15]. Despite the efforts to improve the efficiency of TTFS coding in deep SNNs [17, 36], their improvements have been restricted by the conversion-based training algorithms. In several studies, SNNs were directly trained, but their methods were not validated as applicable to deep SNNs [12, 37, 38]. A recent study suggested direct training methods

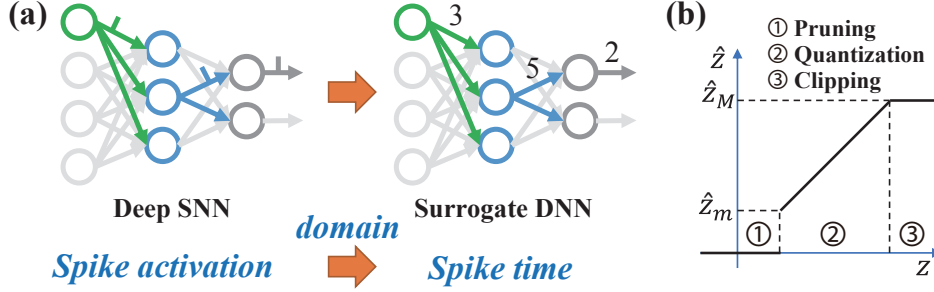


Figure 1: Proposed surrogate DNN model for deep SNNs with TTFS coding. (a) domain transformation from spike activation domain of deep SNNs to spike time domain of surrogate DNNs. (b) activation function in the surrogate model

for deep SNNs with TTFS coding [15]. However, few previous studies considered the efficiency during training process.

3 Surrogate DNN Model for TTFS coding

SNNs have a feature of temporal processing with spiking neurons, which requires computations depending on time steps and is executed iteratively as recurrent neural networks (RNNs). Furthermore, in TTFS coding, the inference latency is proportional to the depth of neural networks and is usually more than several hundreds time steps in deep SNNs [16, 17]. For these reasons, the direct training with surrogate gradients of SNNs demands more than LT time computations compared to DNNs, where L is the number of layers and T is time window of each layer. Thus, considering the computational complexity, it is not feasible to apply the surrogate gradient approach to training deep SNNs with TTFS coding.

To address the time complexity issue, we introduce a surrogate DNN model that contains encoding and decoding functions of TTFS coding, as shown in Fig. 1. In deep SNNs with TTFS coding, the activation is represented by the first spike time. Hence, we exploit this fact to transform the activation domain from the spike activation domain of deep SNNs to the spike time domain of the surrogate model. Through this transformation, we can utilize DNNs' well-defined algorithms to train deep SNNs. According to Eqs. 2 and 3, the first spike time in deep SNNs can be formulated as

$$t_{1st}^l = \lceil -\tau^l \ln(u_i^l(t_r^l - 1)/\theta_0) + t_d^l \rceil, \quad (4)$$

where $u_i^l(t_r^l - 1)$ is the integrated membrane potential of the neuron. When we map the membrane potential u in SNNs to pre-activation value z in the surrogate DNNs, the encoding f and decoding g functions are stated as

$$f(z^l) = t^l = R\{Q[-\tau^l \ln(R(z^l) + \epsilon) + t_d]\} + t_r^l \quad \text{and} \quad g(t^l) = \hat{z}^l = \kappa^l(t^l), \quad (5)$$

where R and Q are ReLU and quantization function, respectively; ϵ is a small constant for numerical stability; and κ is the temporal kernel, which is depicted in Eq. 3. The spike time activation t^l is transmitted and added to subsequent neurons through the decoding function. The weighted sum of the decoded values \hat{z} forms the next-layer's pre-activation as $z_j^{l+1} = \sum_i w_{ij} \hat{z}_i^l$.

In TTFS coding, earlier spikes convey more crucial information than later spikes, and spikes that occur after the time window T in each layer do not affect the next layer. We implemented these features of TTFS in the surrogate model by the encoding and decoding procedures with the spike time and the exponentially decaying temporal kernel (Eq. 3). Depending on the encoding value, which is a pre-activation z , the decoded value \hat{z} can be divided into three types, as described in Fig. 1-(b): pruned, quantized, and clipped activations. Smaller values than the minimum representation \hat{z}_m , which correspond to the later spike times than the time window, are eliminated by the pruning. On the other hand, larger activation values than the maximum representation value of the kernel \hat{z}_M are encoded into the smallest spike time and clipped to the maximum value. The pre-activations between \hat{z}_m and \hat{z}_M are quantized by the encoding function.

The pre-activation z , which corresponds the membrane potential in SNNs, is encoded in the spike time t , which is a positive and integer value, as an activation in the surrogate model. With the encoding

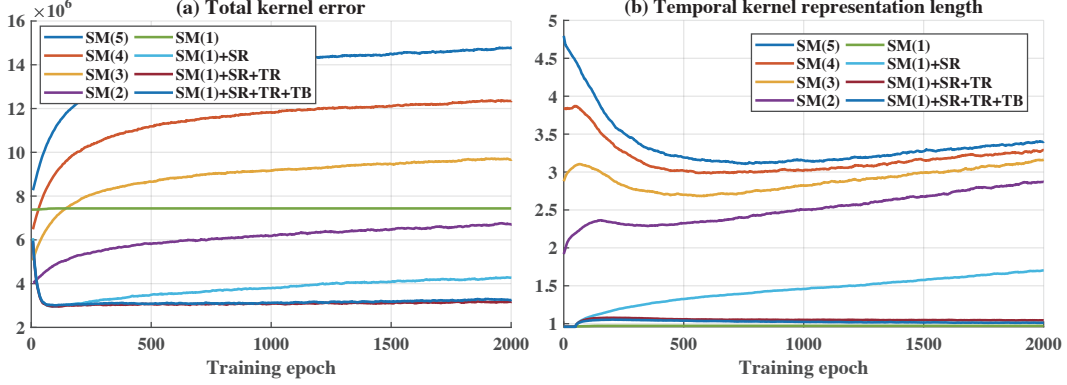


Figure 2: (a) Error in the temporal kernel κ and (b) representation range of the temporal kernel depending on the initial maximum kernel value $\hat{z}_{M,0}$, which is denoted in parenthesis, during training deep SNNs (VGG-16, CIFAR-10). SM: Surrogate Model, SR: Stochastic Relaxation, TR: Temporal kernel regularization, TB: Temporal kernel-aware batch normalization

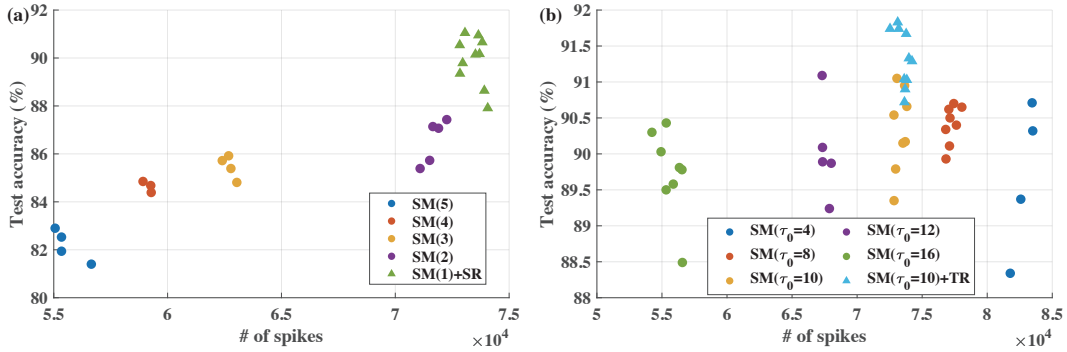


Figure 3: Training results (test accuracy and the number of spikes) of deep SNNs (VGG-16) on CIFAR-10. (a) Results depending on the initial maximum kernel values $\hat{z}_{M,0}$ with $\tau_0=10$. We omit the results of $\hat{z}_{M,0}=1$ due to its poor training results. The values in the parenthesis indicates $\hat{z}_{M,0}$. (b) Results according to various initialization of τ_0 with $\hat{z}_{M,0}=1$ and stochastic relaxation.

function f , the non-differentiable spiking function (Eq. 2) is replaced by the quantization function Q , which can be used in end-to-end training with a straight-through estimator [4]. In addition, the pruned and clipped activations by the decoded function are also trained with the quantized values as in [5]. The gradients of classification loss (cross-entropy loss) with respect to the temporal kernel parameters are obtained as follows:

$$\frac{\partial L_{CE}}{\partial \tau^l} = \frac{\partial L_{CE}}{\partial z^{l+1}} \frac{\partial z^{l+1}}{\partial \tau^l} = \frac{\partial L_{CE}}{\partial z^{l+1}} [w^l \hat{z}^l (\frac{t^l - t_d^l}{(\tau^l)^2})] \quad \text{and} \quad \frac{\partial L_{CE}}{\partial t_d^l} = \frac{\partial L_{CE}}{\partial z^{l+1}} \frac{\partial z^{l+1}}{\partial t_d^l} = \frac{\partial L_{CE}}{\partial z^{l+1}} [w^l \hat{z}^l (\frac{t_d^l}{\tau^l})]. \quad (6)$$

We updated the kernel parameters with the gradients as weight parameters.

4 Improving Training Performance of the Surrogate Model

Due to the temporal kernel, the decoded information is represented by a certain number of quantization levels, which is defined by the time window T , and has a limited range, which is stated as $[\hat{z}_m, \hat{z}_M] = [\exp(-T/\tau), 1] \exp(t_d/\tau)$. The length of the representation range is determined by the maximum value of the kernel ($\hat{z}_M = \exp(t_d/\tau)$); thus, the averaged quantization error, which corresponds to the representation length divided by the number of quantization level, is proportional to the maximum value. Hence, there is a trade-off between representation range and precision in the proposed surrogate model.

To investigate this trade-off that is caused by the maximum kernel value z_M , we trained deep SNNs on various maximum values with an initial τ_0 . During the training, we evaluated three kinds of errors: maximum, minimum, and precision errors, which are defined as $z - \hat{z}_M$ (if $z > \hat{z}_M$), $\hat{z}_m - z$ (if $z < \hat{z}_m$), and $z - \hat{z}$ (otherwise), respectively. As the maximum value was decreased, the maximum error increased, and the minimum and precision errors were decreased (for more detailed information, please refer to Appendix). The total error, which is sum of the three errors, and the representation range are proportional to the initial maximum representation $\hat{z}_{M,0}$, as depicted in Fig. 2. Although the cases of larger maximum values $\hat{z}_{M,0}$ have wider expression ranges, they show lower training results, as illustrated in Fig. 3-(a). This training tendency was based on the fact that the errors by pruned or quantized information, which were caused by the minimum or precision errors, respectively, had a significant effect on the training performance. Thus, we need to train the surrogate model with narrowed activation distributions to enhance the training performance. However, the narrower the distribution, such as the case of $\hat{z}_{M,0}=1$, the more activations are pruned or clipped, which leads to significant deterioration in training due to gradient vanishing, especially as SNNs have more layers.

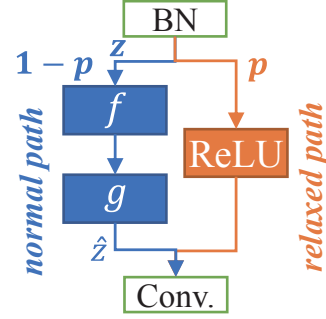


Figure 4: Stochastic relaxation

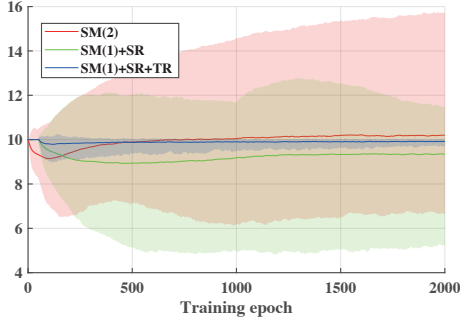


Figure 5: Temporal kernel parameter τ distribution during training

proposed relaxation, we were able to train deep SNNs with a narrow representation range, which led to considerable reduction in the errors by the temporal kernel, as depicted in Fig. 2. The improved training results of the relaxation are illustrated in Fig. 3-(a).

With the relaxation, we were able to train the SNN, but as the training progressed, the performance was limited due to the divergence of the temporal kernel parameter τ . The influence of temporal kernel on accuracy becomes small when τ is diverse (Eq. 6), which results in the insufficient training performance, as depicted in Fig. 3. To overcome this problem, we propose an initial value-based temporal kernel regularization (TR). The proposed regularization constrains the kernel parameters based on the initial values with L2 norm as $REG_{TR} = \sum_l (\tau^l - \tau_0^l)^2 + \sum_l (t_d^l - t_{d,0}^l)^2$. We initiated the parameters with empirically founded appropriate values to obtain high training performance with a small number of spikes. By applying this method, divergence of kernel parameters can be prevented, as shown in Fig. 5, which results in improved training performance with similar number of spikes. The proposed training methods in this section focus on improving training performance. Thus, to achieve energy-efficient deep SNNs, a method of reducing the number of spikes is required.

5 Temporal Kernel-aware Batch Normalization

To obtain the energy-efficient deep SNNs, we need to reduce the number of spikes, which induce synaptic operations, while maintaining the training performance. As in previous research [33], we found the possibility of achieving this goal in the batch normalization that has been widely used to improve generalization performance of training in most conventional DNNs [39]. With the batch normalization, we can provide scaled and shifted normalized activation for each layer. Based on

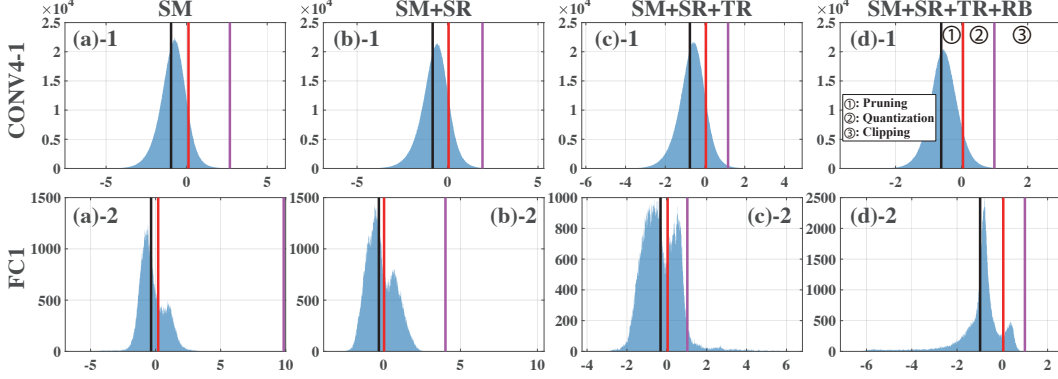


Figure 7: Pre-activation z distributions according to the proposed methods. Black, red, and purple vertical lines indicate β of batch normalization, the minimum \hat{z}_m , and maximum \hat{z}_M representation of the temporal kernel, respectively (SM: Surrogate Model, SR: Stochastic Relaxation, TR: Temporal kernel Regularization, TB: Temporal kernel-aware Batch normalization).

this fact, the authors in [33] proposed threshold-dependent batch normalization, which scales the normalized value by the threshold of spiking neurons to prevent under- and over-activation problem. However, their empirical methods neither can be applied to TTFS coding with dynamic threshold nor improve the efficiency.

To reduce the number of spikes by exploiting the batch normalization, we propose temporal kernel-aware batch normalization (TB) in the surrogate model. The proposed approach utilizes the fact that the decoded activations, which are smaller than the minimum representation of the kernel \hat{z}_m , are in the pruning region and cannot affect the subsequent layers, as depicted in Fig. 6. Hence, our intuition of the TB is maximizing the probability of pre-activations z corresponding to the pruning region (①), so that the number of spikes is minimized. To do that, we integrated probability density function (PDF) of the normalized activations by BN from β to \hat{z}_m . For the computationally efficient integration, we approximated the PDF by Taylor series as

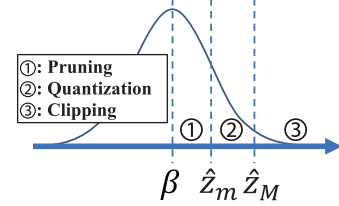


Figure 6: Temporal kernel-aware batch normalization

$$p_z(\gamma z + \beta) = \exp(-1/2(\gamma z + \beta)^2) \approx 1 - 1/2(\gamma z + \beta)^2. \quad (7)$$

With this approximated PDF, we could obtain the integration as

$$P_{TB}(\gamma, \beta) = \int_{\beta}^{\hat{z}_m} p_B(\gamma x + \beta) dz \approx 1/2(1/3\gamma^2 + \gamma + 1)\beta^3 - 1/2\hat{z}_m\beta^2 - 1/2(\hat{z}_m^2\gamma + 2)\beta - (1/6\hat{z}_m^2\gamma^2 - 1)\hat{z}_m. \quad (8)$$

We updated the parameters γ and β with the gradients of proposed P_{TB} in addition to the conventional training of batch normalization. The gradients of P_{TB} with respect to γ and β are explained in Appendix. Total loss function of the proposed training framework, including TR and TB, is stated as

$$L = L_{CE} + \lambda_{TR}REG_{TR} - \lambda_{TB}P_{TB}, \quad (9)$$

where λ_{TR} and λ_{TB} are hyperparameters representing weights of regularization.

6 Experimental Results

We trained deep SNNs, which were based on VGG16, on the CIFAR-10 and CIFAR-100 datasets to evaluate our proposed methods. We implemented the proposed training framework of deep SNNs on TensorFlow [40], which is a well-known deep learning library. Due to the end-to-end trainable property of the proposed methods, we could exploit the well-defined deep learning framework. Similarly to other related studies [16, 17, 28], we encoded the input intensity into spike time and used integrated membrane potentials in the output layers as output of SNNs. We set the initial values of T , $t_{4,0}$, τ_0 to 32, 0, 10, respectively, which correspond to $\hat{z}_{M,0}=1$. Our experiments conducted

Table 1: Test accuracy and the number of spikes of the proposed methods on CIFAR-10 dataset (time steps=544)

Model	Acc. (%)	Spikes (10^4)
SM ^a	87.43	7.23
SM+SR	91.05	7.31
SM+SR+TR	91.83	7.31
SM+SR+TR+TB ^b	91.90	6.74
SM+SR+TR+TB ^c	91.49	4.90

^a $\hat{z}_{M,0}=2$ ($\hat{z}_{M,0}=1$ in the other cases)

^b $\lambda_{TB}=E-5$, ^c $\lambda_{TB}=E-4$

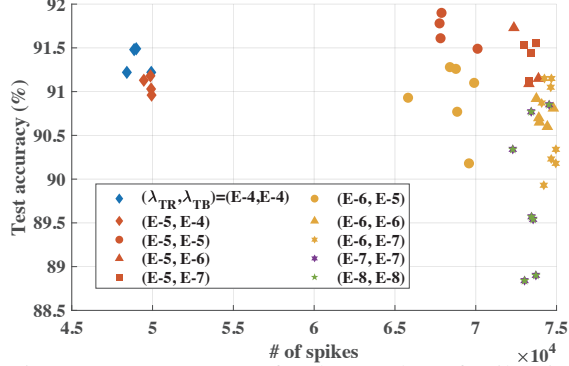


Figure 8: Test accuracy for the number of spikes in the proposed methods depending on λ_{TR} and λ_{TB}

on NVIDIA TITAN RTX GPU, and each training took more than two and three days on a single GPU for CIFAR-10 and CIFAR-100, respectively. For more detailed experimental setups, including hyperparameters, please refer to Appendix.

6.1 Ablation Studies

To evaluate the effect of proposed training methods, we examined the pre-activation values z and the temporal kernel of each layer with a batch of test data after the training. The results of two layers (CONV4-1, FC1) are depicted in Fig. 7, and the results of the remaining layers are in Appendix. The black, red, and purple vertical lines in Fig. 7 indicate β of batch normalization, the minimum \hat{z}_m , and maximum representation \hat{z}_M of the kernel, respectively. In the case of surrogate mode with $\hat{z}_{M,0}=2$ (Fig. 7-(a)), representation range of the temporal kernel (the length between purple and red vertical bars) was wide, which led to significant errors in quantization and minimum representation, as we discussed in Sec. 4. By applying the stochastic relaxation (Fig. 7-(b)), we were able to train the deep SNNs with the temporal kernel. With the regularization on temporal kernel parameters (Fig. 7-(c)), the kernel representation range was smaller, and pre-activations were trained accordingly to the kernel. Due to the narrowed representation, we improved the accuracy, but the number of spikes increased. Finally, when the temporal kernel-aware batch normalization was applied (Fig. 7-(d)), the deep SNN was trained with a narrower range of kernel and pre-activations. In addition, the probability of pruning region (①) increased while the probability of quantization and clipping regions (② and ③) decreased, which led to significant reduction in the number of spikes.

The training results of the proposed methods in terms of test accuracy and the number of spikes per sample are depicted in Table 1 and Fig. 8. As shown in Table 1, the training performance improved as SR and TR were applied, but the number of spikes increased. The increased spike count could be reduced by TB. By applying TB, with similar accuracy, the number of spikes was reduced by about 7.8%, and with less than 1% accuracy degradation, the number of spikes could be reduced by about 33%, compared to the case of SM+SR+TR. Fig. 8 shows training results according to weights of the proposed methods (λ_{TR} and λ_{TB}). When λ_{TR} is small, the training performance was limited due to enlarged temporal kernel parameters and the gradients that is inversely proportional to τ . With the proper regularization factor, the training was robustly improved. In the case of the proposed batch normalization for reducing the number of spikes, the effect was insignificant when the weight λ_{TB} was less than a certain value ($10^{(-5)}$). As the weight increased, the number of spikes reduced, and we could achieve significant reductions with slight performance degradation.

6.2 Comparisons with Other Methods

We assessed our method by comparison with studies on various training methods and neural coding in terms of inference accuracy, latency (time steps), and the number of spikes, as shown in Table. 2. In addition, to evaluate efficiencies, we conducted spike evaluation and energy estimation. The spike evaluation consists of spike rate [28] and sparsity [15], which are defined as $S/(NH)$ and S/N , respectively, where S , N , and H are total number of spikes, neurons, and time steps, respectively. For the sake of brevity in the notation, we represented these evaluation metrics as percentages in

Table 2: Comparisons with various methods

Model	Training Method	Neural Coding	Accuracy (%)	Time Step	Spike (10 ⁶)	Spike Evaluation		Energy Est. ^a	
						Rate	Sparsity	TN ^b	SN
CIFAR-10									
Han et al. 2020 [24]	Conv ^c	Rate	93.39	512	2.612	1.82	930.91	6.01	9.01
Kim et al. 2018 [26]	Conv	Phase	91.21	1,500	35.196	8.36	12,544	75	118
Park et al. 2019 [27]	Conv	Burst	91.41	1,125	6.920	2.19	2,466	16	24
Han et al. 2020 [28]	Conv	TSC	93.57	512	0.193	0.13	68.86	1.00	1.00
Park et al. 2020 [17]	Conv	TTFS	91.43	680	0.069	0.04	24.59	0.94	0.71
Zhou et al. 2021 [15]	Direct	TTFS	92.68	-	-	-	62.00	-	-
This work ($\lambda_{TB}=E-5$)	Direct	TTFS	91.90	544	0.067	0.04	23.88	0.78	0.60
This work ($\lambda_{TB}=E-4$)	Direct	TTFS	91.49	544	0.049	0.03	17.46	0.74	0.54
CIFAR-100									
Han et al. 2020 [24]	Conv	Rate	69.40	512	2.048	1.43	729.77	5.42	8.07
Kim et al. 2018 [26]	Conv	Phase	68.66	8,950	258	10.29	92,095	619	979
Park et al. 2019 [27]	Conv	Burst	68.77	3,100	25	2.88	8,936	63	97
Han et al. 2020 [28]	Conv	TSC	70.87	512	0.170	0.12	60.57	1.00	1.00
Park et al. 2020 [17]	Conv	TTFS	68.79	680	0.084	0.04	23.88	0.99	0.79
This work	Direct	TTFS	65.98	544	0.078	0.05	27.80	0.82	0.68

^a Energy estimation - normalized to the estimation result of the state-of-the-art research [28]

^b TN: TrueNorth [41], SN: SpiNNaker [42], ^c DNN-to-SNN conversion

Table 2. To estimate the energy consumption, we adopted the methods in [17], which is defined as $E = SE_d + LE_s$, where E_d and E_s are dynamic and static energy coefficients depending on the neuromorphic architecture, respectively.

Rate and TSC coding schemes, which were trained through DNN-to-SNN conversion, showed high accuracy. However, rate coding generated a much higher number of spikes than TSC due to the utilization of temporal information. Phase and burst coding methods exploited the temporal information but showed low efficiency. Studies using TTFS coding generated much smaller number of spikes than other methods. Among those studies, we achieved the smallest number of spikes with the proposed methods. Our methods generated only about 25% spikes compared to TSC, with about 2% accuracy degradation on CIFAR-10 dataset. Even considering that the TSC, which utilizes inter-spike-interval (ISI) of two spikes to convey information, our reduction in spikes is significant. In addition, we could reduce the number of spikes by about 30% compared to TTFS study, which was trained by the conversion [17], with a similar accuracy.

In terms of spike evaluation, the proposed method showed significantly lower spike density compared to other methods. The spike rate, which means the percentage of neurons that fire a spike on average at every time step, was only 0.03%, which is about 24% and 89% of TSC and TTFS [17], respectively. In addition, sparsity, which represents the average spikes per neuron during the inference, is about 17%, which is about 25% and 71% of TSC and TTFS [17], respectively. To compare the energy consumption, we normalized each estimated energy consumption based on that of TSC, which is the state-of-the-art method. The estimation results showed that our proposed methods could reduce the energy consumption up to 54% and 77% compared to that of TSC and TTFS [17], respectively.

7 Discussion and Conclusion

In this work, we presented a training framework for deep SNNs with TTFS coding to achieve accurate and energy-efficient deep SNNs. Our proposed methods consist of a computationally efficient surrogate DNN model, robust training algorithms, and temporal kernel-aware batch normalization. With the proposed approaches, we could exploit advantages in both direct training of SNNs and TTFS coding, which resulted in more accurate inference with smaller number of spikes than in a previous TTFS study [17]. However, our inference accuracy still is not as high as that of the state-of-the-art method [28]. This is because our study aims to reduce the number of spikes with minimum inference latency in order to maximize deep SNN energy efficiency. In addition, we set the time window T to 32, which corresponds to 5-bit quantization level. The state-of-the-art paper did not reveal the information about quantization and utilized two spikes to represent information, which represents more precise information. Given these facts, we believe that our results cannot be considered insignificant. Furthermore, the number of spikes has a greater impact on neuromorphic

chips. Considering the restricted resources, deep SNNs should be deployed on multiple neuromorphic cores, which leads to spike movements between the cores being a major bottleneck. Thus, our study has a greater benefit when considering the constraints of neuromorphic chips. To overcome the aforementioned limitation in this paper, future work will be expansion of the proposed methods to other applications and improvement on the accuracy of deep SNNs while maintaining the high efficiency. We expect that our framework for the energy-efficient deep SNNs will enable more complex and larger SNNs.

References

- [1] E. Strubell, A. Ganesh, and A. McCallum, “Energy and policy considerations for deep learning in NLP,” in *ACL*, 2019.
- [2] S. Han *et al.*, “Deep compression: Compressing deep neural networks with pruning, trained quantization and huffman coding,” in *ICLR*, 2016.
- [3] S. Park, S. Kim, S. Lee, H. Bae, and S. Yoon, “Quantized memory-augmented neural networks,” in *AAAI*, 2018.
- [4] I. Hubara, M. Courbariaux, D. Soudry, R. El-Yaniv, and Y. Bengio, “Quantized neural networks: Training neural networks with low precision weights and activations,” *The Journal of Machine Learning Research*, vol. 18, no. 1, pp. 6869–6898, 2017.
- [5] S. Jung, C. Son, S. Lee, J. Son, J.-J. Han, Y. Kwak, S. J. Hwang, and C. Choi, “Learning to quantize deep networks by optimizing quantization intervals with task loss,” in *Proceedings of the IEEE/CVF Conference on Computer Vision and Pattern Recognition*, 2019, pp. 4350–4359.
- [6] S. Han *et al.*, “Learning both weights and connections for efficient neural network,” in *NIPS*, 2015.
- [7] G. Hinton, O. Vinyals, and J. Dean, “Distilling the knowledge in a neural network,” *arXiv preprint arXiv:1503.02531*, 2015.
- [8] K. Roy, A. Jaiswal, and P. Panda, “Towards spike-based machine intelligence with neuromorphic computing,” *Nature*, vol. 575, no. 7784, pp. 607–617, 2019.
- [9] W. Maass, “Networks of spiking neurons: the third generation of neural network models,” *Neural Networks*, vol. 10, no. 9, pp. 1659–1671, 1997.
- [10] M. Pfeiffer and T. Pfeil, “Deep learning with spiking neurons: opportunities and challenges,” *Frontiers in neuroscience*, vol. 12, p. 774, 2018.
- [11] M. Davies, A. Wild, G. Orchard, Y. Sandamirskaya, G. A. F. Guerra, P. Joshi, P. Plank, and S. R. Risbud, “Advancing neuromorphic computing with Loihi: A survey of results and outlook,” *Proceedings of the IEEE*, vol. 109, no. 5, pp. 911–934, 2021.
- [12] H. Mostafa, “Supervised learning based on temporal coding in spiking neural networks,” *IEEE transactions on neural networks and learning systems*, vol. 29, no. 7, pp. 3227–3235, 2017.
- [13] Y. Wu *et al.*, “Direct training for spiking neural networks: Faster, larger, better,” in *AAAI*, 2019.
- [14] J. Kim, K. Kim, and J.-J. Kim, “Unifying activation-and timing-based learning rules for spiking neural networks,” *arXiv preprint arXiv:2006.02642*, 2020.
- [15] S. Zhou, X. Li, Y. Chen, S. T. Chandrasekaran, and A. Sanyal, “Temporal-coded deep spiking neural network with easy training and robust performance,” in *AAAI*, 2021.
- [16] L. Zhang *et al.*, “Tdsnn: From deep neural networks to deep spike neural networks with temporal-coding,” in *AAAI*, 2019.
- [17] S. Park, S. Kim, B. Na, and S. Yoon, “T2fsnn: Deep spiking neural networks with time-to-first-spike coding,” *arXiv preprint arXiv:2003.11741*, 2020.
- [18] K. Simonyan and A. Zisserman, “Very deep convolutional networks for large-scale image recognition,” *arXiv preprint arXiv:1409.1556*, 2014.
- [19] A. Krizhevsky, “Learning multiple layers of features from tiny images,” *Tech. Rep.*, 2009.
- [20] E. M. Izhikevich, “Which model to use for cortical spiking neurons?” *IEEE transactions on neural networks*, vol. 15, no. 5, pp. 1063–1070, 2004.
- [21] L. F. Abbott, “Lapicque’s introduction of the integrate-and-fire model neuron (1907),” *Brain research bulletin*, vol. 50, no. 5-6, pp. 303–304, 1999.
- [22] R. Brette, “Philosophy of the spike: rate-based vs. spike-based theories of the brain,” *Frontiers in systems neuroscience*, vol. 9, p. 151, 2015.

- [23] A. Sengupta, Y. Ye, R. Wang, C. Liu, and K. Roy, “Going deeper in spiking neural networks: Vgg and residual architectures,” *Frontiers in neuroscience*, vol. 13, 2019.
- [24] B. Han, G. Srinivasan, and K. Roy, “Rmp-snn: Residual membrane potential neuron for enabling deeper high-accuracy and low-latency spiking neural network,” in *Proceedings of the IEEE/CVF Conference on Computer Vision and Pattern Recognition*, 2020, pp. 13 558–13 567.
- [25] S. Kim *et al.*, “Spiking-yolo: Spiking neural network for real-time object detection,” in *AAAI*, 2020.
- [26] J. Kim *et al.*, “Deep neural networks with weighted spikes,” *Neurocomputing*, vol. 311, pp. 373–386, 2018.
- [27] S. Park *et al.*, “Fast and efficient information transmission with burst spikes in deep spiking neural networks,” in *DAC*, 2019.
- [28] B. Han and K. Roy, “Deep spiking neural network: Energy efficiency through time based coding,” in *Proceedings of the European Conference on Computer Vision (ECCV)*, 2020.
- [29] P. U. Diehl and M. Cook, “Unsupervised learning of digit recognition using spike-timing-dependent plasticity,” *Frontiers in computational neuroscience*, vol. 9, p. 99, 2015.
- [30] P. U. Diehl *et al.*, “Fast-classifying, high-accuracy spiking deep networks through weight and threshold balancing,” in *IJCNN*, 2015.
- [31] C. Lee, S. S. Sarwar, P. Panda, G. Srinivasan, and K. Roy, “Enabling spike-based backpropagation for training deep neural network architectures,” *Frontiers in Neuroscience*, vol. 14, 2020.
- [32] Y. Wu, L. Deng, G. Li, J. Zhu, and L. Shi, “Spatio-temporal backpropagation for training high-performance spiking neural networks,” *Frontiers in neuroscience*, vol. 12, p. 331, 2018.
- [33] H. Zheng, Y. Wu, L. Deng, Y. Hu, and G. Li, “Going deeper with directly-trained larger spiking neural networks,” *arXiv preprint arXiv:2011.05280*, 2020.
- [34] H. Wu, Y. Zhang, W. Weng, Y. Zhang, Z. Xiong, Z.-J. Zha, X. Sun, and F. Wu, “Training spiking neural networks with accumulated spiking flow,” *ijo*, vol. 1, no. 1, 2021.
- [35] J. C. Thiele, O. Bichler, and A. Dupret, “Spikegrad: An ann-equivalent computation model for implementing backpropagation with spikes,” *arXiv preprint arXiv:1906.00851*, 2019.
- [36] S. Park, D. Lee, and S. Yoon, “Noise-robust deep spiking neural networks with temporal information,” *arXiv preprint arXiv:2104.11169*, 2021.
- [37] J. Göltz, A. Baumbach, S. Billaudelle, O. Breitwieser, D. Dold, L. Kriener, A. Kungl, W. Senn, J. Schemmel, K. Meier *et al.*, “Fast and deep neuromorphic learning with time-to-first-spike coding,” *arXiv preprint arXiv:1912.11443*, 2019.
- [38] I.-M. Comşa, K. Potempa, L. Versari, T. Fischbacher, A. Gesmundo, and J. Alakuijala, “Temporal coding in spiking neural networks with alpha synaptic function: Learning with backpropagation,” *IEEE Transactions on Neural Networks and Learning Systems*, 2021.
- [39] S. Ioffe and C. Szegedy, “Batch normalization: Accelerating deep network training by reducing internal covariate shift,” in *International conference on machine learning*. PMLR, 2015, pp. 448–456.
- [40] M. Abadi *et al.*, “TensorFlow: Large-scale machine learning on heterogeneous systems,” 2015, software available from tensorflow.org. [Online]. Available: <https://www.tensorflow.org/>
- [41] P. Merolla *et al.*, “A million spiking-neuron integrated circuit with a scalable communication network and interface,” *Science*, vol. 345, no. 6197, pp. 668–673, 2014.
- [42] S. B. Furber *et al.*, “The spinnaker project,” *Proceedings of the IEEE*, vol. 102, no. 5, pp. 652–665, 2014.

Checklist

1. For all authors...
 - (a) Do the main claims made in the abstract and introduction accurately reflect the paper’s contributions and scope? [Yes] Please refer to Abstract and Introduction.
 - (b) Did you describe the limitations of your work? [Yes] Please refer to Discussion and Conclusion.
 - (c) Did you discuss any potential negative societal impacts of your work? [N/A]
 - (d) Have you read the ethics review guidelines and ensured that your paper conforms to them? [Yes] Yes, I did.
2. If you are including theoretical results...
 - (a) Did you state the full set of assumptions of all theoretical results? [N/A]
 - (b) Did you include complete proofs of all theoretical results? [N/A]

3. If you ran experiments...
 - (a) Did you include the code, data, and instructions needed to reproduce the main experimental results (either in the supplemental material or as a URL)? **[Yes]** To maintain anonymity, we may not disclose the source code during review process. After the review period, we willingly share the code to reproduce the experimental results.
 - (b) Did you specify all the training details (e.g., data splits, hyperparameters, how they were chosen)? **[Yes]** Please refer to Experimental Results section and Appendix for detailed parameter settings.
 - (c) Did you report error bars (e.g., with respect to the random seed after running experiments multiple times)? **[Yes]** We represented our experiments results with scatter plots as shown in Figs. 3 and 8.
 - (d) Did you include the total amount of compute and the type of resources used (e.g., type of GPUs, internal cluster, or cloud provider)? **[Yes]** Please refer to Experimental Results section
4. If you are using existing assets (e.g., code, data, models) or curating/releasing new assets...
 - (a) If your work uses existing assets, did you cite the creators? **[Yes]** Please refer to Introduction
 - (b) Did you mention the license of the assets? **[N/A]**
 - (c) Did you include any new assets either in the supplemental material or as a URL? **[N/A]**
 - (d) Did you discuss whether and how consent was obtained from people whose data you're using/curating? **[N/A]**
 - (e) Did you discuss whether the data you are using/curating contains personally identifiable information or offensive content? **[N/A]**
5. If you used crowdsourcing or conducted research with human subjects...
 - (a) Did you include the full text of instructions given to participants and screenshots, if applicable? **[N/A]**
 - (b) Did you describe any potential participant risks, with links to Institutional Review Board (IRB) approvals, if applicable? **[N/A]**
 - (c) Did you include the estimated hourly wage paid to participants and the total amount spent on participant compensation? **[N/A]**

Appendix

A Implementation TTFS coding in deep SNNs

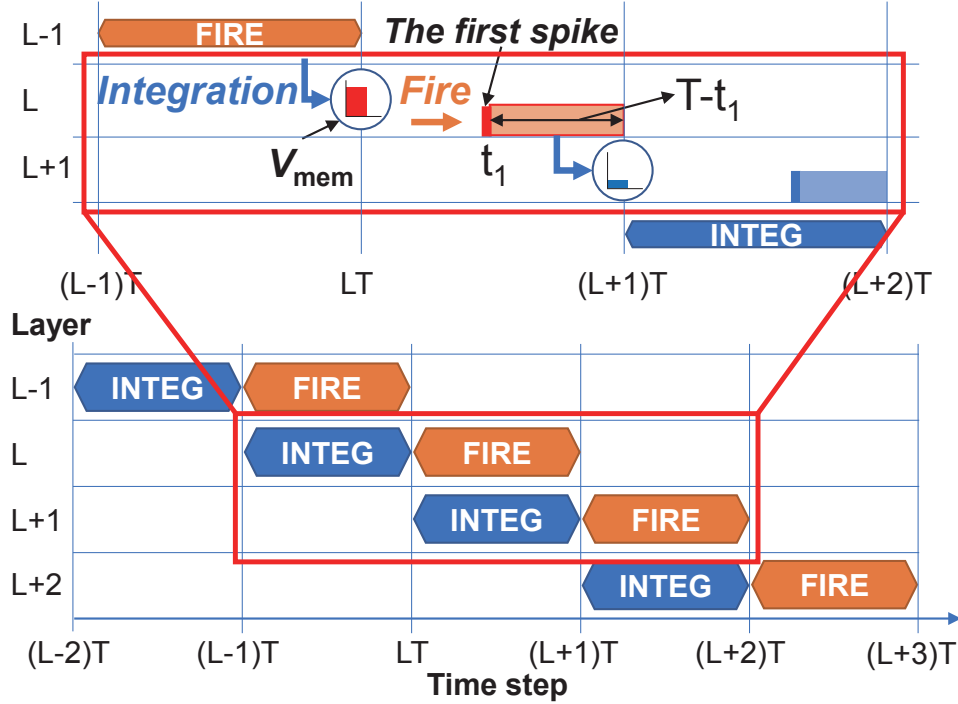


Figure 9: TTFS coding implementation in deep SNNs. (INTEG: INTEGration phase, FIRE: FIRE phase)

As we mentioned in Section 2.1, TTFS coding uses the time of the first spike to represent information, and thus can convey information with very few spikes. For this reason, TTFS coding has been regarded a promising neural coding for energy-efficient SNNs. As shown in Fig. 9, it can be implemented in two phases in deep SNNs: integration (INTEG) and fire (FIRE) phases [16, 17]. To represent and transmit information with only one spike, each layer has the two phases, and there are dependencies between each layer's phases. In the integration phase, the spike of the previous layer is transmitted through the synaptic weight, and the value transmitted to the membrane potential is accumulated into the internal state (membrane potential, V_{mem} in Fig. 9). This phase contains the decoding process of TTFS coding. The fire phase, which corresponds to the encoding process, generates spikes based on the accumulated internal state in the integration phase.

In order to efficiently utilize TTFS coding, it is advantageous for earlier spikes to convey more critical information. As shown in Fig. 9, when the first spike time is t_1 , the corresponding information of the spike is the difference between the pre-defined time window T and the spike time ($T-t_1$). Since TTFS coding expresses information with the time of the first spike, only one spike is used for each neuron, and spikes after the first spike cannot affect the subsequent layers. Thus, to minimize the number of spikes, a neuron, which generates a spike, enters a sufficiently long refractory period so that no more spike occur from the neuron [16, 17]. If the refractory period is larger than the given time window T in each layer, it is not difficult to prevent the subsequent spike from occurring. The efficient implementation of TTFS coding in deep SNNs can significantly reduce the number of spikes compared to other neural coding methods, but this implementation comes at the cost of long inference times due to the dependency between adjacent layers.

B Temporal kernel

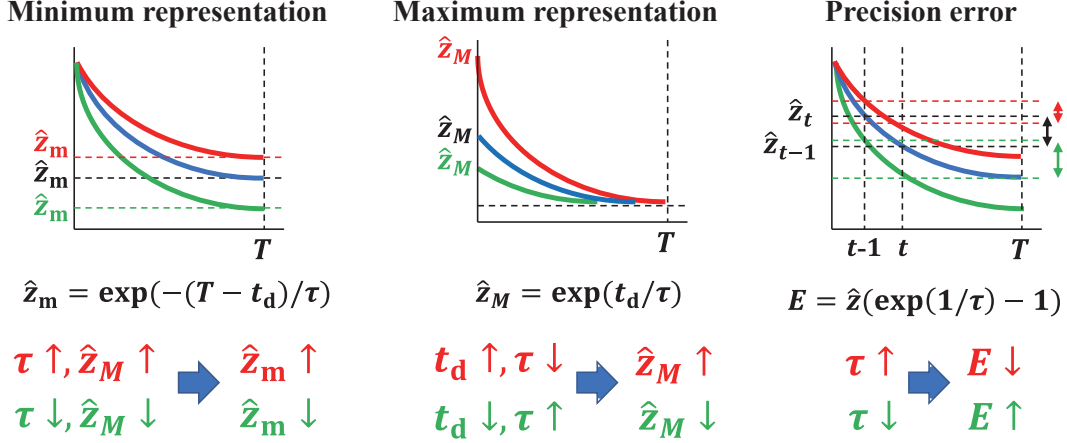


Figure 10: The effect of temporal kernel parameters on the three types of temporal kernel errors

The temporal kernel of Eq. 3 is an important factor in the efficient implementation of TTFS coding in deep SNNs. We adopted an exponentially decaying kernel function with two trainable parameters: τ and t_d , as in [17]. As we defined in Section. 4, there are three types of errors by the kernel: minimum and maximum representation; and precision error, as depicted in Fig. 10. These errors are defined according to the pre-activation z as

$$Error(z) = z - \hat{z}_M \quad (\text{if } z > \hat{z}_M, \text{ maximum representation error}) \quad (10)$$

$$= \hat{z}_m - z \quad (\text{if } z < \hat{z}_m, \text{ minimum representation error}) \quad (11)$$

$$= z - \hat{z} \quad (\text{otherwise, precision error}). \quad (12)$$

The maximum and minimum representation errors are caused by clipping and pruning of the temporal kernel, respectively. The precision error is caused by the quantization that occurs when representing the spike time. As shown in Fig. 10, these errors are greatly affected by the kernel parameters (τ , t_d). In order for the kernel to cover a wide range of activation, it is beneficial to increase the representation length, which is defined the length between the maximum and minimum representation. To achieve this with a certain time window T , τ should decrease, but the reduction in the parameter increases the precision error, which leads to degradation in training performance. In addition, if there are lots of clipped and pruned activation by the kernel, the training of deep SNNs becomes difficult due to the gradient vanishing. Thus, it is desirable for deep SNNs to be trained with a narrow range of activation.

The maximum representation and the temporal kernel error caused by the value are depicted in Fig. 11. As the initial maximum representation $\hat{z}_{M,0}$ became smaller, the maximum error increased. In particular, when the initial value was 1, this error increased rapidly. When the proposed methods (stochastic relaxation (SR) and regularization (TR)) were applied, a reduced maximum kernel error was achieved even with a small maximum expression. The kernel error by the minimum expression and the minimum expression value are shown in Fig. 12. The minimum expression of the kernel was inversely proportional to the initial maximum representation. When the proposed method is applied, the minimum expression value of the kernel became smaller. The precision error and the maximum precision error depending on the kernel are shown in Fig. 13. The maximum precision error is defined as

$$\exp(t_d/\tau) - \exp((t_d - 1)/\tau). \quad (13)$$

The precision error of the kernel tends to be inversely proportional to the initial maximum representation. With the proposed methods, we could reduce the precision error significantly. Through these results, we can improved the training performance with a narrow range of activations by using the proposed methods.

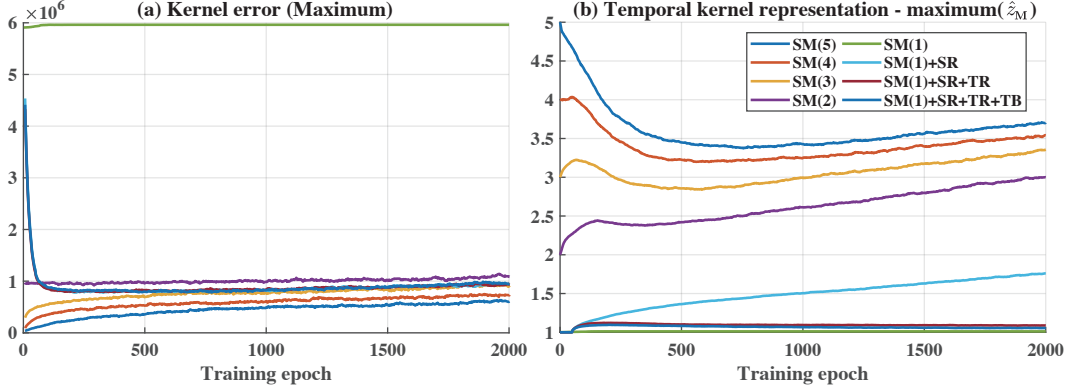


Figure 11: (a) Temporal kernel error by the maximum representation and (b) the maximum representation value during training depending on various configurations. The values in the parenthesis indicate the initial maximum kernel value $\hat{z}_{M,0}$ (SM: Surrogate Model, SR: Stochastic Relaxation, TR: Temporal kernel parameters Regularization, TB: Temporal kernel-aware Batch normalization)

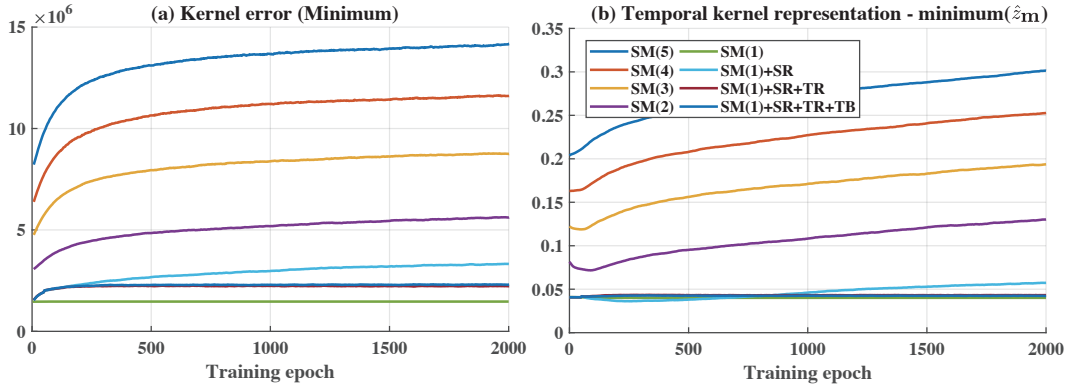


Figure 12: (a) Temporal kernel error by the minimum representation and (b) the minimum representation value during training depending on various configurations. The values in the parenthesis indicate the initial maximum kernel value $\hat{z}_{M,0}$ (SM: Surrogate Model, SR: Stochastic Relaxation, TR: Temporal kernel parameters Regularization, TB: Temporal kernel-aware Batch normalization)

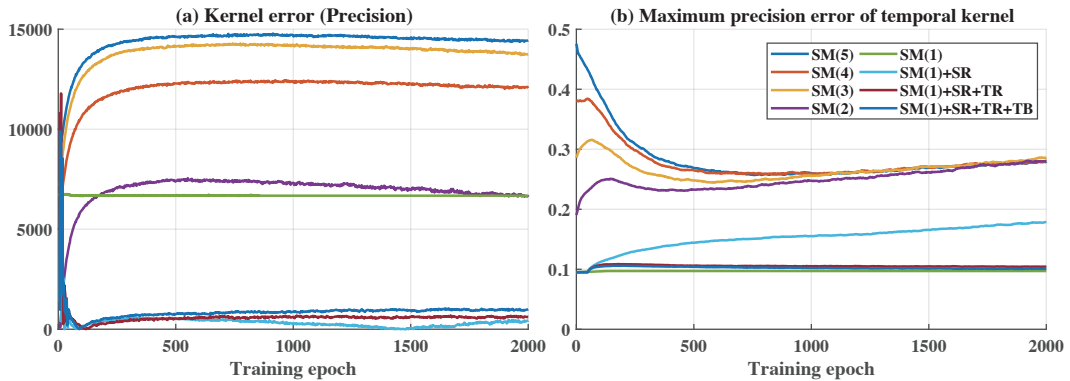


Figure 13: (a) Temporal kernel error by the precision error and (b) the maximum precision error during training depending on various configurations. The values in the parenthesis indicate the initial maximum kernel value $\hat{z}_{M,0}$ (SM: Surrogate Model, SR: Stochastic Relaxation, TR: Temporal kernel parameters Regularization, TB: Temporal kernel-aware Batch normalization)

C Temporal kernel-aware batch normalization

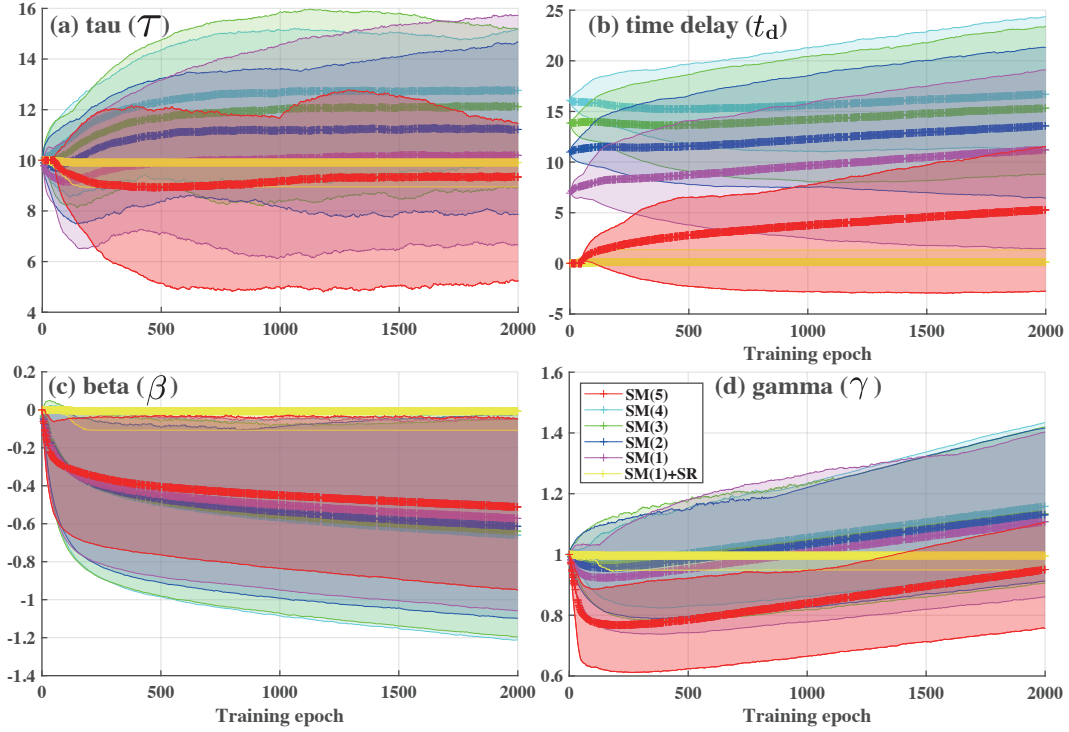


Figure 14: Distributions of parameters in temporal kernel (τ , t_d) and batch normalization (β , γ) depending on the initial maximum kernel value $\hat{z}_{M,0}$ during training deep SNNs (VGG-16, CIFAR-10) (SM: Surrogate Model, SR: Stochastic Relaxation)

In this work, to improve the energy efficiency of deep SNNs, we proposed temporal kernel-aware batch normalization. This method reduced the number of spikes in TTFS coding, and thus enabled energy-efficient SNNs. We utilized the PDF of pre-activation z , which is the output of batch normalization, to obtain reduced number of spikes. For the feasibility and efficiency of the calculation, we approximated the PDF as second-order polynomial by Taylor series. Through this approximation, we could get the proxy function of the number of spikes in deep SNNs as

$$P_{TB}(\gamma, \beta) = \int_{\beta}^{\hat{z}_m} p_B(\gamma x + \beta) dz$$

$$\approx 1/2(1/3\gamma^2 + \gamma + 1)\beta^3 - 1/2\hat{z}_m\beta^2 - 1/2(\hat{z}_m^2\gamma + 2)\beta - (1/6\hat{z}_m^2\gamma^2 - 1)\hat{z}_m. \quad (14)$$

The gradients of the proposed batch normalization with respect to β and γ is derived as

$$\frac{\partial P_{TB}}{\partial \beta} = 3/2(1/3\gamma^2 + \gamma + 1) - \hat{z}_m\beta - 1/2(\gamma\hat{z}_m^2 + 2) \text{ and} \quad (15)$$

$$\frac{\partial P_{TB}}{\partial \gamma} = -1/3(\hat{z}_m^3 - \beta^3)\gamma - 1/2(\hat{z}_m^2 - \beta^2)\beta, \quad (16)$$

respectively. The distributions of parameters in the temporal kernel (τ , t_d) and batch normalization (β , γ) depending on the proposed methods are depicted in Figs. 14 and 15.

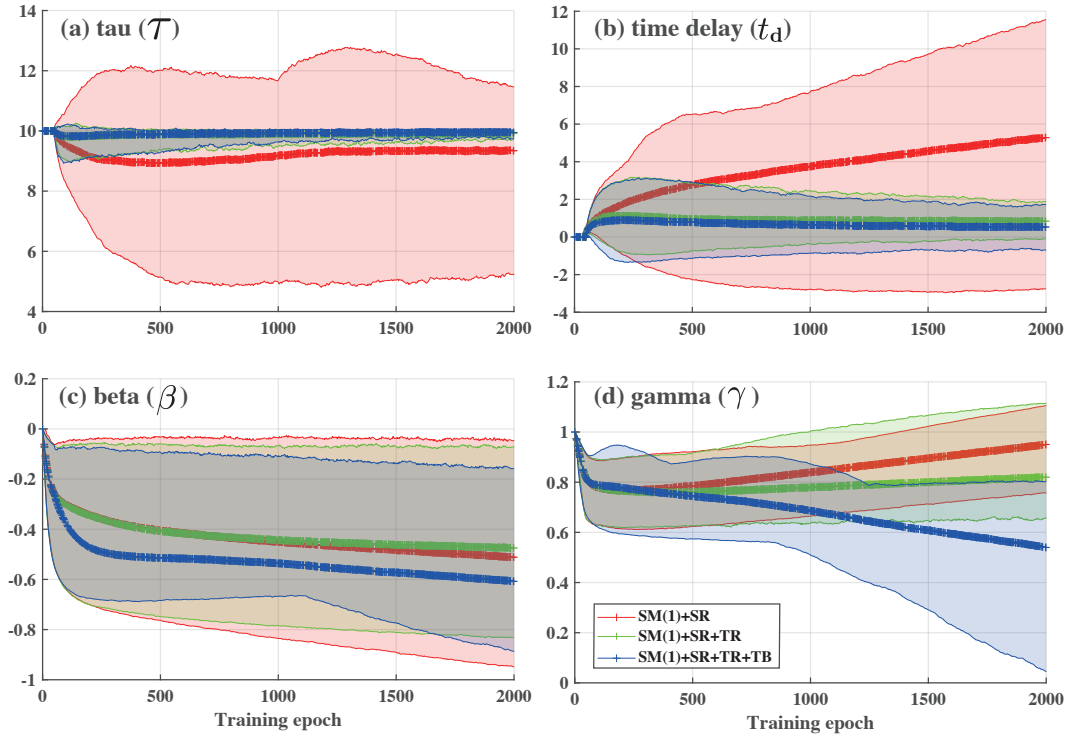


Figure 15: Distributions of parameters in temporal kernel (τ , t_d) and batch normalization (β , γ) depending on various configurations of the proposed methods during training deep SNNs (VGG-16, CIFAR-10) (SM: Surrogate Model, SR: Stochastic Relaxation, TR: Temporal kernel parameters Regularization, TB: Temporal kernel-aware Batch normalization)

D Experiments

Table 3: Hyperparameters

Description	Value	Symbol
Model	VGG-16	-
Datasets	CIFAR-10 / CIFAR-100	-
Optimizer	ADAM	-
Learning rate	0.001	-
Weight regularization	L2 norm.	-
Training batch size	512	-
Training epochs	2,000 / 3-5,000	-
target training epoch for SR ^a	50 / 500-1,000	e_{tar}
Weight for TR ^b	E-5	λ_{TR}
Weight for TB ^c	E-5	λ_{TB}
Time window	32	T
Initial threshold	1.0	θ_0

^a SR: Stochastic Relaxation

^b TR: Temporal kernel parameters Regularization

^c TB: Temporal kernel-aware Batch normalization

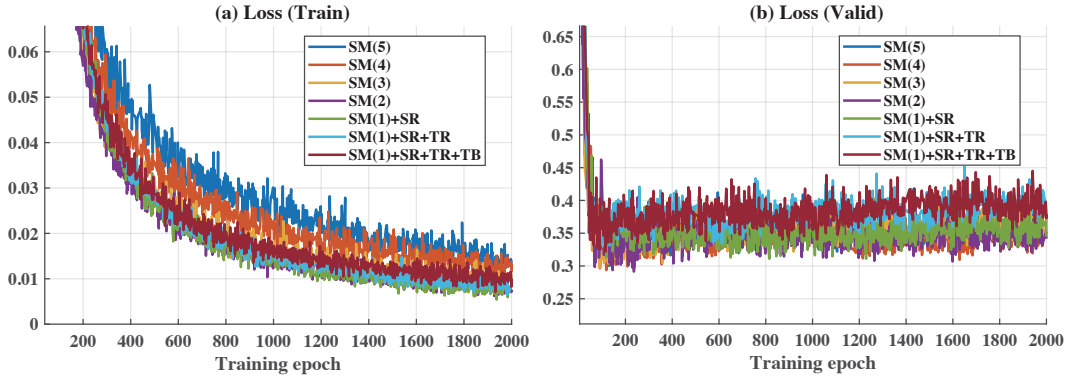


Figure 16: Training and validation loss depending on various configurations

Hyperparameters used in this study are listed in Table 3. The training and validation loss depending on various configurations are depicted in Fig. 16. We can validate the training performance of the proposed approaches with the training and validation loss. The distributions of pre-activation z according to the proposed methods are shown in Fig. 17. As in Fig. 7, we can confirm the effect of the proposed batch normalization on the pre-activation distributions. We also observe that the pre-activations in the pruned region (①) increases by applying the temporal kernel-aware batch normalization, which leads to reduce the number of spikes in deep SNNs. The effect of the proposed batch normalization is greater as it gets closer to the output layer.

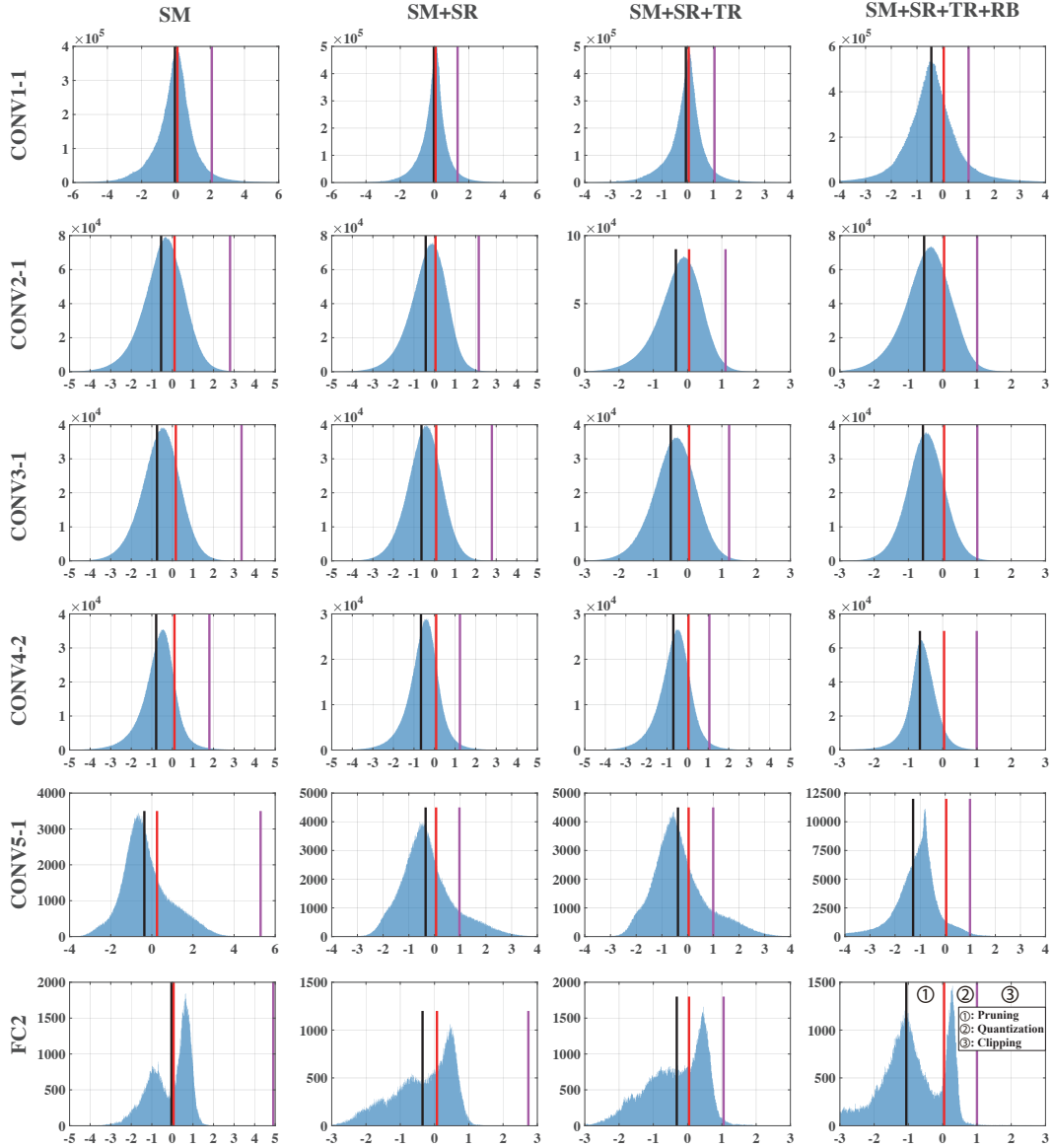


Figure 17: Pre-activation z distributions according to the proposed methods. Black, red, and purple vertical lines indicate β of batch normalization, the minimum \hat{z}_m , and maximum \hat{z}_M representation of the temporal kernel, respectively (SM: Surrogate Model, SR: Stochastic Relaxation, TR: Temporal kernel Regularization, TB: Temporal kernel-aware Batch normalization).