

Distributed nonparametric regression imputation for missing response problems with large-scale data

Ruoyu Wang¹², Miaomiao Su¹², and Qihua Wang^{*12}

¹Academy of Mathematics and Systems Science, Chinese Academy of Sciences, Beijing 100190, China.

²University of Chinese Academy of Sciences, Beijing 100049, China.

Abstract

Nonparametric regression imputation is commonly used in missing data analysis. However, it suffers from the “curse of dimension”. The problem can be alleviated by the explosive sample size in the era of big data, while the large-scale data size presents some challenges on the storage of data and the calculation of estimators. These challenges make the classical nonparametric regression imputation methods no longer applicable. This motivates us to develop two distributed nonparametric imputation methods. One is based on kernel smoothing and the other is based on the sieve method. The kernel based distributed imputation method has extremely low communication cost and the sieve based distributed imputation method can accommodate more local machines. In order to illustrate the proposed imputation methods, response mean estimation is considered. Two distributed nonparametric imputation estimators are proposed for the response mean, which are proved to be asymptotically normal with asymptotic variances achieving the semiparametric efficiency bound. The proposed methods are evaluated through simulation studies and are illustrated by a real data analysis.

Keywords: Distributed data; Divide and conquer; Kernel method; Missing data; Nonparametric regression imputation; Sieve method

*qhwan@amss.ac.cn

1 Introduction

Missing data is a common issue that practitioners may face in data analysis. A typical example of missing data is the missing response problem such as nonresponse in sample surveys and dropout in clinical trials. For missing response problems, the nonparametric regression imputation methods, which can often produce robust and efficient estimate [Cheng, 1994, Hahn, 1998], are commonly used to deal with missing values. However, the nonparametric imputation methods suffer from the “curse of dimension”, which deteriorates their finite sample performance since the sample size for achieving a given estimation accuracy needs to increase exponentially as the dimension of the covariate vector. This restricts the application of the nonparametric imputation methods to high dimension regression problems because of the limitation of sample size. We conduct a detailed discussion of “curse of dimension” in nonparametric regression imputation estimation in Section 2.1. In the big data era, however, the sample size is extremely large in some cases. On the one hand, the huge sample size makes it possible to achieve the desired estimation accuracy using the nonparametric imputation methods when dimension of the covariate vector is large. On the other hand, it may be infeasible to keep the large-scale data set in memory or even store all the data on a single computer when the data size is too large [Fan et al., 2014, Wang et al., 2016]. And computations of the nonparametric imputation estimations are usually time consuming or even infeasible. This motivates us to develop distributed nonparametric imputation methods to solve the computation problem while retaining the good theoretical properties of the classical nonparametric methods and mitigate the so-called curse of dimension. To the best of our knowledge, this problem has not been considered in the literature. In this paper, we consider the estimation problem in the presence of missing responses when data are distributed on different machines, and develop two distributed

nonparametric regression imputation methods by focusing on the estimation of response mean.

To reduce the computational burden, we adopt the divide and conquer strategy. The main idea of this strategy is to calculate some summary statistics on each local machine and then aggregate the results from local machines to get a final estimate. By doing so we can substantially reduce the computing time and alleviate the computer memory requirements. The divide and conquer approach was studied by McDonald et al. [2009] for multinomial regression. Zhang et al. [2013] rigorously showed that in parametric estimation problems with fully observed data, the divide and conquer approach generally has greater efficiency than the naive approach which uses only the sample on a single machine. Lee et al. [2017] and Battey et al. [2018] extended this approach to sparse linear model in the high-dimensional setting. Tang et al. [2020] further investigated the application of the divide and conquer strategy in sparse generalized linear models. Distributed inference problem for linear support vector machine and quantile regression were studied via this strategy by Wang et al. [2019] and Chen et al. [2019], respectively.

In this paper, we extend the divide and conquer strategy to missing response problems. We first develop a kernel based distributed imputation (KDI) approach to estimate response mean. Under some mild conditions, it is shown that the resulting estimator is asymptotically normal and has the same asymptotic variance as the classical nonparametric kernel regression imputation estimator [Cheng, 1994], which achieves the semiparametric efficiency bound. The KDI method needs very few communications between machines because only a real value is required to transmit from each local machine to the central machine. As discussed in Zhang et al. [2013], communication between different machines maybe prohibitively expensive, and the communication complexity can be significantly dif-

ferent across a range of distributed algorithms. Thus the distributed estimation methods that require fairly limited communication are of more interest. Clearly, our KDI method is just this type.

However, the KDI method introduces additional bias if the number of machines is too large, which is a common drawback of one-shot communication approaches [Jordan et al., 2019]. To overcome this problem, we propose an alternative multi-round imputation method based on another nonparametric method, sieve method [Newey, 1994, Ai and Chen, 2003, Chen, 2007, Chen and Pouzo, 2012, Belloni et al., 2015], and call this method the sieve based distributed imputation (SDI) method. Comparing to the KDI method, the SDI method can accommodate distributed systems with more machines and thus has potential to further reduce the computing time. Under certain conditions, the SDI estimator of the response mean is also asymptotically normal with the asymptotic variance achieving the semiparametric efficiency bound. However, the SDI method needs more communications than the KDI. If the communication cost is high, the KDI method is recommended and the number of local machines should be limited to avoid the additional bias of this method. If the communication cost is low, the SDI method is recommended and more local machines can be used to reduce computing time.

The rest of this paper is organized as follows. In Section 2, we present the KDI estimator, and derive its theoretical properties. In Section 3, we propose the SDI method and present its theoretical properties. Simulation results are given in Section 4. As an illustration, a real data analysis is provided in Section 5. All proofs are delegated to the supplementary material.

2 Kernel Based One-shot Method

2.1 Methodology

Let Y be the response variable and X the d -dimension completely observed covariate vector. Suppose we have i.i.d. incomplete observations $\{(Y_i, \delta_i, X_i) : i = 1, \dots, N\}$, where $\delta_i = 1$ if Y_i is observed and $\delta_i = 0$ otherwise. A classic nonparametric method to estimate the response mean μ is the nonparametric kernel regression imputation method due to Cheng [1994]. The main idea of regression imputation is to impute the missing response Y by its conditional mean $m(X) = E[Y | X]$. Throughout this paper, we assume that response is missing at random (MAR). That is, $Y \perp\!\!\!\perp \delta | X$. Under MAR, $E[Y | X] = E[Y | X, \delta = 1]$. Thus to estimate μ , Cheng [1994] first estimate $m(x) = E[Y | X = x]$ by

$$\hat{m}_{\mathbb{K}}(x) = \frac{\sum_{i=1}^N K((X_i - x)/h) \delta_i Y_i}{\sum_{i=1}^N K((X_i - x)/h) \delta_i}$$

and then the final estimator of μ is given by

$$\hat{\mu}_{\mathbb{K}} = N^{-1} \sum_{i=1}^N \{\delta_i Y_i + (1 - \delta_i) \hat{m}_{\mathbb{K}}(X_i)\}, \quad (1)$$

where $K(\cdot)$ is a kernel function and h is a bandwidth sequence that decreases to zero as $N \rightarrow \infty$.

As pointed out previously, the estimator $\hat{\mu}_{\mathbb{K}}$ suffers from the “curse of dimension” problem if the dimension of X is high. Fortunately, this problem can be mitigated by the large sample size in the big data era. Next we give some heuristic discussions. Under

some mild conditions, $\hat{\mu}_{\mathbb{K}} - \mu$ admits the following decomposition

$$\hat{\mu}_{\mathbb{K}} - \mu = L_N + R_N \quad (2)$$

where $L_N = N^{-1} \sum_{i=1}^N \{\delta_i Y_i / \pi(X_i) + (\pi(X_i) - \delta_i) m(X_i) / \pi(X_i) - \mu\}$ and $\pi(x) = P(\delta = 1 \mid X = x)$. The term $R_N = O_P(\log N / (Nh^d) + h^q)$ where q is a quantity that indicates the smoothness of some specific functions determined by the underlying data generation process. The term L_N is dimension free while the term R_N does depend on d . To discuss the impact of dimension, we focus on R_N . With the optimal choice of the bandwidth that minimizes the convergence rate of R_N , we have $R_N = O_P(a_N)$ where $a_N = (\log N / N)^{q/(q+d)}$. Let $\epsilon > 0$ be the required accuracy. For any given sample size N and q , we investigate what values can be taken for d such that $a_N \leq \epsilon$. By straightforward calculations, $a_N \leq \epsilon$ is equivalent to

$$d \leq q \left(\frac{\log N - \log \log N}{\log \epsilon^{-1}} - 1 \right), \quad (3)$$

which establishes the upper bound of d given q , ϵ and N . For example, if $q = 30$, $\epsilon = 0.01$ and $N = 300$, (3) restricts d to take 1 only. This implies that we can control the magnitude of R_N to the given accuracy $\epsilon = 0.01$ only in the case of one dimension covariate when the sample size is 300. However, if $q = 30$, $\epsilon = 0.01$ as before and the sample size $N = 100000$, the inequality (3) allows $d \leq 34$. This demonstrates the crucial role of sample size in applying the nonparametric imputation method to problems with high dimension covariate vector. The larger the sample size is, the larger d is allowed to take.

However, when N is extremely large, the calculation of $\hat{\mu}_{\mathbb{K}}$ is problematic. Computing time of the estimation process in (1) is proportional to N^2 , which is extremely long when N is large. To reduce the computing time, we propose the KDI method to estimate μ .

Throughout this paper, we assume the samples are evenly distributed on m machines. Specifically, $\{(Y_i, \delta_i, X_i) : i = n(l-1) + 1, \dots, nl\}$ is stored on the l -th machine for $l = 1, \dots, m$ where $n = N/m$. Here we assume N is divisible by m for simplicity. The algorithm for the kernel based distributed imputation method is then presented as follows

Algorithm 1 Algorithm for the KDI method

1: **for** $l = 1, \dots, m$ **do**

2: Calculate

$$\hat{\mu}_{\mathbb{K}}^{(l)} = n^{-1} \sum_{i=n(l-1)+1}^{nl} \{\delta_i Y_i + (1 - \delta_i) \hat{m}_{\mathbb{K}}^{(l)}(X_i)\}$$

on the l -th machine, where

$$\hat{m}_{\mathbb{K}}^{(l)}(x) = \frac{\sum_{i=n(l-1)+1}^{nl} K((X_i - x)/h) \delta_i Y_i}{\sum_{i=n(l-1)+1}^{nl} K((X_i - x)/h) \delta_i};$$

3: Transmit $\hat{\mu}_{\mathbb{K}}^{(l)}$ to the first machine;

4: **end for**

5: Calculate $\tilde{\mu}_{\mathbb{K}} = m^{-1} \sum_{l=1}^m \hat{\mu}_{\mathbb{K}}^{(l)}$ on the first machine;

6: **return** $\tilde{\mu}_{\mathbb{K}}$.

The computing time of the KDI estimation is proportional to n^2 , which is significantly faster than the conventional kernel regression imputation estimation in (1).

2.2 Theoretical Properties

Next, we establish the asymptotic properties of the KDI estimator. The establishment of the asymptotic normality and efficiency of $\tilde{\mu}_{\mathbb{K}}$ is nontrivial since we allow the number of machines m to diverge as $N \rightarrow \infty$. A careful analysis of the error term is needed to

make sure that the summation of many negligible terms is still negligible. Let $f(\cdot)$ be the probability density of X . We need the following conditions to establish asymptotic results.

(C.1) $\pi(x)$, $f(x)$ and $m(x)$ have bounded partial derivatives up to order $q > 0$.

(C.2) $\inf_x \pi(x) > 0$.

(C.3) $\inf_x f(x) > 0$.

(C.4) $\sup_x \text{Var}[Y \mid X = x] < \infty$.

(C.5) $K(\cdot)$ is a Lipschitz continuous kernel function of order q with compact support.

(C.6) $m/(N^\rho h^{3d}) = O(1)$ for some $0 < \rho < 1$.

(C.7) $2q > 3d$, $Nh^{2q} \rightarrow 0$ and $m/(\sqrt{N}h^d) \rightarrow 0$.

Conditions (C.1)-(C.5) are all standard conditions in the literature of nonparametric regression [Hu et al., 2012, Li et al., 2011, 2017, Ma et al., 2019]. The condition (C.6) are used to establish the asymptotic expansion of $\tilde{\mu}_{\mathbb{K}}$. The condition (C.7) further imposes restrictions on m and h to ensure the asymptotic normality.

Theorem 1. *Under conditions (C.1)-(C.6), if $N/m \rightarrow \infty$, we have*

$$\tilde{\mu}_{\mathbb{K}} - \mu = L_N + O_P \left(\frac{m^{1/2}}{Nh^{3d/2}} + \frac{m}{Nh^d} + h^q \right), \quad (4)$$

where $L_N = N^{-1} \sum_{i=1}^N \{\delta_i Y_i / \pi(X_i) + (\pi(X_i) - \delta_i) m(X_i) / \pi(X_i) - \mu\}$. If we further assume (C.7), we have

$$\sqrt{N}(\tilde{\mu}_{\mathbb{K}} - \mu) \xrightarrow{d} N(0, \text{Var}(V)), \quad (5)$$

where

$$V = \frac{\delta Y}{\pi(X)} + \frac{\pi(X) - \delta}{\pi(X)} m(X). \quad (6)$$

Equality (4) establishes the asymptotic expansion of $\tilde{\mu}_{\mathbb{K}}$. The first term L_N is \sqrt{N} -asymptotically normal and has the same asymptotic variance as $\hat{\mu}_{\mathbb{K}}$ which achieves the semi-parametric efficiency bound. Thus $\tilde{\mu}_{\mathbb{K}}$ is asymptotically efficient when the second term at right-hand-side of (4) is $o_P(N^{-1/2})$. If $h \asymp \max\{m^{1/(2q+3d)}N^{-2/(2q+3d)}, m^{1/(q+d)}N^{-1/(q+d)}\}$, the convergence rate of the second term at the right-hand-side of (4) achieves minimal and equals to

$$O_P\left(\max\left\{\left(\frac{m}{N^2}\right)^{\frac{q}{2q+3d}}, \left(\frac{m}{N}\right)^{\frac{q}{q+d}}\right\}\right).$$

It can be seen that the number of machines m contributes to this convergence rate. When m is too large, the second term at right-hand-side of (4) may not get the required convergence rate $o_P(N^{-1/2})$. Thus some restrictions on m are imposed in Conditions (C.6) and (C.7) to ensure the asymptotic efficiency of $\tilde{\mu}_{\mathbb{K}}$. Conditions (C.6) and (C.7) imply $N^{1/(2q)}h \rightarrow 0$, $m/(Nh^{3d}) \rightarrow 0$ and $m/(\sqrt{N}h^d) \rightarrow 0$, the existence of a bandwidth satisfying all these conditions requires $m = o(\min\{N^{1-3d/(2q)}, N^{1/2-d/(2q)}\})$. If q in Condition (C.1) is sufficiently large, the requirement on m is close to $m = o(\sqrt{N})$, which are also required by many existing divide and conquer method to ensure their theoretical properties [Zhang et al., 2013, Lee et al., 2017, Battley et al., 2018].

3 Sieve Based Multi-round Method

3.1 Methodology

In the previous section we discuss the KDI method. The method has good asymptotic properties with very low communication cost. According to the discussion in the last section, the number of machines cannot be too large to ensure the asymptotic efficiency of $\tilde{\mu}_{\mathbb{K}}$. This may restrict the application of this method and limit the role of the KDI method in solving storage and computing problems with large-scale data. When we average over multiple nonlinear estimators to obtain the aggregated estimator, strict restrictions on the machine number are almost inevitable to ensure the \sqrt{N} -consistency [Zhang et al., 2013, Lee et al., 2017, Battey et al., 2018, Jordan et al., 2019]. To relax the restriction on the machine number, we discard the one-shot averaging strategy and propose a multi-round SDI method in this section. Sieve method is a widely used nonparametric method and has been used to impute the missing counterfactual value in the causal inference literature [Hahn, 1998, Imbens et al., 2005]. However, the investigation on the application of sieve method with data stored in a distributed manner is still rare in the literature.

Let $\{\mathcal{L}_k\}_{k=1}^{\infty}$ be a nested sequence of finite-dimensional function classes such that $\mathcal{L}^2(\mathbf{R}^d) = \{f(x) : E[f^2(X)] < \infty\} = \bigcup_{k=1}^{\infty} \mathcal{L}_k$. For any positive integer K , let $\{v_1(x), \dots, v_K(x)\}$ be a set of bases of \mathcal{L}_K with $v_1(x) = 1$ and let $V_K(x) = (v_1(x), \dots, v_K(x))^{\top}$. The linear combination of $\{v_1(x), \dots, v_K(x)\}$ can approximate any function in $\mathcal{L}^2(\mathbf{R}^d)$ if K is large. To circumvent the theoretical difficulty brought by the approximation error, we let K increase to infinity as $N \rightarrow \infty$. We use $\hat{m}_{\mathbb{S}}(x) = V_K(x)^{\top} \hat{\beta}$ to estimate $m(x)$, where

$$\hat{\beta} = \arg \min_{\beta} \frac{1}{N} \sum_{i=1}^N \delta_i (Y_i - V_K(X_i)^{\top} \beta)^2. \quad (7)$$

Then μ can be estimated by

$$\hat{\mu}_{\mathbb{S}} = \frac{1}{N} \sum_{i=1}^N \{\delta_i Y_i + (1 - \delta_i) \hat{m}_{\mathbb{S}}(X_i)\}.$$

$\hat{\beta}$ has the explicit form

$$\hat{\beta} = \hat{\Sigma}^{-1} \hat{\omega},$$

where $\hat{\omega} = \sum_{i=1}^N \delta_i Y_i V_K(X_i)/N$ and $\hat{\Sigma} = \sum_{i=1}^N \delta_i V_K(X_i) V_K(X_i)^{\top}/N$. To calculate $\hat{\omega}$, we first calculate

$$\sum_{i=n(l-1)+1}^{nl} \delta_i Y_i V_K(X_i)$$

on the l -th machine and transmit the resulting K -dimensional vector to the first machine. Then $\hat{\omega}$ can be gotten by summing these quantities up and dividing the summation by N . However, to calculate $\hat{\Sigma}$, we need to transmit $K \times K$ matrices, which has high communication cost if K is large. Motivated by the communication efficient algorithms in the parametric model literature [Shamir et al., 2014, Jordan et al., 2019, Fan et al., 2019], we propose a multi-round algorithm with low communication cost to approximate $\hat{\beta}$. For arbitrary β^{\dagger} , we have by some simple algebra

$$\begin{aligned} & \frac{1}{N} \sum_{i=1}^N \delta_i (Y_i - V_K(X_i)^{\top} \beta)^2 \\ &= (\beta - \beta^{\dagger})^{\top} \hat{\Sigma} (\beta - \beta^{\dagger}) - 2(\beta - \beta^{\dagger})^{\top} (\hat{\omega} - \hat{\Sigma} \beta^{\dagger}) + \beta^{\dagger \top} \hat{\Sigma} \beta^{\dagger} - 2\beta^{\dagger \top} \hat{\omega} + \frac{1}{N} \sum_{i=1}^N \delta_i Y_i^2. \end{aligned}$$

Thus

$$\hat{\beta} = \arg \min_{\beta} \hat{L}(\beta, \beta^{\dagger}),$$

where

$$\hat{L}(\beta, \beta^\dagger) = (\beta - \beta^\dagger)^\top \hat{\Sigma}(\beta - \beta^\dagger) - 2(\beta - \beta^\dagger)^\top (\hat{\omega} - \hat{\Sigma}\beta^\dagger).$$

Let $\tilde{\Sigma} = \sum_{i=1}^n \delta_i V_K(X_i) V_K(X_i)^\top / n$. Since samples are independent and identically distributed across different machines, $\tilde{\Sigma}$ is expected to be close to $\hat{\Sigma}$. We hence use

$$\tilde{L}(\beta, \beta^\dagger) = (\beta - \beta^\dagger)^\top \tilde{\Sigma}(\beta - \beta^\dagger) - 2(\beta - \beta^\dagger)^\top (\hat{\omega} - \hat{\Sigma}\beta^\dagger)$$

to approximate $\hat{L}(\beta, \beta^\dagger)$. Note that $\tilde{\Sigma}$ can be calculated from the data in the first machine solely. Moreover, we can see that $\hat{\Sigma}\beta^\dagger$ is a vector and the calculation of $\hat{\Sigma}\beta^\dagger$ only needs transmission of K -dimensional vectors by noting $\hat{\Sigma}\beta^\dagger = \sum_{l=1}^m \hat{\Sigma}_l \beta^\dagger$ where $\hat{\Sigma}_l = \sum_{i=n(l-1)+1}^{nl} \delta_i V_K(X_i) V_K(X_i)^\top$. Thus to calculate $\tilde{L}(\beta, \beta^\dagger)$, we need not to transmit $K \times K$ matrices. Note that $|\hat{L}(\beta, \beta^\dagger) - \tilde{L}(\beta, \beta^\dagger)| \leq \|\tilde{\Sigma} - \hat{\Sigma}\| \|\beta - \beta^\dagger\|^2$. Thus if β is close to β^\dagger , the approximation performs well even if $\tilde{\Sigma}$ is not that close to $\hat{\Sigma}$. In order to get the desired approximation rate, we start at an initial value β_0 , and minimize $\tilde{L}(\beta, \beta_0)$ over a small ball around β_0 . By the equivalence of the constrained optimization and the penalized optimization, we minimize the following loss function

$$\tilde{L}(\beta, \beta_0) + \alpha \|\beta - \beta_0\|^2, \tag{8}$$

where α is a tuning parameter. Let β_1 be the minimum point of (8), β_2 the minimum point of $\tilde{L}(\beta, \beta_1) + \alpha \|\beta - \beta_1\|^2$ and let β_t be defined in the same way for $t > 2$. It is not hard to show that β_t has the recursive relation

$$\beta_t = \beta_{t-1} + (\tilde{\Sigma} + \alpha I)^{-1} (\hat{\omega} - \hat{\Sigma}\beta_{t-1})$$

$$= \beta_{t-1} + (\tilde{\Sigma} + \alpha I)^{-1} \left(\hat{\omega} - \frac{1}{N} \sum_{i=1}^N \delta_i V_K(X_i) V_K(X_i)^T \beta_{t-1} \right).$$

We use $\tilde{\beta} = \beta_T$ as the approximation of $\hat{\beta}$ with T being a properly chosen integer and propose the following estimator for μ

$$\tilde{\mu}_{\mathbb{S}} = \frac{1}{N} \sum_{i=1}^N \{\delta_i Y_i + (1 - \delta_i) \tilde{m}_{\mathbb{S}}(X_i)\},$$

where $\tilde{m}_{\mathbb{S}}(x) = V_K(x)^T \tilde{\beta}$. These procedures are summarized in Algorithm 2.

Algorithm 2 Algorithm for the SDI method

1: Initialize $\beta_0 = (0, \dots, 0)^T$;

2: Calculate

$$s_{0,l} = \sum_{i=n(l-1)+1}^{nl} \delta_i Y_i V_K(X_i)$$

on the l -th machine and transmit the result to the first machine;

3: Calculate $(\tilde{\Sigma} + \alpha I)^{-1}$ and $\hat{\omega} = \sum_{l=1}^m s_{0,l}/N$ on the first machine;

4: **for** $t = 1, \dots, T$ **do**

5: Calculate

$$s_{t,l} = \sum_{i=n(l-1)+1}^{nl} \delta_i V_K(X_i) V_K(X_i)^T \beta_{t-1}$$

on the l -th machine and transmit the result to the first machine;

6: Update $\beta_t = \beta_{t-1} + (\tilde{\Sigma} + \alpha I)^{-1}(\hat{\omega} - N^{-1} \sum_{l=1}^m s_{t,l})$ and transmit β_t to each local machine;

7: **end for**

8: Calculate

$$s_l = \sum_{i=n(l-1)+1}^{nl} \{\delta_i Y_i + (1 - \delta_i) V_K(X_i)^T \tilde{\beta}\}$$

on the l -th machine and transmit the result to the first machine;

9: Calculate $\tilde{\mu}_S = N^{-1} \sum_{l=1}^m s_l$ on the first machine;

10: **return** $\tilde{\mu}_S$.

3.2 Theoretical Properties

Next, we establish the theoretical properties of the SDI estimator and show that the SDI method can accommodate more machines compared to the KDI method while keeping the theoretical properties. For convenience, we next let C be a generic positive constant that may differ in different places.

To show the large sample properties, we need to introduce some conditions. We first define $\zeta_K = \sup_x \|V_K(x)\|$. The quantity ζ_K is important in theoretical development and can be determined by the basis functions. We have $\zeta_K \leq C\sqrt{K}$ if the basis functions are tensor products of univariate B-spline, trigonometric polynomial or wavelet bases. Also we have $\zeta_K \leq C\sqrt{K}$ for tensor-products of power series if the support of X is contained in $[-1, 1]^d$. See Newey [1994] and Chen [2007] for more results on this quantity. For any symmetric matrix A , denote its largest and smallest eigenvalues by $\sigma_{\max}(A)$ and $\sigma_{\min}(A)$, respectively. Let $\Sigma = E[\delta V_K(X) V_K(X)^T]$. Then we are ready to introduce the following technical conditions.

(C.7) There are some universal constants C_L and C_H such that $C_L \leq \sigma_{\min}(\Sigma) \leq \sigma_{\max}(\Sigma) \leq C_H$.

(C.8) There exists some constant $r > 0$ such that for any K there is some $\bar{\beta}$ and $\bar{\pi}$ satisfying

$$\mathbb{E}[(m(X) - V_K(X)^\top \bar{\beta})^2] \leq CK^{-r} \text{ and } \mathbb{E}[(\pi(X)^{-1} - V_K(X)^\top \bar{\pi})^2] \leq CK^{-r}.$$

$$(C.9) \quad \sqrt{(\zeta_K^2 \log K)/N} \rightarrow 0.$$

Let $C_{N,K} = 1 - (1 - \min\{\alpha, 1/\log K\})/(1 + 2\alpha C_L)$ where α is the tuning parameter for the penalty in (8).

$$(C.10) \quad (i) \zeta_K^4/N \rightarrow 0, \sqrt{N}K^{-r} \rightarrow 0;$$

(ii) $T \log C_{N,K}^{-1} - 0.5 \log N - \log \zeta_K \rightarrow \infty$, where T is the number of iterations which can be seen as a tuning parameter.

Condition (C.7) is a widely-used condition in the literature of sieve method [Newey, 1994, Ai and Chen, 2003, Belloni et al., 2015]. Condition (C.8) imposes some restrictions on the approximation error. The constant r appearing in (C.8) and (C.10) depends on the dimension of the covariate vector, the smoothness of $m(\cdot)$ and $\pi(\cdot)$ and the basis functions. Under Condition (C.1), Condition (C.8) is satisfied with $r = q/d$ if X has compact support and the basis functions are polynomial functions, B-splines, trigonometric polynomial functions or wavelet bases. See Chen [2007] for more results on some common basis functions.

Theorem 2. *Under conditions (C.4), (C.7), (C.8) and (C.9), if $\alpha \asymp \log^2(K) \sqrt{(m\zeta_K^2)/N}$, we have*

$$\tilde{\mu}_{\mathbb{S}} - \mu = L_N + O_P \left(\frac{\zeta_K^2}{N} + \frac{1}{K^r} + \zeta_K \sqrt{\frac{1}{NK^r}} \right) + O_P(\zeta_K C_{N,K}^T), \quad (9)$$

where $L_N = N^{-1} \sum_{i=1}^N \{\delta_i Y_i / \pi(X_i) + (\pi(X_i) - \delta_i) m(X_i) / \pi(X_i) - \mu\}$. If we further assume that (C.10) holds, we have

$$\sqrt{N}(\tilde{\mu}_{\mathbb{S}} - \mu) \xrightarrow{d} N(0, \text{Var}(V)), \quad (10)$$

where

$$V = \frac{\delta Y}{\pi(X)} + \frac{\pi(X) - \delta}{\pi(X)} m(X). \quad (11)$$

The equality (9) presents the asymptotic expansion of $\tilde{\mu}_{\mathbb{S}}$. Because L_N is \sqrt{N} -asymptotically normal with asymptotic variance achieving the semiparametric efficiency bound, $\tilde{\mu}_{\mathbb{S}}$ is asymptotically efficient when the second and third terms at the right-hand-side of (9) are $o_P(N^{-1/2})$. The second term at the right-hand-side of (9) depends on K , N , ζ_K and is independent of m . This term is $o_P(1/\sqrt{N})$ under (C.10)(i). The third term at the right-hand-side of (9) depends on m through $C_{N,K}$ since $C_{N,K}$ depends on $\alpha \asymp \log^2(K) \sqrt{(m\zeta_K^2)/N}$. However, for any m , we always have $C_{N,K} < 1$ which implies the quantity $\zeta_K C_{N,K}^T$ can be made arbitrarily small by choosing T sufficiently large. (C.10)(ii) imposes the restriction on K and T such that this term is $o_P(1/\sqrt{N})$.

Notice that the KDI method needs a stronger restriction on m than the SDI method. The reason may be that $\hat{\mu}_{\mathbb{K}}^{(l)}$ for $l = 1, 2, \dots, m$ are not linearly additive. Hence the bias of the resulting estimator depends on the bias of $\hat{\mu}_{\mathbb{K}}^{(l)}$ for $l = 1, 2, \dots, m$ by their average. The bias of $\hat{\mu}_{\mathbb{K}}^{(l)}$ is large if m is too large and hence the sample size on every machine is too small.

4 Simulation Study

In this section, a simulation study is conducted to evaluate the proposed two distributed nonparametric methods. We compare the proposed distributed estimators with other three estimators: the single machine (SGM) estimators calculated by the classical kernel and sieve methods using the data on a single machine; the complete-case estimator given by the sample mean of observed responses; and the oracle estimator given by the sample mean

of all responses. We use the oracle estimator as the gold standard.

Let $X = (X_1, X_2, X_3, X_4, X_5)$ with $X_j \sim N(0, 1)$ for $j = 1, 2$ and 3 and $X_j \sim U(-1, 1)$ for $j = 4$ and 5 . The response is generated from

$$Y = 2 + \sin(X_1 + X_2 + X_3) + 2\Phi^{-1}(0.5X_4 + 0.5) + 2\Phi^{-1}(0.5X_5 + 0.5) + \epsilon$$

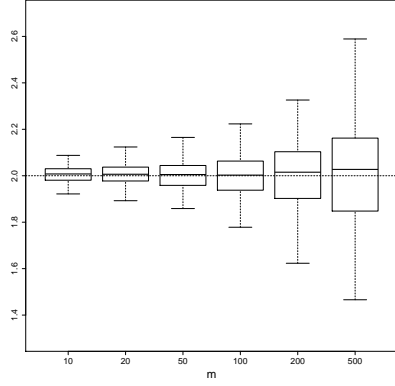
with $\epsilon \sim N(0, 1)$. The missing mechanism is set to be

$$P(\delta = 1 \mid X) = 0.5 \times \frac{\exp(X_1 + X_2 + X_3 + X_4 + X_5)}{1 + \exp(X_1 + X_2 + X_3 + X_4 + X_5)} + 0.5.$$

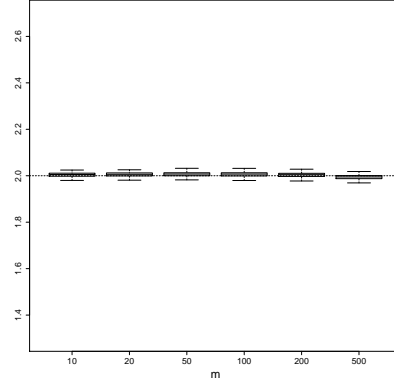
Let X' and X'' be two independent duplications of X and let $Z = (X, X', X'')$. To explore the impact of the covariate dimension d , we consider two scenarios with different covariate dimensions. In the first scenario, the data contains an i.i.d. sample from the distribution of δ , Y and X . In the second scenario, δ and Y are generated in the same way as in the first scenario. However, the covariate vectors are independent observations of Z instead of X . The two scenario have the same data generation process except that some irrelevant variables are collected in the second scenario. In the first scenario, $d = 5$; in the second scenario, $d = 15$. We fix the total sample size $N = 10^5$ and vary the number of machines $m = 10, 20, 50, 100, 200$ and 500 to evaluate the effect of machine number. We generate 200 Monte Carlo random samples to evaluate the performance of the different estimators in the two scenarios. In our simulation, the bias and standard deviation (SD) of the oracle estimator are -0.001 and 0.010 , respectively. The complete-case estimator has a large bias, 0.33 , and this makes its small SD, 0.012 , meaningless.

We use a kernel function of order $q = 30$ derived from Legendre Polynomial to implement the kernel regression imputation method. The following figure contains the box-plots of

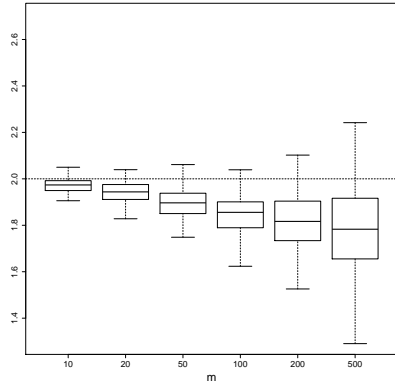
kernel based SGM estimators and KDI estimators with different covariate dimensions and numbers of machines.



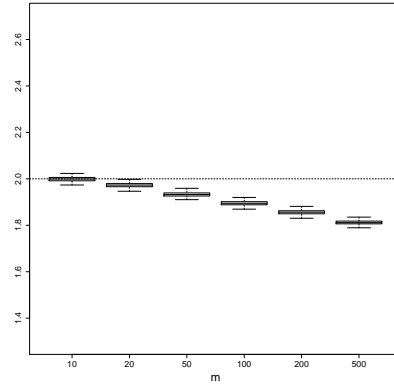
(a) Kernel based SGM estimators with $d = 5$.



(b) KDI estimators with $d = 5$.



(c) Kernel based SGM estimators with $d = 15$.



(d) KDI estimators with $d = 15$.

Figure 1: Box-plots of estimators calculated from 200 simulated data sets. Dashed line: the true parameter $\mu = 2$.

The box-plots show that the performance of the KDI estimators is more stable compared to the kernel based SGM estimators. The bias and SD of these estimators are calculated in Table 1.

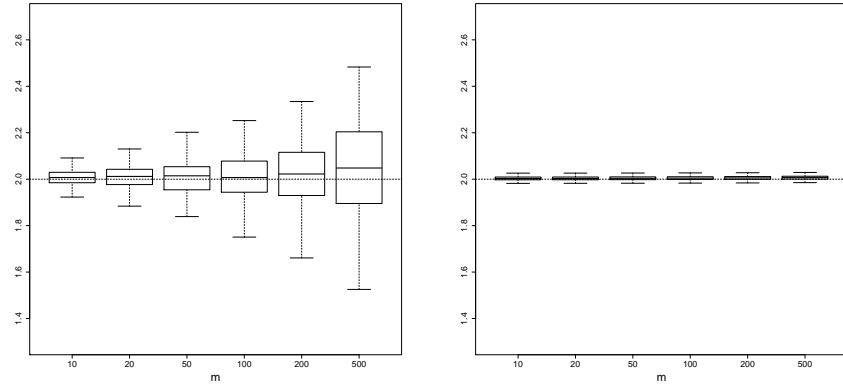
Table 1: The bias and SD of the kernel based estimators

d	m	SGM Estimator		KDI Estimator	
		Bias	SD	Bias	SD
5	10	0.008	0.033	0.004	0.011
	20	0.007	0.046	0.005	0.011
	50	0.005	0.073	0.006	0.011
	100	0.001	0.100	0.006	0.011
	200	0.007	0.141	0.005	0.011
	500	0.019	0.209	-0.006	0.011
15	10	-0.028	0.029	-0.001	0.010
	20	-0.058	0.046	-0.027	0.010
	50	-0.110	0.068	-0.068	0.010
	100	-0.154	0.094	-0.106	0.010
	200	-0.182	0.130	-0.144	0.010
	500	-0.213	0.183	-0.188	0.010

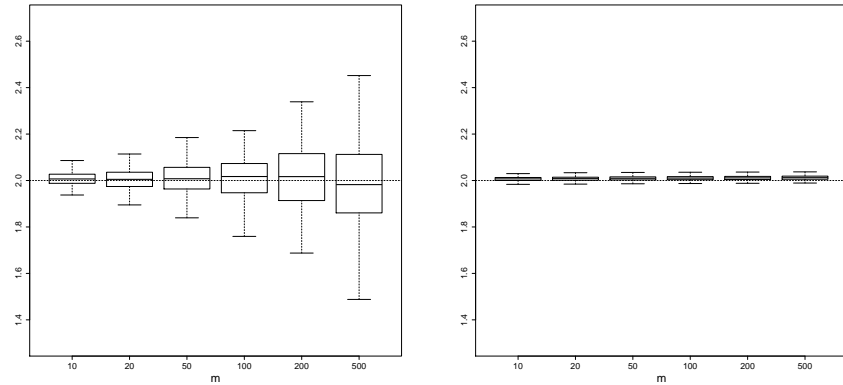
In the first scenario ($d = 5$), it can be seen that the kernel based SGM estimators and KDI estimators have a much smaller bias compared to the complete-case estimator. The kernel based SGM estimators have large SD especially when the number of machines is large since only a small subset of the all data is used. In contrast, the KDI estimators have comparable performance as the oracle estimator. Bias and SD of the KDI estimators remain small even though the number of machines is large.

In the second scenario ($d = 15$), the SD of the kernel based SGM estimators and the KDI estimators is similar to those in the first scenario. The bias, however, is larger than in the first scenario especially when m is large. Unlike the case of $d = 5$, the KDI estimators have a smaller bias compared to the kernel based SGM estimators when $d = 15$. The KDI estimators have comparable performance as the oracle estimator only when $m = 10$. This is consistent with the previous discussion on the theoretical results.

For the SDI method, we use the tensor product of polynomials with degree three as basis functions. Figure 2 shows the box-plots of sieve based SGM estimators and SDI estimators with different covariate dimensions and numbers of machines.



(a) Sieve based SGM estimators with $d = 5$. (b) SDI estimators with $d = 5$.



(c) Sieve based SGM estimators with $d = 15$. (d) SDI estimators with $d = 15$.

Figure 2: Box-plots of estimators calculated from 200 simulated data sets. Dashed line: the true parameter $\mu = 2$.

It can be seen that the SDI estimators perform much better than the sieve based SGM

estimators in both scenarios especially when m is 100, 200 and 500. The bias and SD of these estimators are summarized in the following table.

Table 2: The bias and SD of the sieve based estimators

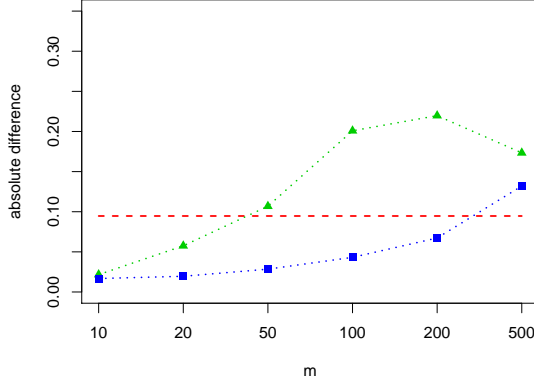
d	m	SGM Estimator		SDI Estimator	
		Bias	SD	Bias	SD
5	10	0.007	0.032	0.004	0.010
	20	0.010	0.051	0.004	0.010
	50	0.006	0.077	0.004	0.010
	100	0.008	0.105	0.005	0.010
	200	0.019	0.139	0.006	0.010
	500	0.038	0.204	0.007	0.010
15	10	0.007	0.030	0.006	0.010
	20	0.005	0.045	0.008	0.010
	50	0.011	0.070	0.009	0.010
	100	0.009	0.089	0.010	0.010
	200	0.015	0.135	0.011	0.010
	500	-0.005	0.198	0.012	0.010

The SDI estimators perform similarly to the oracle estimator in terms of bias and SD regardless how large m is in the first scenario. In the second scenario, the larger covariate dimension slightly amplifies the bias of the sieve based SGM and SDI estimators. Moreover, the bias is much smaller than that of the kernel based SGM and KDI estimators when m is large in the second scenario. This illustrates the capacity of the SDI method to accommodate a large number of machines.

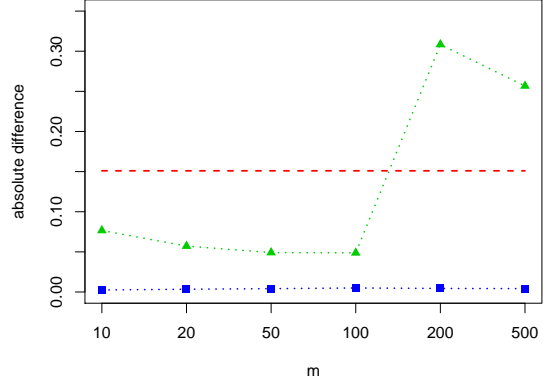
5 Real Data Analysis

GroupLens Research has collected and made available rating data sets from the MovieLens web site (<https://movielens.org>). In this section, we apply our method to a large-scale movie rating dataset, the *MovieLens* dataset [GroupLens Research, 2019]. The *MovieLens* dataset is consisted of various datasets. We use the *ml-25m* dataset which contains 25000095 ratings created by 162541 users and 1093360 tag applications across 62423 movies. The parameter of interest is the average rating of the film *Pulp Fiction* among all users. Less than half of users (79672) create their rating for *Pulp Fiction* and rating of the other users is missing. The average rating of users who create their rating for *Pulp Fiction* may be a biased estimator for the parameter of interest. We create a 10-dimensional covariate vector to describe each user’s characteristic based on their rating histories to adjust this bias, and assume the MAR missing mechanism. We apply our two distributed methods to compute the regression imputation estimators. We also compute the complete-case estimator, the classic kernel regression imputation estimator ($\hat{\mu}_{\mathbb{K}}$) and the sieve regression imputation estimator ($\hat{\mu}_{\mathbb{S}}$) for comparison. The results are 4.19 (complete-case), 4.09 ($\hat{\mu}_{\mathbb{K}}$) and 4.04 ($\hat{\mu}_{\mathbb{S}}$), respectively. We use $\hat{\mu}_{\mathbb{K}}$ as the benchmark for the kernel based estimators and use $\hat{\mu}_{\mathbb{S}}$ as the benchmark for the sieve based estimators. In Fig 3, we plot the absolute value curves of the differences between the complete-case, KDI, SDI estimators and their benchmarks. We also plot the the difference curves for the kernel and sieve based SGM estimators for comparison.

It can be seen that the performance of the SGM estimators are unstable and the distributed estimators always outperform the SGM estimators. The performance of the KDI estimators deteriorate when the number of machines is large. The performance of KDI estimator is even worse than the complete-case estimator when $m = 500$. However, the



(a) Kernel based estimators



(b) Sieve based estimators

Figure 3: The absolute value curves of the differences between the estimators and their benchmarks. Red dashed lines are for the complete-case estimator, dotted lines with green triangle are for SGM estimators and dotted lines with blue square are for distributed imputation estimators. The benchmark is $\hat{\mu}_{\mathbb{K}}$ in (a) and $\hat{\mu}_{\mathbb{S}}$ in (b), respectively.

SDI estimators always outperform the complete-case estimator and the performance of SDI estimators stay good even when m is 500. This again validates the ability of the SDI method to accommodate a large number of machines.

A Proof of Theorem 1

Proof. Throughout this proof, we always give them the superscript “(1)” for quantities defined using the data on the first machine. And we change the superscript to “(l)” to

denote the corresponding quantities defined on the l -th machine. Note that

$$\sqrt{N}(\tilde{\mu}_{\mathbb{K}} - \mu) = \sqrt{N} \frac{1}{m} \sum_{l=1}^m (\hat{\mu}_{\mathbb{K}}^{(l)} - \mu). \quad (12)$$

We begin the proof by decomposing $\hat{\mu}_{\mathbb{K}}^{(l)}$. By simple algebra, we have the following decomposition for $l = 1, 2, \dots, m$

$$\begin{aligned} \hat{\mu}_{\mathbb{K}}^{(l)} &= \frac{1}{n} \sum_{i=1}^n \{\delta_i Y_i + (1 - \delta_i) m(X_i)\} \\ &\quad + \frac{1}{n} \sum_{i=1}^n (1 - \delta_i) (\hat{m}_{\mathbb{K}}^{(l)}(X_i) - m(X_i)) \\ &=: R^{(l)} + S^{(l)}, \end{aligned} \quad (13)$$

where

$$\hat{m}_{\mathbb{K}}^{(l)}(x) = \frac{\sum_{i=1}^n K_h(X_i - x) \delta_i Y_i}{\sum_{i=1}^n K_h(X_i - x) \delta_i}$$

and $K_h(\cdot) = h^{-d} K(\cdot/h)$. Since $R^{(l)}$ is a mean of i.i.d random variables, the main task is to study $S^{(l)}$. Let

$$\hat{t}^{(l)}(x) = \frac{1}{n} \sum_{i=1}^n K_h(X_i - x) \delta_i Y_i \quad \text{and} \quad \hat{s}^{(l)}(x) = \frac{1}{n} \sum_{i=1}^n K_h(X_i - x) \delta_i.$$

Define $t(x) = m(x)\pi(x)f(x)$ and $s(x) = \pi(x)f(x)$. Then

$$\begin{aligned}
S^{(l)} &= \frac{1}{n} \sum_{i=1}^n (1 - \delta_i) \left(\frac{\hat{t}^{(l)}(X_i)}{\hat{s}^{(l)}(X_i)} - \frac{t(X_i)}{s(X_i)} \right) \\
&= \frac{1}{n} \sum_{i=1}^n (1 - \delta_i) \left(\frac{\hat{t}^{(l)}(X_i) - t(X_i)}{s(X_i)} \right) + \frac{1}{n} \sum_{i=1}^n (1 - \delta_i) \hat{t}^{(l)}(X_i) \left(\frac{1}{\hat{s}^{(l)}(X_i)} - \frac{1}{s(X_i)} \right) \quad (14) \\
&=: S_1^{(l)} + S_2^{(l)}.
\end{aligned}$$

Note that

$$\begin{aligned}
S_1^{(l)} &= \frac{1}{n^2} \sum_{i,j} \frac{1 - \delta_i}{s(X_i)} (\delta_j Y_j K_h(X_j - X_i) - t(X_i)) \\
&= \frac{1}{n^2} \sum_{i \neq j} \frac{1 - \delta_i}{s(X_i)} (\delta_j Y_j K_h(X_j - X_i) - t(X_i)) \\
&\quad \frac{1}{n^2} \sum_{i=j} \frac{1 - \delta_i}{s(X_i)} (\delta_j Y_j K_h(X_j - X_i) - t(X_i)) \\
&:= U_1^{(l)} + V_1^{(l)} \quad (15)
\end{aligned}$$

Under (C.4), straightforward calculation gives

$$E[|V_1^{(l)}|] = O\left(\frac{1}{nh^d}\right)$$

Denote

$$H_{ij} = \frac{1 - \delta_i}{s(X_i)} (\delta_j Y_j K_h(X_j - X_i) - t(X_i)).$$

Then

$$U_1^{(l)} = \frac{1}{n^2} \sum_{i \neq j}^n H_{ij}$$

is a U statistic. Let

$$W_1^{(l)} = U_1^{(l)} - \check{U}_1^{(l)}, \quad (16)$$

where

$$\check{U}_1^{(l)} = E[H_{ij}] + \left\{ \frac{1}{n} \sum_{i=1}^n E[H_{ij} \mid Z_i] - E[H_{ij}] \right\} + \left\{ \frac{1}{n} \sum_{j=1}^n E[H_{ij} \mid Z_j] - E[H_{ij}] \right\} \quad (17)$$

and $Z_i = (Y_i, X_i, \delta_i)$. By some standard calculations in literature of nonparametric kernel regression,

$$E[H_{ij} \mid Z_i] = O(h^q), \quad (18)$$

$$E[H_{ij} \mid Z_j] = \frac{\delta_j(1 - \pi(X_j))Y_j}{\pi(X_j)} - E[(1 - \delta)Y] + O(h^q) \quad (19)$$

and

$$E[H_{ij}] = 0 + O(h^q). \quad (20)$$

(17), (18), (19) and (20) imply

$$\check{U}_1^{(l)} = \frac{1}{n} \sum_{i=1}^n \frac{\delta_i(1 - \pi(X_i))Y_i}{\pi(X_i)} - E[(1 - \delta)Y] + O(h^q). \quad (21)$$

By (15), (16) and (21),

$$S_1^{(l)} = \frac{1}{n} \sum_{i=1}^n \frac{\delta_i(1 - \pi(X_i))Y_i}{\pi(X_i)} - E[(1 - \delta)Y] + W_1^{(l)} + V_1^{(l)} + O(h^q). \quad (22)$$

It is clear that $E[W_1^{(l)}] = 0$. In addition, by standard U-statistic theory (Chapter 3 in ?), we have $E[(W_1^{(l)})^2] = O(n^{-2}h^{-d})$.

Next, we move on to the term $S_2^{(l)}$. By Taylor's expansion,

$$\begin{aligned} S_2^{(l)} &= -\frac{1}{n} \sum_{i=1}^n (1 - \delta_i) \frac{\hat{t}^{(l)}(X_i)}{s^2(X_i)} (\hat{s}^{(l)}(X_i) - s(X_i)) + \frac{1}{n} \sum_{i=1}^n \frac{\hat{t}^{(l)}(X_i)}{\tilde{s}_i} (\hat{s}^{(l)}(X_i) - s(X_i))^2 \\ &=: -S_{2,1}^{(l)} + S_{2,2}^{(l)} \end{aligned} \quad (23)$$

where \tilde{s}_i is between $s(X_i)$ and $\hat{s}^{(l)}(X_i)$. According to (C.4) and (C.6), by the similar arguments as in the proof of (22), we can decompose $S_{2,1}^{(l)}$ as

$$S_{2,1}^{(l)} = \frac{1}{n} \sum_{i=1}^n \frac{\delta_i(1 - \pi(X_i))m(X_i)}{\pi(X_i)} - E[(1 - \delta)Y] + W_2^{(l)} + V_2^{(l)} + O(h^q) \quad (24)$$

where $E[W_2^{(l)}] = 0$, $E[(W_2^{(l)})^2] = O(n^{-2}h^{-2d})$ and $E[|V_2^{(l)}|] = O(n^{-1}h^{-d})$. The “ O ” are all uniform in l since data are independent and identically distributed across machines. Combining (13), (14), (22), (23) and (24), we have

$$\begin{aligned} \frac{1}{m} \sum_{l=1}^m \hat{\mu}_{\mathbb{K}}^{(l)} &= \frac{1}{N} \sum_{i=1}^N \left\{ \frac{\delta_i Y_i}{\pi(X_i)} + \frac{\pi(X_i) - \delta_i}{\pi(X_i)} m(X_i) \right\} + \frac{1}{m} \sum_{l=1}^m W_1^{(l)} + \frac{1}{m} \sum_{l=1}^m W_2^{(l)} \\ &\quad + \frac{1}{m} \sum_{l=1}^m V_1^{(l)} + \frac{1}{m} \sum_{l=1}^m V_2^{(l)} + \frac{1}{m} \sum_{l=1}^m S_{2,2}^{(l)} + O(h^q), \end{aligned}$$

$$E \left[\left(\frac{1}{m} \sum_{l=1}^m W_1^{(l)} \right)^2 \right] = O \left(\frac{m}{N^2 h^d} \right),$$

$$E \left[\left(\frac{1}{m} \sum_{l=1}^m W_2^{(l)} \right)^2 \right] = O \left(\frac{m}{N^2 h^{2d}} \right),$$

$$E \left[\left\| \frac{1}{m} \sum_{l=1}^m V_1^{(l)} \right\| \right] = O \left(\frac{1}{nh^d} \right),$$

and

$$E \left[\left\| \frac{1}{m} \sum_{l=1}^m V_2^{(l)} \right\| \right] = O \left(\frac{1}{nh^d} \right).$$

Thus

$$\begin{aligned} \frac{1}{m} \sum_{l=1}^m \hat{\mu}_{\mathbb{K}}^{(l)} &= \frac{1}{N} \sum_{i=1}^N \left\{ \frac{\delta_i Y_i}{\pi(X_i)} + \frac{\pi(X_i) - \delta_i}{\pi(X_i)} m(X_i) \right\} + \frac{1}{m} \sum_{l=1}^m S_{2,2}^{(l)} \\ &\quad + O_P \left(\frac{m}{Nh^d} \right) + O(h^q). \end{aligned} \tag{25}$$

So it remains to deal with the term $\sum_{l=1}^m S_{2,2}^{(l)}/m$. Let $c = \inf_x s(x)$. By (C.2) and (C.3), we have $c > 0$. Define the event

$$E = \left\{ \max_l \sup_x |\hat{s}^{(l)}(x) - s(x)| \leq \frac{c}{2} \right\}.$$

On event E , we have $E[W_3^{(l)}] = O(h^q)$, $\text{Var}(W_3^{(l)}) = O(n^{-2}h^{-3d})$

$$\begin{aligned} |S_{2,2}^{(l)}| &\leq \frac{8}{c^3} \frac{1}{n} \sum_i |\hat{t}^{(l)}(X_i)| (\hat{s}^{(l)}(X_i) - s(X_i))^2 \\ &\leq \frac{8}{c^3} \frac{1}{n} \sum_{i=1}^n \left(\frac{1}{n} \sum_{j=1}^n \delta_j |Y_j| |K_h(X_j - X_i)| \right) \left(\frac{1}{n} \sum_{j=1}^n (\delta_j K_h(X_j - X_i) - s(X_i)) \right)^2 \\ &= \frac{8}{c^3} \frac{1}{n^4} \sum_{i_1, i_2, i_3, i_4}^n T(i_1, i_2, i_3, i_4) \\ &= \frac{8}{c^3} \left(\frac{1}{n^4} \sum_{(i_1, i_2, i_3, i_4) \in D_I} T(i_1, i_2, i_3, i_4) + \frac{1}{n^4} \sum_{(i_1, i_2, i_3, i_4) \in D_I^c} T(i_1, i_2, i_3, i_4) \right) \\ &:= \frac{8}{c^3} (W_3^{(l)} + V_3^{(l)}) \end{aligned}$$

where

$$T(i_1, i_2, i_3, i_4) = \delta_{i_1} |Y_{i_1}| |K_h(X_{i_1} - X_{i_4})| (\delta_{i_2} K_h(X_{i_2} - X_{i_4}) - s(X_{i_3})) (\delta_{i_3} K_h(X_{i_3} - X_{i_4}) - s(X_{i_4}))$$

and $D_I = \{(i_1, i_2, i_3, i_4) : i_1, i_2, i_3, i_4 \in \{1, \dots, n\}, i_1, i_1, i_2, i_3, i_4 \text{ are distinct from each other}\}$.

According to (C.4) and (C.6), by the similar arguments as in the proof of (22), we have $E[W_3^{(l)}] = O(h^q)$, $\text{Var}(W_3^{(l)}) = O(n^{-2}h^{-3d})$ and $E[|V_3^{(l)}|] = O(n^{-1}h^{-d})$. Similarly, we have

$$|S_{2,2}^{(l)}| \leq \frac{8}{c^3} (W_3^{(l)} + V_3^{(l)}),$$

$$E[W_3^{(l)}] = O(h^q),$$

$$\text{Var}(W_3^{(l)}) = O\left(\frac{1}{n^2 h^{3d}}\right),$$

and

$$E[|V_3^{(l)}|] = O\left(\frac{1}{n h^d}\right).$$

Hence

$$\frac{1}{m} \sum_{l=1}^m W_3^{(l)} + \frac{1}{m} \sum_{l=1}^m V_3^{(l)} = O_P\left(\frac{m^{1/2}}{N h^{3d/2}}\right) + O_P\left(\frac{m}{N h^d}\right) + O(h^q)$$

and on the event E

$$\left| \frac{1}{m} \sum_{l=1}^m S_{2,2}^{(l)} \right| \leq \frac{8}{c^3} \left(\frac{1}{m} \sum_{l=1}^m W_3^{(l)} + \frac{1}{m} \sum_{l=1}^m V_3^{(l)} \right).$$

In lemma 1, we prove that $P(E) \rightarrow 1$ under (C.1)–(C.6). This implies

$$\frac{1}{m} \sum_{l=1}^m S_{2,2}^{(l)} = O_P \left(\frac{m^{1/2}}{Nh^{3d/2}} + \frac{m}{Nh^d} + h^q \right). \quad (26)$$

Combining (25) and (26), we get

$$\frac{1}{m} \sum_{l=1}^m \hat{\mu}_{\mathbb{K}}^{(l)} - \mu = L_N + O_P \left(\frac{m^{1/2}}{Nh^{3d/2}} + \frac{m}{Nh^d} + h^q \right).$$

The proof of Theorem 1 is then completed. \square

Lemma 1. *Under (C.1)–(C.6), we have*

$$P(E^c) = P \left(\max_l \sup_x |\hat{s}^{(l)}(x) - s(x)| > \frac{c}{2} \right) \rightarrow 0.$$

Proof. By some standard calculations in literature of nonparametric kernel regression, $\max_l \sup_x |E[\hat{s}^{(l)}(x)] - s(x)| = O(h^q)$. Thus for sufficiently large N ,

$$\max_l \sup_x |E[\hat{s}^{(l)}(x)] - s(x)| \leq \frac{c}{4}$$

and hence

$$\left\{ \max_l \sup_x |\hat{s}^{(l)}(x) - s(x)| > \frac{c}{2} \right\} \subset \left\{ \max_l \sup_x |\hat{s}^{(l)}(x) - E[\hat{s}^{(l)}(x)]| > \frac{c}{4} \right\} \quad (27)$$

Under (C.5), we have $|K_h(x) - K_h(y)| \leq L\|x - y\|$ for some positive constant L . Hence $|\hat{s}^{(l)}(x) - \hat{s}^{(l)}(y)| \leq Lh^{-d}\|x - y\|$ and $|E[\hat{s}^{(l)}(x)] - E[\hat{s}^{(l)}(y)]| \leq Lh^{-d}\|x - y\|$. By (C.3), X has a bounded support \mathcal{X} . By standard results on the covering number of the bounded

set, there exist x_1, \dots, x_K where $K \leq C_0 h^{-d^2}$ for some constant C_0 such that $\forall x \in \mathcal{X}$, $\exists k \in \{1, \dots, K\}$, $\|x - x_k\| \leq ch^d/8$. Hence

$$\left\{ \max_l \sup_x |\hat{s}^{(l)}(x) - E[\hat{s}^{(l)}(x)]| > \frac{c}{4} \right\} \subset \left\{ \max_l \max_k |\hat{s}^{(l)}(x_k) - E[\hat{s}^{(l)}(x_k)]| > \frac{c}{8} \right\}.$$

Combining this with (27), we have

$$\left\{ \max_l \sup_x |\hat{s}^{(l)}(x) - s(x)| > \frac{c}{2} \right\} \subset \left\{ \max_l \max_k |\hat{s}^{(l)}(x_k) - E[\hat{s}^{(l)}(x_k)]| > \frac{c}{8} \right\} \quad (28)$$

for sufficiently large N . By (C.5), we have $\bar{K} = \sup_x K(x) < \infty$. By Hoeffding inequality for bounded random variables and the union bound, we have

$$\begin{aligned} & P \left(\max_l \max_k |\hat{s}^{(l)}(x_k) - E[\hat{s}^{(l)}(x_k)]| > \frac{c}{8} \right) \\ & \leq 2mK \exp \left(-\frac{c^2 nh^{2d}}{32\bar{K}^{2d}} \right) \leq \exp \left(-\frac{c^2 Nh^{2d}}{32m\bar{K}^{2d}} + \log(m) + d^2 \log(h^{-1}) + \log(2C_0) \right). \end{aligned} \quad (29)$$

Under (C.6), the rightmost side of the inequality converges to zero. \square

B Proof of Theorem 2

In this proof, we let C be a generic positive constant that may vary from lines.

Proof. We define $\beta^* = \Sigma^{-1} E[\delta V_K(X)Y]$ and $\pi^* = \Sigma^{-1}\psi$ where $\psi = E[\delta V_K(X)/\pi(X)] = E[V_K(X)]$. Letting $m_{\mathbb{S}}^*(x) = V_K(x)^\top \beta^*$ and $w_{\mathbb{S}}^*(x) = V_K(x)^\top \pi^*$, clearly $E[\delta(m(X) - m_{\mathbb{S}}^*(X))^2] = \min_{\beta} E[\delta(m(X) - V_K(X)^\top \beta)^2]$ and $E[\delta(\frac{1}{\pi(X)} - w_{\mathbb{S}}^*(X))^2] = \min_{\pi} E[\delta(\frac{1}{\pi(X)} - V_K(X)^\top \pi)^2]$. Then by condition (C.8), we have $E[\delta(m(X) - m_{\mathbb{S}}^*(X))^2] = \min_{\beta} E[\delta(m(X) - V_K(X)^\top \beta)^2] \leq \min_{\beta} E[(m(X) - V_K(X)^\top \beta)^2] \leq E[(m(X) - V_K(X)^\top \bar{\beta})^2] \leq CK^{-r}$ and

$$\begin{aligned} \mathbb{E}[\delta(\frac{1}{\pi(X)} - w_{\mathbb{S}}^*(X))^2] &= \min_{\pi} \mathbb{E}[\delta(\frac{1}{\pi(X)} - V_K(X)^{\top} \pi)^2] \leq \min_{\pi} \mathbb{E}[(\frac{1}{\pi(X)} - V_K(X)^{\top} \pi)^2] \leq \\ \mathbb{E}[(\frac{1}{\pi(X)} - V_K(X)^{\top} \bar{\pi})^2] &\leq CK^{-r}. \end{aligned}$$

Let $\hat{m}_{\mathbb{S}}(x) = V_K(x)^{\top} \hat{\beta}$ and $\tilde{m}_{\mathbb{S}}(x) = V_K(x)^{\top} \tilde{\beta}$. By the definition of $\hat{\beta}$ and $v_1(x) \equiv 1$, we have $(\sum_{i=1}^N \delta_i Y_i - \sum_{i=1}^N \delta_i V_K(X_i)^{\top} \hat{\beta})/N = 0$. Thus

$$\hat{\mu}_{\mathbb{S}} = \frac{1}{N} \sum_{i=1}^N (\delta_i Y_i + (1 - \delta_i) \hat{m}_{\mathbb{S}}(X_i)) = \frac{1}{N} \sum_{i=1}^N \hat{m}_{\mathbb{S}}(X_i)$$

and

$$\tilde{\mu}_{\mathbb{S}} - \hat{\mu}_{\mathbb{S}} = \frac{1}{N} \sum_{i=1}^N (1 - \delta_i) V_K(X_i)^{\top} (\hat{\beta} - \tilde{\beta}) \leq \zeta_K \|\hat{\beta} - \tilde{\beta}\|.$$

Thus to prove Theorem 2, it suffices to prove

$$\sqrt{N}(\hat{\mu}_{\mathbb{S}} - \mu) \xrightarrow{d} N(0, \text{Var}(V)) \quad (30)$$

and

$$\|\hat{\beta} - \tilde{\beta}\| = o_{\mathbb{P}} \left((\zeta_K \sqrt{N})^{-1} \right). \quad (31)$$

Proof of (30)

Let $F(\cdot)$ be the distribution function of X . Note that $\mu = \int m(x) dF(x)$, thus we have the following decomposition of $\sqrt{N}(\hat{\mu}_{\mathbb{S}} - \mu)$,

$$\begin{aligned} \sqrt{N}(\hat{\mu}_{\mathbb{S}} - \mu) &= \sqrt{N} \left(\frac{1}{N} \sum_{i=1}^N (\hat{m}_{\mathbb{S}}(X_i) - m_{\mathbb{S}}^*(X_i)) - \int (\hat{m}_{\mathbb{S}}(x) - m_{\mathbb{S}}^*(x)) dF(x) \right) \\ &\quad + \sqrt{N} \left(\frac{1}{N} \sum_{i=1}^N (m_{\mathbb{S}}^*(X_i) - m(X_i)) - \int (m_{\mathbb{S}}^*(x) - m(x)) dF(x) \right) \end{aligned}$$

$$\begin{aligned}
& + \sqrt{N} \int (\hat{m}_{\mathbb{S}}(x) - m_{\mathbb{S}}^*(x)) dF(x) + \sqrt{N} \int (m_{\mathbb{S}}^*(x) - m(x)) dF(x) \\
& + \sqrt{N} \left(\frac{1}{N} \sum_{i=1}^N m(X_i) - \mu \right) \\
& =: \xi_1 + \xi_2 + \xi_3 + \xi_4 + \xi_5.
\end{aligned}$$

First, by Lemma 2 and condition (C.9),

$$\begin{aligned}
|\xi_1| & = \left| \sqrt{N} \left(\frac{1}{N} \sum_{i=1}^N V_K(X_i)^{\text{T}} - \psi^{\text{T}} \right) (\hat{\beta} - \beta^*) \right| \\
& \leq \left\| \frac{1}{\sqrt{N}} \sum_{i=1}^N V_K(X_i)^{\text{T}} - \psi^{\text{T}} \right\| \|\hat{\beta} - \beta^*\| \\
& = O_{\text{P}}(\sqrt{\text{E}[\|V_K(X_i)^{\text{T}} - \psi\|^2]} \|\hat{\beta} - \beta^*\|) \\
& = O_{\text{P}}(\zeta_K \|\hat{\beta} - \beta^*\|) \\
& = O_{\text{P}}\left(\sqrt{\frac{\zeta_K^4}{N}}\right) \\
& = o_{\text{P}}(1).
\end{aligned}$$

By condition (C.8),

$$|\xi_2| = O_{\text{P}}(\text{Var}[m_{\mathbb{S}}^*(X) - m(X)]) = O_{\text{P}}(\text{E}[(m_{\mathbb{S}}^*(X) - m(X))^2]) = o_{\text{P}}(1).$$

For the term ξ_4 , we have

$$\xi_4 = \sqrt{N} \int (m_{\mathbb{S}}^*(x) - m(x)) dF(x)$$

$$\begin{aligned}
&= \sqrt{N} \mathbb{E} \left[\frac{\delta}{\pi(X)} (m_{\mathbb{S}}^*(X) - m(X)) \right] \\
&= \sqrt{N} \mathbb{E} \left[\delta \left(\frac{1}{\pi(X)} - w_{\mathbb{S}}^*(X) \right) (m_{\mathbb{S}}^*(X) - m(X)) \right] + \mathbb{E}[\delta w_{\mathbb{S}}^*(X)(m_{\mathbb{S}}^*(X) - m(X))].
\end{aligned}$$

By the definition of β^* and $w_{\mathbb{S}}^*(x)$, we have

$$\mathbb{E}[\delta w_{\mathbb{S}}^*(X)(m_{\mathbb{S}}^*(X) - m(X))] = 0.$$

Thus by condition (C.8) and (C.9)

$$\begin{aligned}
|\xi_4| &= \left| \sqrt{N} \mathbb{E} \left[\delta \left(\frac{1}{\pi(X)} - w_{\mathbb{S}}^*(X) \right) (m_{\mathbb{S}}^*(X) - m(X)) \right] \right| \\
&\leq \sqrt{N} \sqrt{\mathbb{E} \left[\delta \left(\frac{1}{\pi(X)} - w_{\mathbb{S}}^*(X) \right)^2 \right]} \sqrt{\mathbb{E}[\delta(m_{\mathbb{S}}^*(X) - m(X))^2]} \\
&\leq \sqrt{N} K^{-r} \rightarrow 0.
\end{aligned}$$

For ξ_3 , we have

$$\begin{aligned}
\xi_3 &= \sqrt{N} \int (\hat{m}_{\mathbb{S}}(x) - m_{\mathbb{S}}^*(x)) dF(x) \\
&= \sqrt{N} \psi^T (\hat{\beta} - \beta^*) \\
&= \frac{1}{\sqrt{N}} \sum_{i=1}^N \psi^T \hat{\Sigma}^{-1} \delta_i V_K(X_i) (Y_i - m_{\mathbb{S}}^*(X_i))
\end{aligned}$$

By Lemma 2 and condition (C.9), we have

$$\|\psi^T \hat{\Sigma}^{-1} - \psi^T \Sigma^{-1}\|$$

$$\begin{aligned}
&\leq \|\psi^\top \Sigma^{-1}\| \|\Sigma^{-\frac{1}{2}}\| \|\hat{\Sigma}^{-1}\| \|\hat{\Sigma} - \Sigma\| \\
&\leq \sqrt{\mathbb{E} \left[\frac{\delta}{\pi(X)^2} \right]} \|\Sigma^{-\frac{1}{2}}\| \|\hat{\Sigma}^{-1}\| \|\hat{\Sigma} - \Sigma\| \\
&= O_P \left(\sqrt{\frac{\zeta_K^2 \log K}{N}} \right).
\end{aligned}$$

Because

$$\left\| \frac{1}{\sqrt{N}} \sum_{i=1}^N \delta_i V_K(X_i) (Y_i - m_{\mathbb{S}}^*(X_i)) \right\| = O_P(\sqrt{\mathbb{E}[\delta \|V_K(X)(Y - m_{\mathbb{S}}^*(X))\|^2]}) = O_P(\zeta_K),$$

we have

$$\begin{aligned}
&|\xi_3 - \frac{1}{\sqrt{N}} \sum_{i=1}^N \psi^\top \Sigma^{-1} \delta_i V_K(X_i) (Y_i - m_{\mathbb{S}}^*(X_i))| \\
&\leq \|\psi^\top \hat{\Sigma}^{-1} - \psi^\top \Sigma^{-1}\| \left\| \frac{1}{\sqrt{N}} \sum_{i=1}^N \delta_i V_K(X_i) (Y_i - m_{\mathbb{S}}^*(X_i)) \right\| \\
&= O_P \left(\sqrt{\frac{\zeta_K^4}{N}} \right) \\
&= o_P(1).
\end{aligned}$$

Moreover, by conditions (C.1), (C.3), (C.8) and (C.9), we have

$$\begin{aligned}
&\mathbb{E} \left\| \frac{1}{\sqrt{N}} \sum_{i=1}^N \psi^\top \Sigma^{-1} \delta_i V_K(X_i) (Y_i - m_{\mathbb{S}}^*(X_i)) - \frac{1}{\sqrt{N}} \sum_{i=1}^N \frac{\delta_i}{\pi(X_i)} (Y_i - m(X_i)) \right\|^2 \\
&= \mathbb{E} \left\| \delta w_{\mathbb{S}}^*(X) (Y - m_{\mathbb{S}}^*(X)) - \frac{\delta}{\pi(X)} (Y - m(X)) \right\|^2
\end{aligned}$$

$$\begin{aligned}
&= \mathbb{E} \left\| \left(\delta w_{\mathbb{S}}^*(X) - \frac{\delta}{\pi(X)} \right) (Y - m(X)) + \delta w_{\mathbb{S}}^*(X) (m(X) - m_{\mathbb{S}}^*(X)) \right\|^2 \\
&\leq 2 \mathbb{E} \left\| \left(\delta w_{\mathbb{S}}^*(X) - \frac{\delta}{\pi(X)} \right) (Y - m(X)) \right\|^2 + 2 \mathbb{E} \left\| \delta w_{\mathbb{S}}^*(X) (m(X) - m_{\mathbb{S}}^*(X)) \right\|^2 \\
&\leq C \mathbb{E} \left\| \delta w_{\mathbb{S}}^*(X) - \frac{\delta}{\pi(X)} \right\|^2 + \zeta_K^2 \mathbb{E} \|m(X) - m_{\mathbb{S}}^*(X)\|^2 \\
&\leq CK^{-r} + \zeta_K^2 K^{-r} \rightarrow 0.
\end{aligned}$$

Thus

$$\begin{aligned}
&\frac{1}{\sqrt{N}} \sum_{i=1}^N \psi^T \Sigma^{-1} \delta_i V_K(X_i) (Y_i - m_{\mathbb{S}}^*(X_i)) - \frac{1}{\sqrt{N}} \sum_{i=1}^N \frac{\delta_i}{\pi(X_i)} (Y_i - m(X_i)) \\
&= O_P \left(\sqrt{\mathbb{E} \left\| \frac{1}{\sqrt{N}} \sum_{i=1}^N \psi^T \Sigma^{-1} \delta_i V_K(X_i) (Y_i - m_{\mathbb{S}}^*(X_i)) - \frac{1}{\sqrt{N}} \sum_{i=1}^N \frac{\delta_i}{\pi(X_i)} (Y_i - m(X_i)) \right\|^2} \right) \\
&= o_P(1).
\end{aligned}$$

We have proved

$$\xi_1 + \xi_2 + \xi_3 + \xi_4 = \frac{1}{\sqrt{N}} \sum_{i=1}^N \left(m(X_i) + \frac{\delta_i}{\pi(X_i)} (Y_i - m(X_i)) \right) + o_P(1),$$

and (30) follows from the central limit theorem.

Proof of (31)

For $t = 1, \dots, T$,

$$\beta_t = \beta_{t-1} + (\tilde{\Sigma} + \alpha I)^{-1} (\omega - \hat{\Sigma} \beta_{t-1})$$

$$= \beta_{t-1} + (\tilde{\Sigma} + \alpha I)^{-1} \hat{\Sigma}(\hat{\beta} - \beta_{t-1}).$$

Then we have

$$\begin{aligned} \beta_t - \hat{\beta} &= (I - (\tilde{\Sigma} + \alpha I)^{-1} \hat{\Sigma})(\beta_{t-1} - \hat{\beta}) \\ &= (I - (\tilde{\Sigma} - \hat{\Sigma} + \hat{\Sigma} + \alpha I)^{-1} \hat{\Sigma})(\beta_{t-1} - \hat{\beta}) \\ &= (I - ((\tilde{\Sigma} - \hat{\Sigma})(\hat{\Sigma} + \alpha I)^{-1} + I)^{-1}(I + \alpha \hat{\Sigma}^{-1}))(\beta_{t-1} - \hat{\beta}). \end{aligned}$$

Let $A = (\tilde{\Sigma} - \hat{\Sigma})(\hat{\Sigma} + \alpha I)^{-1}$ and $H = ((\tilde{\Sigma} - \hat{\Sigma})(\hat{\Sigma} + \alpha I)^{-1} + I)^{-1}(I + \alpha \hat{\Sigma}^{-1})$, then

$$\|\beta_t - \hat{\beta}\| \leq \max\{1 - \lambda_{\min}(H), \lambda_{\max}(H) - 1\} \|\beta_{t-1} - \hat{\beta}\|.$$

If $\|A\| < 1/2$, by the relationships

$$(I + A)^{-1} = I - A + (I + A)^{-1} A^2$$

and

$$\|(I + A)^{-1}\| \leq (1 - \|A\|)^{-1},$$

we have

$$\|(I + A)^{-1} - I\| \leq \|A\| + \|A\|^2(1 - \|A\|)^{-1} =: h(\|A\|) < 1,$$

$$(1 - h(\|A\|))I \preceq (I + A)^{-1} \preceq (1 + h(\|A\|))I,$$

and

$$(1 - h(\|A\|))(I + \alpha \hat{\Sigma}^{-1})^{-1} \preceq H \preceq (1 + h(\|A\|))(I + \alpha \hat{\Sigma}^{-1})^{-1}.$$

Here for two symmetric matrices A and B , $A \preceq B$ means $B - A$ is positive semi-definite.

Then

$$\lambda_{\min}(H) \geq \frac{1 - h(\|A\|)}{1 + \alpha \lambda_{\min}^{-1}(\hat{\Sigma})}, \quad \lambda_{\max}(H) \leq \frac{1 + h(\|A\|)}{1 + \alpha \lambda_{\max}^{-1}(\hat{\Sigma})}.$$

Thus

$$\max\{1 - \lambda_{\min}(H), \lambda_{\max}(H) - 1\} \leq \max\left\{\frac{\alpha \lambda_{\min}^{-1}(\hat{\Sigma}) + h(\|A\|)}{1 + \alpha \lambda_{\min}^{-1}(\hat{\Sigma})}, \frac{h(\|A\|) - \alpha \lambda_{\max}^{-1}(\hat{\Sigma})}{1 + \alpha \lambda_{\max}^{-1}(\hat{\Sigma})}\right\}.$$

By Lemma 2,

$$\|\tilde{\Sigma} - \Sigma\| = O_P\left(\sqrt{\frac{\zeta_K^2 \log K}{n}}\right)$$

and

$$\|\hat{\Sigma} - \Sigma\| = O_P\left(\sqrt{\frac{\zeta_K^2 \log K}{N}}\right).$$

Because $\alpha \asymp \log^2 K \sqrt{\frac{\zeta_K^2}{n}}$, we have

$$\begin{aligned} \|A\| &\leq \frac{\|\tilde{\Sigma} - \hat{\Sigma}\|}{\alpha + \lambda_{\min}(\hat{\Sigma})} \\ &\leq \frac{\|\tilde{\Sigma} - \Sigma\| + \|\hat{\Sigma} - \Sigma\|}{\alpha + \lambda_{\min}(\Sigma) - \|\hat{\Sigma} - \Sigma\|} \\ &\leq \frac{\|\tilde{\Sigma} - \Sigma\| + \|\hat{\Sigma} - \Sigma\|}{\alpha + C_L - \|\hat{\Sigma} - \Sigma\|} \\ &= o_P(\min\{\alpha, \frac{1}{\log K}\}) \end{aligned}$$

and $h(\|A\|) = o_P(\min\{\alpha, 1/\log K\})$. Under condition (C.9), by Lemma 2, $\lambda_{\min}(\hat{\Sigma}) \geq$

$1/2\lambda_{\min}(\Sigma)$ and $\lambda_{\max}(\hat{\Sigma}) \leq 2\lambda_{\max}(\Sigma)$ with probability tending to 1. Thus

$$\lambda_{\max}(H) - 1 \leq 0$$

and

$$\max\{1 - \lambda_{\min}(H), \lambda_{\max}(H) - 1\} \leq 1 - \frac{1 - \min\left\{\alpha, \frac{1}{\log K}\right\}}{1 + 2\alpha\lambda_{\min}(\Sigma)} \leq C_{N,K} \quad (32)$$

with probability tending to 1. By condition (C.7),

$$\begin{aligned} \|\beta^*\| &\leq C_L^{-1} \beta^{*\top} \Sigma \beta^* \\ &= \mathbb{E} \beta^{*\top} \delta V_K(X) V_K(X)^\top \beta^* \\ &\leq \mathbb{E} \beta^{*\top} V_K(X)^\top V_K(X)^\top \beta^* \\ &= \mathbb{E}[m_{\mathbb{S}}^*(X)^2] \\ &\leq \mathbb{E}[m(X)^2]. \end{aligned}$$

By condition (C.8), $\mathbb{E}[m(X)^2]$ is bounded. Hence according to condition (C.9) and Lemma 2, $\|\hat{\beta}\| = O_P(1)$. Combining this with (32), we have $\|\tilde{\beta} - \hat{\beta}\| = O_P((1 - C_{N,K})^T)$. Because under condition (C.9), $(0.5 \log N + \log \zeta_K)/(-T \log C_{N,K}) \rightarrow 0$, we have $\|\tilde{\beta} - \hat{\beta}\| = o_P((\zeta_K \sqrt{N})^{-1})$. This proves (31). \square

Lemma 2. *Under the conditions of Theorem 2,*

$$\|\hat{\Sigma} - \Sigma\| = O_P\left(\sqrt{\frac{\zeta_K^2 \log K}{N}}\right)$$

and

$$\|\hat{\beta} - \beta^*\| = O_P \left(\sqrt{\frac{\zeta_K^2}{N}} \right).$$

Proof. By Lemma 6.2 in Belloni et al. [2015],

$$\|\hat{\Sigma} - \Sigma\| = O_P \left(\sqrt{\frac{\zeta_K^2 \log K}{N}} \right).$$

The second statement of the lemma follows from

$$\begin{aligned} \|\hat{\beta} - \beta^*\| &= \|\hat{\Sigma}^{-1} \frac{1}{N} \sum_{i=1}^N \delta_i V_K(X_i)(Y_i - m_{\mathbb{S}}^*(X_i))\| \\ &\leq \|\hat{\Sigma}^{-1}\| O_P \left(\sqrt{\frac{1}{N} \mathbb{E} \|V_K(X_i)(Y - m_{\mathbb{S}}^*(X))\|^2} \right) \\ &= O_P \left(\sqrt{\frac{\zeta_K^2}{N}} \right). \end{aligned}$$

□

References

- Chunrong Ai and Xiaohong Chen. Efficient estimation of models with conditional moment restrictions containing unknown functions. *Econometrica*, 71(6):1795–1843, 2003.
- Heather Battey, Jianqing Fan, Han Liu, Junwei Lu, and Ziwei Zhu. Distributed testing and estimation under sparse high dimensional models. *The Annals of Statistics*, 46(3):1352, 2018.
- Alexandre Belloni, Victor Chernozhukov, Denis Chetverikov, and Kengo Kato. Some new

- asymptotic theory for least squares series: Pointwise and uniform results. *Journal of Econometrics*, 186(2):345–366, 2015.
- Xi Chen, Weidong Liu, Yichen Zhang, et al. Quantile regression under memory constraint. *The Annals of Statistics*, 47(6):3244–3273, 2019.
- Xiaohong Chen. Large sample sieve estimation of semi-nonparametric models. *Handbook of Econometrics*, 6:5549–5632, 2007.
- Xiaohong Chen and Demian Pouzo. Estimation of nonparametric conditional moment models with possibly nonsmooth generalized residuals. *Econometrica*, 80(1):277–321, 2012.
- Philip E. Cheng. Nonparametric estimation of mean functionals with data missing at random. *Journal of the American Statistical Association*, 89(425):81–87, 1994.
- Jianqing Fan, Fang Han, and Han Liu. Challenges of big data analysis. *National science review*, 1(2):293–314, 2014.
- Jianqing Fan, Yongyi Guo, and Kaizheng Wang. Communication-efficient accurate statistical estimation. *arXiv preprint*, 2019.
- GroupLens Research. MovieLens 25M Dataset, 2019. Retrieved from <https://grouplens.org/datasets/movielens>.
- Jinyong Hahn. On the role of the propensity score in efficient semiparametric estimation of average treatment effects. *Econometrica*, 66(2):315–331, 1998.

- Zonghui Hu, Dean A. Follmann, and Jing Qin. Semiparametric double balancing score estimation for incomplete data with ignorable missingness. *Journal of the American Statistical Association*, 107(497):247–257, 2012.
- Guido W Imbens, Whitney K Newey, and Geert Ridder. Mean-square-error calculations for average treatment effects. *IEPR Working paper*, 2005.
- Michael I Jordan, Jason D Lee, and Yun Yang. Communication-efficient distributed statistical inference. *Journal of the American Statistical Association*, 114(526):668–681, 2019.
- Jason D. Lee, Qiang Liu, Yuekai Sun, and Jonathan E. Taylor. Communication-efficient sparse regression. *The Journal of Machine Learning Research*, 18(5):1–30, 2017.
- Lexin Li, Liping Zhu, and Lixing Zhu. Inference on the primary parameter of interest with the aid of dimension reduction estimation. *Journal of the Royal Statistical Society: Series B (Statistical Methodology)*, 73(1):59–80, 2011.
- Yongjin Li, Qihua Wang, Liping Zhu, and Xiaobo Ding. Mean response estimation with missing response in the presence of high-dimensional covariates. *Communications in Statistics - Theory and Methods*, 46(2):628–643, 2017.
- Shujie Ma, Liping Zhu, Zhiwei Zhang, Chih-Ling Tsai, and Raymond J. Carroll. A robust and efficient approach to causal inference based on sparse sufficient dimension reduction. *The Annals of Statistics*, 47(3):1505–1535, 2019.
- Ryan Mcdonald, Mohri Mehryar, Silberman Nathan, Dan Walker, and Gideon S. Mann. Efficient large-scale distributed training of conditional maximum entropy models. *Advances in Neural Information Processing Systems 22*, pages 1231–1239, 2009.

- Whitney K Newey. The asymptotic variance of semiparametric estimators. *Econometrica: Journal of the Econometric Society*, pages 1349–1382, 1994.
- Ohad Shamir, Nati Srebro, and Tong Zhang. Communication-efficient distributed optimization using an approximate newton-type method. In *Proceedings of the 31st International Conference on Machine Learning*, pages 1000–1008, 2014.
- Lu Tang, Ling Zhou, and Peter X-K Song. Distributed simultaneous inference in generalized linear models via confidence distribution. *Journal of Multivariate Analysis*, 176, 2020.
- Chun Wang, Ming-Hui Chen, Elizabeth Schifano, Jing Wu, and Jun Yan. Statistical methods and computing for big data. *Statistics and Its Interface*, 9(4):399, 2016.
- Xiaozhou Wang, Zhuoyi Yang, Xi Chen, and Weidong Liu. Distributed inference for linear support vector machine. *The Journal of Machine Learning Research*, 20, 2019.
- Yuchen Zhang, John C. Duchi, and Martin J. Wainwright. Communication-efficient algorithms for statistical optimization. *The Journal of Machine Learning Research*, 14(68):3321–3363, 2013.