

TENSILE: A Tensor granularity dynamic GPU memory scheduling method towards multiple dynamic workloads system

Kaixin Zhang Hongzhi Wang Tongxin Li Han Hu Songling Zou Jiye Qiu

Harbin Institute of Technology

Harbin, China

21B903037@stu.hit.edu.cn, wangzh@hit.edu.cn,

{1180300221,1180300713,1182100101,1180300717}@stu.hit.edu.cn

Abstract—Recently, deep learning has been an area of intense research. However, as a kind of computing-intensive task, deep learning highly relies on the scale of GPU memory, which is usually prohibitive and scarce. Although there are some extensive works have been proposed for dynamic GPU memory management, they are hard to be applied to systems with multiple dynamic workloads, such as in-database machine learning systems.

In this paper, we demonstrated TENSILE, a method of managing GPU memory in tensor granularity to reduce the GPU memory peak, with considering the multiple dynamic workloads. TENSILE tackled the cold-starting and across-iteration scheduling problem existing in previous works. We implement TENSILE on a deep learning framework built by ourselves and evaluated its performance. The experiment results show that TENSILE can save more GPU memory with less extra time overhead than prior works in both single and multiple dynamic workloads scenarios.

Index Terms—GPU Memory Management, Dynamic Scheduling, Multi-task, in-database machine learning

I. INTRODUCTION

Deep learning is widely using in many areas of data analysis. With appropriate training, deep learning models can achieve much higher performance than traditional ones [1]. However, a significant problem of deep learning is that it is usually costly for GPU memory, especially in the communities of image recognition and natural language processing, whose models like ResNet [2], BERT [3] and GPT-3 [4] have as many as billions of parameters, so that there are costs to be applied into real-world jobs. These parameters and the corresponding feature maps cause massive GPU memory footprint [5], which impedes their application. For example, such deep neural networks(DNN) could hardly be performed in a database, since it is prohibitive to build a large GPU cluster for the existing database system. Thus, the increasing size of deep learning models acquires that the GPU memory must be managed more efficiently.

Additionally, many scenarios of deep learning have multiple dynamic workloads, such as cloud database services [6], in-database machine learning [7], [8], cloud deep learning services [9]–[11], and AI-driven DBMSes [12]–[14]. Although a single workload may not occupies much memory, the total

amount of running jobs is huge, so there needs to be enough GPU memory for each job. For example, prior work [11] mentioned that there are situations in that jobs cannot be co-located due to the GPU memory constraints in cluster scheduling problems. To tackle such problems under multiple dynamic workload scenarios, we propose TENSILE to reduce the total GPU memory peak.

The **key problem** is how to reduce the GPU memory peak of each and entire computation process efficiently and update the scheduling plan in time to fit the dynamic workloads. Although there are already some efficient methods [15]–[17] to reduce the GPU memory cost by swapping and recomputation, the following three issues are still unsolved.

- **Multiple dynamic workloads.** To our best knowledge, most existing approaches are designed to schedule GPU memory for a single workload. When it comes to the scenarios with multiple dynamic workloads as mentioned above, these methods can hardly manage the GPU memory as well as they were on a single job. Scheduling GPU memory with multiple dynamic workloads is challenging, since the workloads are executed asynchronously, and such a mechanism will cause dynamic tensor access patterns, which requires the scheduling algorithm to be able to update the scheduling plan with its fluctuation. This also involves the design of the system architecture to support such kinds of scheduling algorithms.
- **Cold-starting.** The most advance method such as Capuchin [15] which schedules in tensor granularity needs to observe the tensor access pattern first before generating the scheduling plan. Such 'passive mode' will cause extra overhead by swapping tensors passively when the GPU memory is not enough. Also, this method can not be used on multiple workloads scenarios due to the dynamic tensor access pattern.
- **Across-iteration Scheduling.** Previous works can only schedule within a single iteration, ignoring the necessary scheduling across iterations. To the convenience of the statement, we decompose the entire computation process into two phases, the forward/backward propagation phase

(F/B phase), and the optimizing phase (Opt phase), as shown in Fig. 1(a). The former calculates the output and gradient of the model. The latter uses the gradient to update the parameters and the interim variables of the optimizer. However, all tensor granularity methods only make a schedule based on whether there are tensor accesses after the previous eviction within a single iteration. They ignore the fact that scheduling between iterations is also necessary since some tensors that are evicted in this iteration are used as inputs of corresponding operators in the next iteration's F/B phase. This causes those evicted tensors to need to be swapping back into the GPU memory passively in the next F/B phase and leads to extra overhead.

In this paper, we tackle these challenges and propose TENSILE, a run-time dynamic GPU memory scheduling method in tensor granularity, which is designed to reduce the GPU memory footprint peak towards multiple dynamic workloads.

For the first problem of multi-workloads, we develop a scheduling method that can keep tracking the tensor access latency for updating the scheduling plan to support the multiple dynamic workloads. By updating the scheduling plan in time for the dynamic GPU usage, the dynamic tensor access patterns caused by multi-workloads scenarios can be well adapted.

To solve the second problem, we design a light neural network model to predict the latency of each operator under current GPU usage. With this model, TENSILE is able to avoid the extra overhead caused by the 'passive mode'.

And for the third problem, our method could schedule tensors across iterations. TENSILE can swap out the parameters at the optimizing phase, and prefetch them before they are used in the next iteration of computation, which allows us to save the extra overhead of passively swapping. As the schematic Fig. 1 shows, such approach can effectively reduce the total GPU memory peak and support multiple dynamic workloads. To the best of our knowledge, this has never been achieved before.

TENSILE is a tensor granularity scheduling approach for supporting deep learning tasks which are based on tensor computation such as the training of CNN [18] and GCN [19]. Additionally, with scheduling in tensor granularity, we can achieve higher performance. Since tensor is the most basic component of deep learning algorithms. Also, benefited from the tensor granularity, TENSILE is not limited to the scope of application with forward/backward propagation like most prior works does, it can also handle any tensor computation tasks which can be expressed with tensor operators in a static compute graph.

Our contributions can be concluded as:

- Inspired by existing GPU memory scheduling methods, we proposed a scheduling method toward multiple dynamic workloads. To support such scheduling, we design a system to track the jobs' running and manage their memory using as a whole, rather than optimizing them separately as previous works did. This method can also

schedule the tensors across iterations and reduce the GPU memory peak of the entire process to increase the model capacity of the system.

- We also proposed an innovative algorithm to generate the swapping and recomputation plan based on tensor access sequence, which can support the multiple dynamic workloads better than prior works. With this algorithm, we could initialize the scheduling plan without measuring first, and update the scheduling plan in time with the fluctuation of GPU usage.
- According to the experiment results, TENSILE can achieve higher GPU memory saving ratio with less performance loss, especially in the multiple dynamic workloads scenarios.

II. RELATED WORK

In this section, we introduce some prior works in the area of GPU memory management.

NVIDIA is the first organization that firstly pay attention to the GPU management problem. It integrated the Unified Memory technology in CUDA6¹. This work allows programmers to use the GPU memory and the Host Memory as a unified space. Unlike TENSILE, this work is not specially designed to schedule deep learning processes, which implies programmers need to decide when and which tensor should be swapped with CUDA programming.

In the area of GPU memory scheduling for deep learning, Minsoo Rhu et al. proposed the vDNN [16], which is the first work focusing on scheduling the GPU memory footprint towards deep learning processes. The main part of vDNN is an algorithm to decide which layer's interim result should be released, evicted, or prefetched. Although it is a pioneering work, there were still some problems that remained, such as delay computation start, high pinned memory requirements, and GPU memory fragmentation problems. Shriram S.B. et al. improved vDNN and solved the three problems mentioned above [20]. By allowing to overlap the tensor eviction and prefetching process with the computation process, Shriram S.B. et al. significantly improved the vDNN's performance. Linnan Wang et al. proposed SuperNeurons [17] which is the first dynamic GPU memory run-time management approach. It also introduced recomputation into the scheduling. The authors believe the convolution layer is the most valuable layer to be swapped and designed some approaches to schedule the convolution layers. Although this design helps it to achieve great efficiency on convolutional networks, it also limits the compatibility for more advanced network structures as transformer [21]. Donglin Yang et al. proposed the first method that supports unified memory pool for non-linear networks [22]. The method is able to construct the execution order for non-linear networks based on graph analysis so that it could support non-linear networks better than previous works.

Although all the methods above have great advantages, they have a major shortcoming comparing to TENSILE, which is

¹<https://developer.nvidia.com/blog/unified-memory-in-cuda-6/>

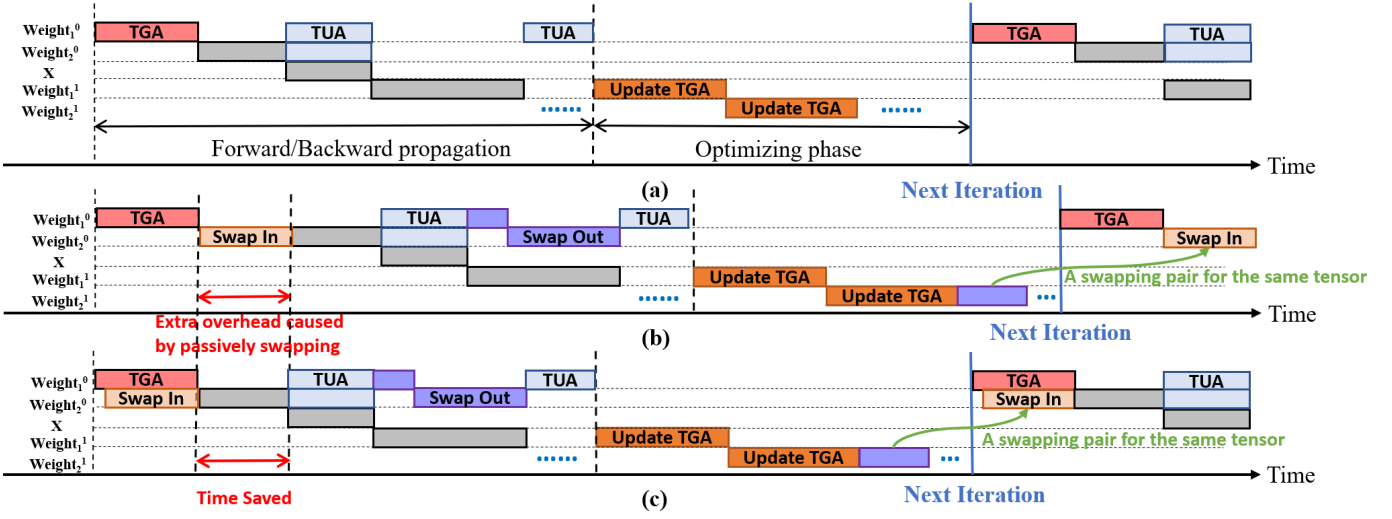


Fig. 1. Tensor Access and Memory peak, $weight_1^i$ means the $weight_1$'s value in the i^{th} iteration, and the update TUA means the operator of updating the weights. (a) is the situation without scheduling; (b) is the scheduling which cannot across iterations, such scheduling will cause extra time overhead; (c) is our method's effect of reducing GPU memory peak

all of them are designed to schedule GPU memory in layer granularity. Such a mechanism makes them lack compatibility and unable to save GPU memory as much as tensor granularity methods like TENSILE. This is the fundamental reason why they can not schedule the newest deep learning models that contain complex structures inside a 'layer' (or as known as 'block'), such as transformer-based networks [21] and the Capsule Network [23]. And those tensors inside the 'layer' can not be scheduled by these methods, and neither does the interim tensors in the optimizer, such as the 1^{st} moment vector and the 2^{nd} moment vector in the Adam optimizer [24]. These works aim to improve the batch size in a single workload scenario, so only scheduling the tensors in the F/B phase is enough. However, when it comes to the multiple workloads scenario, we aim to reduce the memory footprint peak to make the system support more jobs training at the same time. And such methods are not good enough, since the GPU memory peak will not only appear in the F/B phase but also in the Opt phase.

In 2019, another method is proposed [25], which is the first approach that can schedule GPU memory in tensor granularity. This method proposed two orthogonal approaches to reduce the memory cost from the system perspective. It reduces the GPU memory using by managing the memory pool and scheduling the swapping with a heuristic method. Benefited from its tensor granularity, this method can support any kind of deep learning network. Xuan Peng et al. proposed Capuchin [15]. Capuchin can observe the tensor access sequence and decide which tensor to be swapped and which to be recomputed with a value-based approach. This method is more flexible in supporting various types of neural networks than those layer granularity methods. However, it highly depends on the observation of the tensor access pattern when the calculation firstly running, since the tensor access pattern is needed to

generate the scheduling plan.

These two advanced works schedule GPU memory in tensor granularity and solve the problems of compatibility. However, comparing to TENSILE, neither of these prior works are designed for multiple dynamic workloads. We take Capuchin as an example to explain it. In an environment with multiple workloads, influenced by the multiple workloads, the GPU usage fluctuates aperiodically, which causes the operators' latency and tensor access pattern to keep changing. Since the Capuchin makes a scheduling plan based on the observed tensor access pattern, it can not adjust the plan to fit the fluctuation of the tensor access pattern. Also, each works above only considered the tensor access in a single iteration. For example, the updated parameters' accesses at the end of the iteration can not be swapped in proactively. Thus, these parameters can only be swapped in passively at the next iteration with an additional time overhead.

III. OVERVIEW

This section defines the GPU memory scheduling problem and expounds the overview of our deep learning system that was built to support TENSILE.

A. Preliminary

For the convenience of scheduling, we use a graph model, called *static compute graph* [26] to describe the tensor calculation jobs. Let V be the set of all basic operators to manipulate tensors, E be a set of tensors generated by operators in V , and S be a set of scheduling events, whose elements are {Swap-out, Swap-in, Recompute, Release}. With these symbols, we define the multiple dynamic workloads scheduling problems.

Job: A deep learning job j is denoted by a static compute graph as $G_j(V, E)$. Note that the graph is a DAG (Direct Acyclic Graph) just like the one in TensorFlow [26], and the operators of the optimizer are also included in $G_j(V, E)$. An

example of the graph is shown in Fig. 2(a), a convolution operator is represented as a node in the graph. Such a node takes multiple tensors as the input and outputs other tensors. Such a model could effectively represent the computation in nowadays modern deep learning frameworks, such as TensorFlow [26].

Tensor Access: For a tensor t in E , which is generated by the operator μ and used by the operator v , we define the execution of μ as the **Tensor Generating Access (TGA)** of t and the execution of v is the **Tensor Using Access (TUA)** of t . Both two kinds of tensor accesses are denoted as a_j^i , where i is the index of the access. Usually, if a given operator μ is not at the head or the end of a job, it corresponds to two kinds of tensor accesses, the TUA and the TGA. For example, as shown in Fig. 2(b), in Fig. 2(b), the convolution operator takes tensors kernel, bias, and x which is generated by the previous operator as inputs, and outputs the feature map tensor y . The latency of a *Tensor Access* is defined as the corresponding operator's execution time, which can be inferred from the compute graph or logged at run-time. The TUA is accesses of the input tensors of μ , and the TGA represents the accesses of the output tensors of μ . Additionally, since the operator *placeholder* generates the input tensors of the whole compute graph, we regard the *placeholder* as a TGA.

Workload: A workload W_j is denoted by a sequence of tensor accesses $\langle a_0^1, a_0^2, \dots \rangle$, which is ordered by the topological order of job $G_j(V, E)$. The topological order corresponds to execution order of operators in V . When a workload W_j is launched, the framework executes the operators of W_j in topological order. A **dynamic workload** has tensor accesses whose latency keeps changing at run time. The workload is also called **tensor access sequence** in terms of the scheduling algorithm.

Scheduling Plan: We denote a scheduling plan for workload W_j as a sequence of $^i s_j^t$, such as $\langle ^{i_0} s_j^{t_0}, ^{i_1} s_j^{t_1}, \dots \rangle$, where $^i s_j^t$ belongs to the scheduling events set S . And for each event $^i s_j^t$, j represents that it belongs to the scheduling plan of workload W_j , i is its trigger tensor access, which is the preceding tensor access of the scheduled event, and t is the time interval between the execution end of the trigger tensor access and the start of the scheduling event, just as Fig. 2 shows.

Memory Footprint: Let $Mem(x)$ be the GPU memory changing caused by tensor access a or scheduling event x , the **memory footprint** of a workload W_j with m operators at the end of operator k is

$$MF_j^i = \sum_{i=0}^k Mem(a_j^i) + Mem(^i s_j^t)$$

, and the **memory footprint peak** of workload W_j is $MP_j = \max_{0 \leq i \leq m} MF_j^i$. Assuming there are n workloads running asynchronously in the system, the **global memory footprint peak** is $MP = \sum_{j=0}^n MP_j$.

B. Problem Definition

With these symbols above, we define the problem here. Let M be the GPU memory size, our **multiple dynamic work-**

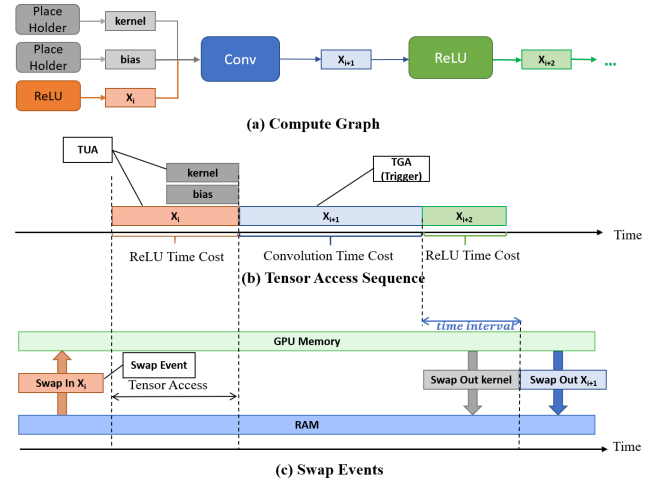


Fig. 2. Demonstration of the Concepts

loads scheduling problem is how to generate a scheduling plan S_j for each workload W_j to minimize the global memory footprint peak MP with as little as extra overhead increasing, so that the system with GPU memory M can run more neural networks at the same time or run these given workloads with larger batch size for higher efficiency.

$$\arg \min_{\{S_0, \dots, S_j\}} \sum_{j=0}^n \max_{0 \leq i \leq m} \sum_{i=0}^k (Mem(a_j^i) + Mem(^i s_j^t))$$

Note that the interim results and the operators of the optimizer are also included in G , and can be scheduled like other tensors, which is different from prior works. Those works are only designed to save GPU memory during the forward/backward propagation to achieve a larger batch size or deeper network. However, our method is designed toward multiple dynamic workloads in the system. To support multiple workloads, the method must reduce the entire job's GPU memory peak, including the peak caused by the optimizer. Otherwise, when two peaks caused by different jobs occur at the same time, there will be an OOM (Out Of Memory) exception triggered. Although the exception can be handled by passively swapping just like the Capuchin [15] does, it will cause a lot of extra overhead. This feature is effective, especially when using an optimizer like Adam [24], which will use additional memory twice the size of the parameters. This section defines the GPU memory scheduling problem and expounds the overview of our deep learning system that was built to support TENSILE.

C. Concepts Explanation

To facilitate understanding, we explain the basic concepts of TENSILE.

The **Tensor Access Sequence** is the alias of workload. For each tensor, its *Tensor Access Sequence* begins with an TGA which generates the tensor, and followed by a series of TUA which represents the tensor is used by the operator as input, as shown in Fig. 1

A **Swap Event** transfers data between the GPU memory and the Host Memory. It has two kinds of types, **Swap-Out Event** and **Swap-In Event**. As Fig. 2(c) shows, **Swap-Out Event** of a tensor will copy the tensor from the GPU memory to the Host Memory and then releases it from the GPU memory as soon as it is not occupied, which can be regarded as eviction. A **Swap-In Event** will copy a tensor from the Host Memory to the GPU memory, which is used to prefetch the tensor. It is necessary to emphasize that swapping in does not mean the tensor in the Host Memory will be released, and on the contrary, it will remain in the Host Memory until the last access of the tensor is finished, which could save much cost of swapping out.

A **Recomputation Event** regenerates the tensors which has already been released from the GPU memory. For a *Tensor Access* T_i , we can release it after accessing and recompute it before the *Tensor Access* T_j that takes the tensor i as input.

A **Release Event** release the corresponding tensor from the GPU memory as soon as it's not been used.

With these concepts, we can offload tensors when they are not used and then prefetch or regenerate them by swapping or recomputation before their *TUA*.

D. System Architecture

Since no prior works are designed for multiple jobs, existing approaches lack the ability to schedule among multiple dynamic workloads. To solve this problem, we developed a system to support multiple dynamic workloads' scheduling. The system can collect the necessary information of all the jobs before and during running to support the scheduling algorithm. The information includes the compute graph of jobs, the execution time of each operator, and other run-time information such as the GPU utilization. The system will trigger the scheduling algorithm multiple times during the jobs startup and running. When receiving the newest scheduling plan, the system will apply it at the next round of iteration. To achieve the functions above, our system contains four components: *Global Controller*, *Memory Scheduler*, *Executor*, *Swap Executor*, as shown in Fig. 3.

Global Controller. The *Global Controller* is responsible for launching new job's process and deliver information between the *Executor* and the *Memory Scheduler*. When a new job is launched by the user, the *Global Controller* creates a new sub-process of the job's *Executor*, and two new threads for *Swap Scheduler* and *Swap Executor*. It is also responsible for communicating with the *Memory Scheduler*, each job's information is organized and sent to the *Memory Scheduler*. Also, the scheduling plan of each job is distributed to the corresponding *Executor*. With the global controller, our system can support the scheduling algorithm as described in Section 4.

Memory Scheduler. The *Memory Scheduler* takes the jobs' information as inputs, such as the compute graph and the execution time tracked by the *Executor*. Such information is used to generate the *Tensor Access Sequence* and the scheduling plan, which is made up of multiple instructions of swapping, releasing, and recomputation. The detailed algorithm will be

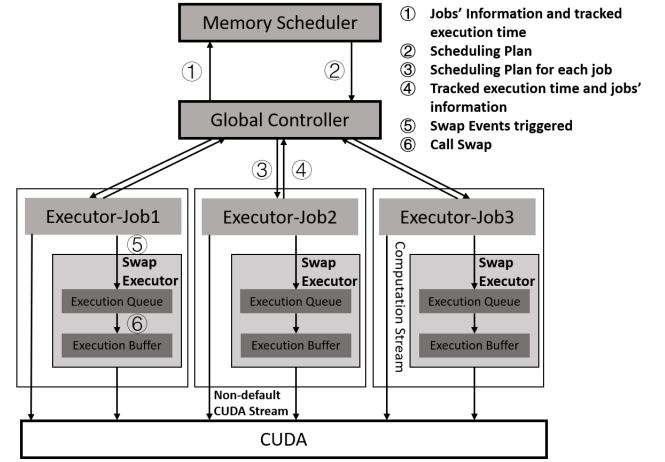


Fig. 3. System Architecture

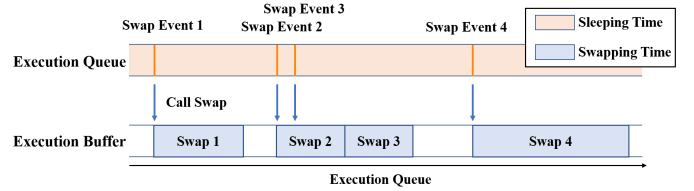


Fig. 4. Swap Executor Architecture

described in Section 4. Each instruction is described by a tuple $(trigger, \Delta time)$, the *trigger* is the previous operator's end time, and the $\Delta time$ is the time interval after the trigger. Therefore, the corresponding *Swap Event* will be triggered in $\Delta time$ after the *trigger*, just as the Fig. 2(c) shows. These instructions are grouped by job id and will be distributed to the corresponding *Executor* by the *Global Controller*.

Swap Executor. As Fig. 4 shows, the *Swap Executor* contains an *Execution Queue* and an *Execution Buffer*. The *Execution Queue* is a thread with an event queue in it. It receives the swap events triggered by a certain operator and pushes these swap events into the queue in chronological order. The *Execution Queue* pops up the swap events in the queue to the *Execution Buffer* one by one according to their time intervals. During the system running, it calls the *Swap Executor* and pops these swap events for executing at their start time.

Executor. The *Executor* executes each operator node in the graph by topological order. For each node, it checks whether all of the input tensors are in the GPU memory before the computation, since the inaccuracy of the estimated *Tensor Access Sequence* may lead to delays in swapping. If that happens, the *Executor* will pause the computation, and swap the tensors into the GPU memory. When the computation is finished, certain tensors will be released if the *Memory Scheduler* has set the operator as the release trigger for these tensors. Before releasing, the *Executor* checks the *Swap Scheduler* and the *Swap Executor*. If some *Swap-Out Events* have not been executed yet, the release process and the computation process

will be blocked. By such a synchronous method, the execution order of swapping, releasing, and computation can be kept. Otherwise, if a given tensor's *Swap-Out Event* is executed later than its releasing, then the data of the tensor will be lost and would cause exceptions.

The *Executor* also tracks every operator's time cost periodically and sends the information to the *Memory Scheduler* through the *Global Controller* for updating the scheduling plan. The *Executor* will check whether the scheduling plan has been updated each time before a new round of calculation. During the execution of the compute graph, if the scheduling plan requires the current tensor access to trigger some *Swap Events*, the *Executor* will send the *Swap Event* to the *Swap Scheduler* waiting for execution. At the end of an iteration, the executor will be paused to wait for the execution of the unfinished swap events of this iteration.

With these components, the system can collect information from each job and execute the corresponding scheduling plan. The whole scheduling procedure has 4 steps:

- 1) Collecting the new jobs information through the *Global Controller*.
- 2) The *Memory Scheduler* generates the initial scheduling plan and distributes it to the corresponding job's *Executor* through the *Global Controller*.
- 3) The *Swap Scheduler* and the *Swap Executor* execute the scheduling plan during computing. Also, the *Executor* executes the recomputation events at running.
- 4) The *Executor* collects the time cost of each operator and reports to the *Global Controller*. When the current operators' time cost and the time cost used to generate the last scheduling plan deviate more than the preset threshold, the *Global Controller* will call the *Memory Scheduler* to update the scheduling plan based on the newest estimated *Tensor Access Sequence*.

IV. METHODS

In this section, we detail our algorithms of TENSILE.

A. Swap Event Scheduling

The main approach in our system to reduce the GPU memory peak is by swapping tensors out to the Host Memory when they are not in use. It is obvious that swapping every tensor out of the GPU memory after their *TGA*, and swapping them back right before their *TUA* can save the most GPU memory. However, due to the data transfer occupying the PCIe channels exclusively [15], there can only be one tensor being swapped at the same time. Therefore, the swapping of tensors within and between tasks must be properly scheduled.

The scheduling process is a deformation of the task scheduling problem with the following two difficulties:

- A *Swap Event* cannot be executed without prerequisites. For example, a *Swap-In Event* can be executed only if the corresponding *Swap-Out Event* can be performed. Otherwise, there will be no data to be swapped into the GPU memory. Also, to avoid interrupting task execution, the *Swap-Out Event* can be executed only when the

tensor's *Swap-In Event* can be scheduled successfully before the next *Tensor Access* (we do not allow passively swapping in for performance reasons).

- The scheduling process must be performed with the consideration of global jobs' information, and it needs to be updated frequently due to the dynamic workloads. This fact determines that we can not use a very complex algorithm to generate the scheduling plan, otherwise the generation of the scheduling plan will cause significantly extra overheads and makes the scheduling plan can not be updated in time under the fluctuation of GPU utilization.

Facing the difficulties above, we design a greedy algorithm to balance the performance and the time overhead. The main idea is to swap the largest available tensor whose access will cause the GPU memory footprint peak. Since the scheduling for each tensor can change the GPU memory peak, we must analyze the GPU memory peak and generate the swap events iteratively. In particular, the GPU memory peak will be analyzed first based on the *Tensor Access Sequence*, and choosing the largest tensor that caused the peak to swap. This process is iterated several times until there are no tensors to be scheduled.

With such a greedy algorithm, each tensor chosen to schedule can significantly reduce the GPU memory peak. Now we will detail our algorithm.

We firstly use an algorithm to **generate the *Tensor Access Sequence*, analyze the GPU memory peak**, and generate the tensors that caused the memory peak (*MPT*) among all jobs. The algorithm will be discussed in the next sub-sections. Then we have to choose the biggest tensor among all jobs as the most valuable tensor to swap.

Besides, each job has a max swapping ratio limit. Considering the swapping among all jobs, if we swap the tensors in each job as many as possible, the PCIe channel will be jammed. Also, we can not control the order of swap events among all jobs, because jobs in our system are running asynchronously for performance reasons, and each job's time cost of one training step is significantly different. If we use a synchronous way to execute these jobs, then there must be extra overhead of waiting. From this perspective, to reduce the conflict opportunity, we define the max swapping ratio limit for each job's tensor swapping as the ratio of tensors swapped in a job to tensors swapped in the whole system, it can be regarded as a hyper-parameter. The max swapping ratio can be considered as the job's priority. Because the tensors' swapping can not always overlap with computation with 100 percent odds due to the conflict on PCIe and the changing GPU usage, so swapping implies the job may run slower than normal. In this perspective, a smaller swapping ratio means higher priority.

After the GPU memory peak analysis, each *Swap Event*'s feasible time region will be inferred, as shown in algorithm 1 line 4 and line 25-26, which is defined as its *earliest_time* and *latest_time*. There are three bases for extrapolating the feasible time interval:

- The latest time of the *Swap-Out Event* cannot be later than the time of the GPU memory peak appears, since we want to swap it to reduce the GPU memory peak. And it is obvious that a *Swap-Out Event* must start after its *TGA*. Also, a *Swap-In Event* cannot be earlier than the corresponding *Swap-Out Event* or later than the *TUA* that uses it as input. Therefore, our algorithm needs to decide the start time of each event under the constraint of its feasible time regions.
- Due to the pinned memory's limitation, there can only be one data object transferring in the PCIe at the same time, so the *Swap Events* can not overlap with each other.
- The *Swap Event* can not overlap with the corresponding tensor's access.

Based on the feasible time regions, we choose the available region greedily. For a *Swap-Out Event*, it will start as early as possible, and for a *Swap-In Event*, it will start as late as possible, so that we can save the GPU memory occupied by the tensor for a longer time. If there is no available region, then we will break the outer loop in Line 21 and try to swap the next tensor.

Next, we have to decide when the *Swap-Out Event* and the *Swap-In Event* to be executed. Since the tensors in the forward/backward propagation phase and the optimizing phase have different constraints, we will introduce them separately.

For the tensors in the forward/backward propagation phase, they must be swapped in before the first *TUA* after the *Swap-Out Event*. Otherwise, there will be an exception triggered due to necessary input tensors missing, and the system has to pause the computation to wait for their swapping. As shown in algorithm 1 Line 11-14, we look for the first *TUA* after the *Swap-Out Event* and generate the *Swap-In Event* and its feasible regions to see whether any of these regions can cover the *Swap-In Event*. If they can not cover the event, we will update the *Swap-Out Event*'s earliest start time, and regenerate the feasible regions (Line 19-20). Otherwise, for the rest *TUA* of the tensor, we try to swap them in as much as possible (Line 34). If a *Swap Event* is scheduled successfully, the corresponding tensor can be released after the previous *TUA* is finished. TENSILE will also analyze the compute graph and release the tensors after their last access. The detailed algorithm of swapping scheduling is shown in algorithm 1.

For the tensors which need to be updated in the optimizing phase, such as the kernel of the convolution operator shown in Fig. 2(a), the 1st *moment vector* and the 2nd *moment vector* in Adam optimizer, if they are swapped out at the optimizing phase, then the corresponding tensors must be swapped in at the beginning of the next iteration. As shown in algorithm 1 Line 8-9 and Line 27, it tries to swap out the updated tensors and then try to swap in the corresponding tensor before the first *TUA*.

With this algorithm, we can select the most valuable tensors to be appropriately scheduled among all jobs, thus reducing the entire computation job's GPU memory peak.

Algorithm 1: Swap Scheduling Algorithm

Input: *TAS*: tensor access sequence; *SE*: swapped events; *MP*: memory peak; *MPT*: the tensors that cause the memory peak; *MSR*: the max swapping ratio limit for each job, *SON*: swapped out tensors number for each job; *TAT*: *TAS* grouped by tensor and sorted by time; all the outputs of algorithm 2

Result: Add new *Swap Events* to *SE*

```

1 Function scheduling_swap(SE: list, tensor):
2   succeed, have_first_access  $\leftarrow$  False;
3   Generate swap_out_event and feasible_regions;
4   for each region in feasible_regions do
5     if region covers swap_out_event then
6       SE.add(swap_out_event);
7       succeed_swap_out  $\leftarrow$  True;
8       if tensor is an updated parameter then
9         first_access  $\leftarrow$  the first TUA of the
           corresponding non-updated parameter;
10      else
11        first_access  $\leftarrow$  the first TUA after access;
12      if first_access  $\neq$  None then
13        have_first_access  $\leftarrow$  True;
14        Generate swap_in_event from the first_access;
15        if try_schedule_swap_in(first_access) succeed
           then
16          SE.add(swap_in_event);
17          succeed  $\leftarrow$  True;
18        else
19          SE.remove(swap_out_event);
20          swap_out_event.latest_time  $\leftarrow$ 
            first_access.end_time;
21      break;
22   return succeed, succeed_swap_out, have_first_access;
23 for each tensor in MPT do
24   Infer the latest_time from the peak analysis result;
25   Infer the earliest_time from the TGA of the swap-out event;
26   if tensor is an updated parameter in optimizing phase then
27     scheduling_swap(SE, tensor);
28   else if SON[tensor.job_id]  $\leq$  MSR[tensor.job_id] and
     TAT[tensor].length > 1 and tensor has not been swapped out
     then
29     succeed  $\leftarrow$  False;
30     accesses  $\leftarrow$  TAT[tensor];
31     succeed_swap_out, have_first_access  $\leftarrow$  True;
32     while not succeed and latest_time > earliest_time
       and succeed_swap_out and have_first_access do
33       succeed, succeed_swap_out, have_first_access
          $\leftarrow$  scheduling_swap(SE, tensor);
34   // sorted by end time in ascending order
   Try to swap-in the rest of accesses greedily if the above
   scheduling succeed;

```

B. GPU Memory Peak Analysis

To achieve the goal to reduce the entire system's GPU memory peak, the scheduling algorithm has to know when the GPU memory peak appears and caused by which tensors, so that it could try to schedule the *Swap Event* of these tensors. Thus, with the information inferred from the compute graph, we develop an algorithm to statically analyze the GPU memory peak in this section.

Obviously, the GPU memory footprint is changed only when these five situations happen

- 1) *Iteration Beginning*: At the beginning of a training iteration, these tensors will be in the GPU memory:

- Input data of the model

- Parameters which are not swapped out from the last iteration

These tensors will be used to initialize the GPU memory footprint.

- 2) *Tensor Generating Access*: When a tensor is generated in the GPU memory via *TGA*, GPU memory footprint increases. Note that when updating a parameter, we logically treat the new parameter as a new tensor, but the new parameter will not cause an increase in GPU memory footprint, since it uses the memory address of the old parameter.
- 3) *Swap-In Event*: A *Swap-In Event* causes GPU memory consumption increase. Since we only concerned with the peak of GPU memory footprint, the *Swap-In Event*'s finishing time point can be regarded as the time point of the GPU memory footprint increases.
- 4) *Swap-Out Event*: When a tensor is copied to Host Memory and released, the GPU memory footprint is reduced at the end of the swap-out event (or at the end of the corresponding *TUA*, if the *TUA* ends later).
- 5) *Tensor Release*: For a *Tensor Access* i which needs to recompute or swap in, when the last *Tensor Access* $i-1$ finished, the tensor can be released from GPU memory, so that the GPU memory footprint will decrease.

Based on the above discussions, we just need to sort the *Tensor Accesses* and *Swap Events* by the time when they trigger the change of the GPU memory footprint. Then we can traverse the timeline of the job to determine the GPU memory peak. We then introduce the analysis algorithm, which takes *Tensor Access Sequence* and *Swap Events* as inputs, and outputs the GPU memory peak value (*MP*), the tensors which cause this peak (*MPTensor*), the last *TUA* (*LUA*), and the peak's time point (*MPTime*). The detailed algorithm is shown in algorithm 2.

C. Tensor Access Sequence Generation

In prior work such as Capuchin [15], generating *Tensor Access Sequence* (*Access Pattern*) is based on running the job in 'Passive Mode', the system observes the execution time of each tensor to generate the *Tensor Access Sequence*. In 'Passive Mode', the system swaps tensors only when GPU memory is not enough, which will cause extra overhead.

As discussed above, since the scheduling algorithm and the GPU memory peak analysis relies on the *Tensor Access Sequence*, the method has to be able to generate the initial *Tensor Access Sequence*, so that the unnecessary overhead of the 'Passive Mode' can be avoided.

Also, another reason why we cannot use the 'Passive Mode' to measure each operator's execution time is that 'Passive Mode' only generate the *Tensor Access Sequence* once at the first epoch, which is not feasible because the execution time of the operator varies with the dynamic load of multiple jobs. Especially, when a job launches, the GPU usage will change drastically and cause the prior scheduling plan to lose efficacy. So we have to keep updating the *Tensor Access Sequence* to fit the current workloads.

Algorithm 2: GPU Memory Peak Analysis

Input: *TAS*: tensor access sequence; *SE*: swap events
Output: *MP*: memory peak; *MPTensor*: tensors caused memory peak; *LUA*: last input access for each job before memory peak; *MPTime*: time of the memory peak

```

1 initialize the memory_used and the in_gpu_tensors with the
  tensors which will be updated in the optimizing phase and the
  inputs/outputs of the deep learning model.;
2 for each event in time_axis do
3   time ← event.time;
4   Release the tensor in tensors_to_be_release if the present
   time is after its end time;
5   if event.type = output_access and event.tensor is not
   used to initialize the memory_used and the
   in_gpu_tensors then
6     memory_used ← memory_used + event.size;
7     in_gpu_tensors.add(event.tensor);
8   else if event.type = input_access then
9     if event.release = True then
10      tensors_to_be_released.append(event);
11    else
12      last_input_access ← event;
13   else if event.type = swap_out or event.type = swap_in
   then
14     last_access ← get_last_access(event, time_axis);
15     event.execute_ref ← last_access;
16     event.execute_time ← last_access.time;
17     if event.type = swap_in then
18       memory_used ← memory_used + event.size;
19       in_gpu_tensors.add(event.tensor);
20     else
21       memory_used ← memory_used - event.size;
22       in_gpu_tensors.remove(event.tensor);
23   if memory_used > memory_peak then
24     memory_peak ← memory_used;
25     MPTensor ← copy(in_gpu_tensors);
26     LUA ← last_input_access;
27     MPTime ← time;
28 return memory_peak, MPTensor, LUA, MPTime;
```

In consideration of that there are two pieces of information required to infer the *Tensor Access Sequence*, the *Tensor Accesses*' order, and the execution time of each *Tensor Access*, we can deal with this problem by dividing it into two sub-problems of inferring the *Tensor Access* order and get each *Tensor Access*'s execution time.

As mentioned above, with the compute graph, we execute the operators in the topological order. Therefore, we can solve the first sub-problem and get the *Tensor Accesses*' order statically based on each operator's inputs and outputs. It only solves the first sub-problem, which is the inferring of the access order. The execution order is unrelated to the execution time.

However, predicting the CUDA kernel's execution time accurately is an extremely hard problem, especially with multiple dynamic workloads.

The most straightforward way to solve the second sub-problem is to run the job with 'Passive Mode' which means only swapping tensors passively when the GPU memory is not enough, like Capuchin [15]. This approach will cause that calculation and swapping not to overlap and the computation must wait for swapping. To make the initial scheduling plan more efficient, our solution uses pre-trained machine learning models to predict each GPU operator's execution time with

the given input data size and the current GPU utilization rates. When the system initializes, it will measure each GPU operator's execution time with different input data and GPU usage to generate the training data.

Since the execution time of a given operator depends on its inputs' shape, the parameters such as strides of convolution operator, and the current GPU usage, the inputs of our prediction model are denoted as $inputs \equiv \langle dim_{x_1}^0, \dots, dim_{x_1}^m, \dots, dim_{x_n}^k, para_1, \dots, para_s, gpu_usage \rangle$, where the x_1 to x_n denotes the input tensors of the operator, the $dim_{x_j}^i$ denotes the i -th dimension's size of input x_j , the $para_i$ denotes the i -th parameter of the operator, and the gpu_usage denotes the current GPU's utilization rate. We used a 3 layers MLP network as the prediction model since the input is not complex and a simple MLP model is enough to give a relatively precise prediction. According to our experiment, the average R^2 of every operator's prediction result is 0.582, and for those most expensive operators such as convolution, the average R^2 is 0.805, which means that our method can give a quite precise prediction to those most expensive operators.

Although the GPU's utilization rate is a general representation of the GPU usage condition, and the prediction results will not be exactly accurate, we can keep tracking the operators' execution time and dynamically correct the predicted result with the exponential moving weighted average method [27] during the job's run-time. The details will be introduced in Section 4.5.

D. Recomputation Scheduling

After some iterations of swapping scheduling, no tensors among all jobs in the system can be swapped. If the predicted GPU memory peak is still larger than the GPU memory, then we need to use recomputation to save more GPU memory. However, a major shortcoming of recomputation is that it will add an extra *TUA* and change the *Tensor Access Sequence*. If the inputs of a recomputation have been swapped out or released, then there is a chance that the inputs of the recomputation need to be swapped in or recomputed, which will disrupt the swapping plan just generated and cause much more time overhead. Therefore, we will only apply recomputation on those tensor accesses which have never been released. To achieve the best GPU memory saving effect, we will select those accesses that conform to the above conditions with the largest recomputation value one by one, until the GPU memory is enough to run these jobs.

To measure a recomputation's value, we used the formula proposed in Capuchin [15], as known as MSPS. This metric can measure the memory saving and extra time cost at the same time.

$$MSPS \equiv \frac{Memory\ Saving}{Recomputation\ Time}$$

E. Scheduling Plan Updating

Since each operator's execution time will change along with the jobs' running in the multiple dynamic workloads environment such as in-database machine learning system,

leading to the changing of the *Tensor Access Sequence*. This will cause the former scheduling plan that is based on the outdated *Tensor Access Sequence* less efficient. For example, the hit rate of *Swap-In Event* decreases, which leads to the increase of extra overhead. To adapt such kinds of dynamic workloads, the *Memory Scheduler* needs to be able to update the scheduling plan based on the operators' execution time collected by the *Executor*.

Two major problems should be solved.

- 1) When should the scheduling plan needs to be updated?
- 2) How to update the scheduling plan?

Since the reason for updating the scheduling plan is that the latency of operators has been greatly changed compared to the time that used to generate the last *Tensor Access Sequence*, we only need to propose a metric to measure this change. We use the average execution time changing ratio, which is defined as $\frac{|s' - s|}{s}$, where s' be the newest sum of each operation's execution time, and s be the last sum of each operation's execution time. If the changing ratio is larger than the updating threshold set before, then the updating of the scheduling plan will be triggered.

To correct the *Tensor Access Sequence* and make the scheduling plan more accurate, we use the exponential weighted moving average algorithm to update the latency of operators. By predicting and correcting the latency, TENSILE can achieve higher performance than swapping tensors passively when a job is just launched since swapping tensors passively requires extra overhead.

F. Discussion of supporting Dynamic Workload and the range of application

The reason that prior works such as Capuchin [15] cannot support multiple dynamic workloads is that it relies on the fixed 'Tensor Access Pattern' of a single workload, which means to observe the pattern with 'Passive Mode' first. However, within a multiple dynamic workloads system, such as an in-database machine learning system, the tensors' access pattern is keeping changing, so the scheduling process must be able to keep updating iteratively.

With algorithm 2, TENSILE can give a more effective initial scheduling plan than the 'Passive Mode'. The system will keep tracing recent tensor accesses time to correct the *Tensor Access Sequence* and update the scheduling plan. When a job is launched, the *Tensor Access Sequences* of other jobs are most likely to fluctuate greatly. In this situation, TENSILE updates the *Tensor Access Sequence* based on current GPU usage for all jobs. To avoid extra overhead caused by scheduling plan changes, the system will apply the new plan right before computing the next batch of data. The complete scheduling algorithm is shown in algorithm 3. Firstly, to same more memory, we run activity analysis at the beginning of the scheduling. Every tensor will be released when its last *TUA* is finished. Then, the *Memory Scheduler* will iteratively run the process below until there are no swapping or recomputation to be scheduled. At each time of iteration, the algorithm will

Algorithm 3: Complete Scheduling Algorithm

Input: *TAS*: tensor access sequence
1 **initialization** *swap_succeed* \leftarrow *True*,
 recomputation_succeed \leftarrow *True*, *iter* \leftarrow 0;
2 **run** Activity Analysis;
3 **while** *swap_succeed* = *True* **or**
 recomputation_succeed = *True* **do**
4 **if** the average MP_j of the jobs corresponding to
 the selected tensors in the past 3 iterations
 reduces less than 0.05% **and** *iter* > 100 **then**
5 **break**;
6 **if** *iter* = 0 **then**
7 **Run** the *GPU_Memory_Peak_Analysis*
 algorithm for each job and merge their GPU
 memory footprint results as *MP*;
8 **if** *swap_succeed* = *True* **then**
9 *swap_succeed* \leftarrow *False*;
10 **Run** *Swap_Scheduling* to generate swap
 events;
11 **if** no swap events generated **then**
12 *swap_succeed* \leftarrow *False*;
13 **else if** $MP \geq \text{Free_GPU_Memory}$ **then**
14 **Run** *Recomputation_Scheduling*;
15 **if** no recomputation events generated **then**
16 *recomputation_succeed* \leftarrow *False*;
17 *iter* = *iter* + 1;

start with running the *GPU_Memory_Peak_Analysis* function for each job and merge the result as shown in Line 6-7. Then, if there is at least one swap event scheduled to succeed in the previous iteration, it will keep trying to swap, as shown in Line 8-12. Otherwise, if the GPU memory is not enough yet, it will try to schedule the recomputation events as shown in Line 13-15.

Although our method is designed to run on a single GPU, it can also support data-parallel models for multiple GPUs in the cluster. In this situation, the scheduling processes are the same with a single GPU situation on each node, with the premise that its CPU has enough PCIe channels for the GPUs to use in a single node.

V. EXPERIMENTS

To verify the effectiveness of the proposed approaches, we conduct extensive experiments in this section.

A. Methodology

Experiment Platform. To apply our scheduling algorithm, we implement a naive deep learning framework with CUDA as our experiment platform, the framework is modified based on the tinyflow open-source project². We also reproduce vDNN [16] and Capuchin [15] coupling with our framework based on their papers.

²<https://github.com/LB-Yu/tinyflow>

Baselines. We choose two methods from layer-granularity methods and tensor-granularity methods respectively as baselines to compare with our method. The first one is vDNN, which swaps out the appropriate feature maps and uses a static swap-in strategy for prefetching. There are two types vDNNs, vDNN_{all} and vDNN_{conv}, the former tries to swap every feature map and the latter only swaps the feature maps of convolution layers. We take the vDNN_{conv} as one of our baselines since the authors of vDNN proved that vDNN_{conv} has much higher performance than vDNN_{all} [16]. The second baseline is Capuchin, which is the newest and the most representative tensor granularity dynamic scheduling method for a single job. **Although these baselines are designed for single workload scenarios, we can also create an instance for each workload in our experiments, and schedule each workload independently.** And both of the baselines and our method overlap data transfer and computation with *cudaMemcpyAsync*.

Metrics. We introduce the metrics used to evaluate the performance of TENSILE. Since the TENSILE is designed for multiple dynamic workloads scenarios and aims to reduce more GPU memory footprint with less extra overhead, we choose **Memory Saving Ratio(MSR)**, **Extra Overhead Ratio(EOR)**, and **Cost-Benefit Ratio(CBR)** to measure the TENSILE's performance and efficiency compared to the baselines. Their definitions are shown as follows:

$MSR = \frac{VMP-EMP}{VMP}$, $EOR = \frac{ETC-VTC}{VTC}$, $CBR = \frac{MSR}{EOR}$, where *VMP* and *EMP* is the memory footprint peak of the vanilla group (no scheduling) and the experimental group (TENSILE or baselines), *VTC* and *ETC* is the time cost of the vanilla group and the experimental group.

All of these metrics are normalized by the vanilla group, and the higher *MSR* implies that the corresponding scheduling method can reduce more GPU memory footprint peak compared to the vanilla method. The higher *CBR* implies that the corresponding scheduling method is more space-time efficient than other methods. Since TENSILE is designed for multiple dynamic workloads scenarios, it is expected to have higher *MSR* and *CBR* and less *EOR*(or time cost) compared to other baseline methods.

Note that all the raw data such as the GPU memory footprint and the execution time and their mean and variance is included in the supplementary materials.

Statement of our reproduction. It is necessary to emphasize that the reproduction for Capuchin is not exactly the same with its authors' implementation in the paper [15], especially in the aspect of system framework, since there is no source code to refer to and it is implemented in TensorFlow. For example, in Capuchin, they measure the GPU kernel execution time through CUPTI, because the computation is running asynchronously in TensorFlow. However, in our platform, every computation will be synchronized between CPU and GPU, so we can simply measure the operators' execution time(latency) in the python codes, although this will slow our computation down. What we want to compare is the scheduling algorithm itself that runs on the same platform, rather than whose

platform implementation is more computationally efficient. Therefore, the experiments will be fair since all the methods' algorithms themselves are implemented exactly as their paper described and run on the same platform for comparison.

Experiment Platform. Our experiment is conducted on a server that has Intel Xeon E5-2680 v3, 64GB Host Memory, and one RTX2080Ti with 11GB memory. The system version is Ubuntu 18.04.5 with GCC 7.5.0, the CUDA version is 10.0, the cuDNN is 7.6.5, and Python 3.6.9.

Workloads. Our experiment contains five neural networks, VGG-16 [28], InceptionV3 [29], InceptionV4 [30], ResNet-50 [2], and DenseNet [31], covered both linear network and non-linear network. We will increase the workloads number on one GPU and measure the GPU memory footprint and the extra time overhead for each method.

Extra Setting. The Capuchin is designed to schedule only when the GPU memory is not enough, it will only save the GPU memory to the threshold that is just able to run the workloads. This makes it difficult to compare its performance with TENSILE since TENSILE is a more active scheduling method that will save GPU memory as much as possible. Therefore, we set the budget of Capuchin as same as TENSILE. Then we can compare the time cost and the efficiency of these two methods fairly.

Also, our method includes two phases, the cold start phase, and the dynamic updating phase. The former uses predicted operations' execution time to generate the schedule plan before the job launching, and the latter updates the scheduling plan with the running information collected from the framework. To analyze these two phases separately, we denote the cold start phase by $TENSILE_{cs}$ and the updating phase by TENSILE. The $TENSILE_{cs}$'s performance is measured once the job is launched, and the TENSILE's performance is measured once the scheduling plan is updated.

B. Single Workload Performance

We firstly compare TENSILE's performance with vDNN and Capuchin on a single workload. We run those workloads mentioned above with TENSILE and the other two baselines respectively, and log their GPU memory footprint and the time cost per step for comparing. The batch size is set to 16 in this case since it is the largest batch size that can train InceptionV4 and ResNet on RTX2080Ti(11GB) without scheduling. And for TENSILE, the max swapping ratio limit is set to 100% for each task, since there is only one task in this experiment. The result is shown in Tab. I.

By comparing TENSILE with $TENSILE_{cs}$, we can learn that the MSR of $TENSILE_{cs}$ is equal or less than TENSILE's, and the gap between these two methods is far less than the TENSILE and other baseline methods. This result demonstrates that our *Tensor Access Sequence* generation method is effective. And the fact that even without the correction by the real logged operators' latency, the predicted *Tensor Access Sequence* is still accurate enough to be used to generate an efficient scheduling plan, also shows the effectiveness of our scheduling method in a single workload scenario.

TABLE I
SINGLE TASK PERFORMANCE

Workloads	Methods	MSR	EOR	CBR
VGG-16	vDNN	0.1277	0.9796	0.1303
	Capuchin	0.3434	5.1186	0.0671
	$TENSILE_{cs}$	0.3444	0.2316	1.4870
	TENSILE	0.3483	0.2295	1.518
InceptionV3	vDNN	0.1937	5.0832	0.0381
	Capuchin	0.4891	17.7932	0.0275
	$TENSILE_{cs}$	0.4495	0.2639	1.7030
	TENSILE	0.5574	0.2755	2.0233
InceptionV4	vDNN	0.2074	4.6063	0.0450
	Capuchin	0.5962	18.4341	0.0323
	$TENSILE_{cs}$	0.5300	0.1669	3.1762
	TENSILE	0.6272	0.1722	3.6427
ResNet-50	vDNN	0.2012	3.5715	0.0563
	Capuchin	0.5607	16.3331	0.0343
	$TENSILE_{cs}$	0.4356	0.5759	0.7565
	TENSILE	0.6220	0.5991	1.0382
DenseNet	vDNN	0.1518	1.5937	0.0953
	Capuchin	0.7067	12.3405	0.0573
	$TENSILE_{cs}$	0.7468	0.2002	3.7299
	TENSILE	0.7468	0.2006	3.7220

And the result also shows that our method can save 34.83%-74.68% memory than the vanilla method(no schedule at all), which is much higher than vDNN. This is foreseeable since TENSILE is a tensor granularity scheduling method. And the cost-benefit ratio of TENSILE is also much higher than vDNN and Capuchin, which proves the efficiency of TENSILE.

The high efficiency of TENSILE is due to we put the extra time cost into priority consideration, which is embodied in that we do not allow the non-overlapping between swapping and computation logically. On the contrary, the other baseline methods allow the computation to wait for swapping when scheduling. Also, compared to Capuchin, TENSILE can schedule tensors across iterations. This feature helps to avoid some passive swapping in.

This result proves that although TENSILE is designed for multiple jobs and dynamic workloads, in the single workload situation, it can still achieve the best efficiency and memory saving ratio.

C. Scalability

To prove our method's performance on multiple dynamic workloads, we choose one to three workloads respectively, which will be launched at the same time to test TENSILE's scalability. We repeat each test three times and report the average metric in Fig. 5.

As the Fig. 5 shows, in all five kinds of workloads, TENSILE or $TENSILE_{cs}$ has achieved the best MSR and CBR, which is a solid proof of the performance of TENSILE in multiple dynamic workloads situation. With the increase of the workloads number, the TENSILE's MSR of VGG-16, InceptionV3, InceptionV4, and ResNet-50 increases first and then drops in three workloads situations. We believe this for

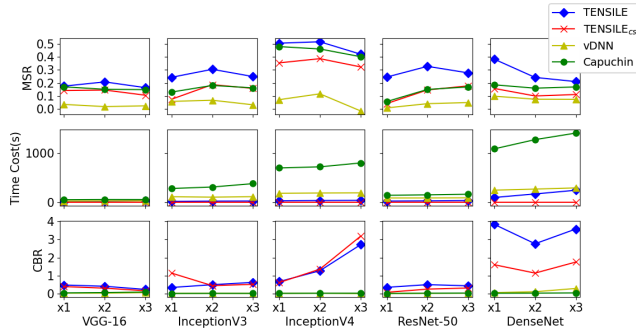


Fig. 5. Multiple Dynamic Workloads Performance

the reason that when there are two workloads, the execution time of each operator is longer, and makes it easier to overlap data transfer and computing. So for each workload, there are more tensor accesses to swap, and more GPU memory footprint to save. However, when it comes to three workloads, there are too many tensors to schedule, which triggered the end condition at Line 4 of algorithm 3 and makes the scheduling ended too early, in case the scheduling algorithm's iteration is too slow to update the scheduling plan in time. This is also the reason why the MSR of DenseNet drops dramatically.

In any case, the efficiency of TENSILE is still much higher than baselines. The conclusion is that TENSILE can run these workloads with less (or at least the same) GPU memory and time cost than baselines. Especially, compared to the Capuchin, whose time cost is significantly increasing when the number of workloads increases, which implies most of their swapping transfer can not overlap with the computation, TENSILE's time cost is much more stable. This experiment strongly proves that the performance of TENSILE is much better than vDNN and Capuchin in multiple dynamic workloads scenarios.

D. Mixed Neural Architectures

To measure the TENSILE's performance in a mixed neural architectures workloads scenario, we randomly launch the five workloads mentioned above(one workload can be selected multiple times) and measure the total GPU memory footprint and execution overhead. The five workloads are launched one by one in random order, and since we only concern with the average overhead of each step, the overhead of predicting each operator's execution time in TENSILE is not included. This procedure is repeated three times.

As Tab. II shows, TENSILE is comprehensively leading in all three metrics under different neural architectures, it can save much more GPU memory with less extra time cost, which makes it more suitable for the environments such as in-database machine learning.

E. Influence of Batch Size

We also analyzed the batch size's influence on our method by running those five workloads respectively with batch sizes 2,4,8,16 and 32(which is the biggest batch size that the RTX2080Ti can adapt with). The results are shown in Fig. 6,

TABLE II
MIXED NEURAL ARCHITECTURES WORKLOADS PERFORMANCE

Methods	MSR	EOR	CBR
vDNN	0.0151	1.5929	0.0095
Capuchin	0.0100	3.6445	0.0027
TENSILE	0.2014	0.1577	1.2776

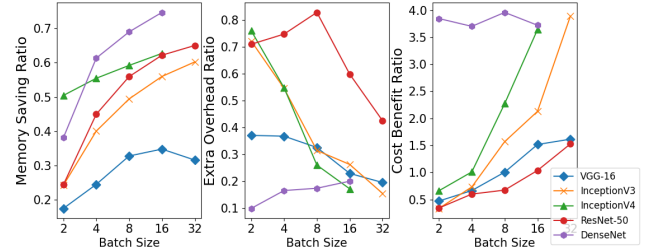


Fig. 6. Batch size's influence

the missing data point in InceptionV4 and DenseNet is due to the GPU we used can not train these net with that batch size.

In general, the TENSILE can save more GPU memory with less extra overhead when the batch size increases. This fact can also be observed from the third subfigure of CBR. This result proves that TENSILE is more effective to schedule the interim results than the parameters since the former is the only one that is influenced by the batch size. And the results of DenseNet is a particular case, which has so many interim results that its CBR stays the same level with the increasing of batch size.

VI. CONCLUSIONS & FUTURE WORK

In this paper, we propose TENSILE, which is a tensor granularity GPU memory scheduling method towards multiple dynamic workloads scenarios. TENSILE has solved three major problems of prior works, multiple dynamic workloads, cold-starting, and across-iteration scheduling. TENSILE is a common scheduling method for any type of computation task which could be described as a DAG, especially deep learning tasks. It is designed for multiple dynamic workload scenarios. In such scenarios, TENSILE can achieve much higher performance than vDNN and Capuchin as the experiment results show. Even in single workloads scenarios, TENSILE can save GPU memory with a much higher cost-benefit ratio than those baselines. These features can help systems such as in-database machine learning run more deep learning tasks with tiny extra overhead.

REFERENCES

- [1] S. Dargan, M. Kumar, . Maruthi, M. R. Ayyagari, and . Kumar, "A survey of deep learning and its applications: A new paradigm to machine learning," 07 2019.
- [2] K. He, X. Zhang, S. Ren, and J. Sun, "Deep residual learning for image recognition," *2016 IEEE Conference on Computer Vision and Pattern Recognition (CVPR)*, pp. 770–778, 2016.

- [3] J. Devlin, M.-W. Chang, K. Lee, and K. Toutanova, "Bert: Pre-training of deep bidirectional transformers for language understanding," in *NAACL-HLT*, 2019.
- [4] T. Brown, B. Mann, N. Ryder, M. Subbiah, J. Kaplan, P. Dhariwal, A. Neelakantan, P. Shyam, G. Sastry, A. Askell, S. Agarwal, A. Herbert-Voss, G. Krüger, T. Henighan, R. Child, A. Ramesh, D. Ziegler, J. Wu, C. Winter, C. Hesse, M. Chen, E. Sigler, M. Litwin, S. Gray, B. Chess, J. Clark, C. Berner, S. McCandlish, A. Radford, I. Sutskever, and D. Amodei, "Language models are few-shot learners," *ArXiv*, vol. abs/2005.14165, 2020.
- [5] D. Yang and D. Cheng, "Efficient gpu memory management for nonlinear dnns," in *Proceedings of the 29th International Symposium on High-Performance Parallel and Distributed Computing*, ser. HPDC '20. New York, NY, USA: Association for Computing Machinery, 2020, p. 185196. [Online]. Available: <https://doi.org/10.1145/3369583.3392684>
- [6] V. Narasayya, I. Menache, M. Singh, F. Li, M. Syamala, and S. Chaudhuri, "Sharing buffer pool memory in multi-tenant relational database-as-a-service," *Proc. VLDB Endow.*, vol. 8, pp. 726–737, 2015.
- [7] T. Li, J. Zhong, J. Liu, W. Wu, and C. Zhang, "Ease.ml: Towards multi-tenant resource sharing for machine learning workloads," *Proc. VLDB Endow.*, vol. 11, pp. 607–620, 2018.
- [8] B. Karlas, J. Liu, W. Wu, and C. Zhang, "Ease.ml in action: Towards multi-tenant declarative learning services," *Proc. VLDB Endow.*, vol. 11, pp. 2054–2057, 2018.
- [9] S. Boag, P. Dube, K. El Maghraoui, B. Herta, W. Hummer, K. R. Jayaram, R. Khalaf, V. Muthusamy, M. Kalantar, and A. Verma, "Dependability in a multi-tenant multi-framework deep learning as-a-service platform," in *2018 48th Annual IEEE/IFIP International Conference on Dependable Systems and Networks Workshops (DSN-W)*, 2018, pp. 43–46.
- [10] W. Xiao, R. Bhardwaj, R. Ramjee, M. Sivathanu, N. Kwatra, Z. Han, P. Patel, X. Peng, H. Zhao, Q. Zhang, F. Yang, and L. Zhou, "Gandiva: Introspective cluster scheduling for deep learning," in *Proceedings of the 13th USENIX Conference on Operating Systems Design and Implementation*, ser. OSDI'18. USA: USENIX Association, 2018, p. 595610.
- [11] D. Narayanan, K. Santhanam, F. Kazhmiaka, A. Phanishayee, and M. A. Zaharia, "Heterogeneity-aware cluster scheduling policies for deep learning workloads," in *OSDI*, 2020.
- [12] R. Marcus, P. Negi, H. Mao, C. Zhang, M. Alizadeh, T. Kraska, O. Papaemmanouil, and N. Tatbul, "Neo: a learned query optimizer," *Proceedings of the VLDB Endowment*, vol. 12, pp. 1705–1718, 07 2019.
- [13] R. Marcus, P. Negi, H. Mao, N. Tatbul, M. Alizadeh, and T. Kraska, "Bao: Making learned query optimization practical," 06 2021, pp. 1275–1288.
- [14] T. Kraska, A. Beutel, E. Chi, J. Dean, and N. Polyzotis, "The case for learned index structures," 05 2018, pp. 489–504.
- [15] X. Peng, X. Shi, H. Dai, H. Jin, W. Ma, Q. Xiong, F. Yang, and X. Qian, "Capuchin: Tensor-based gpu memory management for deep learning," *Proceedings of the Twenty-Fifth International Conference on Architectural Support for Programming Languages and Operating Systems*, 2020.
- [16] M. Rhu, N. Gimelshein, J. Clemons, A. Zulfiqar, and S. W. Keckler, "vdnn: Virtualized deep neural networks for scalable, memory-efficient neural network design," *2016 49th Annual IEEE/ACM International Symposium on Microarchitecture (MICRO)*, pp. 1–13, 2016.
- [17] L. Wang, J. Ye, Y. Zhao, W. Wu, A. Li, S. Song, Z. Xu, and T. Kraska, "Superneurons: dynamic gpu memory management for training deep neural networks," *ACM SIGPLAN Notices*, vol. 53, pp. 41–53, 02 2018.
- [18] A. Krizhevsky, I. Sutskever, and G. E. Hinton, "Imagenet classification with deep convolutional neural networks," *Commun. ACM*, vol. 60, no. 6, p. 8490, May 2017. [Online]. Available: <https://doi.org/10.1145/3065386>
- [19] T. N. Kipf and M. Welling, "Semi-supervised classification with graph convolutional networks," *CoRR*, vol. abs/1609.02907, 2016. [Online]. Available: <http://arxiv.org/abs/1609.02907>
- [20] B. ShriramS, A. Garg, and P. Kulkarni, "Dynamic memory management for gpu-based training of deep neural networks," *2019 IEEE International Parallel and Distributed Processing Symposium (IPDPS)*, pp. 200–209, 2019.
- [21] A. Vaswani, N. Shazeer, N. Parmar, J. Uszkoreit, L. Jones, A. N. Gomez, u. Kaiser, and I. Polosukhin, "Attention is all you need," in *Proceedings of the 31st International Conference on Neural Information Processing Systems*, ser. NIPS'17. Red Hook, NY, USA: Curran Associates Inc., 2017, p. 60006010.
- [22] D. Yang and D. Cheng, "Efficient gpu memory management for nonlinear dnns," in *Proceedings of the 29th International Symposium on High-Performance Parallel and Distributed Computing*, ser. HPDC '20. New York, NY, USA: Association for Computing Machinery, 2020, p. 185196. [Online]. Available: <https://doi.org/10.1145/3369583.3392684>
- [23] S. Sabour, N. Frosst, and G. E. Hinton, "Dynamic routing between capsules," in *Proceedings of the 31st International Conference on Neural Information Processing Systems*, ser. NIPS'17. Red Hook, NY, USA: Curran Associates Inc., 2017, p. 38593869.
- [24] D. Kingma and J. Ba, "Adam: A method for stochastic optimization," *International Conference on Learning Representations*, 12 2014.
- [25] J. Zhang, S. H. Yeung, Y. Shu, B. He, and W. Wang, "Efficient memory management for gpu-based deep learning systems," *arXiv preprint arXiv:1903.06631*, 2019.
- [26] M. Abadi, P. Barham, J. Chen, Z. Chen, A. Davis, J. Dean, M. Devin, S. Ghemawat, G. Irving, M. Isard *et al.*, "Tensorflow: A system for large-scale machine learning," in *12th {USENIX} symposium on operating systems design and implementation ({OSDI} 16)*, 2016, pp. 265–283.
- [27] M. Perry, *The Exponentially Weighted Moving Average*, 06 2010.
- [28] K. Simonyan and A. Zisserman, "Very deep convolutional networks for large-scale image recognition," in *3rd International Conference on Learning Representations, ICLR 2015, San Diego, CA, USA, May 7-9, 2015, Conference Track Proceedings*, Y. Bengio and Y. LeCun, Eds., 2015. [Online]. Available: <http://arxiv.org/abs/1409.1556>
- [29] C. Szegedy, V. Vanhoucke, S. Ioffe, J. Shlens, and Z. Wojna, "Rethinking the inception architecture for computer vision," *2016 IEEE Conference on Computer Vision and Pattern Recognition (CVPR)*, pp. 2818–2826, 2016.
- [30] C. Szegedy, S. Ioffe, V. Vanhoucke, and A. Alemi, "Inception-v4, inception-resnet and the impact of residual connections on learning," *AAAI Conference on Artificial Intelligence*, 02 2016.
- [31] G. Huang, Z. Liu, and K. Q. Weinberger, "Densely connected convolutional networks," *CoRR*, vol. abs/1608.06993, 2016. [Online]. Available: <http://arxiv.org/abs/1608.06993>