

# Safe Value Functions

Pierre-François Massiani, Steve Heim, Friedrich Solowjow, and Sebastian Trimpe

**Abstract**—The relationship between safety and optimality in control is not well understood, and they are often seen as important yet conflicting objectives. There is a pressing need to formalize this relationship, especially given the growing prominence of learning-based methods. Indeed, it is common practice in reinforcement learning to simply modify reward functions by penalizing failures, with the penalty treated as a mere heuristic. We rigorously examine this relationship, and formalize the requirements for *safe value functions*: value functions that are both optimal for a given task, and enforce safety. We reveal the structure of this relationship through a proof of strong duality, showing that there always exists a finite penalty that induces a safe value function. This penalty is not unique, but upper-unbounded: larger penalties do not harm optimality. Although it is often not possible to compute the minimum required penalty, we reveal clear structure of how the penalty, rewards, discount factor, and dynamics interact. This insight suggests practical, theory-guided heuristics to design reward functions for control problems where safety is important.

**Index Terms**—Value Functions, Safety, Optimal Control, Strong Duality, Reinforcement Learning, Viability

## I. INTRODUCTION

Value functions concisely represent the global behavior of a dynamical system in a scalar function, and have been a focus of study in both classical control theory and reinforcement learning (RL). For the value function to represent the optimal behavior for a desired task, the task needs to be accurately translated into a reward function and discount factor. Often, the main task of an engineer is to design a reward function that provides sufficiently dense information throughout the state space, without sacrificing too much optimality with respect to the original task.

Safety often also needs to be encoded, as many tasks implicitly require that a set of failure states is never visited. Encoding safety is particularly challenging, as there may be states that are not failures but are nonetheless unsafe: all trajectories starting from this state end in failure. This requirement is most naturally written mathematically as a state-space constraint, which can be directly enforced along

entire trajectories, such as in model-predictive control [1]. It is less clear how the notion of safety can be directly integrated into value functions. A common approach is to simply add a large *penalty* for failing. However, in recent literature, it is still unclear under what conditions this penalty ensures the resulting value function enforces safety [2], and when it is a mere heuristic. Furthermore, as adding a penalty is essentially a form of reward shaping, it is unclear whether it affects the optimality of the value function with respect to the original task.

Our core contribution is a rigorous examination of the structure of *safe value functions* through the lens of viability theory [3]: a value function that is both optimal for the original task, and avoids failure whenever possible. We reveal this structure through a proof of strong duality: there is always a finite penalty such that the value function is safe, and optimal with respect to the original task. Furthermore, larger penalties do not lose this property. In practice, however, computing this penalty is not trivial. Our proof exposes clear connections between the penalty and rewards, which provide theory-backed heuristics for designing reward functions when perfect system information is unavailable, such as in data-driven learning. Finally, we show how safe value functions unify several approaches to safe control, including control barrier functions (CBFs), viability and backreachability, and a special case of constrained Markov Decision Processes (CMDPs).

### A. Related Work

Safety in dynamical systems requires constraints to be enforced along entire trajectories, making path planning and tracking a natural approach. However, this approach is often too computationally demanding to be run online for complex systems. To ease the computational burden, constraints are often only enforced on trajectories of finite horizon, such as in sequential trajectory planning [4], [5] and model-predictive control [1], [6]. Since these methods only enforce constraints along partial trajectories, guaranteeing safety requires additional conditions to be met. For example, in model-predictive control, it is known that the choice of terminal cost plays an important role in guaranteeing safety [1]. In this paper, we examine the extreme case where all information regarding both task and safety are condensed into the value function, and no trajectory evaluations are necessary.

Trajectory evaluations can be avoided by constraining the system to remain in a controlled positive invariant set. However, these sets are not trivial to compute in practice. One approach is to formulate safety as an ad-hoc optimal control problem, as studied in Hamilton-Jacobi reachability analysis [7]. The resulting value function can then be used to

This work was supported in part by the Cyber Valley Initiative and the International Max Planck Research School for Intelligent Systems (IMPRS-IS).

P.-F. Massiani (massiani@dsme.rwth-aachen.de) and S. Trimpe (trimpe@dsme.rwth-aachen.de) are with the Institute for Data Science in Mechanical Engineering, RWTH Aachen University, 52068 Aachen, Germany.

S. Heim (heim.steve@gmail.com), F. Solowjow (solowjow@is.mpg.de), and S. Trimpe are with the Intelligent Control Systems Group, Max Planck Institute for Intelligent Systems, 70569 Stuttgart, Germany.

enforce safety by means of a backup controller [8], [9], and is completely agnostic in the task formulation. Another closely related approach is control barrier functions (CBFs) [10], [11], which generalizes the backup controller of HJ reachability with sets of safety-preserving control inputs, which can again be used as task-agnostic backup controllers. This agnosticism is a double-edged feature. On the one hand, this specialized value function can be combined with any existing controller to ensure safety. On the other hand, a separate, equally challenging problem needs to be solved to obtain optimality. In this article, we propose the notion of safe value function as a principled way to merge safety and optimality in a single object without losing guarantees.

Even when accurate models are available, finding reachable sets or CBFs typically requires extensive system knowledge or computational effort [12], [13]. This has motivated the interest in learning or refining these objects from data [14]–[16]. A novel approach aims at opening up the toolbox of reinforcement learning (RL) for the computation of reachable sets [5], [17]. In the usual case where the optimal behavior is also learned from data, however, a competition arises between exploring for safety and for optimality. This creates the need for exploration strategies that balance these two separate objectives [18], [19]. Safe value functions are immediately relevant to this branch of research, as they are also amenable to standard reinforcement learning methods.

The idea of accounting for failure directly into the control objective is not new [20]. A pragmatic way of doing this is by *penalizing* failure states. The penalty is then seen as a design choice controlling the risk of optimal controllers [21], or as a parameter that must be optimized over to allow for the least conservative safe behaviour [22], [23]. In practice, the penalty is often treated as a heuristic [24]–[27]. From a theoretical point of view, it is unclear whether optimal controllers of penalized problems enjoy safety guarantees, and whether they are optimal with respect to the original constrained task [2], [28]. We prove that there always exists a finite penalty, such that the resulting value function is both safe and optimal. Furthermore, any larger penalty still enjoys this property.

The theoretical foundations of optimizing a return under a running-cost constraint have been studied as constrained Markov decision processes (CMDPs) [29]. In particular, CMDPs provide the necessary theory to describe the solutions to problems with bounded risk constraints. In the general case, these solutions are conceptually very different from their unconstrained counterparts [30]. This hints that penalizing failure should not be able to retrieve the solutions of a CMDP. We show that, as opposed to bounded risk constraints, the 0-risk constraint enjoys stronger properties and can actually be reformulated as an unconstrained MDP. This exposes the fundamental difference between allowing bounded risk or allowing no risk.

Finally, other approaches aim at iteratively solving the constrained optimal control problem while guaranteeing safety of the controller at every iteration [19], [31], [32]. Our work is of independent interest; we do not focus on learning safely, but on the safety properties of an unconstrained problem.

## B. Outline

The article is organised as follows. In Section II we begin with some preliminaries and notations. In Section III we formulate our problem formally. In Section IV we state the main result, a proof of strong duality, which exposes the structure of safe value functions. In Section V, we describe how it recovers other objects commonly used for safe control. In Section VI, we illustrate the exposed structure in different settings with a simple numerical example, and interpret the structure to suggest practical heuristics for choosing penalties, thresholds, and reward functions. In Section VII we conclude with a brief summary, discussion, and outlook. Appendix A contains the proof to our main theorem.

## II. PRELIMINARIES AND NOTATIONS

In this section, we introduce the necessary mathematical objects to define safety and optimality. In particular, we address dynamical systems, value functions, and viability theory.

### A. Dynamical Systems

Our core contributions holds in both continuous- and discrete-time; unless otherwise stated, we present both results together. For brevity, we consider the time variable  $t$  belongs to the set  $\mathbb{T}$ , defined as  $\mathbb{R}^+$  or  $\mathbb{N}$  as appropriate. Integrals on  $\mathbb{T}$  are defined with the Lebesgue measure when  $\mathbb{T} = \mathbb{R}^+$ , and with the counting measure when  $\mathbb{T} = \mathbb{N}$ .

1) *Continuous-Time System*: In continuous time, we consider the following deterministic dynamical system:

$$\dot{x}(t) = f(x(t), u(x(t))), \quad (1)$$

where  $t \in \mathbb{R}^+$  is time,  $x(t) \in \mathcal{X} \subset \mathbb{R}^n$  is the state,  $u(x(t)) \in \mathcal{U} \subset \mathbb{R}^m$  is a control input, and  $f : \mathcal{X} \times \mathcal{U} \rightarrow \mathbb{R}^n$  is the dynamics. The function  $u : \mathcal{X} \rightarrow \mathcal{U}$  is a *feedback controller*, and is assumed to be measurable. We denote  $\mathcal{U}$  the set of measurable feedback controllers. Our results rely heavily on trajectories: we define  $\phi_x^u : \mathbb{R}^+ \rightarrow \mathcal{X}$  as the trajectory starting in  $x \in \mathcal{X}$  and following the controller  $u \in \mathcal{U}$ . We assume that trajectories are well-defined for all time, which can be enforced with appropriate assumptions on  $f$ , such as through the Picard-Lindelöf theorem (e.g., [33, Chapter 1]).

2) *Discrete-Time System*: In discrete-time, we consider the following deterministic dynamical system:

$$x_{t+1} = f(x_t, u(x_t)), \quad (2)$$

where  $t \in \mathbb{N}$ . The discrete-time setting allows for weaker assumptions, such as non-continuous dynamics  $f$  or finite sets. Our results readily generalize when stochastic controllers are allowed: we mainly describe properties of unconstrained optimal control problems, whose optimal controllers can always be chosen deterministic. However, this is not considered here for clarity.

### B. Optimality

Next, we define the notion of optimality.

1) *Reward and Return*: We assume a measurable and bounded *reward function*  $r : \mathcal{X} \times \mathcal{U} \rightarrow \mathbb{R}$ . For a given controller  $u \in \mathcal{U}$  and initial state  $x \in \mathcal{X}$ , the return  $G(x, u)$  is:

$$G(x, u) = \int_{\mathbb{T}} e^{-\frac{t}{\tau}} \cdot r(\phi_x^u(t), \hat{u}_x(t)) dt, \quad (3)$$

where we use the shorthand  $\hat{u}_x(t) = u(\phi_x^u(t))$ , and  $\tau$  is a positive *discount rate*. In discrete time, the *discount factor*  $\gamma$  is commonly used instead, with:

$$\gamma = e^{-\frac{1}{\tau}}. \quad (4)$$

The discount rate quantifies the problem-specific time-horizon after which rewards can be neglected: the smaller  $\tau$ , the less influence rewards far in the future have on  $G(x, u)$ . Large delayed rewards can nonetheless overcome the effects of discounting and have a significant influence on  $G$ ; the effective time horizon results from these opposite effects. Since the reward is bounded, the return is finite for every  $u \in \mathcal{U}$  and  $x \in \mathcal{X}$ .

2) *Optimal Control and Value Function*: We consider the classical setting of optimal control and reinforcement learning: given an initial state distribution on  $\mathcal{X}$ , find a controller that maximizes the expected value of the return (3). Such a controller will be called *optimal*. If the maximization is subject to some safety constraint, we say that the controller is *optimal for the constrained problem*. We only consider such constraints from Section III.

A natural object for finding and analysing optimal controllers in RL is the (optimal) value function:

$$v : x \in \mathcal{X} \mapsto \sup_{u \in \mathcal{U}} G(x, u). \quad (5)$$

Finding this value function iteratively from data is the goal of a large branch of reinforcement learning [34, Section 3.6]. An important property of  $v$  is that it satisfies the dynamic programming identity for all  $t \in \mathbb{T}$  and  $x \in \mathcal{X}$  [35, Lemma I-4.2]:

$$v(x) = \sup_{u \in \mathcal{U}} \left[ \int_0^t e^{-\frac{s}{\tau}} \cdot r(\phi_x^u(s), \hat{u}_x(s)) ds + e^{-\frac{t+\delta t}{\tau}} v(\phi_x^u(t + \delta t)) \right], \quad (6)$$

where  $\delta t$  is 1 if  $\mathbb{T} = \mathbb{N}$ , and 0 otherwise.

### C. Safety and Viability

We define safety as a state-space constraint: there is an absorbing, closed *failure set*  $\mathcal{X}_F \subset \mathcal{X}$  of states that the system should never visit. Safety is defined as avoiding the failure set.

**Remark 1** (Failure and infinite-horizon). *Absorbing failure sets and infinite-horizon trajectories can be reconciled by instantly transitioning the system to an invariant sink state if the failure set is ever reached. We forego introducing this formally, as it adds notational burden with no practical benefit.*

While failure is straightforward to define, it is also challenging to cope with. Indeed, it is insufficient to simply constrain the controller to stay in the complement of the failure set at

every step: there may be states that have not failed yet but from which failure can no longer be avoided within finite time. This is addressed through viability theory [3, Chapter 2]:

**Definition 1** (Viability kernel). *The viability kernel  $\mathcal{X}_V$  is the set of states from where failure can be avoided for all time:*

$$\mathcal{X}_V = \{x \in \mathcal{X}, \exists u \in \mathcal{U}, \forall t \in \mathbb{T}, \phi_x^u(t) \notin \mathcal{X}_F\}. \quad (7)$$

We call its complement the unviability kernel, and note it as  $\mathcal{X}_U = \mathcal{X} \setminus \mathcal{X}_V$ . The viability kernel is therefore the largest safe set. By definition, states outside  $\mathcal{X}_V$  have already failed or will fail within finite time, no matter the controller. This time-to-failure may however not be uniform on the whole complement of the viability kernel. To avoid such corner-cases, we make the following stronger assumption, which will prove critical in Section IV to merge optimality and safety:

**Assumption 1.** *The time to failure in  $\mathcal{X}_U$  is uniformly upper-bounded by  $T_f \in \mathbb{T}$ .*

A safe controller can thus be defined as:

**Definition 2** (Safe controller). *We say that a controller  $u \in \mathcal{U}$  is safe for  $x \in \mathcal{X}$  if the trajectory  $\phi_x^u$  avoids  $\mathcal{X}_F$  for all time:*

$$\forall t \in \mathbb{T}, \phi_x^u(t) \notin \mathcal{X}_F. \quad (8)$$

*Additionally, we say that a controller is safe if it is safe for all  $x \in \mathcal{X}_V$ .*

*We note  $\mathcal{U}_{\text{safe}}(x)$  as the set of controllers safe for  $x \in \mathcal{X}$ , and  $\mathcal{U}_{\text{safe}}$  as the set of safe controllers.*

From the definition of  $\mathcal{X}_V$ , it is immediately clear that Equation (8) can be replaced with  $\phi_x^u(t) \in \mathcal{X}_V$  for all  $t \in \mathbb{T}$ .

We will later formulate a constrained optimization problem over the set of safe controllers, and consider dual relaxations of this problem: we therefore describe  $\mathcal{U}_{\text{safe}}(x)$  as a level set.

**Lemma 1.** *For  $x \in \mathcal{X}$  and  $u \in \mathcal{U}$ , let:*

$$\rho(x, u) = \int_{\mathbb{T}} e^{-\frac{t}{\tau}} \cdot \delta_{\mathcal{X}_F}(\phi_x^u(t)) dt, \quad (9)$$

*where  $\delta_{\mathcal{X}_F}$  is the Dirac distribution in continuous time, or the indicator function in discrete time. A controller  $u \in \mathcal{U}$  is safe for  $x \in \mathcal{X}$  if, and only if,  $\rho(x, u) = 0$ .*

*Proof.* This follows from the definition of  $\delta_{\mathcal{X}_F}$ : this integral evaluates to 0 if  $u$  is safe for  $x$ , and to  $e^{-\frac{t_f}{\tau}}$  otherwise, where  $t_f \in \mathbb{T}$  is the time-to-failure of  $u$  from  $x$ . This time is finite by definition of safety.  $\square$

Integrating against the discount term  $e^{-\frac{t}{\tau}}$  is not necessary for this lemma to hold. Yet, this will prove useful later to linearly combine  $\rho$  with the return  $G$ .

## III. PROBLEM STATEMENT: SAFETY THROUGH PENALIZATION

We consider a standard control or reinforcement learning problem with dynamics  $f$  (cf. Section II-A), failure set  $\mathcal{X}_F$ , viability kernel  $\mathcal{X}_V$ , and return  $G$  as defined in (3). Our goal is to find an optimal controller for the safety-constrained problem:

$$\sup_{u \in \mathcal{U}_{\text{safe}}} \mathbb{E}_{x \sim \mu} [G(x, u)], \quad (C)$$

where  $\mu$  is the initial state probability distribution, whose support is included in  $\mathcal{X}_V$ . Since solving constrained optimal control problems is hard in general, a common approach is to relax the constraint  $u \in \mathfrak{U}_{\text{safe}}$  and penalize reaching the failure set  $\mathcal{X}_F$ . This is done by replacing the reward  $r$  by  $r - p \cdot \delta_{\mathcal{X}_F}$ , where  $p \in \mathbb{R}^+$  is a (constant) penalty chosen by the designer. We call this unconstrained problem the *penalized problem*, and define its value function:

$$V_p : x \in \mathcal{X} \mapsto \sup_{u \in \mathfrak{U}} G(x, u) - p \cdot \rho(x, u). \quad (\mathcal{P})$$

We assume that the supremum is attained and refer to controllers that achieve it as solutions of  $(\mathcal{P})$  or maximizers of  $V_p$ . We will weaken this assumption later by generalizing the notion of safety in Section IV-A. The question we answer in this article is:

**Problem 1.** *Under what conditions on  $p$  are solutions of the penalized problem also solutions of the constrained problem? In other words, when are the solutions of  $(\mathcal{P})$  both safe and optimal for  $(\mathcal{C})$ ?*

#### IV. MAIN RESULT

In this section, we present our main result: any large enough penalty results in safe and optimal controllers. Since the value function induces optimal controllers, it indirectly encodes the regions of the state space that will be visited, and those that will be avoided. We identify the conditions on the value function such that all states outside of the viability kernel  $\mathcal{X}_V$  are sub-optimal. Thus, we can define safety of optimal controllers as a property of the value function directly. We show in detail how we can leverage penalties to manipulate the value function to enforce safety.

##### A. Safety as a Property of the Value Function

The standard definition of safety (cf. Definition 2) is a point-wise statement for a fixed controller. It unrolls the trajectory of the system and checks if it ever enters the failure set. We generalize this point-wise definition to a uniform notion of safety over optimal controllers. These controllers are directly induced by the value function; therefore their safety can naturally be stated as a condition on the value function.

1) *Shifting the Paradigm of Safety:* We start by introducing the *constrained value function*  $V$ , which quantifies how much return can be collected by only considering safe trajectories:

$$V : x \in \mathcal{X}_V \mapsto \sup_{u \in \mathfrak{U}_{\text{safe}}} G(x, u). \quad (10)$$

Our key intuition is that, for an optimal controller to be safe, values of states outside the viability kernel  $\mathcal{X}_V$  should be lower than constrained values of viable states. We formalize this in the following definition, and immediately justify the terminology in the theorem that follows:

**Definition 3** (Safe value function). *We say that the value function  $V_p$  is safe if the following condition holds:*

$$\sup_{\mathcal{X}_U} V_p < \inf_{\mathcal{X}_V} V, \quad \text{if } \mathbb{T} = \mathbb{R}^+, \quad (11a)$$

$$R_{\mathcal{Q}_U} + \gamma \cdot \sup_{\mathcal{X}_U} V_p < R_{\mathcal{Q}_V} + \gamma \cdot \inf_{\mathcal{X}_V} V, \quad \text{if } \mathbb{T} = \mathbb{N}, \quad (11b)$$

where we define

$$R_{\mathcal{Q}_U} = \sup_{\mathcal{Q}_U} r, \quad \text{and} \quad R_{\mathcal{Q}_V} = \inf_{\mathcal{Q}_V} r,$$

and where  $\mathcal{Q}_V = f^{-1}(\mathcal{X}_V) \subset \mathcal{X}_V \times \mathcal{U}$  and  $\mathcal{Q}_U = (\mathcal{X} \times \mathcal{U}) \setminus \mathcal{Q}_V$  are only defined in discrete time.

Intuitively,  $\mathcal{Q}_V$  is the set of state-control pairs that transition into the viability kernel [36]. Condition (11) compares the worst-case scenario of the best safe controller to the best-case scenario of an unsafe controller, and ensures that the former achieves a higher return than the latter.

**Theorem 1** (Safe optimal controllers). *Consider  $V_p$  as given in  $(\mathcal{P})$ , and let  $u \in \mathfrak{U}$  be a maximizer of  $(\mathcal{P})$ . If  $V_p$  is safe, then  $u$  is safe.*

*Proof.* See Appendix A. □

This theorem enables us to check whether optimal controllers are safe directly from the value function, without the need to unroll trajectories. It will prove useful to formally guarantee safety of the optimal controllers of  $(\mathcal{P})$ .

2) *Safety Is Sufficient for Optimality:* Maximizers of a safe value function are optimal for the constrained problem  $(\mathcal{C})$ :

**Corollary 1.** *Let  $u \in \mathfrak{U}$  be a maximizer of  $V_p$  in  $(\mathcal{P})$  for all  $x \in \mathcal{X}$ . If  $V_p$  is safe, then  $u$  is optimal for  $(\mathcal{C})$ . Moreover, we have:*

$$V_p(x) = V(x), \quad \forall x \in \mathcal{X}_V \quad (12)$$

*Proof.* This directly follows from Theorem 1 and the fact that  $\rho(x, u) = 0$  for  $x \in \mathcal{X}_V$  and  $u \in \mathfrak{U}_{\text{safe}}$ . Since maximizers of  $V_p$  are in  $\mathfrak{U}_{\text{safe}}$ , then they also maximize  $G(x, u)$  over  $\mathfrak{U}_{\text{safe}}$ , which is the definition of  $V$ . □

An immediate consequence of Corollary 1 is that all safe value functions are equal in the viability kernel; they may only differ in  $\mathcal{X}_U$ . Furthermore, their values in  $\mathcal{X}_V$  are completely independent of how the reward is specified in  $\mathcal{X}_U$ .

So far, we have explored the properties of safe value functions. Yet, safety of the value function is not guaranteed in general and depends on how the reward, discount factor and dynamics all interact. Next, we will show how penalties can reshape the value function to enforce safety.

##### B. The Penalty Should Be Big Enough

The intuition for penalizing the failure set  $\mathcal{X}_F$  is that it indirectly decreases the values along trajectories that end in failure. A natural question is then if this strategy leads to a safe value function. We will now show that it does: increasing penalties causes  $V_p$  to decrease arbitrarily and monotonically in  $\mathcal{X}_U$ . From Corollary 1, this also ensures that  $V_p$  converges to  $V$  inside  $\mathcal{X}_V$ . It is, therefore, always possible to enforce the inequality condition in Equation (11).

**Lemma 2** (Influence of the penalty). *Under Assumption 1, the following holds:*

(i) *For every  $x \in \mathcal{X}$ , the function  $p \mapsto V_p(x)$  is nonincreasing;*



(ii) The value function is uniformly upper bounded on  $\mathcal{X}_U$ :

$$\sup_{\mathcal{X}_U} V_p \leq R_{\mathcal{X}_U} \tau \left( 1 - e^{-\frac{T_f}{\tau}} \right) - p \cdot e^{-\frac{T_f}{\tau}}, \quad \text{if } \mathbb{T} = \mathbb{R}^+, \quad (13a)$$

$$\sup_{\mathcal{X}_U} V_p \leq R_{\mathcal{X}_U} \cdot \frac{1 - \gamma^{T_f+1}}{1 - \gamma} - p \cdot \gamma^{T_f}, \quad \text{if } \mathbb{T} = \mathbb{N}, \quad (13b)$$

where  $T_f$  is given in Assumption 1, and where we define  $R_{\mathcal{X}_U}$  as:

$$R_{\mathcal{X}_U} = \sup_{\mathcal{X}_U \times \mathcal{U}} r \quad (14)$$

*Proof.* Statement (i) is an immediate consequence of the fact that the supremum over  $\mathcal{U}$  preserves inequalities. We prove (ii) by using classic results on the sup function:

$$V_p(x) \leq \sup_{u \in \mathcal{U}} G(x, u) - p \cdot \inf_{u \in \mathcal{U}} \rho(x, u), \quad (15)$$

for all  $x \in \mathcal{X}_U$ . The first term of the right-hand (RHS) side of this equation is upper-bounded by:

$$R_{\mathcal{X}_U} \cdot \tau \left( 1 - e^{-\frac{T_f}{\tau}} \right),$$

when  $\mathbb{T} = \mathbb{R}^+$ , and:

$$R_{\mathcal{X}_U} \cdot \frac{1 - \gamma^{T_f+1}}{1 - \gamma},$$

when  $\mathbb{T} = \mathbb{N}$ . Now, we use the fact that the time to failure from  $x \in \mathcal{X}_U$  is upper bounded by  $T_f$  uniformly in  $u \in \mathcal{U}$  to bound the second term:

$$\rho(x, u) = \int_0^{T_f} e^{-\frac{t}{\tau}} \delta_{\mathcal{X}_F}(\phi_x^u(t)) dt \geq e^{-\frac{T_f}{\tau}} \quad (16)$$

Since this is valid for all  $x \in \mathcal{X}_U$ , this proves (ii).  $\square$

The key argument we use is that trajectories starting from unviable states must uniformly reach failure in *finite* time (cf. Assumption 1). The main insight we gain from this lemma is in (13): the supremum of  $V_p$  on the unviability kernel can be made arbitrarily low by increasing the penalty. Therefore, there exists a threshold penalty above which the value function is safe:

**Theorem 2.** *There exists  $p^* \in \mathbb{R}^+$  such that, for all  $p > p^*$ , the penalized value function  $V_p$  is safe, with:*

$$p^* = \left[ R_{\mathcal{X}_U} \cdot \tau - \inf_{\mathcal{X}_V} V \right] \cdot e^{\frac{T_f}{\tau}} - R_{\mathcal{X}_U} \cdot \tau, \quad \text{if } \mathbb{T} = \mathbb{R}^+, \quad (17a)$$

$$p^* = \left[ R_{\mathcal{X}_U} \cdot \frac{1 - \gamma^{T_f+1}}{1 - \gamma} + \frac{R_{\mathcal{Q}_U} - R_{\mathcal{Q}_V}}{\gamma} - \inf_{\mathcal{X}_V} V \right] \cdot \frac{1}{\gamma^{T_f}}, \quad \text{if } \mathbb{T} = \mathbb{N}. \quad (17b)$$

*Proof.* This is an immediate consequence of Lemma 2. Indeed, with the value of  $p^*$  given in (17), the upper bound (13) ensures that (11) holds.  $\square$

As the penalty  $p$  increases, the penalized objective  $V_p$  decreases. When the constrained problem is feasible (i.e., on  $\mathcal{X}_V$ ),  $V_p$  is lower bounded and coincides with  $V$  after  $p$  passes  $p^*$ . When it is infeasible,  $V_p$  goes to  $-\infty$ .

Finally, we can answer Problem 1 and describe how penalized and constrained problems relate to each other. For penalties  $p > p^*$ , the two problems are equivalent. In a nutshell, the shown technical results yield theoretical justification for penalizing failures based on the following arguments:

- (i) The critical threshold  $p^*$  is finite;
- (ii) All maximizers of  $(\mathcal{P})$  for  $p > p^*$  are safe;
- (iii) All maximizers of  $(\mathcal{P})$  for  $p > p^*$  are optimal for the constrained problem  $(\mathcal{C})$ ;
- (iv) The critical threshold  $p^*$  explicitly depends on the maximum time to failure, reward function, and discount rate.

In practice, (iv) is critical for scaling the penalty. For example, the ratio  $\frac{T_f}{\tau}$  measures how the time-scale of failure compares to the agent's inner time horizon. Due to the exponential dependency, the required penalties can be extremely large if the agent is short-sighted, i.e.,  $\tau$  is much smaller than  $T_f$ .

**Remark 2** (Duality interpretation). *The penalized problem is a Lagrangian relaxation of the constrained problem: controllers can violate the constraint  $u \in \mathcal{U}_{\text{safe}}$  by incurring a penalty. Strong duality implies that there exists a penalty that yields one controller that solves both problems. What we show (cf. Theorem 2) is stronger than strong duality. For all penalties  $p > p^*$ , all solutions of the penalized problem solve the constrained problem. In practice, RL algorithms are agnostic to safety and find any controller optimal for the given value function. It is therefore critical to ensure that all solutions are safe to ensure safety of the RL outcome.*

## V. CONNECTIONS TO OTHER SAFETY APPROACHES

As discussed in the related work section (cf. Section I-A), safety and optimality are usually considered separately. Safe value functions merge both objectives in a single concept. We are nonetheless able to recover safety-related objects from safe value functions independently. In particular, we make explicit connections to Hamilton-Jacobi (HJ) reachability, control barrier functions (CBFs), and constrained Markov decision processes (CMDPs).

### A. The Viability Kernel as a Level Set

A common approach to safety is to constrain the system within a known safe set: a set of states which can be made positive invariant through control. The viability kernel is the largest safe set, and can be recovered from safe value functions by simple thresholding:

**Proposition 1** (Thresholding). *Assume  $V_p$  is a safe value function. Let  $\alpha_{\text{inf}}$  and  $\alpha_{\text{sup}}$  be the left-hand side and right-hand side of (11), respectively, for the corresponding  $\mathbb{T}$ . For*

all  $\alpha \in (\alpha_{\text{inf}}, \alpha_{\text{sup}}]$ , we have:

$$\mathcal{X}_V = \{x, V_p(x) \geq \alpha\}, \quad \text{if } \mathbb{T} = \mathbb{R}^+, \quad (18a)$$

$$\mathcal{X}_V = \{x, \exists u \in \mathcal{Q}_V[x], r(x, u) + \gamma V_p(x) \geq \alpha\}, \quad \text{if } \mathbb{T} = \mathbb{N}, \quad (18b)$$

where  $\mathcal{Q}_V[x] \subset \mathcal{U}$  is the slice of  $\mathcal{Q}_V$  in state  $x$  and  $\mathcal{Q}_V$  is defined in Definition 3.

*Proof.* This is an immediate consequence of (11).  $\square$

**Remark 3** (Simple threshold in discrete time). *The simple expression of  $\mathcal{X}_V$  of (18a) also holds in discrete time with further assumptions on the value function. Assume that:*

$$\inf_{\mathcal{X}_V} V > \sup_{\mathcal{X}_V} V_p. \quad (19)$$

Then, Equation (18a) holds for discrete time as well with the same values of  $\alpha_{\text{inf}}$  and  $\alpha_{\text{sup}}$  as for continuous time. Note that if  $V_p$  is made safe by penalizing failure, then (19) can always be enforced by further increasing  $p$ . A sufficient lower value of  $p$  for this to hold can be derived by combining the expression of  $p^*$  (17) and (13) from Lemma 2.

Expressing safe sets as level sets is at the heart of HJ reachability analysis and CBFs. We now explore the connections they share with safe value functions.

**1) Hamilton-Jacobi Reachability:** The goal of HJ reachability is to find the set of states from where the system can be robustly driven into a target set, which is called the *backreachable tube* of the target set [7]. The main method is to cast this as an optimal control problem and find a value function defined as in Equation (5), where the reward is the signed distance to the target set, and is not discounted (i.e.,  $\tau = \infty$ ). This value function satisfies, in a broad sense, the Hamilton-Jacobi-Bellman partial differential equation (HJB PDE), which is a local version of the dynamic programming identity (see Equation (6)). Once this value function is known, the backreachable tube can be recovered as a simple level set thanks to the special structure of the reward. It can then be used to solve a classic optimal control problem with safety guarantees, for instance, by applying a backup controller when the system is about to exit the safe set [8].

Safe value functions are an extension of this framework. Theorem 2 and Proposition 1 imply that a much weaker structure in the reward is sufficient in order to recover the viability kernel, which is the complement of the backreachable tube of the failure set. Indeed, any reward that results in a safe value function enjoys these guarantees. As a matter of fact, any bounded reward can be modified so the resulting value function is safe, and the optimal safe values are unaffected by how the reward is specified on failure or unviable states. It is thus possible to merge safety and optimality in the same optimal control problem, without affecting the optimal safe behavior, or losing the safe set interpretation of values. The value function is then more than a safety certificate.

A major challenge in HJ reachability is to solve the HJB PDE, which typically requires accurate knowledge of the dynamics and extensive computational resources. A recent

promising approach is to approximate the solution with a discounted reinforcement learning problem, and to take the limit of the value functions as the discount factor  $\gamma$  is annealed to one [17]. The main interest of this approach is to solve for safety with standard data-based tools of optimal control, which is in the same spirit as safe value functions. However, the thorough analysis of Theorem 2 shows that it is not necessary to anneal this discount factor to obtain a safe value function, which further eases the learning problem. In fact, the discount factor plays a key role in connecting the penalty, rewards, and other problem parameters, which we will expand on in Section VI.

**2) Control Barrier Functions:** To connect safe value functions to CBFs, we limit the problem setting to continuous time,  $\mathbb{T} = \mathbb{R}^+$ , and consider zeroing CBFs. For details, including other formulations of CBFs, we recommend the review by Ames, Xu, Grizzle, *et al.* [37].

In a nutshell, a CBF of a closed set  $\mathcal{C} \subset \mathcal{X}$  is a continuously differentiable function  $h : \mathcal{D} \rightarrow \mathbb{R}$ , with  $\mathcal{C} \subseteq \mathcal{D}$ , such that  $\mathcal{C}$  is the 0-superlevel set of  $h$ . Additionally,  $h$  must satisfy the following two properties: it increases along trajectories in  $\mathcal{D} \setminus \mathcal{C}$ , and can *locally increase* at the boundary of  $\mathcal{C}$ . This means that for every state at the boundary of  $\mathcal{C}$ , there exists a control input that makes the derivative of  $h$  along the trajectory nonnegative at this point. For brevity, we will not introduce a formal definition of CBFs and refer to [37, Definition 3]. The following proposition connects safe value functions to CBFs:

**Proposition 2.** *Let  $V_p$  be a safe value function. Assume that  $V_p|_{\mathcal{X}_V}$  is continuously differentiable and  $\mathcal{X}_V$  is compact. Then, for all  $\alpha \in (\alpha_{\text{inf}}, \alpha_{\text{sup}}]$ , the function  $h = V_p|_{\mathcal{X}_V} - \alpha$  is a control barrier function of  $\mathcal{X}_V$ .*

Here,  $\alpha_{\text{inf}}$  and  $\alpha_{\text{sup}}$  are defined in Proposition 1. This result is a direct extension of the one presented in [11] for value functions coming from HJ reachability analysis.

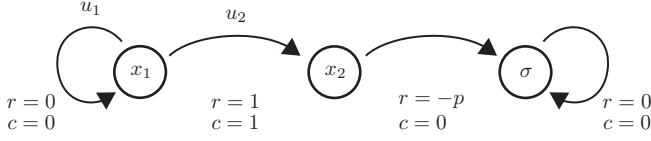
*Proof.* The fact that  $\mathcal{X}_V$  is the 0-superlevel set of  $h$  is immediate from Proposition 1. Now, we use [37, Proposition 3], which states that a differentiable indicator function of a compact set is a barrier function of this set, if the set is forward invariant under autonomous dynamics. To use this result, we close the feedback loop in the dynamics with any safe controller  $u \in \mathcal{U}_{\text{safe}}$ . Therefore,  $\mathcal{X}_V$  is forward invariant under the resulting dynamics, and it follows from [37, Proposition 3] that  $h(\cdot, u(\cdot))$  is a barrier function of  $\mathcal{X}_V$ . Therefore,  $h$  is a CBF of  $\mathcal{X}_V$ .  $\square$

The smoothness of value functions usually requires strong assumptions on the dynamics. When these are given, a CBF for the largest safe set can be derived from a safe value function.

## B. Constrained Markov Decision Processes

There is a more general set of problems modeled as CMDPs, which deal with maximizing a return while concurrently constraining a running cost under a given threshold [29]. We can model our definition of safety as a CMDP by considering the running cost as  $\rho$ , and the threshold as 0: we refer to this as a 0-risk constraint.

It can be tempting to make the extension to probabilistic safety by allowing a non-zero threshold, sometimes referred to as a *bounded-risk* CMDP [21]. We will now demonstrate, however, that a bounded-risk CMDP models a fundamentally different interpretation of ‘safety’, and cannot be solved with failure penalization.



**Fig. 1:** The failure set is  $\mathcal{X}_F = \{x_2\}$ , and the viability kernel  $\mathcal{X}_V = \{x_1\}$ . The system is initialized in  $x_1$ . Two control inputs are available:  $u_1$ , which keeps the system in  $x_1$ , and  $u_2$ , which transitions it to  $x_2$  first and then the sink state  $\sigma$  (in accordance with Remark 1). The reward and cost are both 0 for  $u_1$ , and 1 for  $u_2$ . The transition to the sink state  $\sigma$  is penalized with penalty  $p \in \mathbb{R}^+$ , which is equivalent to a reward of  $-p$ . Here, the maximum time-to-failure is  $T_f = 0$ , since the agent immediately lands in  $\mathcal{X}_F$  after leaving  $\mathcal{X}_V$ .

**1) A Simple Counterexample:** We consider the MDP presented in Figure 1 with  $p = 0$ . We wish to solve the following bounded-risk CMDP:

$$\begin{aligned} \operatorname{argmax}_u \quad & \mathbb{E}[G(x_1, u)], \\ \text{s.t.} \quad & \mathbb{E}[\rho(x_1, u)] \leq \bar{\rho}, \end{aligned} \quad (20)$$

where the controller  $u$  is allowed to be stochastic, thus requiring expected values. For this example, we choose  $\gamma = 0.1$  and  $\bar{\rho} = 0.01$ . This problem boils down to finding the optimal probability  $\theta^*$  that should be assigned to the control input  $u_2$ :

$$\begin{aligned} \operatorname{argmax}_{\theta \in [0,1]} \quad & \gamma \cdot \theta, \\ \text{s.t.} \quad & \gamma \cdot \theta \leq \bar{\rho}, \end{aligned} \quad (21)$$

whose solution is  $\theta^* = 0.1$ . Now, consider the penalized problem instead, for  $p \in \mathbb{R}^+$ :

$$\operatorname{argmax}_{\theta \in [0,1]} \quad \theta \cdot (1 - \gamma \cdot p). \quad (22)$$

It is clear that  $\theta^*$  can only be a solution of (22) for  $p = p^* = 10$ . But then, *any* value  $\theta \in [0, 1]$  is also a solution; the value  $V_p(x_1)$  does not depend on the choice of  $\theta$ . Yet, this choice is critical for both constraint satisfaction and optimality in (20). The optimal safe solution  $\theta^*$  is therefore not the only optimal solution of the penalized problem, and the other solutions are either unfeasible or suboptimal for (20). For this reason, we conclude that penalizing failures does not solve the bounded risk problem (20)

This simple example illustrates the general results on CMDPs presented in [29]. In a nutshell, optimal controllers in the CMDP setting are stochastic general, and therefore cannot be derived from a value function. Because of this fundamental difference, it is hopeless to try to reformulate an arbitrary CMDP into an unconstrained MDP.

**2) An Unconstrained MDP in the Viability Kernel:** The above analysis stresses the special and beneficial properties of the 0-risk problem (C). It is fundamentally different from general CMDPs. In a nutshell, the 0-risk problem reduces to an unconstrained MDP inside of  $\mathcal{X}_V$ .

The constraint in (C) exhibits a very specific property compared to other bounded-risk constraints, in that it can be directly translated as a *constraint on trajectories*. Namely, trajectories should be confined in the viability kernel  $\mathcal{X}_V$ . Therefore, the constrained problem (C) can be reformulated as an unconstrained problem with state space  $\mathcal{X}_V$  and state-dependent control space  $\mathcal{U}(x) = \mathcal{Q}_V[x]$ . This interpretation makes very clear why penalization is effective in this case: high enough penalties give low enough values to states in  $\mathcal{X}_U$ , such that optimal controllers are deterministic and stay in  $\mathcal{X}_V$ .

## VI. SAFE VALUE FUNCTIONS AND DESIGNING REWARD FUNCTIONS

The structure revealed in Equations (11) and (17) provide important guidelines not just for choosing  $p^*$  and  $\alpha$ , but for the general problem of designing a reward function.

### A. Numerical Example

To illustrate value functions, we use a simple two dimensional system for which we can numerically compute and visualize both the viability kernel and value functions. The system dynamics are

$$\begin{aligned} \dot{x}_1 &= x_2 \\ \dot{x}_2 &= -\frac{g}{x_1^2} + \omega^2 x_1 + u \end{aligned}$$

with state  $x = [x_1, x_2] \in [0, 16] \times [-5, 7]$ , control input  $u \in [-1, 1]$ , and system parameters  $g = 10$  and  $\omega = 0.1$ . The dynamics can be loosely interpreted as a satellite orbiting at constant angular velocity  $\omega$ , with  $\frac{g}{x_1^2}$  the gravitational force,  $\omega^2 x_1$  the centripetal force, and  $u$  a radial thruster. In order to keep the computation time of value functions low, we discretize the system in space with a  $401 \times 301$  grid over the states, and discretize in time by applying the control input  $u$  with a zero-order-hold for a period of 1 second, and integrating the continuous time dynamics. This allows us to explore different combinations of penalties, rewards, and discount factors, and easily visualize the results.

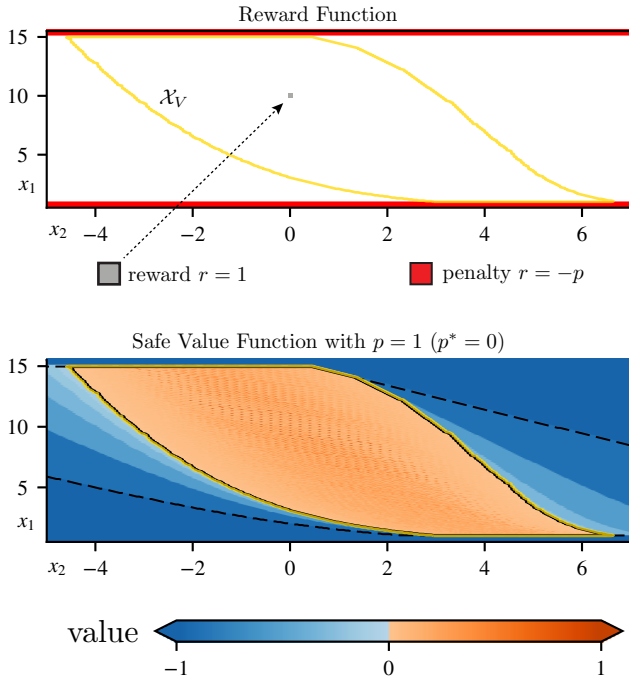
The failure set is  $\mathcal{X}_F = \{x : x_1 \leq 1 \text{ or } x_1 \geq 15\}$ , representing the satellite crashing into the planet surface, or moving beyond radio communication range. All value functions in the following are computed by brute force using standard value iteration [38, Chapter 7.3], with a discount factor  $\tau = 0.6$ , and  $p^*$  is rounded off to integer values.

### B. Success and Failure are Conceptually Independent

Intuition tells us that success implies avoiding failure, yet avoiding failure does not imply success. This intuition becomes clear when a task is translated into a parsimonious reward function. Arguably, the most parsimonious reward describing a task is to simply assign a positive reward for states

associated with task-success, and zero reward everywhere else. The definition of a failure set implies that task success should only involve states inside the viability kernel  $\mathcal{X}_V$ ; the value function for such a reward function is naturally zero outside  $\mathcal{X}_V$ , and at least zero inside. In fact, the value inside  $\mathcal{X}_V$  is zero only for states from which the task cannot be successfully completed. We thus see that task success and failure are separate concepts: although the value function (and optimal controller) of a parsimonious reward is automatically safe whenever the task can be successfully completed, it does not enforce the strict inequality condition in (11). At the same time, the penalty has no effect on values in  $\mathcal{X}_V$ , and the value function is made safe by any penalty greater than zero.

Consider as desired task for our satellite model to reach the equilibrium point at  $x = [10, 0]$ . A parsimonious reward function is to return one at equilibrium, and zero everywhere else. A safe value function for the parsimonious reward function, with penalty  $p = 1$  assigned to the failure set  $\mathcal{X}_F = \{x : x_1 \leq 1 \text{ or } x_1 \geq 15\}$ , is shown in Fig. 2. Note that

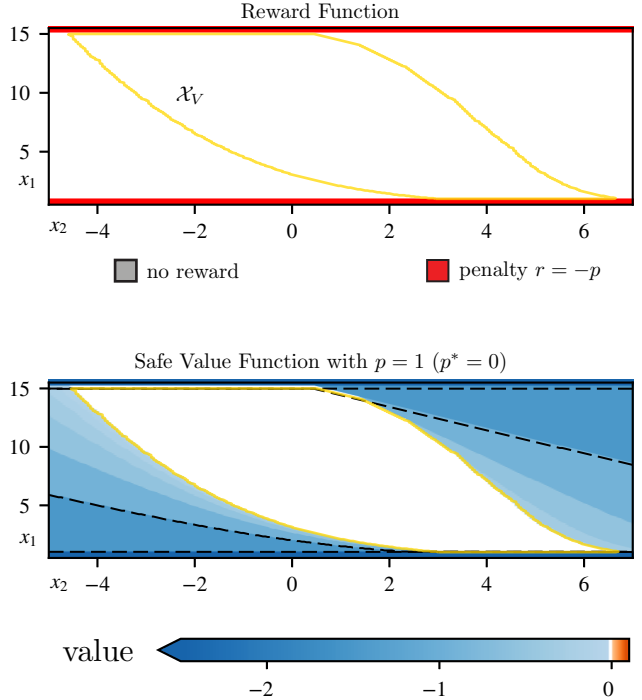


**Fig. 2:** A parsimonious reward function and penalty (top), and the resulting safe value function (bottom). The boundary of the viability kernel is outlined in yellow. In this setting, the positive reward is only propagated to its backreachable set, which in this case is the entire viability kernel  $\mathcal{X}_V$ . Conversely, the negative penalty is only propagated along trajectories that cannot avoid failure; that is, to the complement of  $\mathcal{X}_V$ . As such, any positive penalty will ensure a safe value function.

for this system, a penalty is not strictly necessary to enforce safety, since the equilibrium point can be reached from any state  $x \in \mathcal{X}_V$ .

1) *Recovering the Viability Kernel:* The independence of success and failure suggests that we can consider safety independently from any specific task, and it turns out this

property provides the simplest parameters for recovering the viability kernel. The degenerate reward function  $r(x, u) = 0$  does not even require even estimates of  $\mathcal{X}_V$  to design. It can be immediately seen in Equation (17) that all terms in  $p^*$  go to zero, and any non-zero penalty will induce a safe value function. We see from the RHS of Equation (11) that  $\alpha_{\text{sup}}$  is also zero, and thus  $\mathcal{X}_V$  can be recovered by thresholding  $V_p$  with  $\alpha = 0$ , as shown in Fig. 3.



**Fig. 3:** A degenerate reward function and penalty (top), and the resulting safe value function (bottom). This setting essentially only considers safety, with no notion of task-related optimality. The resulting safe value function is strictly negative outside  $\mathcal{X}_V$  for any positive value of  $p$ , and the viability kernel  $\mathcal{X}_V$  can be easily recovered with the threshold  $\alpha = 0$ . This setting allows the viability kernel to be recovered with a trivial choice of problem parameters.

### C. Designing Reward Functions

Parsimonious reward functions are rarely used in practice: they typically provide only sparse reward information, and it may not be known how to describe task success mathematically. It is thus common to design a surrogate reward function that is denser, or has a smooth structure that is more amenable to optimization. This practice is often called reward shaping. It is when this surrogate reward function is poorly specified that penalties become critical.

We distinguish three categories of modifications, based on whether the reward is positive or negative, and if it lies inside or outside  $\mathcal{X}_V$ , and examine their effect on  $p^*$  and  $\alpha$ . Although  $\mathcal{X}_V$  is typically unknown *a priori*, over- and under-approximations are often known from domain knowledge, and for certain classes of systems they can be estimated [39], [40].



1) *Benign Rewards*: As can be expected, adding positive rewards to states in  $\mathcal{X}_V$ , and/or negative rewards in  $\mathcal{X} \setminus \mathcal{X}_V$ , does not increase  $p^*$ , and in fact, can potentially decrease it. Such modifications can only increase the RHS and decrease the left-hand side (LHS) of Equation (11), and thus relaxes the condition for safe value functions.

If only benign rewards are used to describe a task, the resulting value function may no longer be optimal compared to a parsimonious reward function, but it remains safe and easy to specify: we have  $p^* = 0$  and  $\alpha = 0$ . When combined with other types of rewards, benign rewards reduce  $p^*$ .

2) *Positive Rewards Outside  $\mathcal{X}_V$* : Assigning positive rewards outside  $\mathcal{X}_V$  can increase  $R_{Q_U}$ , which we see in Equation (17) increases the minimum penalty  $p^*$ . We illustrate this effect with a surrogate reward function that encourages the satellite to remain within a threshold of the equilibrium position, without considering its velocity (Fig. 4 top):

$$r(x, u) = \begin{cases} 1 & \text{if } |x_1 - 10| \leq 1 \\ 0 & \text{otherwise.} \end{cases} \quad (23)$$

Although the peak of the value function remains centered around the equilibrium point, a relatively high penalty of  $p = 111$  is needed to recover a safe value function (Fig. 4 bottom).

Positive rewards outside  $\mathcal{X}_V$  can also increase the LHS of Equation (11), and consequently  $\alpha_{\text{inf}}$  in Equation (18), making the choice of a thresholding value  $\alpha$  more difficult. Nonetheless, if only positive rewards are used,  $\alpha_{\text{sup}}$  must be non-negative. There is then always a  $p > p^*$  such that the threshold  $\alpha = 0$  recovers the viability kernel from a safe value function.

3) *Negative Rewards inside  $\mathcal{X}_V$* : Assigning negative rewards inside  $\mathcal{X}_V$  can decrease  $\inf_{\mathcal{X}_V} V$  and  $R_{Q_V}$ , which again leads to a higher minimum penalty  $p^*$ . We illustrate this effect with a surrogate reward function that discourages the satellite from high velocities, without considering its position, together with a quadratic cost on the control input (Fig. 5 top):

$$r(x, u) = \begin{cases} -1 - u^2 & \text{if } |x_2| \geq 2 \\ -u^2 & \text{otherwise.} \end{cases} \quad (24)$$

Again, the peak of the value function remains centered correctly; however, there are regions of the viability kernel  $\mathcal{X}_V$  that have a lower value than regions outside, until the penalty is increased to at least  $p = 136$  (Fig. 5 bottom).

Furthermore, negative rewards can influence both the RHS and LHS of (11), making it substantially more difficult to choose a thresholding value  $\alpha$ .

#### D. Discount Factor

The discount factor plays a crucial role in the choice of the penalty. When the maximum time to failure  $T_f$  is long, a discount factor closer to one propagates the penalty signal back up a failed trajectory more easily. However, the choice of the discount factor is also a crucial step in designing the reward function, and the ideal discount factor for the reward may be very different. Unfortunately, this can lead to requiring a huge penalty due to the exponential dependency  $p^* \propto e^{-\frac{T_f}{\tau}}$ .

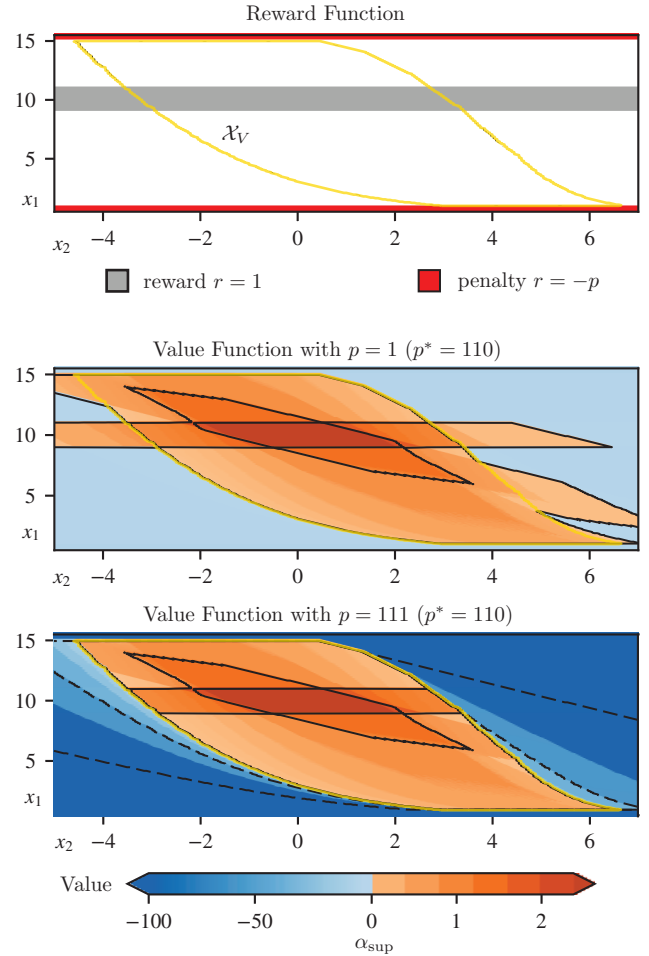
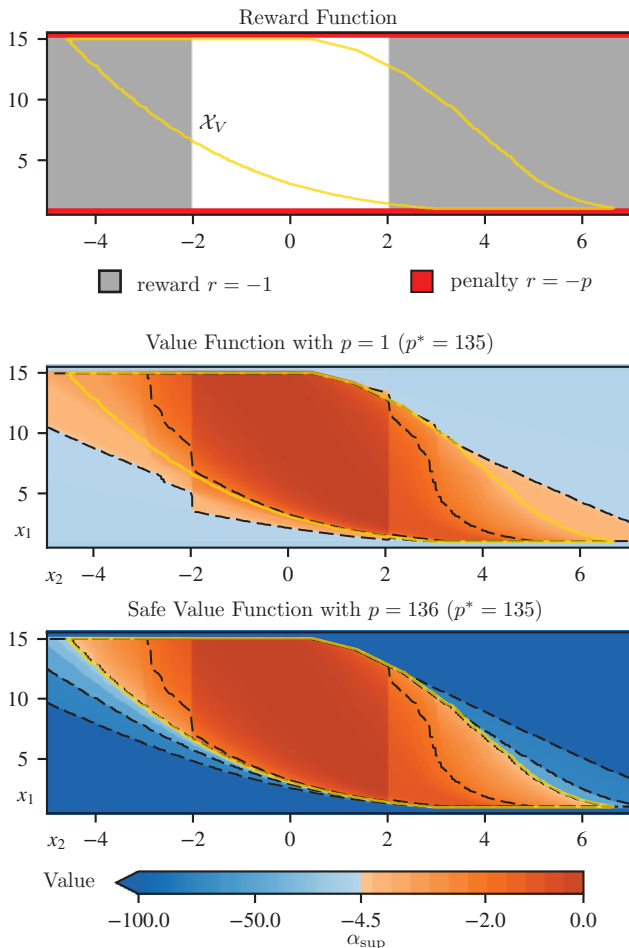


Fig. 4: A positive reward function and penalty (top), an insufficiently penalized value function (middle), and a safe value function (bottom). If a reward function assigns positive rewards outside  $\mathcal{X}_V$  (top), a larger penalty is required to recover a safe value function: with the relatively small penalty of  $p = 1$ , large portions of  $\mathcal{X} \setminus \mathcal{X}_V$  are already marked with a low value; however, there are also regions that still have a higher value than inside  $\mathcal{X}_V$ . It is only with a penalty of  $p = 111$ , two orders of magnitude greater than the reward, that we recover a value function that is safe everywhere. We also see that, if only positive rewards are used, the viability kernel can still be recovered with a simple threshold at  $\alpha = 0$ .

The formula (17) is an upper-bound for  $p^*$ , since it compares the best case in all of  $\mathcal{X} \setminus \mathcal{X}_V$  to the worst case in all of  $\mathcal{X}_V$ , which may not be directly linked. Nonetheless, the exponential dependency remains, as we verify by numerically computing  $p^*$  for reward function constructed out of the sum of Equations (23) and (23), shown in Fig. 6.

A long  $T_f$  essentially indicates that there exist controllers that can delay an inevitable failure. While it may seem unintuitive that the existence of such controllers increases the relative gravity of failure, it adds a new interpretation to the benefit of ‘failing fast’. We may conclude that if there are two causally related failure states, it is advantageous to penalize the one that occurs first.

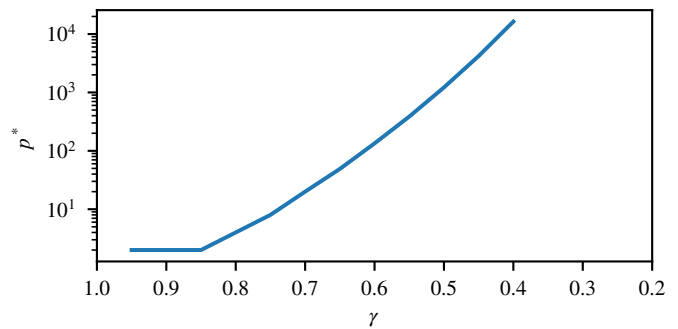


**Fig. 5:** A negative reward function and penalty (top), an insufficiently penalized value function (middle), and a safe value function (bottom). Note, the quadratic cost on  $u$  is not visualized. If negative rewards are assigned inside  $\mathcal{X}_V$ , it becomes more difficult to choose not only the penalty  $p$ , but also the threshold  $\alpha$ . We see in the safe value function that a choice of  $\alpha = 0$  does not recover the viability kernel, but rather a conservative subset. Note that we do not provide guarantees that this subset can be made positive invariant.

## VII. DISCUSSION AND OUTLOOK

We have identified the necessary structure of a safe value function: a value function that is both optimal with respect to a given task, and safely avoids a given failure set. Furthermore, we have shown this structure can always be enforced for any problem by simply shaping the reward function with any sufficiently large penalty on the failure set. We show how the upper-bound for the minimum penalty depends on the reward, the discount rate, and the system dynamics, and provide an explicit formula (cf. (17)) to compute it. Although the inputs to this formula are often difficult to obtain in practice, we find that they provide insight into the problem, and discuss several theory-backed heuristics for designing an appropriate reward function.

The new notion of safe value function directly generalizes existing approaches that view safety separately from opti-



**Fig. 6:** The critical penalty  $p^*$ , numerically computed for a range of discount factors  $\gamma$ . As predicted,  $p^*$  has an exponential dependency on  $\gamma$ . This dependency is not surprising since the penalty is essentially a sparse signal that needs to be propagated back up potentially long trajectories. The fact that the ideal discount factor for learning the task and for avoiding failure may differ makes this a critical design choice.

mality, such as Hamilton-Jacobi reachability. Since important objects like the viability kernel can easily be recovered, safe value functions do not lose the advantages of considering safety constraints as separate objects. We have also shown that penalizing failure is not suited to deal with general bounded risk constraints. This result suggests that it is neither necessary nor easier to resort to more elaborate definitions of safety when the dynamics has controllable invariant sets.

We have restricted our attention to deterministic dynamics. Many practical applications take into account uncertainty in the model in the form of process noise or exogenous disturbances. We expect our results to extend to this setting by considering the notion of *invariance kernel* [3, Definition 2.9.2], sometimes called the discriminating kernel [8], which is a robust extension of the viability kernel. However, when this discriminating kernel is empty, the definition of safety is not suited to describe the system, and one should consider an alternative such as bounded risk constraints. In this case, we expect that penalizing failures actually harms the optimality of penalized-optimal controllers.

Our long-term goal is to learn provably safe optimal controllers for the constrained problem. In practice, value functions and controllers are parameterized to allow for efficient representations in high dimensions, e.g., with deep neural networks. The previous analysis breaks down in this case, as the optimal dynamic programming identity is no longer satisfied. The question of whether a finite penalty ensures safety and constrained-optimality of penalized-optimal, parameterized controllers then remains an important open question. Since values inside and outside the viability kernel are no longer independent, we also expect that failure penalization harms optimality.

## REFERENCES

- [1] L. Hewing, K. P. Wabersich, M. Menner, and M. N. Zeilinger, “Learning-based model predictive control: Toward safe learning in control,” *Annual Review of Control, Robotics, and Autonomous Systems*, 2020.

- [2] J. Garcia and F. Fernández, “A comprehensive survey on safe reinforcement learning,” *Journal of Machine Learning Research*, 2015.
- [3] J.-P. Aubin, A. M. Bayen, and P. Saint-Pierre, *Viability theory: new directions*. Springer Science & Business Media, 2011.
- [4] P. Holmes, S. Kousik, B. Zhang, D. Raz, C. Barbalata, J. Matthew Roberson, and R. Vasudevan, “Reachable Sets for Safe, Real-Time Manipulator Trajectory Design,” in *Proceedings of Robotics: Science and Systems*, 2020.
- [5] J. Shih, F. Meier, and A. Rai, “A framework for online updates to safe sets for uncertain dynamics,” in *2020 IEEE/RSJ International Conference on Intelligent Robots and Systems (IROS)*, 2020.
- [6] J. Nubert, J. Köhler, V. Berenz, F. Allgöwer, and S. Trimpe, “Safe and fast tracking on a robot manipulator: Robust mpc and neural network control,” *IEEE Robotics and Automation Letters*, 2020.
- [7] S. Bansal, M. Chen, S. Herbert, and C. J. Tomlin, “Hamilton-jacobi reachability: A brief overview and recent advances,” in *IEEE Conference on Decision and Control (CDC)*, 2017.
- [8] J. F. Fisac, A. K. Akametalu, M. N. Zeilinger, S. Kaynama, J. Gillula, and C. J. Tomlin, “A general safety framework for learning-based control in uncertain robotic systems,” *IEEE Transactions on Automatic Control*, 2018.
- [9] A. K. Akametalu, J. F. Fisac, J. H. Gillula, S. Kaynama, M. N. Zeilinger, and C. J. Tomlin, “Reachability-based safe learning with Gaussian processes,” in *53rd IEEE Conference on Decision and Control*, IEEE, 2014.
- [10] A. D. Ames, S. Coogan, M. Egerstedt, G. Notomista, K. Sreenath, and P. Tabuada, “Control barrier functions: Theory and applications,” in *IEEE European Control Conference (ECC)*, 2019.
- [11] J. J. Choi, D. Lee, K. Sreenath, C. J. Tomlin, and S. L. Herbert, “Robust control barrier-value functions for safety-critical control,” *arXiv preprint arXiv:2104.02808*, 2021.
- [12] M. Chen and C. J. Tomlin, “Hamilton–Jacobi Reachability: Some Recent Theoretical Advances and Applications in Unmanned Airspace Management,” *Annual Review of Control, Robotics, and Autonomous Systems*, 2018.
- [13] S. Herbert, J. J. Choi, S. Sanjeev, M. Gibson, K. Sreenath, and C. J. Tomlin, “Scalable Learning of Safety Guarantees for Autonomous Systems using Hamilton-Jacobi Reachability,” *arXiv preprint arXiv:2101.05916*, 2021.
- [14] N. M. Boffi, S. Tu, N. Matni, J.-J. E. Slotine, and V. Sindhvani, “Learning stability certificates from data,” in *Conference on Robot Learning (CoRL)*, PMLR, 2020.
- [15] A. Robey, H. Hu, L. Lindemann, H. Zhang, D. V. Dimarogonas, S. Tu, and N. Matni, “Learning control barrier functions from expert demonstrations,” in *IEEE Conference on Decision and Control (CDC)*, 2020.
- [16] S. Heim, A. Rohr, S. Trimpe, and A. Badri-Spröwitz, “A learnable safety measure,” in *Conference on Robot Learning (CoRL)*, PMLR, 2019.
- [17] J. F. Fisac, N. F. Lugovoy, V. Rubies-Royo, S. Ghosh, and C. J. Tomlin, “Bridging hamilton-jacobi safety analysis and reinforcement learning,” in *2019 International Conference on Robotics and Automation (ICRA)*, 2019.
- [18] P.-F. Massiani, S. Heim, and S. Trimpe, “On exploration requirements for learning safety constraints,” *Learning for Dynamics and Control (LADC)*, p. 12, 2021.
- [19] M. Turchetta, F. Berkenkamp, and A. Krause, “Safe exploration for interactive machine learning,” in *Advances in Neural Information Processing Systems (NeurIPS)*, 2019.
- [20] P. Geibel, “Reinforcement Learning with Bounded Risk,” in *In Proceedings of the Eighteenth International Conference on Machine Learning*, 2001.
- [21] P. Geibel and F. Wyszotzki, “Risk-Sensitive Reinforcement Learning Applied to Control under Constraints,” *Journal of Artificial Intelligence Research*, 2005.
- [22] A. Ray, J. Achiam, and D. Amodei, “Benchmarking Safe Exploration in Deep Reinforcement Learning,” p. 25, 2019.
- [23] S. Paternain, M. Calvo-Fullana, L. F. Chamon, and A. Ribeiro, “Safe policies for reinforcement learning via primal-dual methods,” *arXiv preprint arXiv:1911.09101*, 2019.
- [24] A. Meduri, M. Khadiv, and L. Righetti, “Deepq stepper: A framework for reactive dynamic walking on uneven terrain,” *arXiv preprint arXiv:2010.14834*, 2020.
- [25] N. Funk, D. Baumann, V. Berenz, and S. Trimpe, “Learning event-triggered control from data through joint optimization,” *IFAC Journal of Systems and Control*, 2021.
- [26] A. Rai, R. Antonova, S. Song, W. Martin, H. Geyer, and C. Atkeson, “Bayesian optimization using domain knowledge on the atrias biped,” in *2018 IEEE International Conference on Robotics and Automation (ICRA)*, 2018.
- [27] M. H. Yeganegi, M. Khadiv, S. A. A. Moosavian, J.-J. Zhu, A. Del Prete, and L. Righetti, “Robust humanoid locomotion using trajectory optimization and sample-efficient learning,” in *IEEE-RAS 19th International Conference on Humanoid Robots (Humanoids)*, 2019.
- [28] A. Marco, D. Baumann, M. Khadiv, P. Hennig, L. Righetti, and S. Trimpe, “Robot learning with crash constraints,” *IEEE Robotics and Automation Letters*, 2021.
- [29] E. Altman, *Constrained Markov Decision Processes*. CRC Press, 1999.
- [30] L. Zheng and L. J. Ratliff, “Constrained Upper Confidence Reinforcement Learning with Known Dynamics,” *International Conference on Robotics and Automation*, 2020.
- [31] J. Achiam, D. Held, A. Tamar, and P. Abbeel, “Constrained policy optimization,” in *International Conference on Machine Learning*, PMLR, 2017.

- [32] T. M. Moldovan and P. Abbeel, “Safe exploration in markov decision processes,” *arXiv preprint arXiv:1205.4810*, 2012.
- [33] P.-F. Hsieh and Y. Sibuya, *Basic theory of ordinary differential equations*. Springer Science & Business Media, 2012.
- [34] R. S. Sutton and A. G. Barto, *Reinforcement learning: An introduction*. MIT press, 2018.
- [35] W. H. Fleming and H. M. Soner, *Controlled Markov processes and viscosity solutions*, 2nd ed. Springer, 2006.
- [36] S. Heim and A. Spröwitz, “Beyond basins of attraction: Quantifying robustness of natural dynamics,” *IEEE Transactions on Robotics*, 2019.
- [37] A. D. Ames, X. Xu, J. W. Grizzle, and P. Tabuada, “Control Barrier Function Based Quadratic Programs for Safety Critical Systems,” *IEEE Transactions on Automatic Control*, vol. 62, 2017.
- [38] D. P. Bertsekas, *Dynamic Programming and Optimal Control: Vol. 1, Third Edition*. Athena Scientific Belmont, 2005.
- [39] M. Korda, “Computing controlled invariant sets from data using convex optimization,” *SIAM Journal on Control and Optimization*, 2020.
- [40] I. R. Manchester, M. M. Tobenkin, M. Levashov, and R. Tedrake, “Regions of attraction for hybrid limit cycles of walking robots,” *IFAC Proceedings Volumes*, 2011.



machine learning.

**Friedrich Solowjow** received B. Sc. degrees in Mathematics and Economics from the University of Bonn in 2014 and 2015, respectively, and a M. Sc. degree in Mathematics also from the University of Bonn in 2017. He is currently a Ph. D. student in the Intelligent Control Systems Group at the Max Planck Institute for Intelligent Systems, Stuttgart, Germany and a member of the International Max Planck Research School for Intelligent Systems. His main research interests are in systems and control theory and



**Pierre-François Massiani** received M. Sc. degrees in Science and Executive Engineering from Mines ParisTech, and in Computer Science from PSL University, both in 2020. He is currently a Ph. D. student at the Institute for Data Science in Mechanical Engineering, Aachen, Germany. His current research interest involve dynamical systems, control theory, and machine learning.



**Steve Heim** received the B.Sc. degree in mechanical engineering and M.Sc. in robotics, systems and control from ETH Zurich, Switzerland, in 2012 and 2015, and after a two-year stay at the Ishiguro lab at Tohoku University, received the Ph. D. degree (Dr. rer. nat.) from the University of Tübingen through the International Max Planck Research School for Intelligent Systems in 2020. During the pandemic, he was a postdoctoral researcher with the Intelligent Control Systems Group, and is currently waiting for a visa

to move to the US. His research interests include nonlinear dynamics, control, and learning, particularly in relation to how animals move.



**Sebastian Trimpe** (M'12) received the B. Sc. degree in general engineering science and the M. Sc. degree (Dipl.-Ing.) in electrical engineering from Hamburg University of Technology, Hamburg, Germany, in 2005 and 2007, respectively, and the Ph. D. degree (Dr. sc.) in mechanical engineering from ETH Zurich, Zurich, Switzerland, in 2013. Since 2020, he is a full professor at RWTH Aachen University, Germany, where he heads the Institute for Data Science in Mechanical Engineering. Before, he was an

independent Research Group Leader at the Max Planck Institute for Intelligent Systems in Stuttgart and Tübingen, Germany. His main research interests are in systems and control theory, machine learning, networked and autonomous systems. Dr. Trimpe is recipient of several awards, among others, the triennial IFAC World Congress Interactive Paper Prize (2011), the Klaus Tschira Award for achievements in public understanding of science (2014), and the Best Paper Award of the International Conference on Cyber-Physical Systems (2019).



## APPENDIX

## A. Proof of Theorem 1

We show that any controller that achieves  $V_p$  for all  $x$  must be safe. We start with the following lemma:

**Lemma 3.** *The following conditions are equivalent:*

(i) for all  $x \in \mathcal{X}_V$ :

$$\operatorname{argmax}_{u \in \mathfrak{U}} G(x, u) \subset \mathfrak{U}_{\text{safe}};$$

(ii) for all  $x \in \mathcal{X}_V$ :

$$V(x) > G(x, u_F) - p\rho(x, u_F), \quad \forall u_F \in \mathfrak{U} \setminus \mathfrak{U}_{\text{safe}}.$$

*Proof.* The proof of the lemma immediately follows from the fact that  $V_p(x) \geq V(x)$ , since  $\rho(x, u) = 0$  for all safe controllers. Therefore, (i) states that all optimal controllers are safe, while (ii) means that any unsafe controller is suboptimal.  $\square$

Next, we move on to the proof of the main result. We show that (11) is sufficient for (ii) to hold.

Let  $u_F \in \mathfrak{U} \setminus \mathfrak{U}_{\text{safe}}$ . For  $x \in \mathcal{X}_V$ , consider

$$T = \sup\{t \in \mathbb{T}, \phi_x^{u_F}(t) \in \mathcal{X}_V\}. \quad (25)$$

Such a  $T$  is finite, because  $u_F$  is unsafe. We now discuss two cases, depending on whether  $y = \phi_x^{u_F}(T + \delta t)$  is in  $\mathcal{X}_F$ .

First, assume that  $y \notin \mathcal{X}_F$ . We define a time  $\epsilon$  slightly differently depending on whether  $\mathbb{T} = \mathbb{R}^+$  or  $\mathbb{T} = \mathbb{N}$ . For  $\mathbb{T} = \mathbb{R}^+$ , we pick  $\bar{\epsilon} > 0$  such that the trajectory  $\phi_x^{u_F}$  does not fail until  $T + \bar{\epsilon}$ . Next, we simply pick  $\epsilon \in (0, \bar{\epsilon})$ . For  $\mathbb{T} = \mathbb{N}$ , we pick instead  $\bar{\epsilon} \geq 0$  such that the trajectory does not fail until  $T + \delta t + \bar{\epsilon}$ , and choose any  $\epsilon \in [0, \bar{\epsilon}]$ . This distinction is needed to make  $\epsilon$  go to 0 later. Let  $y_\epsilon = \phi_x^{u_F}(T + \delta t + \epsilon)$ . The dynamic programming identity for  $(G - p\rho)(x, u_F)$  at time  $T + \epsilon$  yields:

$$(G - p\rho)(x, u_F) = \int_0^{T+\epsilon} e^{-\frac{t}{\tau}} r(\phi_x^{u_F}(t), \hat{u}_{F,x}(t)) dt + (G - p\rho)(y_\epsilon, u_F) e^{-\frac{T+\epsilon+\delta t}{\tau}}. \quad (26)$$

Since  $y_\epsilon \in \mathcal{X}_U$ , we can upper bound  $(G - p\rho)(y_\epsilon, u_F)$  by the supremum of  $V_p$  on  $\mathcal{X}_U$ :

$$e^{\frac{T+\epsilon+\delta t}{\tau}} \cdot (G - p\rho)(x, u_F) \leq \sup_{\mathcal{X} \setminus \mathcal{X}_V} V_p + I_\epsilon + \int_{T-\epsilon}^{T+\epsilon} e^{\frac{T+\epsilon+\delta t-t}{\tau}} r(\phi_x^{u_F}(t), \hat{u}_{F,x}(t)) dt, \quad (27)$$

where we define:

$$I_\epsilon = \int_0^{T-\epsilon} e^{\frac{T+\delta t+\epsilon-t}{\tau}} r(\phi_x^{u_F}(t), \hat{u}_{F,x}(t)) dt. \quad (28)$$

Next, we lower bound  $V$  by using a safe controller that also collects the return  $I_\epsilon$  until time  $T - \epsilon$ . We thus construct a safe feedback controller  $u$  that follows  $u_F$  until  $t = T - \epsilon$ ,

and acts safely afterwards. Let  $b \in \mathfrak{U}_{\text{safe}}$  be any backup safe controller. We define  $u$  as follows:

$$u : z \in \mathcal{X} \mapsto \begin{cases} u_F(z), & \text{if } \exists t < T - \epsilon, z = \phi_x^{u_F}(t), \\ b(z), & \text{otherwise.} \end{cases} \quad (29)$$

Since there is no cycle in the trajectory  $\phi_x^{u_F}$ ,  $u$  is indeed a feedback controller. It is also safe, since it can be easily checked that  $\phi_z^u$  never leaves  $\mathcal{X}_V$  for any initial state  $z \in \mathcal{X}_V$ . The dynamic programming equation for  $V$  at time  $T + \epsilon$  gives:

$$V(x) = \sup_{u_S \in \mathfrak{U}_{\text{safe}}} \left[ \int_0^{T+\epsilon} e^{-\frac{t}{\tau}} \cdot r(\phi_x^{u_S}(t), \hat{u}_{S,x}(t)) dt + e^{-\frac{T+\epsilon+\delta t}{\tau}} V(\phi_x^{u_S}(T + \epsilon + \delta t)) \right], \quad (30)$$

We lower bound the supremum by the value in  $u \in \mathfrak{U}_{\text{safe}}$ . By rearranging, we obtain:

$$e^{\frac{T+\epsilon+\delta t}{\tau}} \cdot V(x) \geq \inf_{\mathcal{X}_V} V + I_\epsilon + \int_{T-\epsilon}^{T+\epsilon} e^{\frac{T+\epsilon+\delta t-t}{\tau}} r(\phi_x^u(t), \hat{u}_x(t)) dt, \quad (31)$$

where we have used  $V(\phi_x^u(T + \epsilon + \delta t)) \geq \inf_{\mathcal{X}_V} V$  and the fact that  $\hat{u}_x = u_{F,x}$  for  $t$  between 0 and  $T - \epsilon$ .

We are now ready to conclude. We take  $\epsilon \rightarrow 0$  in (27) and (31). When  $\mathbb{T} = \mathbb{R}^+$ , this gives:

$$e^{\frac{T}{\tau}} \cdot V(x) \geq \inf_{\mathcal{X}_V} V + I_0, \quad (32)$$

$$e^{\frac{T}{\tau}} \cdot (G - p\rho)(x) \leq \sup_{\mathcal{X} \setminus \mathcal{X}_V} V_p + I_0. \quad (33)$$

When  $\mathbb{T} = \mathbb{N}$ , we have instead:

$$e^{\frac{T+1}{\tau}} \cdot V(x) \geq \inf_{\mathcal{X}_V} V + I_0 + e^{\frac{1}{\tau}} \cdot R_{Q_V}, \quad (34)$$

$$e^{\frac{T+1}{\tau}} \cdot (G - p\rho)(x) \leq \sup_{\mathcal{X} \setminus \mathcal{X}_V} V_p + I_0 + e^{\frac{1}{\tau}} \cdot R_{Q_U}. \quad (35)$$

For completeness, we should now discuss the case when an  $\bar{\epsilon}$  cannot be chosen as described after (25). In this case,  $y_0 = \phi_x^{u_F}(T + \delta t)$  is in  $\mathcal{X}_F$ , and the previous computations still hold for  $T$  directly instead of  $T + \epsilon$ . Therefore, Equations (32)–(35) hold in this case as well.

Since  $V_p$  induces safe controllers, these inequalities imply that (ii) in Lemma 3 is satisfied and concludes the proof.  $\square$