

# The Collatz Graph as Flow-Diagram

## Implications of generating the Collatz Graph from the Adjacency-Matrix

R. Bruun (B.E.) May 20<sup>th</sup> 2021

### Abstract

By defining the Adjacency-Matrix for the Collatz Graph it is shown that it is possible to generate a “picture” defining the Flow-Diagram for the Collatz Graph. In a sense the Flow-Diagram *is* the Collatz Graph.

While defining a “Double 2D Matrix” containing all odd numbers it is shown, that the  $3N+1$ -Problem is in fact a problem concerning **Groups of values** not only **individual Values**. This implicates, that it is possible to predict the number of *Operations* needed to reach the *Origo 1* for a *Group* of values, if the number of *Operations* is known for a **single Value** in the *Group*.

### Introduction

The following is an attempt to show how a production engineer would describe the Collatz Problem.

The author holds a B.E. but no higher degree in mathematics so the work is kept in “layman-terms”.

When considering the Collatz Graph (where each whole number is a node and “links” are established according to the rule in Collatz Conjecture) it is a problem that the Graph is infinite, as almost all “laws” for graphs are valid only for finite graphs, but it is actually possible to construct a well-defined Adjacency-Matrix for the Collatz Graph. This follows from the rule in the Conjecture.




Figure 1 in Appendix

The Adjacency-Matrix for the Collatz Graph (white squares  $(N_1, N_2)$  contains an invisible zero)

## The Collatz rule

Pick a number N (N is in the Natural Numbers)

If N is odd then "New N" is three times N plus one  
 If N is even then "New N" is N divided by two

Repeat the rule with "New N" as N

Type Uneven (TU) Operation  
 Type Even (TE) Operation

## Generating the Flow-Diagram

The rule indicates, that all odd  $N = (2M-1)$  are adjacent to  $3(2M-1) + 1 = (6M-2) = 2^1(3M-1)$

and that all even  $N = 2^{m+1}(2M-1)$  are adjacent to  $2^m(2M-1)$ ,  $m \geq 0$

Detail : All  $2^1(3M-1)$  are adjacent to  $2^0(3M-1)$

From this follows, that for all  $M > 0$  it is true that

$$\dots \xrightarrow{adj} 2^1(2M-1) \xrightarrow{adj} 2^0(2M-1) \xrightarrow{adj} 2^1(3M-1) \xrightarrow{adj} 2^0(3M-1) \xrightarrow{adj} \dots$$

The trick is, that for all M it is possible to skip the  $\xrightarrow{adj} 2^0(2M-1) \xrightarrow{adj} 2^1(3M-1) \xrightarrow{adj}$  step (in a Flow-sense) which leaves the "adjacency-link"  $\dots \xrightarrow{adj} 2^1(2M-1) \xrightarrow{Link} 2^0(3M-1) \xrightarrow{adj} \dots$  and it is this "Flow-rule" that is used to generate the following "picture" from the Adjacency-Matrix.

Please notice, that  $2^1(2M-1) > 2^0(3M-1) > 2^0(2M-1)$  for all  $M > 1$  which is important.

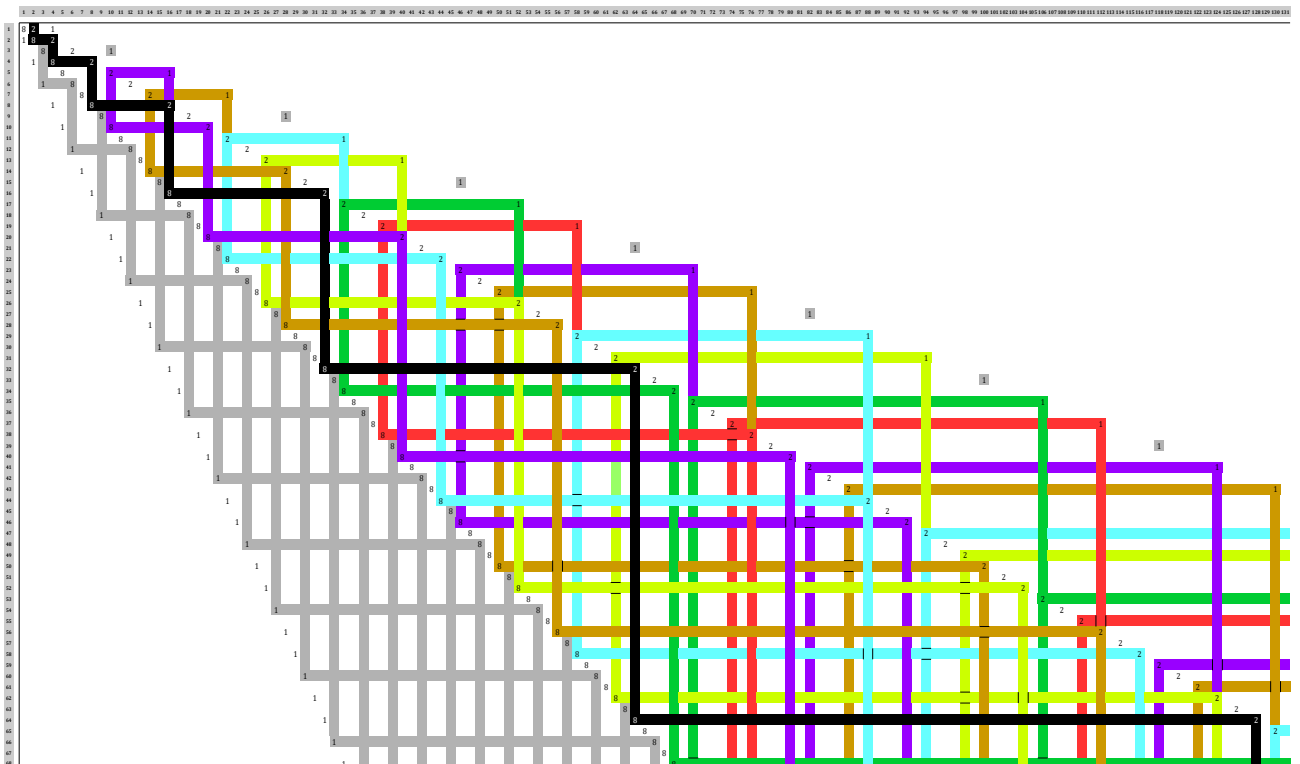


Figure 5 in Appendix

The Appendix contains a step by step procedure for generating the above “picture”. Please notice, that the procedure is “non-destructive”, in the sense that **no new** rules are imposed on the Adjacency-Matrix i.e. the figure is just a “picture” of **existing** dynamics.

You enter The “pattern” in the Diagonal-line (marked with 8-symbols)

If you enter at an even value (that does not have 3 as a factor) you follow the pattern vertically up until you reach the Double-line (marked with 2-symbols) and follow the pattern from there. If the even value has 3 as a factor, you follow the grey lines below the Diagonal left/up until odd row.

If you enter at an odd value you go horizontally to the  $(3N+1)$ -line (marked with 1-symbols) and from there you go vertically down to the Double-line and follow the pattern from there.

Once inside the pattern you move to different positions on the Double-line depending on if the row is even or odd. If you are at a “2” in an even row you follow the pattern horizontally left to the “8” and up to the next “2”. If you are at a “2” in an odd row you follow the pattern horizontally right to the “1” and down to the next “2”.

The pattern has **direction** and this direction is (everywhere) towards **1** (which is to be proven)

Furthermore the pattern actually has a **metric** in the form of the number of coloured squares travelled from entering the pattern to the current position.

### Defining the “Double 2D Matrix” and the implications

Before describing different ways to construct the pattern (see Discussion) there is a couple of observations that needs some comments.

As stated before  $N=(2M-1)$  is adjacent to  $3(2M-1)+1=(6M-2)=2^1(3M-1)$  but notice that  $4N+1=4(2M-1)+1$  is adjacent to  $3(4(2M-1)+1)+1=24M-8=2^3(3M-1)$  and as  $2^3(3M-1) \xrightarrow{adj} 2^2(3M-1) \xrightarrow{adj} 2^1(3M-1)$  it means that for all odd N the value  $(4N+1)$  is one TU and two TE from transforming to the same value that N is reaching in one TU.

This implicates, that it is possible to arrange all odd numbers in “Groups that become the **same** odd number” by using the rule from the Conjecture.

For all  $M \in \mathbb{N}$  it is true that  $\dots(4_4(4_3(4_2(2_1 M-1_1)+1_2)+1_3)+1_4) \dots \xrightarrow{Link} (6X-Q), X \in \mathbb{N}, Q \in \{1,5\}$

$(4N+1)$  turns to the same value as (odd) N so the inverse is also true ; all  $(N-1)/4$  becomes the same value as N to a certain limit.  $(N-1)/4$  has to stay odd and it is observed that  $N=(4V-1) \Rightarrow (N-1)/4=(V-1/2)$  and  $N=(8V-7) \Rightarrow (N-1)/4=2(V-1)$  indicating that the two infinite groups  $\{3,7,11,15,19,23,\dots\}$  and  $\{1,9,17,25,33,41,\dots\}$  are some type of “start-points”.

So it is in fact possible to split the odd numbers in two separate (non-overlapping) Groups.

$$\dots(4_5(4_4(4_3(4_2(4_1 X-1_1)+1_2)+1_3)+1_4)+1_5) \dots \xrightarrow{Link} (6X-1), X \in \mathbb{N}$$

$$\dots(4_5(4_4(4_3(4_2(8_1 X-7_1)+1_2)+1_3)+1_4)+1_5) \dots \xrightarrow{Link} (6X-5), X \in \mathbb{N}$$

Please notice  $3(4X-1)+1 = 2^1(6X-1)$  and  $3(8X-7)+1 = 2^2(6X-5)$

This gives us the opportunity to arrange all odd numbers in a “Double 2D Matrix”

yL								Matrix Alpha								yR							
8	7	6	5	4	3	2	1	(6X-1)	X	(6X-5)	1	2	3	4	5	6	7	8					
54613	13653	3413	853	213	53	13	3	5	1	1	1	5	21	85	341	1365	5461	21845					
120149	30037	7509	1877	469	117	29	7	11	2	7	9	37	149	597	2389	9557	38229	152917					
185685	46421	11605	2901	725	181	45	11	17	3	13	17	69	277	1109	4437	17749	70997	283989					
251221	62805	15701	3925	981	245	61	15	23	4	19	25	101	405	1621	6485	25941	103765	415061					
316757	79189	19797	4949	1237	309	77	19	29	5	25	33	133	533	2133	8533	34133	136533	546133					
382293	95573	23893	5973	1493	373	93	23	35	6	31	41	165	661	2645	10581	42325	169301	677205					
447829	111957	27989	6997	1749	437	109	27	41	7	37	49	197	789	3157	12629	50517	202069	808277					
513365	128341	32085	8021	2005	501	125	31	47	8	43	57	229	917	3669	14677	58709	234837	939349					
578901	144725	36181	9045	2261	565	141	35	53	9	49	65	261	1045	4181	16725	66901	267605	1070421					
644437	161109	40277	10069	2517	629	157	39	59	10	55	73	293	1173	4693	18773	75093	300373	1201493					
709973	177493	44373	11093	2773	693	173	43	65	11	61	81	325	1301	5205	20821	83285	333141	1332565					
775509	193877	48469	12117	3029	757	189	47	71	12	67	89	357	1429	5717	22869	91477	365909	1463637					
841045	210261	52565	13141	3285	821	205	51	77	13	73	97	389	1557	6229	24917	99669	398677	1594709					
906581	226645	56661	14165	3541	885	221	55	83	14	79	105	421	1685	6741	26965	107861	431445	1725781					
972117	243029	60757	15189	3797	949	237	59	89	15	85	113	453	1813	7253	29013	116053	464213	1856853					
1037653	259413	64853	16213	4053	1013	253	63	95	16	91	121	485	1941	7765	31061	124245	496981	1987925					
1103189	275797	68949	17237	4309	1077	269	67	101	17	97	129	517	2069	8277	33109	132437	529749	2118997					
1168725	292181	73045	18261	4565	1141	285	71	107	18	103	137	549	2197	8789	35157	140629	562517	2250069					
1234261	308565	77141	19285	4821	1205	301	75	113	19	109	145	581	2325	9301	37205	148821	595285	2381141					
1299797	324949	81237	20309	5077	1269	317	79	119	20	115	153	613	2453	9813	39253	157013	628053	2512213					
1365333	341333	85333	21333	5333	1333	333	83	125	21	121	161	645	2581	10325	41301	165205	660821	2643285					
1430869	357717	89429	22357	5589	1397	349	87	131	22	127	169	677	2709	10837	43349	173397	693589	2774357					
1496405	374101	93525	23381	5845	1461	365	91	137	23	133	177	709	2837	11349	45397	181589	726357	2905429					
1561941	390485	97621	24405	6101	1525	381	95	143	24	139	185	741	2965	11861	47445	189781	759125	3036501					
1627477	406869	101717	25429	6357	1589	397	99	149	25	145	193	773	3093	12373	49493	197973	791893	3167573					

Fig. I Matrix Alpha containing  $\alpha$ -values

All values on the **Left** side turns to  $(6X-1)$  and on the **Right** side all values turns to  $(6X-5)$

Please notice that **all** the  $\alpha$ -values are well-defined by the two functions  $F_{Left}$  and  $F_{Right}$

$$F_L(X, y_L) := \frac{2^{(2y_L-1)}(6X-1)-1}{3}, (X, y_L) \in \mathbb{N}^2 \quad \& \quad F_R(X, y_R) := \frac{2^{(2y_R)}(6X-5)-1}{3}, (X, y_R) \in \mathbb{N}^2$$

Please notice, that each value in the two columns  $(6M-1)$  and  $(6M-5)$  is also an  $\alpha$ -value.

Note:  $F(K, y+1) = 4 * F(K, y) + 1$        $F(X+1, y_L) = F(X, y_L) + 2^{(2y_L)}$        $F(X+1, y_R) = F(X, y_R) + 2^{(2y_R+1)}$

With the definition  $F_L(1,1) := 3$  &  $F_R(1,1) := 1$  this is suitable for a spreadsheet.

yL			Alpha			yR		
0	2	1	X	1	2	0		
5	1	3	1	1	5	3		
3	5	1	2	3	1	5		
1	3	5	0	5	3	1		

Fig. II Showing  $F(X, y) \pmod 6$  for  $X \& y \pmod 3$

The dynamics emphasized in Fig. II makes it possible to generate Matrix Beta from Matrix Alpha

All values  $F(X, y) \equiv 1 \pmod 6$  are “adjacency-linked” to  $\alpha_y$  in Row  $F_R(\frac{F(X, y)+5}{6}, y_R)$

All values  $F(X, y) \equiv 5 \pmod 6$  are “adjacency-linked” to  $\alpha_y$  in Row  $F_L(\frac{F(X, y)+1}{6}, y_L)$

$$\alpha \equiv 5 \pmod{6} \Rightarrow \beta_L := (\alpha + 1)/6 \Leftrightarrow F_L(\beta_L, y_L) \xrightarrow{Link} \alpha \quad \& \quad \alpha \equiv 1 \pmod{6} \Rightarrow \beta_R := (\alpha + 5)/6 \Leftrightarrow F_R(\beta_R, y_R) \xrightarrow{Link} \alpha$$

yL								Matrix Beta					yR							
8	7	6	5	4	3	2	1	(6X-1)	X	(6X-5)	1	2	3	4	5	6	7	8		
9103		569	143			9	3	5	1	1	1	1	15	57		911	3641			
20025	5007		313	79			5	2	2	7	7	7	25	399	1593		25487			
	7737	1935		121	31		2	3	3	13	3	3	47	185	2959	11833				
41871		2617	655		41	11		4	4	19	5	17	271	1081		17295	69177			
52793	13199		825	207		13	4	5	5	25		23	89	1423	5689		91023			
	15929	3983		249	63		4	6	6	31	7		111	441	7055	28217				
74639		4665	1167		73	19		7	7	37	9	33	527	2105		33679	134713			
85561	21391		1337	335		21	6	8	8	43		39	153	2447	9785		156559			
	24121	6031		377	95		6	9	9	49	11		175	697	11151	44601				
107407		6713	1679		105	27		10	10	55	13	49	175	783	3129	50063	200249			
118329	29583		1849	463		29	8	11	11	61		55	217	3471	13881		222095			
	32313	8079		505	127		8	12	12	67	15		239	953	15247	60985				
140175		8761	2191		137	35		13	13	73	17	65	367	1039	4153	66447	265785			
151097	37775		2361	591		37	10	14	14	79		71	281	1209	4495	17977	287631			
	40505	10127		633	159		10	15	15	85	19		303	1295	5177	19343	77369			
172943		10809	2703		169	43		16	16	91	21	81	367	1465	5519	22073	331321			
183865	45967		2873	719		45	12	17	17	97		87	345	1295	5519	22073	353167			
	48697	12175		761	191		12	18	18	103	23		367	1465	23439	93753				
205711		12857	3215		201	51		19	19	109	25	97	409	1551	6201	99215	396857			
216633	54159		3385	847		53	14	20	20	115		103	409	1551	6543	26169	418703			
	56889	14223		889	223		14	21	21	121	27		431	1721	27535	110137				
238479		14905	3727		233	59		22	22	127	29	113	431	1807	7225	115599	462393			
249401	62351		3897	975		61	16	23	23	133		119	473	1977	7567	30265	484239			
	65081	16271		1017	255		16	24	24	139	31		495	1977	7567	31631	126521			
271247		16953	4239		265	67		25	25	145	33	129	517	2063	8249	131983	527929			

Fig. III Matrix Beta containing  $\beta$ -values  $\alpha \equiv 3 \pmod{6} \Leftrightarrow \beta = \{\emptyset\}$   
 All Values in Row  $X_{L/R} = \beta_{L/R}$  are adjacency-linked to the  $\alpha$ -value with  $(X,y)$  as  $\beta_{L/R}$

Please notice that Matrix Beta gives a *complete* overview for **all** adjacency-links between **all possible** pairs of odd numbers.

The number of Operations  $\#TT_Q(2M-1)$  to reach  $(6X-Q)$  is known for all  $M \in \mathbb{N}$

All  $F(X,y_L)$  are one TU and  $(2y_L-1)$  TE from  $(6X-1)$

All  $F(X,y_R)$  are one TU and  $(2y_R)$  TE from  $(6X-5)$

yL								Matrix Gammao					yR							
8	7	6	5	4	3	2	1	(6X-1)	X	(6X-5)	1	2	3	4	5	6	7	8		
16	14	12	10	8	6	4	2	5	1	1	3	5	7	9	11	13	15	17		
16	14	12	10	8	6	4	2	11	2	7	3	5	7	9	11	13	15	17		
16	14	12	10	8	6	4	2	17	3	13	3	5	7	9	11	13	15	17		
16	14	12	10	8	6	4	2	23	4	19	3	5	7	9	11	13	15	17		
16	14	12	10	8	6	4	2	29	5	25	3	5	7	9	11	13	15	17		
16	14	12	10	8	6	4	2	35	6	31	3	5	7	9	11	13	15	17		
16	14	12	10	8	6	4	2	41	7	37	3	5	7	9	11	13	15	17		
16	14	12	10	8	6	4	2	47	8	43	3	5	7	9	11	13	15	17		
16	14	12	10	8	6	4	2	53	9	49	3	5	7	9	11	13	15	17		
16	14	12	10	8	6	4	2	59	10	55	3	5	7	9	11	13	15	17		
16	14	12	10	8	6	4	2	65	11	61	3	5	7	9	11	13	15	17		
16	14	12	10	8	6	4	2	71	12	67	3	5	7	9	11	13	15	17		
16	14	12	10	8	6	4	2	77	13	73	3	5	7	9	11	13	15	17		
16	14	12	10	8	6	4	2	83	14	79	3	5	7	9	11	13	15	17		
16	14	12	10	8	6	4	2	89	15	85	3	5	7	9	11	13	15	17		
16	14	12	10	8	6	4	2	95	16	91	3	5	7	9	11	13	15	17		
16	14	12	10	8	6	4	2	101	17	97	3	5	7	9	11	13	15	17		
16	14	12	10	8	6	4	2	107	18	103	3	5	7	9	11	13	15	17		
16	14	12	10	8	6	4	2	113	19	109	3	5	7	9	11	13	15	17		
16	14	12	10	8	6	4	2	119	20	115	3	5	7	9	11	13	15	17		
16	14	12	10	8	6	4	2	125	21	121	3	5	7	9	11	13	15	17		
16	14	12	10	8	6	4	2	131	22	127	3	5	7	9	11	13	15	17		
16	14	12	10	8	6	4	2	137	23	133	3	5	7	9	11	13	15	17		
16	14	12	10	8	6	4	2	143	24	139	3	5	7	9	11	13	15	17		
16	14	12	10	8	6	4	2	149	25	145	3	5	7	9	11	13	15	17		

Fig. IV Matrix Gamma-zero containing  $\#TT_Q = (1 + \#TE)$  to reach  $(6X-Q)$ ,  $Q \in \{1,5\}$

When number of Operations to reach  $1$   $TT(6X-Q)$  is known, then  $TT(F(X,y))$  is known for the Row X

Matrix Gamma is generated by adding  $TT(6X-Q)$  to the Gamma-zero value

								Matrix Gamma														
yL														yR								
8	7	6	5	4	3	2	1	(6X-1)	TT	TU	X	TU	TT	(6X-5)	1	2	3	4	5	6	7	8
21	19	17	15	13	11	9	7	5	5	2	1	1	0	1	3	5	7	9	11	13	15	17
30	28	26	24	22	20	18	16	11	14	5	2	6	16	7	19	21	23	25	27	29	31	33
28	26	24	22	20	18	16	14	17	12	4	3	3	9	13	12	14	16	18	20	22	24	26
31	29	27	25	23	21	19	17	23	15	5	4	7	20	19	23	25	27	29	31	33	35	37
34	32	30	28	26	24	22	20	29	18	6	5	8	23	25	26	28	30	32	34	36	38	40
29	27	25	23	21	19	17	15	35	13	4	6	7	31	31	3	5	7	9	11	13	15	17
16	14	12	10	8	6	4	2	41			7	7	21	37	24	26	28	30	32	34	36	38
16	14	12	10	8	6	4	2	47			8	10	29	43	32	34	36	38	40	42	44	46
27	25	23	21	19	17	15	13	53	11	3	9	8	24	49	27	29	31	33	35	37	39	41
48	46	44	42	40	38	36	34	59	32	11	10			55	3	5	7	9	11	13	15	17
43	41	39	37	35	33	31	29	65	27	9	11	8	19	61	22	24	26	28	30	32	34	36
16	14	12	10	8	6	4	2	71			12	9	27	67	30	32	34	36	38	40	42	44
38	36	34	32	30	28	26	24	77	22	7	13			73	3	5	7	9	11	13	15	17
16	14	12	10	8	6	4	2	83			14			79	3	5	7	9	11	13	15	17
46	44	42	40	38	36	34	32	89	30	10	15	2	9	85	12	14	16	18	20	22	24	26
16	14	12	10	8	6	4	2	95			16			91	3	5	7	9	11	13	15	17
41	39	37	35	33	31	29	27	101	25	8	17			97	3	5	7	9	11	13	15	17
16	14	12	10	8	6	4	2	107			18			103	3	5	7	9	11	13	15	17
28	26	24	22	20	18	16	14	113	12	3	19			109	3	5	7	9	11	13	15	17
16	14	12	10	8	6	4	2	119			20			115	3	5	7	9	11	13	15	17
16	14	12	10	8	6	4	2	125			21			121	3	5	7	9	11	13	15	17
16	14	12	10	8	6	4	2	131			22			127	3	5	7	9	11	13	15	17
16	14	12	10	8	6	4	2	137			23	9	28	133	31	33	35	37	39	41	43	45
16	14	12	10	8	6	4	2	143			24			139	3	5	7	9	11	13	15	17
39	37	35	33	31	29	27	25	149	23	7	25			145	3	5	7	9	11	13	15	17

Fig. V Matrix Gamma containing  $\gamma$ -values = TT( $\alpha$ ) to reach the Origo 1

In Fig. V is only included values that can be verified from the illustration TU is for the Row  $X_{L/R}$  and TT is for the  $(6X_{L/R}-Q)$ -value for the Row

### Discussion

When (manually) constructing the “picture” each odd number  $(2M-1)$  was paired with the “blueprint-layer” M with the convention that lower M is above higher M (i.e. visible) when two “beams” cross. But this “layering” is sort of arbitrary and does not hold much information.

The Adjacency-Matrix is independent of the “layering” so we are free to use the “layering” in any way that can give us information and there is one specific way that is particularly important.

We can use the “blueprint-layers” to keep track on the number of TU Operations needed to reach 1.

In this case the “backbone”  $2^q(2(1)-1)$  is in Layer 0 and all values  $\{1,5,21,85,341,\dots\}$  in Layer 1

This “happens” to be the Row  $(1,y_R)_R$  in The Double 2D Matrix so now we know TU and TE for all values in this Row  $TU=1 \wedge TE=2y_R \Rightarrow TT=TU+TE=(1+2y_R)$  where TT is total #Operations.

$$F_R(1,2)=5 \equiv 5 \pmod{6} \text{ so all values in Row } (1,y_L)_L \text{ are linked to 5 and are 2 TU from 1}$$

$$F_R(1,4)=85 \equiv 1 \pmod{6} \text{ so all values in Row } (15,y_R)_R \text{ are linked to 85 and are 2 TU from 1}$$

Let us take one more step to clarify :

$$F_L(1,2)=13 \equiv 1 \pmod{6} \text{ so all values in Row } (3,y_R)_R \text{ are linked to 13 and are 3 TU from 1, etc.}$$

If it is possible to “program” an “Intelligent Autonomous Self-replicating Operator” it would be able to update the *entire* Matrix Gamma (starting in Row  $(1,y_R)_R$ ) using simple “laws”. The author has used the mental image of a “bug” magically appearing at the start of a Row. The *first* assignment is to update the Row with correct  $\gamma$ -values. The *second* assignment is to “walk” the assigned Row and make clones when Matrix Beta contains a value. These clones magically appear in Row  $(\beta,y_{L/R})$  etc.

Remember that the Collatz Graph Flow-Diagram **exists**, as it is *defined* from the Adjacency-Matrix.

If the Conjecture is **False** then the method of constructing the pattern from the “backbone” keeping track on TU( $\alpha$ ) (the “generation” of the “bug”) will **not yield a complete pattern**.

But *how* can this be possible? The author can see *no* possible way that two **different methods** of generating the **same** pattern can give *different results*.

As far as the author can see, constructing the (de facto existing) pattern in the “picture” each odd number at a time from **1** and up (the pattern is then by definition “complete”) *should* yield the same pattern as constructing it from the “backbone” and “activate” values when the relevant “blueprint-layer” is reached and all odd numbers in that specific layer has a (known) finite TU( $\alpha$ ) and TT( $\alpha$ )

### Comments on the ratio of the (rational) fraction TU(N) divided by N

It appears that this ratio is strictly lower than 2. The ratio *might* even approach a *constant* Value.

Remember from earlier that 
$$\dots \xrightarrow{adj} 2^1(2M-1) \xrightarrow{adj} 2^0(2M-1) \xrightarrow{adj} 2^1(3M-1) \xrightarrow{adj} 2^0(3M-1) \xrightarrow{adj} \dots$$

$$\text{and } 2^1(2M-1) > 2^0(3M-1) > 2^0(2M-1) \text{ for all } M > 1$$

As stated previously this is important. The following is an attempt to explain *why* this is important :

It is obvious that any TE results in a smaller number (with identical odd part) but it follows from the above, that there are two values involved in all TU where one is higher than the other :

$$2^1(2M_1-1) > 2^0(3M_1-1) = 2^{q_2}(2M_2-1), q \geq 0$$

The significant detail to notice here is, that for these two values the **odd parts are different**.

At least locally (globally would assume the Conjecture is true) we know, that after a TU the relevant odd number (2M-1) changes layer to the layer one (1) unit closer to the “Origo” **1**

Actually we *are* globally sure, that the value changes layer as this is how “layer” is defined in both the “each odd number at a time” and the “start from the backbone and count TU” approach, but what remains to be proven is, that this change of “layer” *always* brings us a unit closer to the Origo **1**

But we *are* locally sure, that all (2M<sub>1</sub>-1) “locks” two values 2<sup>1</sup>(2M<sub>1</sub>-1) and 2<sup>0</sup>(3M<sub>1</sub>-1) thereby blocking “immediate future use” but this also includes all the other even values 2<sup>q</sup>(2M<sub>1</sub>-1) and 2<sup>q</sup>(2M<sub>2</sub>-1)

If the value 2<sup>0</sup>(3M<sub>1</sub>-1) is even or not depends on the parity of M<sub>1</sub>

Assume  $M_1 = 2^d(2D-1)$  and consider  $(2M_1-1)$  If  $d > 0$  then  $(2M_1-1)$  is type  $(4V-1)$

Then  $\frac{3(2M_1-1)+1}{2}$  using a TU + a TE will remain odd  $d$  times exactly (i.e. the series “grow”)

The point here is, that in any "local neighbourhood" of a given start-value N, there is only a *limited* supply of even values with "high" d, so the series **will** encounter values of type  $(4V+1)$  where M is odd. Depending on "how odd" (size of y in  $F(X,y)$ ) it can lower the series values by orders of magnitude. As more and more TU are seen in the *series*, more and more even numbers are "locally locked" and at some point the *series* "run out" of even numbers to use as each TU blocks a  $2^q(2M-1)$

So apparently the number of TU(N) can never exceed double the start-value N.

### Important observation

The Conjecture has been confirmed<sup>1</sup> for all N below  $2^{68}$ , but having Matrix Gamma (zero) in mind, this has some implications that are worth mentioning :

- The Conjecture is confirmed for all  $(6X-1) \& (6X-5) < 2^{68}$
- $2^{68} \approx 2,95 * 10^{20} \approx 3 * 10^{20}$  so the Conjecture is confirmed for the first  $5 * 10^{19}$  Rows  $X_{L/R}$
- This implicates that all values in the Rows are confirmed for all Matrices

Please realize that this implicates, that **in reality** the Conjecture is confirmed not for just all  $N < 2^{68}$  but for **all** the (infinitely many for y tending to infinity)  $\alpha$ -values in the first  $4 * 10^{19}$  Rows.

### An example

It is not necessary to know the actual (decimal) value of  $N = F_R(12,3000001)$  to **know** that :

$$F_R(12,3000001) = \frac{2^{2(3000001)}(6(12)-5)-1}{3} = \alpha_k \equiv 5 \pmod{6} \quad \text{as } X \equiv 0 \pmod{3} \wedge y_R \equiv 1 \pmod{3}$$

Number of TT to 1 is :  $TT(\alpha_k) = 1 + 2(3000001) + TT(67) = 6000003 + 27 = \underline{6000030}$

Number of TU to 1 is :  $TU(\alpha_k) = 1 + TU(67) = 1 + 8 = \underline{9}$

$\alpha_k$  is adjacency-linked to the Row  $(\beta_L, y_L)_L$  where  $\beta_L = \frac{(\alpha_k + 1)}{6} \Rightarrow F_L(\beta_L, 1) = (4V-1)$  **confirmed!**

Please notice that we can be *certain* without actually performing the *series* with all TU & TE

Please notice that the example holds for *any* number of zeros (**0**) in  $N = F_R(12,30...01)$

---

1 [Barina, David (2020) "Convergence verification of the Collatz problem"]



## Conclusion

Speaking as an *engineer* the author is forced to conclude that **Collatz Conjecture *can not be False***

Speaking as a *hobby-mathematician* the author is forced to conclude that there is still work to be done, as **the present work is not a valid Proof for Collatz Conjecture®**

The author believes that it is possible to reach a valid *Proof* in (at least) one of the following ways :

\_\_\_\_\_

The author expects that a formal analysis of the Matrices Alpha, Beta and Gamma will be able to put some mathematical basis to the naive observation : "All the values in the two columns (6X-1) and (6X-5) are also  $\alpha$ -values so all the values must be part of the same pattern".

\_\_\_\_\_

Notice that we are **locally** sure, that two  $\alpha$ -values in the *same* Row **can not** be adjacency-linked.

e.g. 5 and 21 are both adjacency-linked to 16 but we can not go from 5 to 21 (or vice versa) applying *any* finite number of TU & TE (similar for all values  $\alpha > 1$  in the Row).

If it can be shown that we can be **globally** sure for **all** Rows it would prove the Conjecture.

\_\_\_\_\_

Showing that the ratio TU(N) over N is strictly lower than 2 **for all N** will prove the Conjecture.

\_\_\_\_\_

Perhaps "back to basics" is the correct approach. It should be possible to analyse the observation ;

$$\dots(4_5(4_4(4_3(4_2(4_1 X - 1_1) + 1_2) + 1_3) + 1_4) + 1_5) \dots \xrightarrow{Link} (6X - 1), X \in \mathbb{N}$$

$$\dots(4_5(4_4(4_3(4_2(8_1 X - 7_1) + 1_2) + 1_3) + 1_4) + 1_5) \dots \xrightarrow{Link} (6X - 5), X \in \mathbb{N}$$

The mere fact that it is possible to generate Matrix Alpha from the above observation makes it interesting. It obviously covers **all** odd numbers i.e. (4X-1), (8X-7) and all the (8X-3) = (4V+1)

All (6X-1) and (6X-5) are odd hence of type (4X-1), (8X-7) or (8X-3) and as all odd numbers (2M-1) has a unique "position" on the left side of the *Links* it seems intuitively, that there is a **fixed direction**. It is "a collection of one-way streets all leading to Rome". *All* (2M-1) *must* reach the *Origo 1*

Reference-list: 1 [Barina, David (2020) "Convergence verification of the Collatz problem"]

[The remaining pages contains the Appendix \(How to generate the Collatz Graph Flow-Diagram\)](#)

© Authors note : Maybe this is what "doublethink" feels like before getting used to it :-)



A Full TU for  $(2M-1)$  actually goes from the “8” horizontally to the “1” and vertically down to the “8” below. The distance travelled is then  $2(2M+1)$  i.e. double the “numerical distance”.

But as  $(6M-2) = 2^1(3M-1)$  is even it has no choice other than a TE resulting in  $2^0(3M-1)$  so considering Flow (Where will the value go next?) it is possible to skip the TE and go to  $(3M-1)$

In Fig. 2 this is indicated by the crossed out squares, so for any  $(2M-1)$  you go to  $(3M-1)$

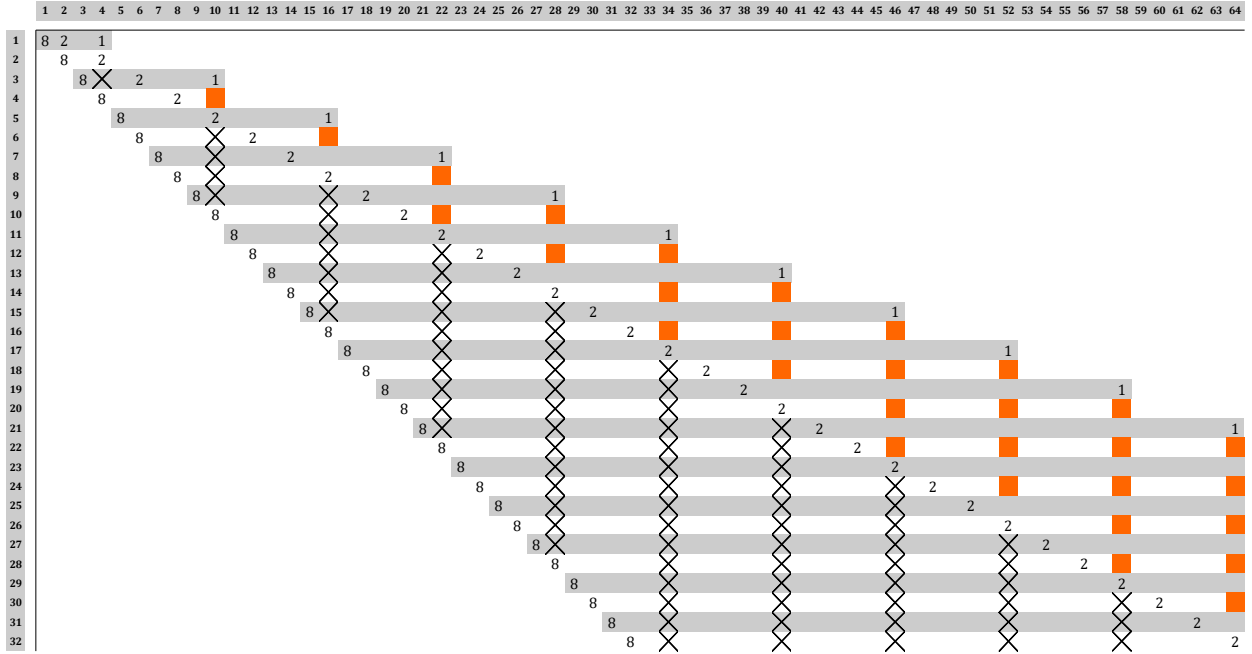


Fig. 2 The odd bars / beams




Fig. 3 The even bars / beams

A Full TE for  $2^q(2M-1)$ ,  $q > 0$  actually goes from the “8” vertically up to the “2” and left to “8”  
The distance traveled is then  $2^q(2M-1)$  i.e. double the “numerical distance”.

But if  $q = 1$  then  $q-1=0$  and the result odd the next step will be a TU so considering Flow, it is possible to skip the TU and go from  $2^1(2M-1)$  to  $2^1(3M-1)$

In Fig. 3 this is indicated by the crossed out squares

Combining the the above “Flow-rules” gives a “Flow-diagram”

In Fig. 4 the connections from “8” to “2” in odd rows are removed (crossed out in Fig. 3) as they are redundant once you are inside the pattern.

It is not possible to remove the crossed out squares in Fig. 2 as these are necessary for the flow in Fig. 3

Start *anywhere* in the pattern and you are forced to follow the Flow-direction.




Fig. 4a “The complete Pattern” Close-up

Notice how the “tartan-like” pattern gradually fills out as more beams are added in Fig. 4b

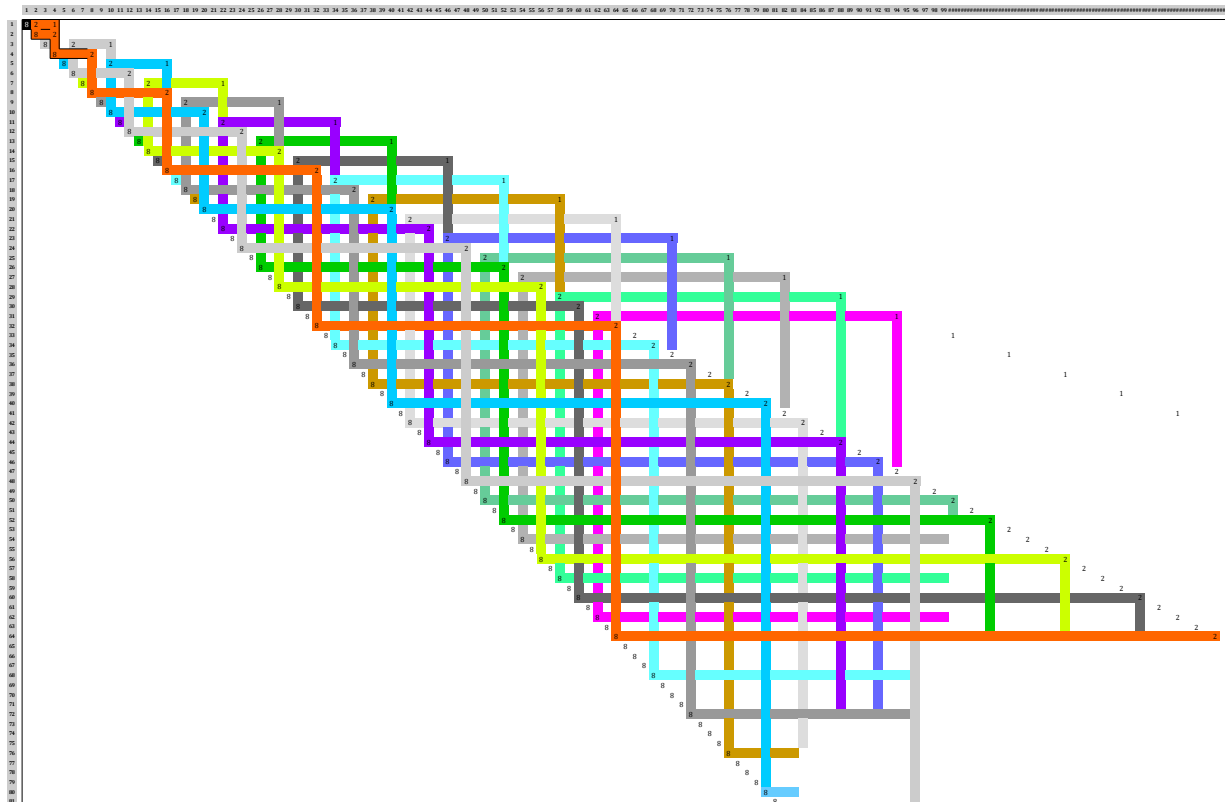


Fig. 4b “The complete Pattern” Distance - Incomplete

In Fig. 4 it was attempted to use a unique color M for each “odd beam”  $(2M-1)$  but even a supercomputer would run out of individual colors to use, and Fig. 4 do actually not show much about the Flow except that all the individual beams are “self-similar” in shape.

For clarity all beams  $3(2M-1)$  in Fig. 5 are “folded in the Diagonal” erasing the beams (grays in Fig. 4) from the upper part of the “picture”. In a Flow-sense they are not in the pattern.

Please notice, that if the  $3(2M-1)$ -beams are “folded back” to Fig. 4 it is possible to make a similar “shadow-print” for any  $p(2M-1)$  for odd  $p$ , showing an identical mirror-pattern with “cells” in the mirror-pattern of size  $p(2M-1) * 2p(2M-1)$ . Actually *removing* any of these mirror-patterns for  $p \neq 3^d$  would interrupt The pattern thus breaking the Flow.

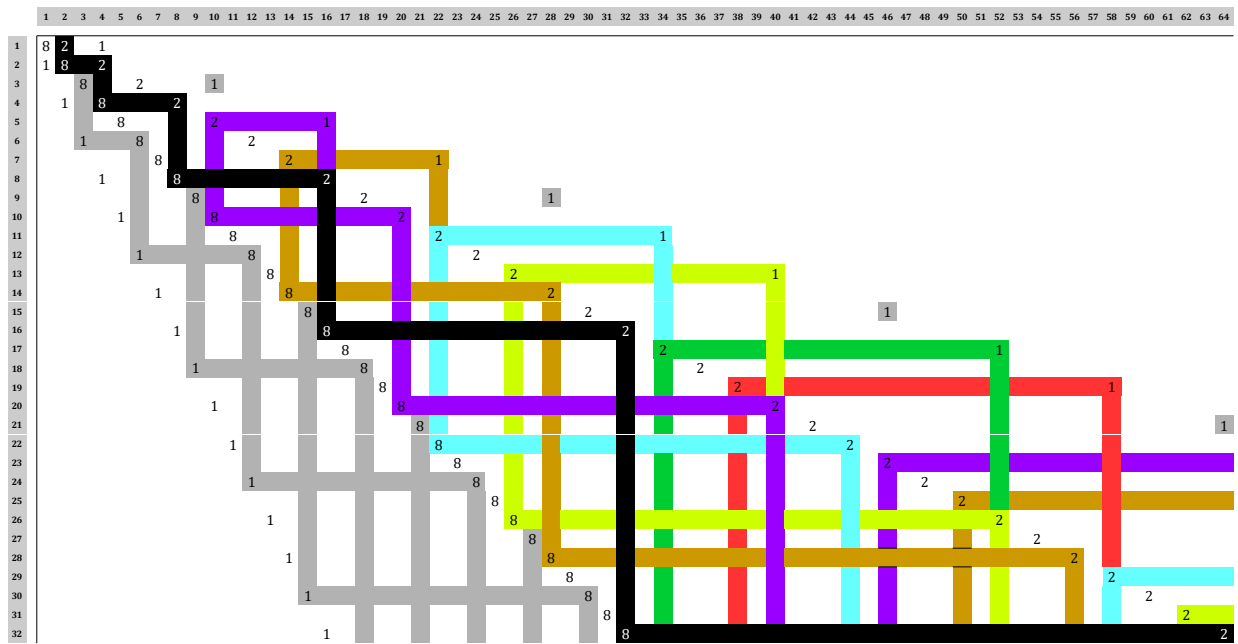


Fig. 5a The Collatz Flow-Diagram Close-up

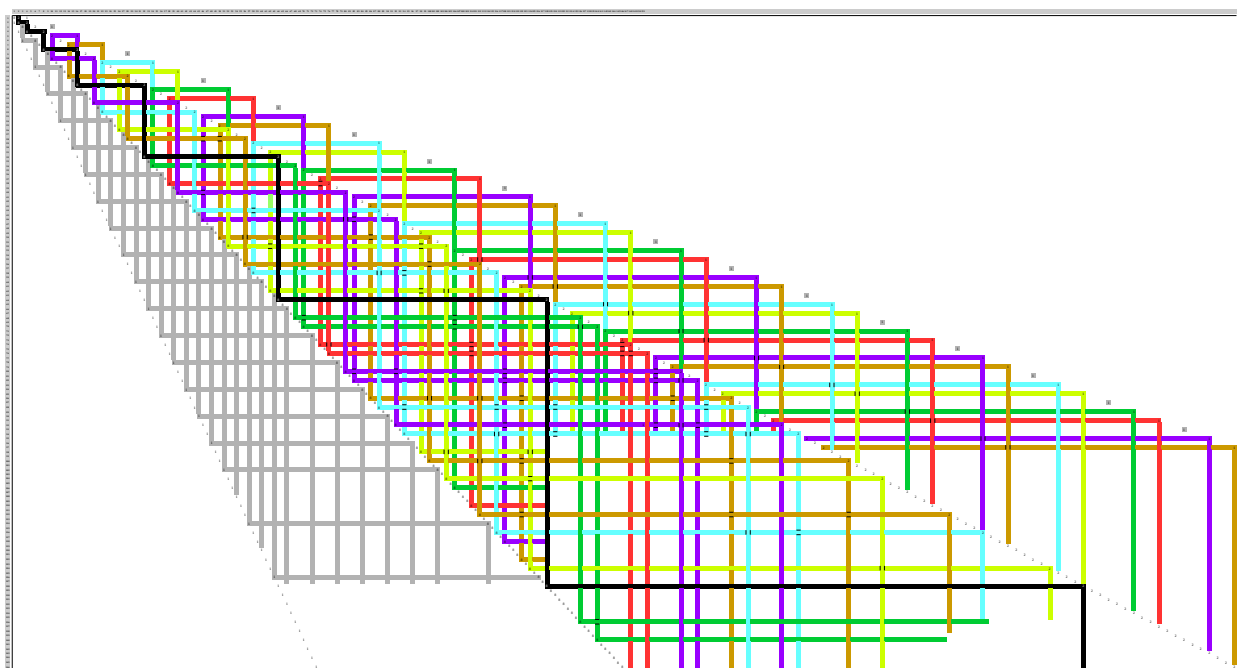
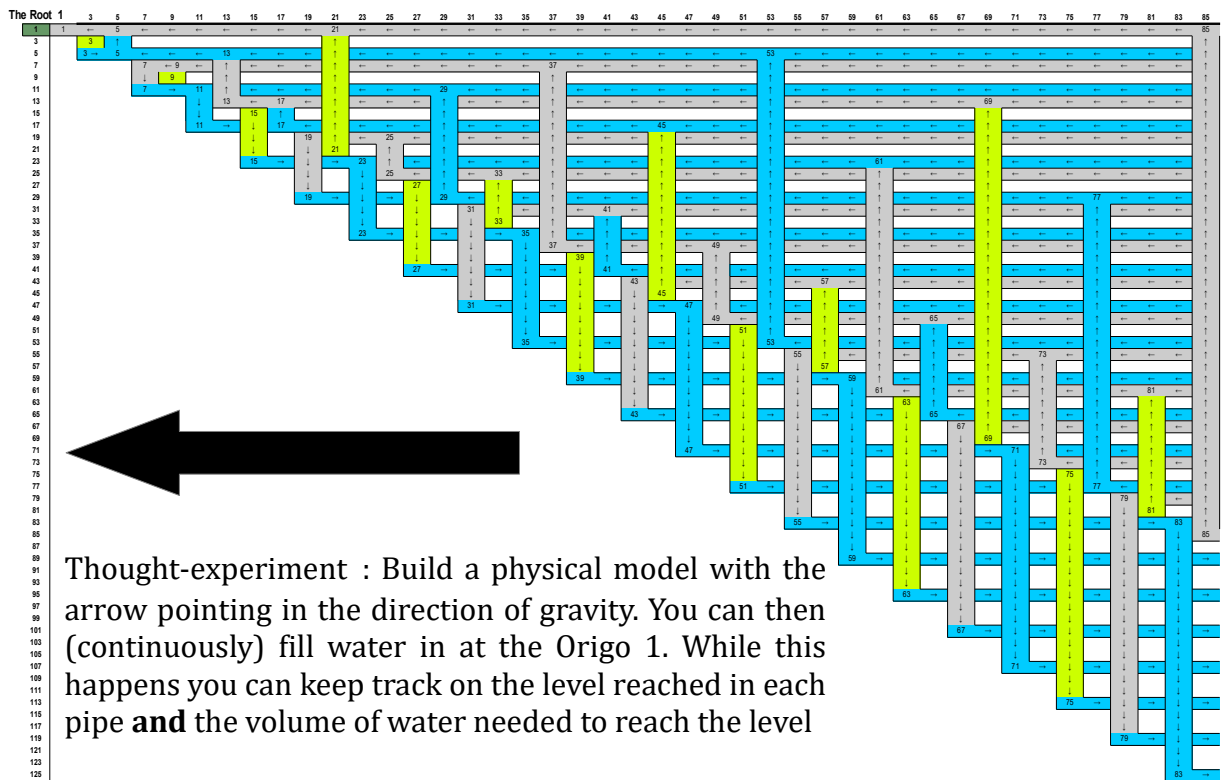


Fig. 5b The Collatz Flow-Diagram Distance-Incomplete

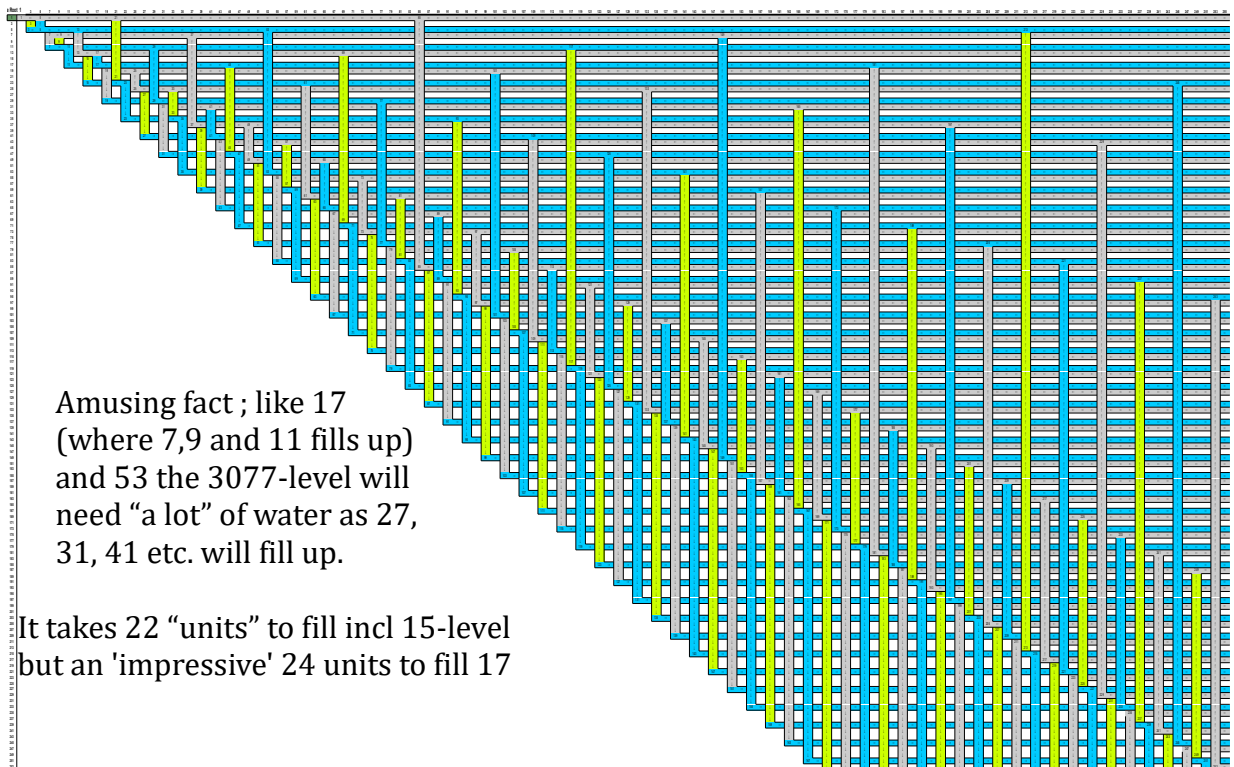
Again please notice the “tartan-like” pattern gradually filling out

The last figure is included FYA. It is an earlier version of a flow-diagram (made before realizing that the Adjacency-Matrix was of course the “natural habitat” for such a Flow-Diagram)



Thought-experiment : Build a physical model with the arrow pointing in the direction of gravity. You can then (continuously) fill water in at the Origo 1. While this happens you can keep track on the level reached in each pipe **and** the volume of water needed to reach the level

Fig. 6a “Rigid pipeline” Close-up



Amusing fact ; like 17 (where 7,9 and 11 fills up) and 53 the 3077-level will need “a lot” of water as 27, 31, 41 etc. will fill up.

It takes 22 “units” to fill incl 15-level but an 'impressive' 24 units to fill 17

Fig. 6b “Rigid pipeline” Distance

An engineer would say the pipeline is “construct-able” (new pumps & pipes etc. when *needed*)