

A Similarity Solution of Rear Stagnation-point Flow over a Flat Plate in Two Dimensions

Chio Chon Kit

Abstract

This paper investigates the nature of the development of vortex shedding for two-dimensional unsteady flow of an incompressible fluid at rear stagnation point.

Keywords: Rear Stagnation-point Flow, Third-order Partial Differential Equation, Analytical Solution, Numerical Solution

1. Introduction

The classical two-dimensional steady stagnation-point flow on the plane boundary $y = 0$ can be analysed exactly by Hiemenz [1]. At a rear stagnation point, on a circular cylinder say, the external flow is extracted away from the rear stagnation point. Common observation shows that when the flow is everywhere irrotational. A vortex sheet is formed near the plane and reversed flow develops in the region of vortical flow.

Forward stagnation point at which a balance is achieved between diffusion of vorticity and the inertia results in a steady solution. Rear stagnation-point flows against an infinite flat wall do not have analytic solution in two dimensions, but certain reverse flows have solution in three dimensions [2].

Proudman and Johnson [3] first suggested that the convection terms dominate in considering the inviscid equation in the body of the fluid. By introducing a very simple function of a particular similarity variable and neglecting the viscous forces in their analytic result for region sufficient far from the wall, they obtained an asymptotic solution in reversed stagnation-point flow, describing the development of the region of separated flow for large time t .

The general feature of the predicted streamline pattern is sketched in Figure 1.

2. Flow Analysis Model

We shall demonstrate the flow analysis for the two-dimensional case. We begin with writing the governing equations in conservative velocity form in the Cartesian coordinates:

$$\frac{\partial u}{\partial x} + \frac{\partial v}{\partial y} = 0 \quad (1a)$$

$$\frac{\partial u}{\partial t} + u \frac{\partial u}{\partial x} + v \frac{\partial u}{\partial y} = -\frac{1}{\rho} \frac{\partial p}{\partial x} + \nu \left(\frac{\partial^2 u}{\partial x^2} + \frac{\partial^2 u}{\partial y^2} \right) \quad (1b)$$

$$\frac{\partial v}{\partial t} + u \frac{\partial v}{\partial x} + v \frac{\partial v}{\partial y} = -\frac{1}{\rho} \frac{\partial p}{\partial y} + \nu \left(\frac{\partial^2 v}{\partial x^2} + \frac{\partial^2 v}{\partial y^2} \right) \quad (1c)$$

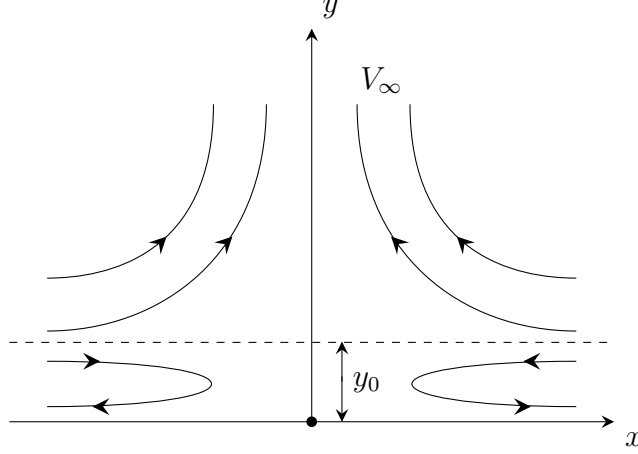


Figure 1: Streamlines of rear stagnation-point flow

The equation of continuity (1a) is integrated by introducing the stream function ψ :

$$u = \frac{\partial \psi}{\partial y} \quad \text{and} \quad v = -\frac{\partial \psi}{\partial x} \quad (2)$$

In rear stagnation flow without friction (ideal fluid flow), the stream function may be written as

$$\psi = \psi_\infty = -A_\infty xy \quad (3)$$

where A_∞ is a constant and from which

$$U_\infty = -A_\infty x \quad \text{and} \quad V_\infty = A_\infty y. \quad (4)$$

We have $U_\infty = 0$ at $x = 0$ and $V_\infty = 0$ at $y = 0$, but the no-slip boundary at wall ($y = 0$) cannot be satisfied.

In a (real) viscous fluid the flow motion, Proudman and Johnson [3] model the flows by considering a very simple function of a particular similarity variable

$$\psi = -\sqrt{A\nu}xf(\eta, \tau) \quad (5a)$$

$$\eta = \sqrt{\frac{A}{\nu}}y \quad (5b)$$

$$\tau = At \quad (5c)$$

Equation (1) then gives, for $f(\eta, \tau)$,

$$f_{\eta\tau} - (f_\eta)^2 + ff_{\eta\eta} - f_{\eta\eta\eta} = -1, \quad (6)$$

with the boundary conditions

$$f(0, \tau) = f_\eta(0, \tau) = 0 \quad (7a)$$

$$f_\eta(\infty, \tau) = 1. \quad (7b)$$

Considering unsteady similarity variables (5) in the form of η only, we have

$$\psi = -\sqrt{A(t)\nu}xf(\eta, \tau) \quad (8a)$$

$$\eta = \sqrt{\frac{A(t)}{\nu}}y \quad (8b)$$

Recall the governing equation (1b)

$$\frac{\partial u}{\partial t} + u\frac{\partial u}{\partial x} + v\frac{\partial u}{\partial y} = -\frac{1}{\rho}\frac{\partial p}{\partial x} + \nu\left(\frac{\partial^2 u}{\partial x^2} + \frac{\partial^2 u}{\partial y^2}\right)$$

and unsteady similarity variables (5) yields

$$-\frac{1}{2}\dot{A}x\eta f'' - \dot{A}xf' + A^2x(f')^2 - A^2xf f'' = -\frac{1}{\rho}\frac{\partial p}{\partial x} - A^2xf'''$$

or

$$-f''' + ff'' - (f')^2 = -\frac{\dot{A}}{A^2}\left(f' + \frac{1}{2}\eta f''\right) + \frac{1}{A^2x\rho}\frac{\partial p}{\partial x} \quad (9)$$

Substitution in boundary conditions (7) gives the equation

$$f''' - ff'' - 1 + (f')^2 = \kappa\left(f' + \frac{1}{2}\eta f'' - 1\right) \quad (10a)$$

$$f(0) = f'(0) = 0 \quad (10b)$$

$$f'(\infty) = 1 \quad (10c)$$

where

$$\kappa = \frac{\dot{A}}{A^2} \quad (11)$$

is required to be constant in time, and then integrates to give

$$A(t) = \frac{1}{\kappa(t_0 - t)} \quad (12)$$

approaching a singularity at finite time $t = t_0$.

Noting that $\kappa = \dot{A}/A^2 = fL/U_\infty$ is equivalent to Strouhal number, describing the ratio between inertial forces due to the local acceleration and the inertial forces due to the convective acceleration in unsteady flow. f is the frequency of vortex shedding, L is the characteristic length and U_∞ is the external flow velocity.

It should be noted that the dimensionless velocity distribution f_η is, from (5), independent of the length x , and thus equation (10) is a similarity equation of the full Navier-Stokes equation at two-dimension rear stagnation point.

3. Insolubility when $\kappa = 0$

It is proven that all of the solutions, however, do not satisfy the boundary conditions when $\kappa = 0$.

Lemma 1. *No solution $f'(\eta)$ exists which has stationary value of 1 for finite η when $\kappa = 0$.*

Proof. Set $\kappa = 0$ and rearrange Eq. (10) yields

$$f''' = 1 - (f')^2 + ff'' \quad (13)$$

Suppose for $\eta = \eta_0$, we have $f'(\eta_0) = 1$ and $f''(\eta_0) = 0$. Afterwards, it follows from the derivatives of Eq. (13) that f''' and all higher derivatives are zero when $\eta = \eta_0$. Considering a variable transformation

$$\begin{aligned} \lambda(\eta) &= f'(\eta) \\ \lambda(\eta_0) &= 1 \end{aligned} \quad (14)$$

Expand the function into Taylor's series near η_0 , we have

$$\begin{aligned} f'(\eta) = \lambda(\eta) &= \sum_{n=0}^{\infty} \frac{\lambda^{(n)}(\eta_0)}{n!} (\eta - \eta_0)^n \\ &= \lambda(\eta_0) + \sum_{n=1}^{\infty} \frac{\lambda^{(n)}(\eta_0)}{n!} (\eta - \eta_0)^n \\ &= 1 + \sum_{n=1}^{\infty} \frac{\lambda^{(n)}(\eta_0)}{n!} (\eta - \eta_0)^n \\ &\equiv 1 \end{aligned}$$

Hence, the boundary condition $f'(0) = 0$ is thus not satisfied and the Lemma is proved.

Lemma 2. *When f' has a stationary value, if $|f'| < 1$ it is a minimum and if $|f'| > 1$ it is a maximum.*

Proof: From Eq. (13), when f' has a stationary value, it means $f'' = 0$ and Eq. (13) becomes

$$f''' = 1 - (f')^2 \quad (15)$$

If $|f'| < 1$, $f''' > 0$ and it is minima. Else if $|f'| > 1$, $f''' < 0$ and it is maxima. Eventually, the lemma is proved.

Theorem 1. *Given any $f'(\eta) \rightarrow 1$ as $\eta \rightarrow \infty$, no solution of Eq. (10) exists when $\kappa = 0$.*

Proof : When $|f'| < 1$, since $f' \rightarrow 1$ as $\eta \rightarrow \infty$, then f'' must be greater than zero. Hence, recall from Eq. (13),

$$f''' = 1 - (f')^2 + ff'' > 0.$$

for all $\eta > \eta_0$. After integrating $f'''(\eta) > 0$ from η_0 to $\eta > \eta_0$, we have

$$f''(\eta) > f''(\eta_0) = K > 0.$$

Another integration from η_0 to $\eta > \eta_0$ yields

$$f'(\eta) > f'(\eta_0) + K(\eta - \eta_0).$$

By Lemma 2, $f'(\eta)$ has at most one stationary value because one cannot have two consecutive stationary values which are both minima. Since $f''(\eta) > 0$, when $\eta \rightarrow \infty$, $f'(\eta) \rightarrow \infty$. It violates that $f'(\eta) \rightarrow 1$. A similar argument shows that a solution cannot approach to 1 when $|f'| > 1$.

4. Similarity Analysis

Equation (10) is a third-order nonlinear ordinary differential equation. A crucial step in obtaining an analytical solution involves rearranging the equation as an autonomous differential equation. In mathematics, an autonomous differential equation is a system of ordinary differential equations which does not explicitly depend on the independent variable.

In order to omit the variable η in the differential equation (10), it is generally accepted as a change of variable

$$F = f + \frac{\kappa}{2}\eta \quad (16)$$

and the equation becomes

$$F''' - FF'' + (F')^2 - 2\kappa F' + \frac{3}{4}\kappa^2 - 1 + \kappa = 0 \quad (17a)$$

$$F(0) = 0, \quad F'(0) = \frac{\kappa}{2}. \quad (17b)$$

Noting that the equation (17) becomes to an autonomous differential equation when $-\frac{3}{4}\kappa^2 - 1 + \kappa = 0$. In another word, if $\kappa = -2$ or $\kappa = \frac{2}{3}$, the equation (17) could be expressed into a differential equation without dependent variable.

4.1. Case of $\kappa = \frac{2}{3}$

The differential equation (17) changes into the form as

$$F''' - FF'' + (F')^2 - \frac{4}{3}F' = 0 \quad (18)$$

The solution of differential equation (18) can be obtained similarly by rewriting as another polynomial

$$F = a + be^{-\delta\eta} \quad (19a)$$

$$a = \frac{1}{\delta} \quad (19b)$$

$$b = -\frac{1}{\delta} \quad (19c)$$

Substituting (19) into equation (18), and comparing the coefficients in the powers of $e^{-\delta\eta}$ leads to the determination of $\delta = \pm 1$. This results into another velocity function as

$$f(\eta) = -\frac{1}{3}\eta \pm \frac{1}{3}(1 - e^{\mp\eta}) \quad (20a)$$

$$f'(\eta) = -\frac{1}{3}(1 - e^{\mp\eta}) \quad (20b)$$

where f' tends exponentially to a negative constant as $\eta \rightarrow \infty$. We get an immediate contradiction that the flow field is not able to remain unchanged at sufficient distances far away from the wall at any finite time. As a result, no solution to equation (18) exists.

4.2. Case of $\kappa = -2$

The differential equation (17) changes into the form as

$$F''' - FF'' + (F')^2 + 4F' = 0 \quad (21)$$

Equation (21) is analytically solvable that the solution might be expressed as a low order polynomial. It is suggested that

$$F = a + be^{-\delta\eta} \quad (22a)$$

$$a = -\frac{1}{\delta} \quad (22b)$$

$$b = \frac{1}{\delta} \quad (22c)$$

Substituting (22) into equation (21), and comparing the coefficients in the powers of $e^{-\delta\eta}$ leads to the determination of $\delta = \pm\sqrt{3}i$. Collecting results, the velocity function becomes

$$f(\eta) = \eta \mp \frac{1}{\sqrt{3}i}(1 - e^{\mp\sqrt{3}i\eta}) \quad (23a)$$

$$f'(\eta) = 1 - e^{\mp\sqrt{3}i\eta} \quad (23b)$$

The particular solution (23) is noteworthy in that it is completely analytical and can be expressed into the complex form as

$$f(\eta) = \eta - \frac{1}{\sqrt{3}} \sin \sqrt{3}\eta \pm \frac{i}{\sqrt{3}}(1 - \cos \sqrt{3}\eta) \quad (24a)$$

$$f'(\eta) = 1 - \cos \sqrt{3}\eta \pm i \sin \sqrt{3}\eta \quad (24b)$$

In view of solution (23) and (24), the flow far away from the boundary becomes

$$\lim_{\eta \rightarrow \infty} f(\eta) = \eta$$

which implies that the flow field remains unchanged at sufficient distances and the potential flow can be satisfied as the boundary condition as $\eta \rightarrow \infty$. No trouble arose from the idealization of Proudman and Johnson to neglecting the viscous term in their analytic result for region sufficient far from the wall.

The solution is obtained in the similarity transformation for unsteady viscous flows. The first term of (24) shows that the external flow is directed toward the y -axis and away from the wall. The appearance of a negative value in the second term in (24) describes a periodic velocity directed toward the wall.

5. Numerical Solution

Equation (10) is a third-order nonlinear ordinary differential equation. In numerical analysis, the Runge–Kutta methods are an important family of implicit and explicit iterative methods for the approximation of solutions of ordinary differential equations. This method

applies a trial step at the midpoint of an interval to cancel out lower-order error terms, besides; Runge–Kutta formulas are the methods of solving initial value problems for ordinary differential equations.

For example solving an n^{th} -order problem numerically is common practice to reduce the equation to a system of n first-order equations. Then, by defining $y_1 = f$, $y_2 = f'$, $y_3 = f''$, the ODE reduces to the form

$$\frac{dy}{d\zeta} = \begin{bmatrix} y_2 \\ y_3 \\ 1 - (y_2)^2 + y_1 y_3 + \kappa \left(y_2 + \frac{1}{2} t y_3 - 1 \right) \end{bmatrix} \quad (25)$$

The first task is to reduce the equation above to a system of first-order equations and define in MATLAB a function to return these. The relevant MATLAB expression for Eq. (25) would be:

Listing 1: System of first-order equations

```
function dy = stagnation(t,y)
k=-2;
dy = zeros(3,1);
dy(1) = y(2);
dy(2) = y(3);
dy(3) = 1-y(2)*y(2)+y(1)*y(3)+k*(y(2)+0.5*t*y(3)-1);
```

Later, it is required to apply *ode23*, an ode solver in MATLAB, to solve the initial value problem. The commands written in MATLAB would be

Listing 2: ODE solver

```
function main
x=20;
[T,Y] = ode23(@stagnation,[0 x],[0 0 0]);
X = Y;
plot(T,Y(:,1),'-r',T,Y(:,2),'-g',T,Y(:,3),'-b')
```

The complete solutions of two-dimensional rear stagnation-point flow with different values of κ are shown from Figures (2) to (8). In these figures the similarity stream function f , the velocity profile f' and the shear stress f'' are represented.

The result looks interesting from both theoretical and engineering points of view. A single dividing streamline plane separates streamlines approaching the plate from external flow streamlines. It is observed that if Strouhal number $\kappa \leq -2$, the similarity solution remains unchanged at distance far away from wall. When $-2 < \kappa \leq -1.5$, the solution becomes periodic on the entire flow region. And when $\kappa > -1.5$, the solution behaves frustrated and does not remain unchanged far away from the wall.

Another effect of boundary-layer separation is regular shedding of vortices. Vortices shed from the wall at a frequency f depending on Strouhal number when $-2 < \kappa \leq -1.5$. Vortex shedding will create alternating force that cause the wall to vibrate. If the shedding frequency coincides with the resonance frequency of the wall, it will cause wall to fail. These vibrations could be established and reflected at different frequencies depending on their origin in adjacent solid or fluid, and resonance could be either damped or amplified.

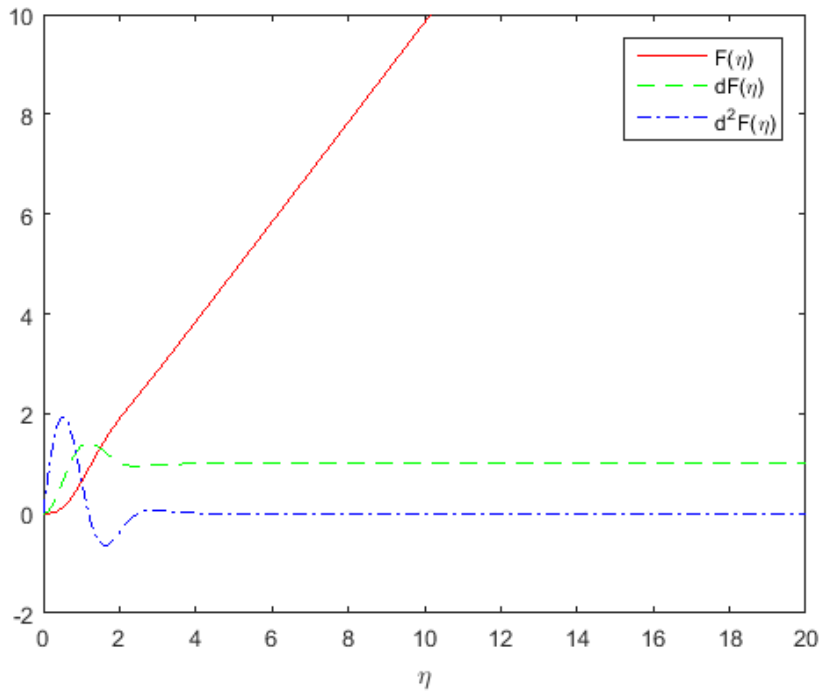


Figure 2: Numerical solution as $\kappa = -5$

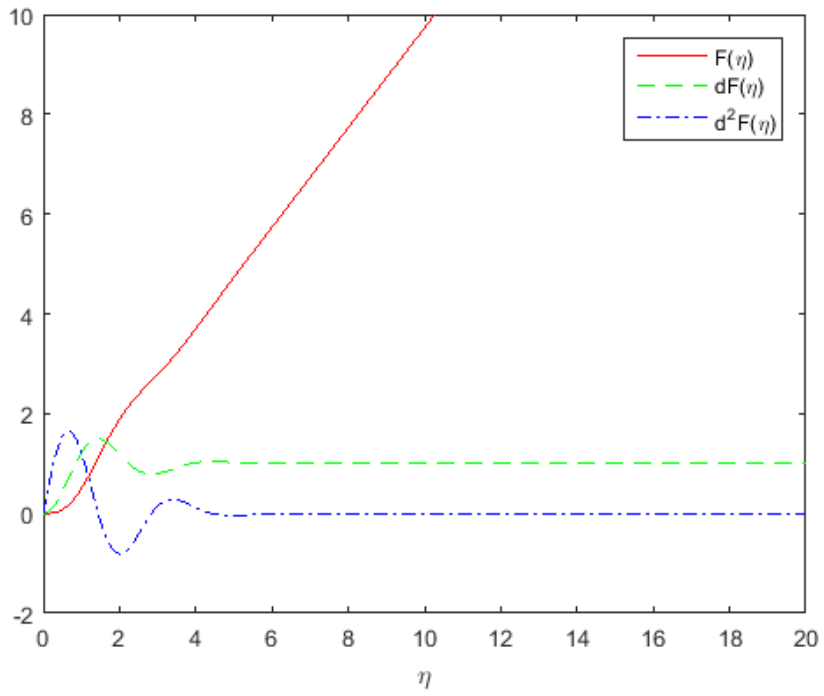


Figure 3: Numerical solution as $\kappa = -3$

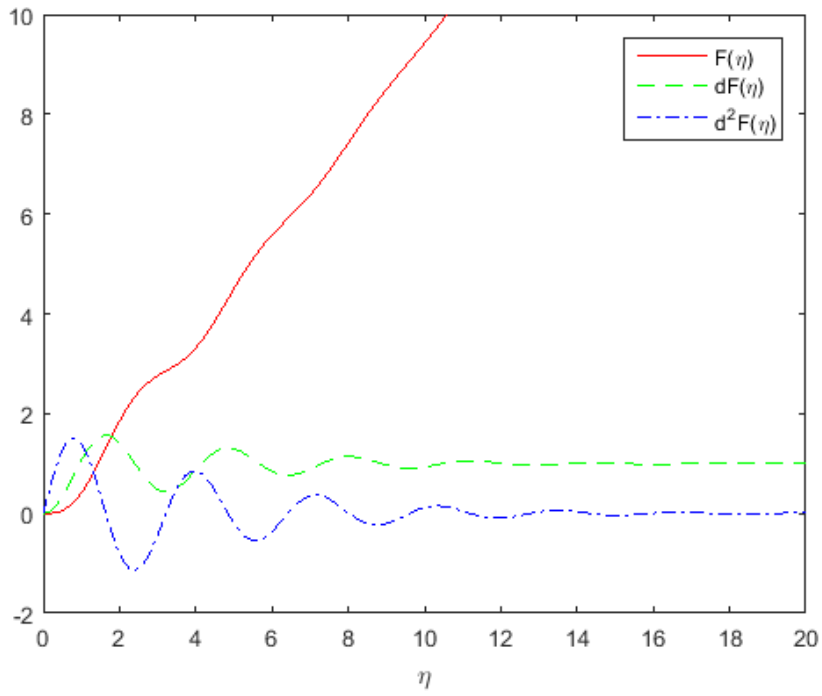


Figure 4: Numerical solution as $\kappa = -2$

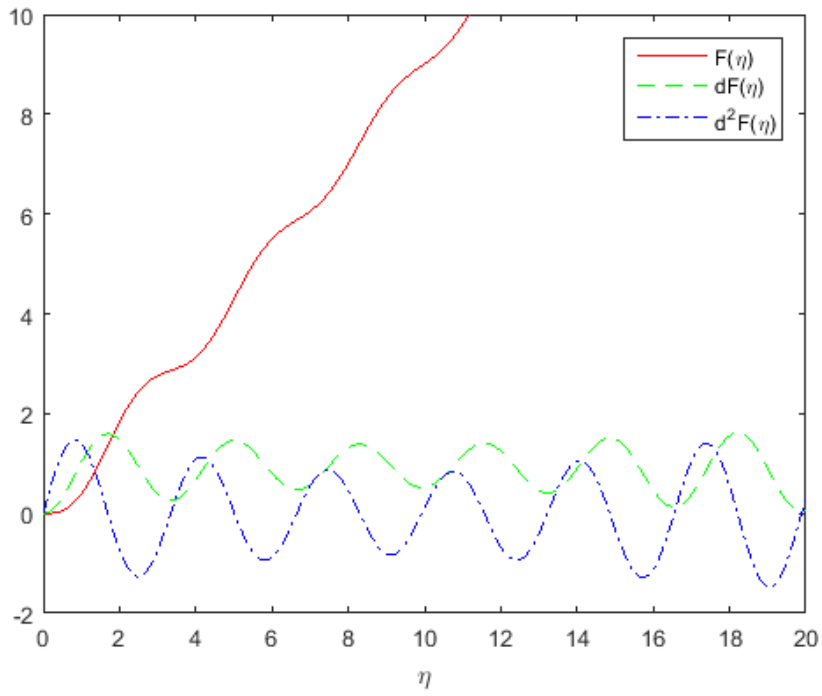


Figure 5: Numerical solution as $\kappa = -1.8$

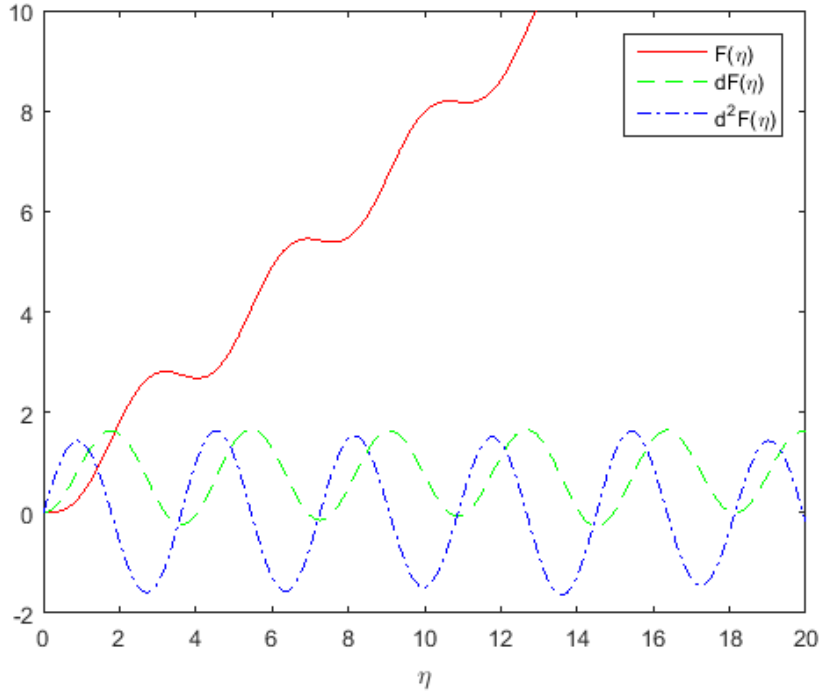


Figure 6: Numerical solution as $\kappa = -1.5$

In the rear stagnation-point flow, the vortex shedding frequency is closely related to the instability of the flow field. Boundary conditions in here play a crucial role. The presence of the wall leads to the formation of the boundary layer, and boundary layer separation is one of the important reasons for vortex shedding. When boundary layer separation occur in the flow field, it will trigger the formation and shedding of vortices, and the shedding process has a certain periodicity.

The characteristics of the wall (such as roughness, temperature, etc.) will affect the flow in the boundary layer and, in turn, affect the vortex shedding frequency. For example, a rough wall may increase the disturbance in the boundary layer, prompting vortices to shed earlier and thus affecting the shedding frequency.

External flow conditions (such as the external flow velocity V_0 , pressure, etc.) will also have an impact on the vortex shedding frequency. When the external flow velocity changes, the pressure distribution and velocity gradient in the flow field change, affecting the degree of boundary layer separation and the process of vortex formation and shedding, thus changing the vortex shedding frequency.

According to fluid mechanics theory, the vortex shedding frequency is usually related to the characteristic parameters of the flow field, such as the Reynolds number ($Re = \frac{VL}{\nu}$, where V is the average velocity, L is the characteristic length, and ν is the kinematic viscosity), the Strouhal number ($St = \frac{fL}{V}$, where f is the vortex shedding frequency), etc. It is reasonable to state that, in general, separation will occur near the wall as $\eta \rightarrow 0$. The phenomenon of reversed flow with boundary-layer separation occurred and the region of reversed flow will move outward away from the wall periodically as $\kappa < -2$.

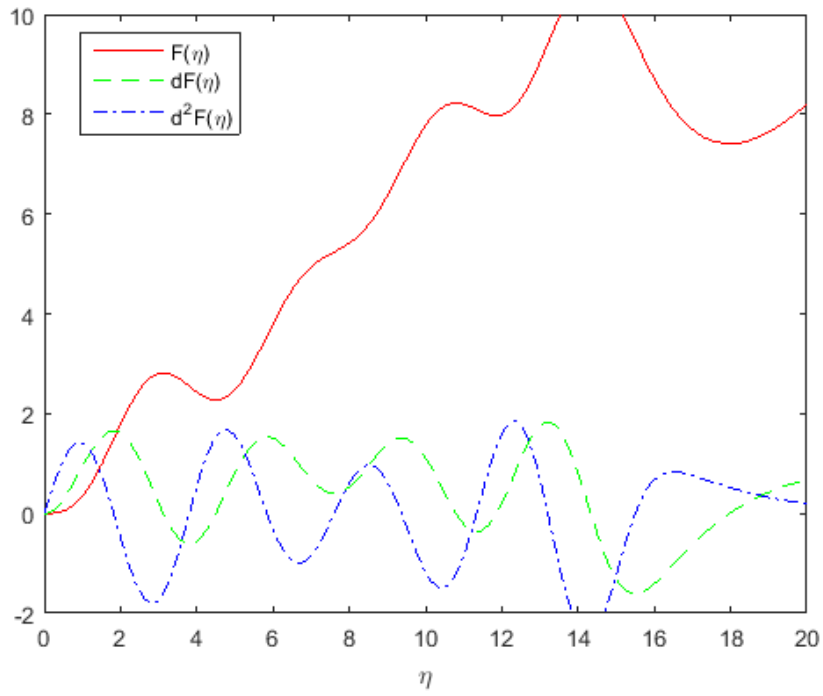


Figure 7: Numerical solution as $\kappa = -1.385$

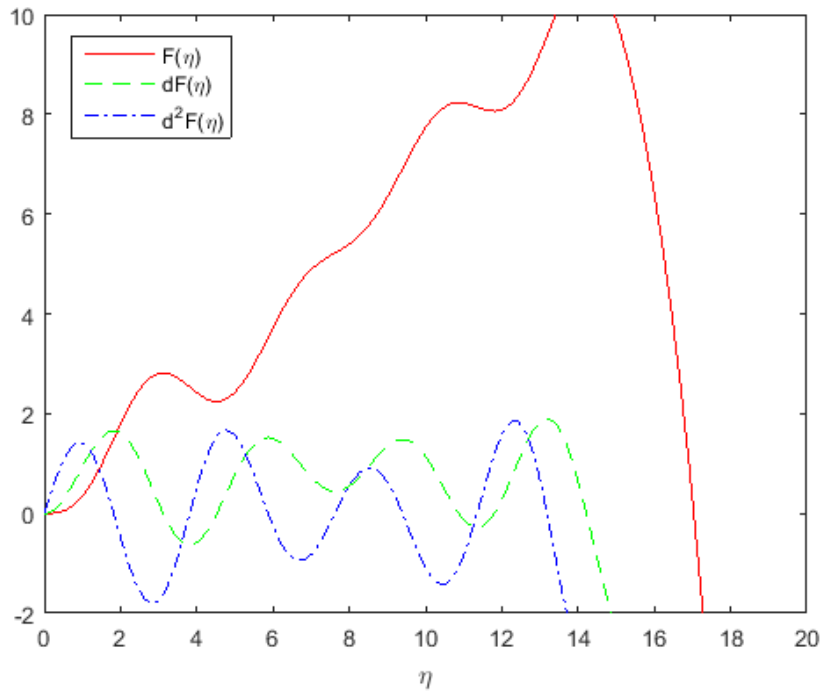


Figure 8: Numerical solution as $\kappa = -1.38$

6. Conclusion

Analytical and numerical analysis of rear stagnation-point flow is studied. This study provides that the similarity solution of rear stagnation-point flow does not exist in particular cases, because the governing equation does not satisfy the boundary conditions. Similarity equations are solved and the flow solution is provided as an exact solution of Navier-Stokes equations.

References

- [1] K. Hiemenz, “Die Grenzschicht an einem in den gleichförmigen Flüssigkeitsstrom eingetauchten geraden Kreiszyylinder, *Dingl. Polytech.*,” *J*, vol. 326, pp. 321–410, 1911.
- [2] A. Davey, “Boundary-layer flow at a saddle point of attachment,” *Journal of Fluid Mechanics*, vol. 10, pp. 593–610, 1961.
- [3] I. Proudman and K. Johnson, “Boundary-layer growth near a rear stagnation point,” *Journal of Fluid Mechanics*, vol. 12, no. 02, pp. 161–168, 1962.