
OCEAN WAVE ENERGY CONVERTERS OPTIMIZATION: A COMPREHENSIVE REVIEW ON RESEARCH DIRECTIONS

A PREPRINT

Danial Golbaz

School of Civil Engineering
College of Engineering
The University of Tehran
Iran
Dgolbaz@ut.ac.ir

Rojin Asadi

School of Civil Engineering
College of Engineering
The University of Tehran
Iran
rojinasadi@ut.ac.ir

Erfan Amini

School of Civil Engineering
College of Engineering
University of Tehran
Tehran 13145, Iran
erfan.amini@ut.ac.ir

Hossein Mehdipour

School of Civil Engineering
College of Engineering
The University of Tehran
Iran
hossein.mehdipour@ut.ac.ir

Mahdieh Nasiri

School of Mechanical Engineering
Iran University of Science and Technology
Iran
mahdie_nasiri@alumni.iust.ac.ir

Meysam Majidi Nezhad

Department of Astronautics
Electrical and Energy Engineering (DIAEE)
Sapienza University of Rome
Italy
meysam.majidinezhad@uniroma1.it

Seyed Taghi Omid Naeni

Associate Professor in School of Civil Engineering
College of Engineering
The University of Tehran
Iran
meysam.majidinezhad@uniroma1.it

Mehdi Neshat

Optimization and Logistics Group
School of Computer Science
The University of Adelaide
Australia
mehdi.neshat@adelaide.edu.au

May 18, 2021

ABSTRACT

Ocean wave energy is one of the latest renewable energy resources, projected to be commercialized and competitive with other energy technologies in the near future. However, wave energy technologies are not fully developed, so various criteria must be optimized to enter the energy market. To optimize the performance of wave energy converters (WECs) components, three challenges are mostly considered: i) Power take-off systems settings (PTO), ii) Geometry parameters of WECs, iii) WECs' layout. As each of them plays a significant role in harnessing the maximum power output, this paper reviews applied optimization techniques in WECs. Furthermore, due to the importance of fidelity and computational cost in numerical methods, we discuss methods to analyze a WEC together with the basics and developments of WECs interactions. Moreover, the most popular optimization methods applied to optimize WEC parameters are categorized, and their key characteristics are briefly discussed. As a result, in terms of convergence rate, a combination of bio-inspired algorithms and local search can outperform the competition in layout optimization. A review of PTO coefficients and the geometry of WECs have emphasized the indispensability of optimizing PTO coefficients and

balancing design parameters with cost issues even though it is costly on multi-modal and large-scale problems.

Keywords Wave Energy Converters · Numerical methods · Layout optimization · Local search method · PTO systems · Geometry design.

1 Introduction

Nowadays, due to the necessity of investigating ocean renewable energies, particularly wave energy which has a great potential for energy harnessing, the need for comprehensive studies on this issue has become essential. Interestingly, the number of publications on this subject has skyrocketed over the last two decades. Although the reasons for the increased interest may be environmental and financial, the capacity of extracting energy from optimized wave energy converters is enhanced in comparison with a non-optimized array of WECs. Researchers apply optimization methods to various aspects of the project, from determining the best installation location to minimizing the Levelized cost of energy (LCOE). The optimization methods can firstly be used to identify potential locations for extracting more power from incident waves. Next, after selecting the type and model of WEC, the shape and dimensions of the converter can be optimized. Following that, capturing more power necessitates the use of optimal Power Take-Off parameters and the selection of an effective control strategy for a chosen WEC [1], which has a high priority in the European countries. Furthermore, the mooring and foundation of such structures are challenging in which to find the optimal design. One of the most important optimization problems of exploiting wave energy projects is the configuration of the WECs in an array because the interaction and coupling effects between the converters and water may have a direct relationship with the power output of the array. Researchers have even attempted to optimize the q-factor (a factor that determines whether the interactions are effective or destructive) in order to achieve the optimal configuration and maximize the power output [2]. Obviously, there are other issues in between that were taken into account to benefit from finding the optimal solution. The problems of extracting renewable energy from waves (which involves using various types of wave energy converters, particularly point absorbers) have majorly been solved over the last three decades. Furthermore, case studies have been published based on potential locations to assess the probability of harnessing energy. Besides that, the importance of finding the optimal solution to the related problems has recently motivated researchers to focus on this issue. In fact, not only has the interest in optimizing studies increased, but also has the interest in solving problems using Computational Fluid Dynamics (CFD) methods[3].

In recent years, many papers have been published on the optimization problem of wave energy converters, with the majority of modifying and applying metaheuristic optimization algorithms such as Genetic Algorithm (GA) [4] Differential Evolution (DE) [5], gradient descent [6], and Simulated Annealing algorithm (SA) [7]. All aspects of the array, such as lifetime cost, Capital Expenditure (CAPEX), LCOE, environmental impact, maintenance, and others, must be considered. However, The maximum power output is the most intriguing parameter for increasing revenue from energy extraction.

The purpose of this paper is to review articles that investigate the optimized configurations of an array of WECs, regardless of whether the optimized fitness function is directly developed for this purpose or not. We attempted to discuss specific aspects of wave energy problems, such as analyzing a single WEC and interaction effects, in a brief manner. Before arguing approaches to analyzing a wave energy converter and discussing interaction resources and parameters, we begin the paper by looking at six types of converters, followed by an argument over worldwide projects and related case studies. Following that, we classified metaheuristic optimization-related articles based on the scientific community's interest. We provide a review for the PTO system, the geometry of a WEC, as well as regular and arbitrary patterns, in three parts.

The structure of this article is outlined as follows. Section 1 introduces the classifications for WECs, then provide an overview of recent case studies and projects in different countries. Section 2 enumerates articles that surveyed the numerical methods for analyzing a wave energy converter and the interactions between the converters in an array. After that, we present the case study papers from recent years. Section 3 introduces the recent technologies and heuristic optimization methods used in the fields, followed by a more in-depth look at the layout configuration, PTO parameter, and geometry of a WEC. Finally, section 4 concludes the article.

1.1 Converters Classification

Professor Salter [8], who studied wave power and discussed its potential, pioneered wave energy conversion and the installation of various WECs in 1973. Later, academia and a number of institutions set aside funds to facilitate the research.

Figure 1 shows that in the 1970s, researchers became interested in the field of ocean wave energy. However, since the beginning of the twenty-first century, the number of documents in this field has increased significantly. Figure 2 represents the number of publications by the top ten journals in this field, from 1974 to 2020. Between 2000 and 2002, the Journal of Physical Oceanography published approximately 70 papers that made notable contributions to academia. Other journals, such as Renewable Energy and Ocean engineering, have published numerous papers in this field during the last three years. According to the published papers, various subjects such as earth and planet, engineering, and energy have the most interest among researchers, as shown in Figure 3. Furthermore, most mentioned subjects are articles and conference papers, while review papers contain only 2.3% of all published studies.

To this day, there are at least six well-known classifications of converters, based on the installation location, type, principle of PTO system, working principles, floating or submerged, and degree of freedom (DOF) number. The last two items are easy to follow based on their definitions because they are either floating, fully submerged, partially submerged structures, or placed on the seabeds. There are also six degrees of freedom that can be divided into two parts. The first part contains rotational degrees, including roll, pitch, and yaw DOF, and the second one contains translational degrees, including heave, sway, and surge. The WECs can be classified based on the number of DOF they have. It should be note that, a few of WECs are hybrid such as [10] that experiments the concept of combination

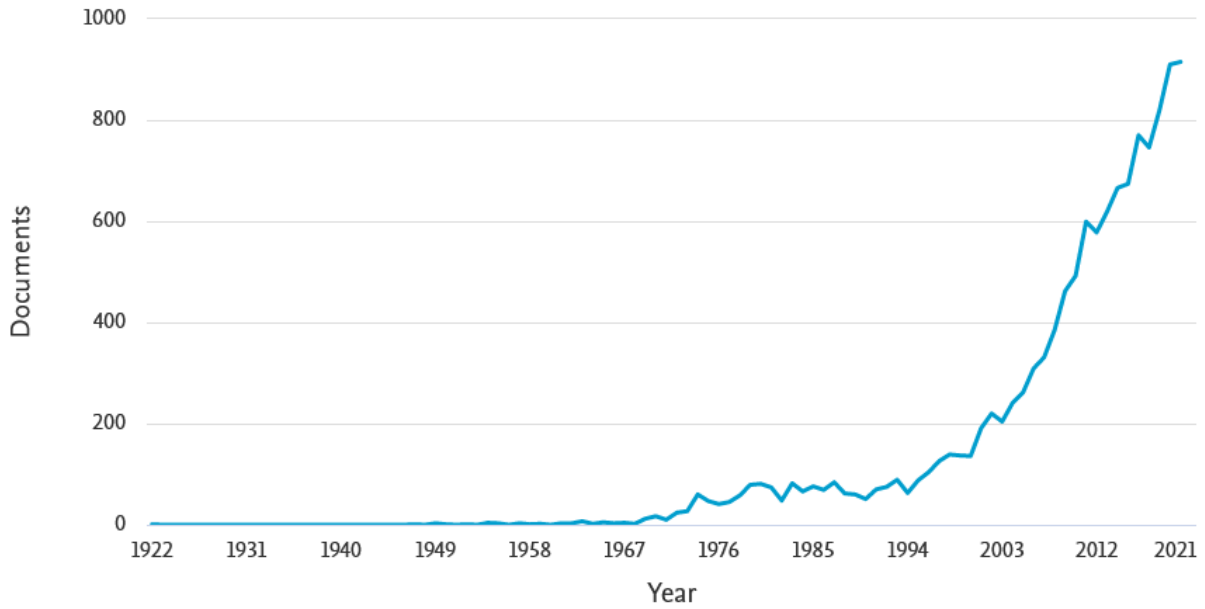


Figure 1: The statistical results of published papers in the field of 'ocean wave energy' between 1922 and 2020 [9]

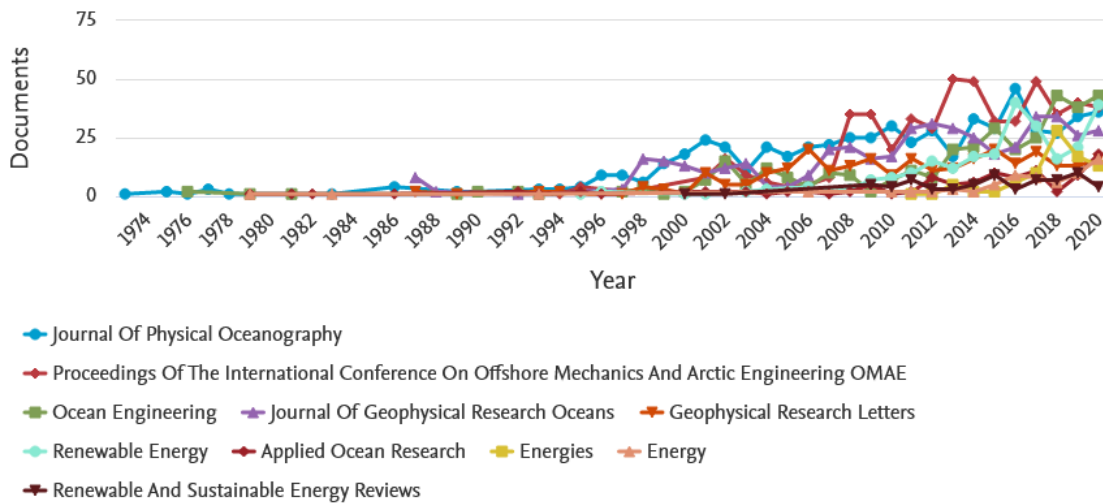


Figure 2: The most number of published papers by the top 10 scientific journals in the field of 'ocean wave energy' from 1974 to 2020 [9]

of tension leg platform wind turbine with a heaving wave energy converter. Here is given a brief description for other helpful classifications.

1. Location: There are three parts to the installation site for converters. Onshore systems are WECs that are built along the shoreline or attached to constructed structures such as breakwaters. Moreover, Nearshore devices are placed at a depth of 10 to 25 meters, 500 to 2000 meters from the shoreline. Nearshore has Limited bathymetric zones, around a quarter wavelength. Finally, offshore systems, which range in depth from 40

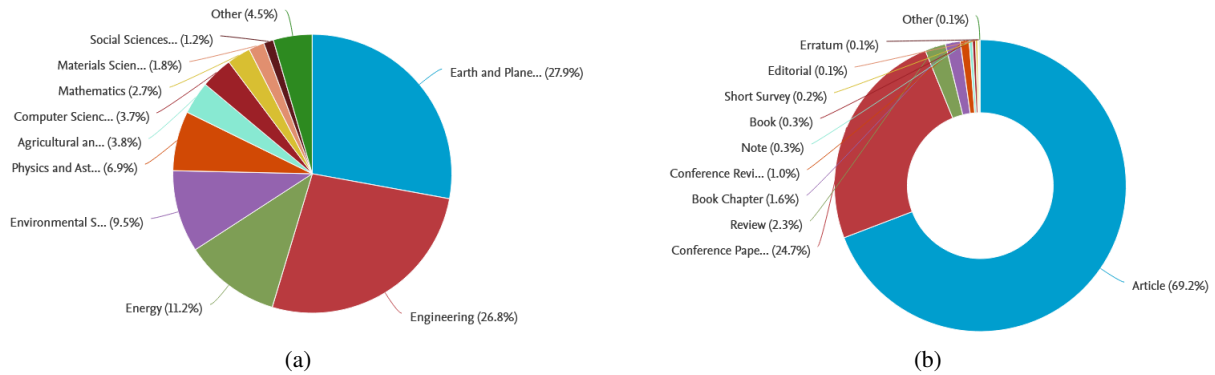


Figure 3: The contribution percentage of (a) subject areas, (b) documents type in the field of 'ocean wave energy' [9] based on the published papers.

meters to over 100 meters, make selecting an adaptable converter to withstand deep water incoming waves challenging [11, 12].

2. Type: The proportion of WECs' dimension to wavelength, as well as their direction to the incident wave, can be classified into the following categories. Attenuators are large, float-on-the-water devices that are oriented parallel to the wave direction. The next one is terminators, which are installed perpendicular to the predominant wave direction and have a regular size that is greater or equal to the wavelength. The last type is point absorbers, a smaller device than the others and has a shorter incoming wavelength. They can be either floated or submerged converters [13, 14].
3. Principle of PTO system: The PTO system is one of the most substantial parts of a WEC. Therefore, various methods have been used to produce electricity. Hydraulic motors, turbines with WECs, and electrical drive-based systems are all well-known PTO system methods [15]. [16] also stated that other PTO systems, such as direct mechanical drive systems, triboelectric nanogenerators, and hybrid systems, have recently been used. The working principles of each PTO system are different from others. For instance, some have an air chamber and convert power from air pressure, especially Wells turbine and impulse turbine. Another type, on the other hand, has hydraulic oil to drive the motor for generating power.
4. Working principles: WECs can be classified into three types based on their functionality. The first is overtopping devices, which absorb energy from waves passing over a ramp that fill a higher level basin or reservoir before releasing the stored water into the sea. The second type is the oscillating water column (OWC). It consists of an air turbine and a chamber with two openings in the bottom and above it. The rise in the water compresses the air in the air turbine to produce energy. The last one is wave activated bodies, which generate energy from the motions of converter caused by the waves [12]. In this classification, mainly introduced by Falcao [17], both PTO system and floating or submerged structures were divided. Moreover, different types of hydro-mechanical conversion are proposed to classify the mentioned three types. This has two Rotating generators with or without energy smoothing, hydro-pneumatic or oleo-pneumatic conversion system, and by

electrical generator directly or indirectly from the movement. More information about the hydro-mechanical conversion types is described in section 3.3.

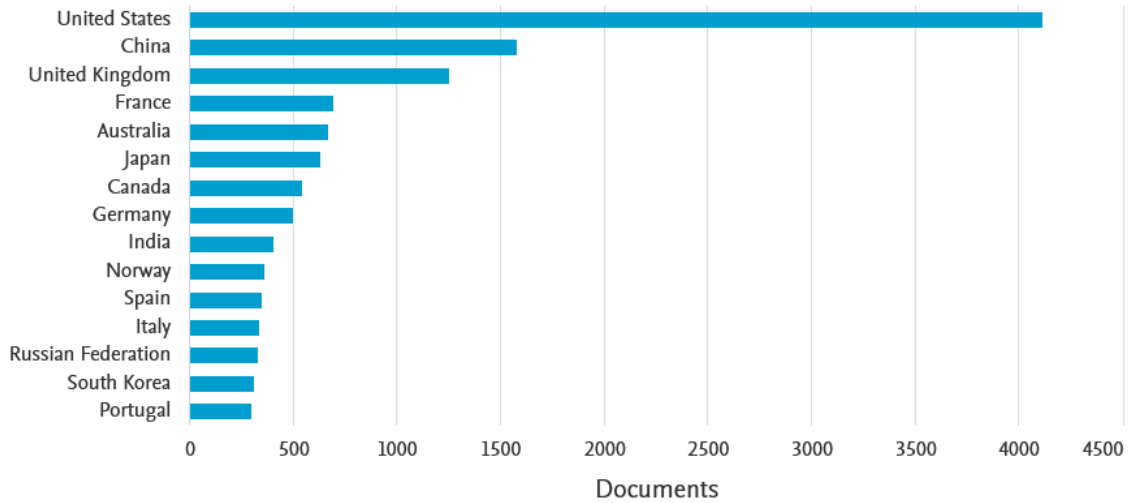
1.2 Case Studies Assessment

During the recent years, countries contributed to publishing documents related to ocean wave energy. However, based on Figure 4, few of these countries' researchers published more than 500 research articles. The United States has worked on this subject and published over 4000 documents, outnumbering China's 1550 papers by far. It should also be noted that institutions can assist academia increase the number of studies. For instance, the Chinese Academia of Sciences and Scripps Institution of Oceanography have collaborated to publish over 600 documents, while the University of Washington Seattle has published approximately 280 papers. Institutions that receive government or private funding can play a vital role in both the industry and academic society.

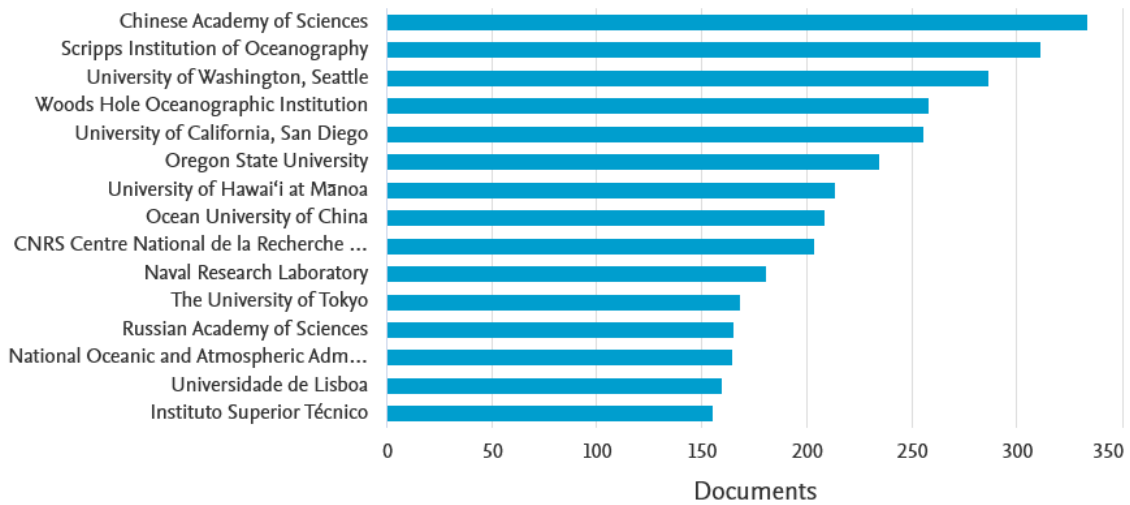
This increase in the number of publications led to initiate large projects by countries and companies in the world. Although a few of them in the recent years working productively, in 2019, the ocean energy sector encountered some obstacles, including the sinking of the Wello's Penguin WEC [18] and the termination of the Western Australian government's contract with Carnegie due to the developer's financial difficulties [19]. Nonetheless, the sector is ripe for technological advancement. The devices currently in use have increased survivability by operating throughout the year under extreme marine conditions; However, due to the limited amount of electricity generated by WECs so far, most devices are still in the pre-commercial phase. Improvements must be made in matters such as WEC design optimizations, the validation of PTO reliability, and proposed LCOE targets. In particular, Wave energy extraction in Europe could reach 30 GW by 2050 under the European Strategic Energy Technology Plan cost-cutting scenario [20][21]. Also, Scotland, the EU, and the United States have all provided research and development funding to projects aimed at developing low Technology Readiness Levels (TRL) technologies and innovative PTO systems since 2016 [22].

In recent years, researchers have focused on European countries more than other regions such as the United States because not only is the mean annual energy is potentially high in those locations but also prospective vision of the EU facilitate the progress of exploiting renewable energy. As an example, Europe continues are the world leader in wave energy sector, with the most full-scale wave energy devices and 1,250 kW of capacity installed per year since 2010. Europe now has the opportunity to consolidate its lead and dominate a new global high-value market [21].

Since the Horizon 2020 (H2020) Framework program launch in 2014, the European Commission (EC) has funded 47 projects to improve various ocean energy technologies. Projects examples are, Waveboost project working on Corpower C3 device optimization, the LiftWEC project to explore the development of WECs concept based on the exploitation of lift forces generated by wave-induced water velocities, and the Opera project, which employed the OceanTec Marmok device in Spanish waters [23]. The Imagine project aims to create a new Electro-Mechanical Generator intended for wave energy applications, which can reduce CAPEX of current PTO technologies by more



(a)



(b)

Figure 4: The sorted top (a) countries and (b) institutions with regard to the number of published documents in 'ocean wave energy' topic from [9].

than 50% while increasing average efficiency to more than 70% and a lifetime to 20 years. The Wave Energy Scotland (WES) PTO program has already provided funding for this technology. The SEA-TITAN project seeks to design, build, test, and validate a direct drive PTO solution that can be used with various WECs. The majority of current wave energy research and development projects are centered on this critical aspect of WECs, the development of reliable PTO [22].

Supporting such technologies also has been done at a national level. The United Kingdom was the first to set the goal of reaching net-zero emissions by 2050. In order to attain this objective, the UK Research and Innovation (UKRI) is currently funding eight projects to work on state-of-the-art wave energy technologies. The main goals of these projects are to enhance the performance and survivability of WECs by developing and testing novel WEC generators, essential device controls and monitoring systems, a highly accurate modeling suite, and investigating the possibility of using new flexible materials for WECs[24]. In addition, UK established the WES, which has supported 90 research projects since 2014. Projects were included novel device concepts, new materials, PTO, and control systems of wave energy devices[25].

Corpower, a Swedish company, attracted almost 20 million Euros for a wave energy project in the northern part of Portugal. The first commercial-scale C4 Wave Energy Converter will be deployed off the coast of Agucadoura in 2021 as a part of a four-system WEC array. By noting extracting five times more energy per ton of device from amplified power capture system, they hope to commercialize the technology till 2024 entirely. The point absorber converter uses Bodycote care in order to improve survivability and its resistance against collision[26][27].

The Australian Renewable Energy Agency (ARENA) has funded Australian companies[25], including Bombora, to investigate the economics of a 60MW wave farm consisting of 40 Bombora WECs at a site near Peniche in Portugal which was completed in 2016[28], Carnegie to develop the CETO6 device (which was canceled later in 2019) [29] and the ongoing Wave Swell project to construct the UniWave200, a 200KW WEC at King island[30].

In China, Guangzhou Institute of Energy Conversion (GIEC) researched, developed, and designed Zhoushan, the first 500kW Sharp Eagle WEC, which was officially deployed in Mazhou island's waters in 2020 and is China's largest single-installed WEC[31].

California, Oregon, Washington, Alaska, and Hawaii have promising wave resources for WEC technologies in the United States. However, the Pacific Northwest's abundance of water supplies appears to be preventing widespread adoption in Washington and Oregon. The East Coast area has a less intense wave resource that may suit smaller-scale and distributed applications[32]. Alaska's wave resource is 890 TWh per year, which is almost 62% of the total available wave energy resource of the U.S[33]. Various projects recently succeeded and currently expanding the absorption of wave energy by U.S. companies[34]. One of the companies currently working on wave energy extraction is Oscilla Power. They are developing multi-modal point absorber WEC called Triton for large-scale arrays and Triton-C for remote communities, both of which can capture power from six DOF. The performance is validated via physical

testing of different scales performed by the Department of Energy (DOE). This WEC has a low installation cost due to the use of flexible tendons[35][25].

2 Recent Challenges and Advances

It is evident that as technologies and advances grow, Challenges grow simultaneously. A challenge in surveying wave energy converter projects is selecting a method for analysis of a WEC and solving hydrodynamic interactions. Moreover, having an understanding of acting interactions and applied forces is beneficial. This section discusses the recent studies about numerical methods to simulate a WEC, followed by challenges over interaction and its parameter.

2.1 Individual WEC Analysis

In most wave energy converter arrays projects, an isolated WEC must be simulated. There are several ways to simulate the WEC, which are different in terms of simulation time and fidelity. From lowest to highest simulation time, some approaches of modeling are mentioned. The most common Methods among the researchers are potential flow (PF) based models, which itself divided into four models [36].

- Linearized potential flow in frequency domain
- Semi-analytical techniques
- Linearized potential flow in time domain
- Nonlinear potential flow

The first approach is using in most of the studies, and its most popular solvers are WAMIT, NEMOH, ANSYS AQWA, based on the number of published articles. Regardless of limitations in the linearized method, researchers continue to use it especially in small arrays because it returns valuable results in short time [37, 38]. Semi-analytical approach has been investigated by many researchers in this field. Some of the most popular solvers used in recent codes are direct matrix method from[39], multiple body radiation and diffraction[40], multiple scattering either iterative or non-iterative ([41, 42, 43]) and WEC-MS [44]. The difference between linearized potential flow in frequency domain and time domain is that the latter one has the ability of including transient effects and nonlinear external forces[36]. Furthermore, nonlinear potential flow considers all non-linearity forces such as viscous drag, flow separation, vortex shedding, and other ones in this model [45].

When it comes to the numerical analysis of fluid flows, a branch of fluid dynamics called CFD can solve large and complex problems. To this day most accurate methods of solving Navier-Stokes equations are as follows. The most accurate method with considering small details is Direct Numerical Simulation (DNS). This method can remove any uncertainty induce by turbulence modeling. It solves all length and time scales of turbulence, so the accuracy of given results is high [46]. It should be noticed that from the reviewed papers, we did not find any solver based on

this method. However, the chance of using such a method is going to increase with the ever-growing technology and supercomputers [47].

Large Eddy Simulations (LES) is the method that large-scale turbulent structure directly simulates and reserves the model for smaller-scale ones. This may increase the fidelity of the turbulent flow structure. The method tries to neglect the smallest length scale to reduce the computational cost compared to DNS. One of LES's theories is Smoothed particle hydrodynamics (SPH) which Liu recently used as a numerical model in prediction and optimization research [48]. Another method of solving Navier-Stokes equations is the hybrid approach RANS/LES. The combination of using two methods for equilibrium or nonequilibrium turbulence may have less cost than the LES method, and it can handle massive separated flows and it is more accurate than the RANS method [49]. Reynold-Averaged Navier-Stokes (RANS) approach is another one which can be defined as time-averaged equations of motions for fluid flow. Several popular tools are used for analysis of a WEC, such as STAR CCM+, OpenFOAM, SWENSE, and Fluent [50]. As mentioned earlier, the accuracy of the RANS method is less than DNS and LES but faster to achieve the results [51].

Figure 5 uses a tree diagram as an assessment tool to clarify the category of each method. Furthermore, several articles studied and solved the equations with the help of these methods. The Table 1 shows some of the recent articles. It is figured from the table that most of the papers have an inclination to analyze with linearized potential flow models rather than more accurate methods.

Turning to the factors considered in literature to choose the appropriate method, some of the important factors are briefly discussed. First of all flow must be defined whether as laminar or turbulent. Secondly, in order to simplify the solving equations, flow can be considered as incompressible, irrotational, or inviscid ([52]. As an example, linearized potential flow take all three of them into account. According to [53, 54], the most common numerical method for hydrodynamic modeling is Boundary element method (BEM) allowing to numerically solve the motions of WECs having different geometry and shape, with full consideration of wave interactions between bodies [4]. Regarding to BEM solvers, WAMIT is one of the many software for determining the interactions between offshore devices and wave. One of the advantages of this software is having an option to perform high order boundary element method (HOBEM) to improve the computational performance [55]. Moreover, NEMOH is an open source solver, based on BEM codes and has an advantage for the diffraction problem because the code can easily accommodate a user-defined distribution of normal velocities at the centroid of each mesh panel [56]. ANSYS AQWA is a multi-body hydrodynamic program that utilizes three-dimensional radiation/diffraction theory for a global loading and motion simulations [57]. Needless to say, although the introduced potential flow based models are dominated by researchers in offshore studies, these methods may return unrealistic simulation in case of happening wave resonance because of overlooking viscosity effects [58]. And only by using CFD based methods, viscous and turbulent effects can be incorporated [59]. However, the use of CFD tools remained costly for the industry.

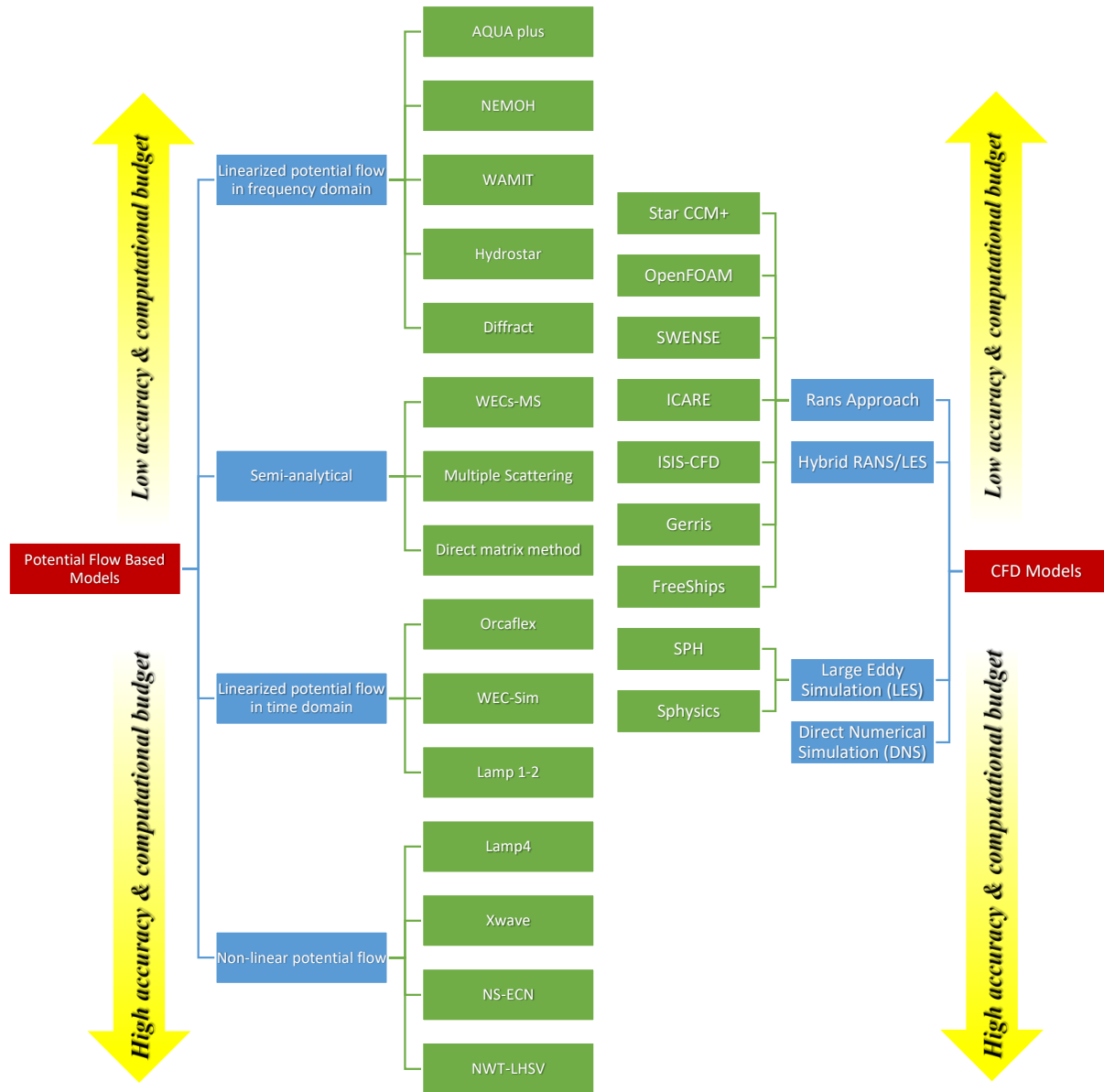


Figure 5: Classification of common-used numerical approaches and related solvers in wave energy converter modeling, and green boxes reveals the numerical solvers. There are more solvers from each approach that is not mentioned above in this figure.

Table 1: Numerical modeling of wave energy converters array in recent articles.

Author	Year	Type of Converter	Numerical Model	Solver	reference
Sharp	2017	Point absorber	linearised PF	WAMIT	[60]
Wu	2016	Point absorber	Semi-analytical	Multipole expansion	[61]
Lyo	2019	Point absorber	Linearised PF	NEMOH	[4]
Hamed Behzad	2019	OSWEC	Linearised PF	ANSYS AQWA	[62]
Ruiz	2017	Point absorber	Linearised PF - Semi-analytical	Nemoh, Direct Matrix Method	[63]
Rosenberg	2019	Point absorber	PF time-domain, RANS	Orcaflex, Star CCM+	[64]
Parker Field	2013	Oscillating cylinder	RANS approach	Star CCM+	[65]
Giassi	2018	Point absorber	Semi-analytical	Fast Multiple Scattering	[66]
Finnegan	2021	Point absorber	CFD	ANSYS CFX	[67]
Giassi	2020	Point absorber	Semi-analytical, Linearised PF	Multiple Scattering, WAMIT	[68]
Bozzi	2017	Point absorber	Linearised PF time and frequency domain	ANSYS AQWA, hydrodynamic-electromagnetic	[69]
Sharp	2018	OWC	Linearised PF	WAMIT	[70]
Moarefdoost	2017	Point absorber	Linearised PF- Semi-analytical	WAMIT, point absorber approximation	[71]
Yang	2020	Point absorber	PF	DNV GL SESAM	[72]
Amini	2020	Point absorber	Semi-analytical	WEC-MS	[73]
Neshat	2018,2019	Point absorber	Semi-Analytical	WEC-MS	[74, 75, 76]
Liu	2020	OWSC	SPH	DualSPPhysics	[48]
Wang	2020	Point absorber	PF	Calculation method	[77]
engström	2020	Point absorber	Linearised PF	WAMIT	[78]
Götteman	2018	Point absorber	Semi-analytical	WAMIT	[2]
Tay	2017	OWSC	Linearised PF, Semi-analytical	WAMIT, HOBEM	[55]
Götteman	2017	Point absorber	Linearised PF, Semi-analytical	WAMIT	[58]
Ma	2020	Oscillating float	Linearised PF	ANSYS AQWA	[79]
Balitsky	2014	Point absorber	Linearised PF	WAMIT	[80]
Bharat	2018	Point absorber	RANS, Linearised PF	Star CCM+	[59]
Devolder	2018	Point absorber	RANS, Linearised PF	OpenFoam, WAMIT	[51]
Faraggiana	2019	Point absorber	PF	Nemoh, WEC-Sim	[81]
Monroy	2011	–	RANSE	SWENSE	[82]

2.2 Array WECs interaction

In general, waves generated from two sources, winds and swells. The wind or sea waves results from local wind condition, however, swell comes from the storms and winds from away fields. Although the definitions of them are quite similar, there are differences such as low steepness in swell waves to avoid breaking in deep seas, and shorter wave frequency of wind waves compared to the swell waves. The combinations of these two waves form the incoming waves and affect the converter's motion considerably. The incoming waves or incident waves impact the first device, then it causes a displacement in the device, subsequently the motion resulted from the device creates the radiated

waves. Now there are two waves affecting the second device which is producing its own radiated power, therefore this chain of waves occur with the possibility of affecting on the former device. Noting that the PTO parameters are related to the radiation properties of each device, and by optimizing these parameters, more energy will be extracted. Moreover, after the wave hits a converter, wave diffracts and due to this phenomenon a spectrum is made around the converter representing the amplitude of the wave. This may whether increase or reduce the wave height. Such wave phenomena interact and make a difference on the absorbed power and arrangement of the converters. For example, diffracted and incident waves creates the excitation force, and similarly radiated waves have relations to added mass, damping force. As we discussed in 2.1, selecting an approach to simulate and solve hydrodynamic coefficients, result in calculating applied forces on each WEC. When in potential flow solvers for instance, hydrodynamic coefficients such as added mass, damping coefficients are solved, all forces acting on a WEC device can be calculated. According to the Newton's second law, which is mass of the body multiplied by acceleration is equal to the acting forces, various forces play a part in solving the equation of motion; Forces such as the excitation force, radiation force, PTO force, damping force, mooring force, hydrostatic restoring force, and viscous force, which can be seen in Figure 6. Based on the discussion in [83] forces such as Froude-Krylov force, which is introduced by the unsteady pressure field generated by undisturbed waves, and additional force such as drift or wind or other body-water interaction, are also acting on the body. To be more precise, by using the nonlinear Froude-Krylov force together with a quadratic viscous model would result in more accurate solutions of hydrodynamic interactions problem in heaving point absorber [84]. Furthermore, other nonlinear phenomena are influencing the process of harnessing energy. For instance, sloshing is relative to the enclosed water, or slamming is coming from the impact of device on the surface of water. Therefore, based on the type of converter, relative forces should compute and consider to raise the accuracy. It is clear that some of the discussed forces can be neglected whether the converter is floating or submerged, point absorber, attenuator or terminator. Then, after calculating the acting forces, the outcome of the interaction on each buoy should be determined.

2.2.1 Interaction Parameter

When it comes to install more than one buoy into the marine selected area, the interaction between them has to be considered. The influence of interaction may be seen directly in reduction or increase in the sum of each individual converter power in comparison with the array power in some cases. The ratio between the total power absorbed in an array to the power would be captured by a buoy, is the definition firstly introduced by Budal in 1976 with a parameter called q-factor[85].

$$q = \frac{P_{array}}{N * P_{individual}} \quad (1)$$

where in equation 1, N represents the number of converters and $P_{individual}$ stands for the isolated WEC power and P_{array} power from the array.

During the last years many research projects studied relative equations and optimization of this parameter. There are some publications related to the calculation of interaction such as the study of Borgarino [86] that used the q_{mod}

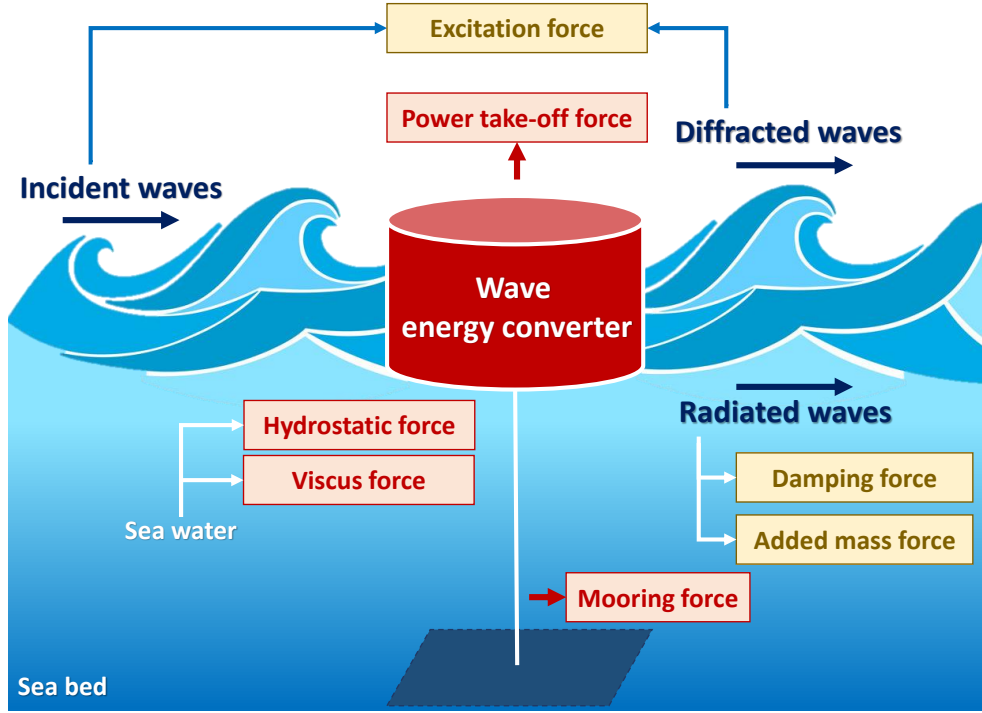


Figure 6: An illustrative look on the acting forces on a wave energy converter

instead of the traditional equation. Moreover, Fitzgerald [87] introduced a new consistency condition for q-factor pointed out that there is a symmetry in this parameter in all directions of the incident waves. This can be described that if in a direction, constructive interaction is observed there would be another direction that cause a destructive one around the converter. Furthermore, another presentation by Wolgamot [88] investigated the wave energy flux together with the wave number, have correlation to the sum of power in all directions of an array. It should be noted that this is proved by excluding the assumption of shape and size of the body.

$$q_{mod}(\omega) = \frac{P_i(\omega) - P_0(\omega)}{max_{\omega}(P_0(\omega))} \quad (2)$$

where P_0 and P_i is the power output of an isolated WEC, and the power captured from i-th body in the array, respectively in equation 2. Following that, other researchers tried to represent a new related definition or an analytical approach for the purpose of determining the effectiveness of interactions. Sun [89] gives an extracted relation based on the former q-factor. They considered different distances and wave periods for observing the potential of interaction effects.

$$q = \frac{P_{c,array} - N_{array}P_{c,isolated}}{N_{array}max[P_{c,isolated}]} + 1 \quad (3)$$

where in equation 3 maximum of $P_{c,isolated}$ is the highest measure of the absorbed power by an isolated WEC. Likewise of equation 1, same definitions of q-factor works here and if q-factor is larger than one, constructive interaction

happen. A recent publications [77] represents the new evaluation index of array energy gain coefficient. This method can calculate the efficiency of layout by studying the hydrodynamic characteristics.

Researchers also investigated the optimal system for maximising the q-factor to benefit from the constructive interaction and its relative merits. It is believed that by having constructive interaction, array will perform efficiently with higher energy absorption. Therefore, many researchers tried to discuss the results of the WECs in an array by reaching the highest q-factor. For instance, Moarefdoost *et al.* [71] used heuristic techniques to maximise the value of analytical q-factor with regards to finding the distance and direction in polar coordinate (d and α). Another case [4] tried to maximise the q-factor together with 3 design variables, and assume some constraints in the optimization process solving by GA. Also in the mentioned paper, verification of the conclusion from case study of Moarefdoost is studied, which claims that the q-factor will not change noticeably if multiplication of wavenumber to dimension of the WEC (kR) remains the same. Finally According to table 2, it can be witnessed that some of the papers optimized the q-factor and the results of them show direct relation to layout, energy absorption, and even the cost of project.

Two of the most important results of having constructive interactions are as follows. For instance, it is considered in [2] that the power output is influenced by the hydrodynamic interactions between devices, and also assessed the wave direction in this study. The understanding of optimal layouts of WECs is improved by using optimization methods aiming to maximise the interaction factor [70].

3 Review of the Recent optimization Studies and Developments

In this article, we attempted to review optimization algorithms, with a focus on the development of layout-related problems, PTO systems, and geometry studies of WECs in recent years.

3.1 Applications of optimization techniques

Meta-heuristic optimization algorithms are extensively applied to find the best multiple optimal solutions (in a single run) out of all possible solutions in solving multi-objective optimization problems. They evaluate potential solutions and implement a series of operations to them in order to generate different offspring, and hope to converge the better solutions. Over the last decades, many meta-heuristic algorithms have been developed to solve a wide range of real world engineering optimisation problems[90]. We have listed meta-heuristics into three classes based on previous studies, including numerical methods, bio-inspired algorithms, and local search methods. Many algorithms combine ideas from different classes, which are called hybrid methods [90]. Researchers have also conducted comparative studies to evaluate optimization methods' performance. Such studies can be highly beneficial in assisting end-users to select the best optimization method for their problems[91].

Given the plethora of optimization methods and their implementations in related papers, various optimization methods have been proposed to improve the energy extraction capability of WECs. The given problem, the priority of main

decision parameters, and the design of the objective function are all crucial in determining the best optimization practices.

3.1.1 Numerical Optimization Methods

Although converging to the best solution directly in the majority of real engineering problems is challenging, it is relatively simple to set up a loss function that measures the quality of a solution and then minimize the function's parameters to find the optimum solution that should be feasible [92]. For instance, one of these algorithms is gradient descent which minimizes the cost function as far as possible.

Some of the research projects investigate numerical methods which are discussed further. Noad and Porter [93] adopted a multi-dimensional numerical optimization procedure for single flap-type OWSC to evaluate the solution method's accuracy and then to set up optimal device parameters for array optimization. To obtain the optimal layout of WEC arrays, Ruiz et al. introduced a four-parameter layout description and compared three optimization algorithms of covariance matrix adaptation evolution strategy (CMA-ES), a GA, and the glowworm swarm optimization (GSO) algorithm. Their research revealed that, while the GA and GSO performed slightly better, the CMA was noticeably less computationally demanding [63]. Moreover, Raju [94] used the derivative-free continuous optimization method, CMA-ES, to optimize the converters' placement in terms of minimizing their negative interactions and the Nelder-Mead (NM) search algorithm to find the optimal PTO parameters for each WEC.

In order to maximize the total absorbed power output of the WECs, Abraham *et al.*[6] formulated an optimal control method for a PTO mechanism that includes linear dampers and active control elements. The used solution was a bang-bang type. Based on the results, the gradient projection method was inexpensive and more feasible compared to a general nonlinear program (NLP) solver.

A shallow artificial neural network (ANN) is presented in Thomas *et al.*'s study [95] to determine optimal latching times in irregular wave conditions. Based on the simulation, for some sea states, the learnable WEC absorbs more than 30% power compared to the best constant latching time in the test wave and absorbs a double amount of the power of the WEC without latching. Furthermore, the latching–declutching optimization is a sophisticated PTO control technique in order to improve the performance of the whole system. Since the cost function in this optimization problem is discontinuous, Feng and Kerrigan decided to apply a novel derivative-free coordinate-search algorithm, using a formulation based on the past wave information and prediction of the future wave. The algorithm was compared with a derivative-free global meta-heuristic method, the simulated annealing algorithm (SA), to prove the efficiency [96].

3.1.2 Bio-inspired optimization algorithms

Bio-inspired algorithms solve complex problems by employing simple nature-inspired methods. This approach mimics nature's strategy, as many biological processes can be viewed as constrained optimization processes. They employ a large number of arbitrary decisions, so they are classified as a subset of randomized algorithms. This approach's popu-

larity stems from the fact that it is helpful for solving a wide range of problems and can be applied to complex problems in all key areas of computer science [97]. The bio-inspired algorithms have been classified into evolutionary-based algorithms (EA), swarm-based intelligence algorithms, ecology-based algorithms, and multi-objective algorithms [98]. Here we discuss two of these classes: the most predominant classes amongst others—Evolutionary Algorithms and Swarm-based Algorithms, inspired by the natural evolution and collective behavior in animals, respectively [97].

- Evolutionary-based algorithms: Evolutionary algorithms searches for good answers in the search space. The typical procedure of such algorithms are threefold. At the beginning, they initialized the samples, then objective function is calculated together with the selecting operation between the former and new ones. and use termination criteria for reducing the computation, after transforming selected samples to additional ones.

To overview of using evolutionary algorithms in the subject of wave energy converter, we start by an early optimization study [99]. Parabolic Intersection (PI) and GA methods are used to find optimal array configurations in early WEC optimization studies. Despite the fact that GA outperformed the PI in terms of performance, the PI was much more computationally efficient. A similar research is done by Moarefdoost *et al.* [71] that proposed a heuristic optimization algorithm to find a layout with maximum q-factor. The results of this algorithm outperformed the modified GA. Related research projects by GA can be seen in the below arguing papers. Lyu *et al.* [4] used GA to optimize both dimensions of individual WECs and the array layout of the WECs' cylindrical buoys. A hidden genes GA (HGGA) is suggested by Abdelkhalik and Darani [100] for the nonlinear control of the WECs and to optimize system nonlinearities caused by shape, large buoy motions, and the PTO. Results showed that the shape-based approach used in this paper has a reasonable rate of reaching convergency, and it can include all the wave data for optimizing the process. Giassi and Göteman introduced a tool according to GA, for optimizing some of the principal parameters such as the value of draft and radius of a single point-absorbing WEC [101]. They extended the tool to optimize arrays of 4 to 14 similar point-absorber WECs [102]. Following, Giassi *et al.* [103] developed and used the method for arrays of non-homogeneous WECs to obtain optimal wave power parks. Sharp and DuPont [70] presented a GA approach with an additional objective function in this study, the interaction factor. This paper studied the spacing effects and minimized the destructive interactions in order to maximize the power. A beneficial use of machine learning approaches is introduced by Liu. In [48], the study of OWSC started with 9 random design parameters which were simulated by DualSPHysics software. Then, after the capture factors were obtained from training radial basis function neural network (RBFNN), these parameters optimized by GA.

Although interests in utilizing the GA is high, other optimisation methods have been studied and absorbed a considerable number of researchers in the last decade. For instance, Wu *et al.* [61] employed two EAs of (1+1)-EA and CMA-ES for optimizing a three-tether submerged buoy array. The combination of the aforementioned algorithms proved to be worthwhile. That is, the (1+1)-EA was used for converging on a solution, and CMA-ES was utilized in fine-tuning that solution. However, the applied wave model in the Wu *et al.* study was not advance and near to the realistic sea wave.

Fang [104] introduced the concept of an adaptive mutation operator to modify the DE algorithm for layout optimization of the three different layouts of point-absorber WECs under a regular wave. The modified DE algorithm turned out to be more functional (both in calculation convergence speed and achieving a better optimal result) than the traditional DE algorithm with a constant mutation operator; however, the adaptive DE was not compared with the popular and modern adaptive, and self-adaptive DE such as SaDE [105], JADE [106], EPSDE [107] and so on. Bonovas *et al.* [108] optimized construction parameters by EAs (integrated into EASY software) with the total investment cost and the reservoir flow rate as the objective functions.

An efficient analytical wake model with high accuracy and an energy output model for the OWSCs is introduced by Liu *et al.* [109]. Using the proposed models and DE algorithm for OWSC layouts optimization showed that the staggered layouts were economical and appropriate to maximize the total energy power outputs. However, *et al.* [109] do not discuss the application of the advanced mutation and crossover operators in the studied DE.

In one of the initial studies, Michael J. D. Powell invented constrained optimization by the linear approximation (COBYLA), a numerical optimization method for constrained problems where the derivative of the objective function is unknown [110]. Gomes *et al.* [5] optimized the dimensions of the floater and tube of an OWC to achieve the maximum wave energy extraction. The algorithms used in this geometry optimization were DE and COBYLA. Based on their study, the relatively large variations in the turbine's damping coefficient had a small influence on the annual average power. Silva *et al.* [111] proposed two optimization algorithms that do not require the function gradient, GA and COBYLA, to solve a typical multi-dimensional, single-objective problem. This hydrodynamic optimization method consisted of the main core and also an internal method integrated inside the main one. The principal framework optimized the floater geometry using GA and COBYLA. Sequentially COBYLA algorithm was used in the internal optimization problem to optimize the turbine characteristics and mass distribution.

- Swarm-based intelligence algorithms: Swarm intelligence (SI) algorithms are valuable because of their flexibility in various problems and ability of strong global search. One of the well-known algorithms is particle swarm optimization (PSO). This is a population-based algorithm which are following the direction of particles movement to find local and global optimum solution. Some of the research projects involving SI mention briefly as follows.

A GA, a PSO, and Hybrid Genetic PSO (HG-PSO), were used to investigate the main WEC parameters' values optimization, which the latter one turned out to be the most proper algorithm [112]. Faraggiana *et al.* [81] compared the evolution of the minimum LCOE of WaveSub WECs using a GA and a PSO. The results showed that both algorithms operated almost equivalent. See *et al.* [113] introduced the application of bio-inspired Ant Colony Optimization (ACO) metaheuristic to optimize the electric PTO for point absorber WECs

based on the instantaneous changes in the wave pattern. This led to a notable decrease in the computation time, which is valuable as it allows the WEC to achieve resonance in heave (oscillation) with ocean waves.

3.1.3 Local Search Methods

Local search metaheuristics find good solutions by making small changes to a single solution iteratively. Hence adjacent solutions are relatively close to each other. By applying a single move to a given answer, the set of solutions can be achieved. A solution from the neighborhood replaces the current solution in each iteration [90].

A stochastic optimization approach was applied by Tedeschi *et al.* [114] to optimize energy storage system sizing to reduce the final cost of energy. The simulation results of Jusoh *et al.* [1] reveal that the average electrical power produced from the hydraulic power take-off (HPTO) units optimized by the non-evolutionary Non-Linear Programming by Quadratic Lagrangian (NLPQL) and GA raised to 96% and 97%, respectively, in regular wave conditions. Since the NLPQL is a local search method, it is much faster but less reliable than GA. In WECs with data-driven linear generator configuration type, the Hallbach linear generator is used in the secondary structure to minimize the energy loss. To increase this generator's efficiency, the SA was used by Liu *et al.* [7].

Neshat *et al.* [74] started the research of comparing different metaheuristic algorithms. It is shown that using a hybrid method containing stochastic local search and NM Simplex returns better answers. Moreover, analyzing the results from a random search, partial evaluation, CMA-ES with different settings, DE, iterative local search, local sampling together with NM showed that there is only a 20 percent difference in the mean output of the mentioned methods. After that, the study continues in [115] where the buoy positions are surveyed through a new hybrid method that combines local search method with a numerical optimization method. Methods in two groups of population-based and single solution optimizers are used for comparing the results of this hybrid method which utilizes a knowledge-base surrogate power model. The most effective methods to gain more power output are smart local search with or without NM and improved smart local search, combined with NM, sequential dynamic programming, interior point search, and active set search. The last one performs the best among all of the optimization methods. The author mentions the absence of backtracking optimization, and this concern is solved in the following two papers. In [116], an adaptive neuro-surrogate optimization (ANSO) method has represented that benefit from a trained Recurrent Neural Network (RNN). Between the tested algorithms, ANSO-S4-B performs better in three of four tested locations. Furthermore, this algorithm is 3.6% better in terms of layout performance comparing to local search plus Nelder-Mead (LS-NM). Neshat *et al.*[117] introduced a hybrid Cooperative Co-evolution algorithm (HCCA) to optimized power output by considering the positioning and PTO parameters for each WEC. This algorithm includes three methods which are SLPSO, SaNSDE, and AGWO, with the same population to solve the problem cooperatively, as well as benefiting from backtracking optimization algorithm. Noting that HCCA responds better than other algorithms, however, in 4-buoy layout, it is not the only best answer.

In conclusion, it is clear that researchers are moving forward to use optimization algorithms in order to find the optimal solution. In spite of that, Finding the best frameworks is difficult. We believe ANSO, and HCCA give viable

answers in optimization studies, especially the study of layout and PTO. Furthermore, excessive studies on different GA algorithm, despite the good results, prevent the academic society to explore other algorithms. On the other hand, swarm intelligence algorithms were not surveyed thoroughly. Finally, we suggest to consider multi-objective functions with the recent mentioned algorithms.

3.2 Layout Configuration

Many research projects studied the possibility of increasing energy absorption of the array by considering different layouts. Such layouts may decrease 30 percent of the array or even cause a rise around 5 percent [118]. Throughout the last decade, many papers surveyed both simple regular patterns and arbitrary ones. However, optimized patterns may be a reliable choice in order to have constructive effects on extracting power [117, 71, 61].

Several factors have effects on the positioning of buoys in the array. They may have a positive or negative impact based on the overall goal of a project. To be more specific, a shorter distance between WECs mostly increases the destructive effects while decreasing the cabling costs. Six of the most important factors investigated in the layout papers are introduced briefly. First, the number of WECs directly determines the layout configuration. Using more than four converters allows investigating polygons and circular layouts. Second, the separation between each converter can alter the array's interaction effects. Suppose the separation increases to a large number. In that case, the array's interaction effects could be negligible, and the power absorbed by an array would be equal to the power of isolated powers [119]. Third, the sea state is critical when it comes to the power absorption parameter. When the system's natural period is close to the wave period, wave interaction effects work productively, and a considerable amount of power is absorbed, According to [37]. Furthermore, in the case of regular waves, both wave direction and wave frequency directly affect the excitation force, and the excitation force acting on the device has a significant impact on the interaction factor [55]. Fourth, wave direction can be important in determining layout, and it can be investigated by rotating the array pattern or theoretically using different definitions throughout the study. The majority of papers consider unidirectional direction, whereas [2] provides relationships and descriptions for multi-directional waves. Fifth, the extracted power is affected by the size of each WEC, as discussed in section 3.4. Finally, considering the interaction between waves and devices is essential when positioning the buoys to avoid destructive effects. This will be described in section 2.2 [120, 60].

On two levels, there are various layouts evaluated with the aforementioned aspects in array configurations. First, publications cover regular patterns for arrays such as linear, circular, arrow shape, rectangular or square shape, staggered, random, polygon, hexagonal, and other configurations. Second, the urge to extract as much energy as possible from any pattern condition motivates researchers to use optimization algorithms to determine the best layout for converters.

Göteman *et al.* [120] investigated the park layout as the number of converters increased from 4 to 64. According to this study, increasing the number of converters in the park reduces the power of each WEC. Furthermore, a survey of two wave periods with a 1-second difference revealed that the shorter period captures more power output. It should be

noted that the configurations were mostly rectangular, with a semi-circular layout being used to compare the results. In the study of Bosma [121], who outlined numerical and physical array testing, optimized and non-optimized layouts with 5 OWCs were considered. The results showed that when the layout is optimized, the average power in regular and irregular waves increased by 12% and 7%, respectively. In the study of Amini *et al.* [73] four regular layouts (namely the linear triangular square and pentagon) in four locations in Australia were assessed under different separation and dominant wave directions. The most harnessed energy was in a linear configuration with a separation distance of 165 meters. Baltisky [122] concluded that the separation between WECs should be increased to reduce interactions for a constant wave period. To test the application of a generic coupling methodology, Verbugge [123] tested ten programs consisting of one to five WECs in various arrangements, wave depths, and bathymetries. Garcia *et al.* [124] investigated control-influenced array layout, which allowed wave farms to absorb more power with 2-3-4 WECs in the linear, triangle, and square configurations. It was demonstrated that array performance could be improved by up to 40%. Raghukumar *et al.* [125] investigated the rectangular array layout and separation between WECs to absorb maximum power while minimizing environmental effects. It is concluded that when WECs are placed close to each other, shadowing effects occur, and absorbed power decreases as a result. Giassi [126] examined park layout and concluded that for parks with fewer than 20 converters, converters should be placed perpendicular to the wave direction to reduce cable length. Deandres *et al.* [119] takes into account interactions factor in linear, triangular, and square layouts with WECs ranging from 2 to 4. In this case, it was demonstrated that linear geometry has destructive interaction efficiency, and the other two have similar efficiencies in terms of sea state conditions. Liu [109] investigated various staggered layouts of OWSC with varying dimensions and optimized them using the DE algorithm. The mean capture factor of an array was discussed in [93]. The highest efficiency for 3 WECs layouts and 5 WECs layouts was increased by 5 and 7 percent, respectively, compared to a single device's performance. In this study, bowl-like or chevron patterns had the greatest positive increase in power absorption. Ruiz *et al.* [127] studied the performance of different configurations during the life-cycle of WECs, intending to maximize average extracted energy during that period of time while also minimizing interaction effects between WECs. They found that the arrow layout is the most efficient, absorbing up to 20% more energy than the other geometries. Moarefdoost *et al.* [71] surveyed symmetric and asymmetric layouts and used a heuristic optimization to deduce symmetric layouts answers better except for layouts with four WECs. Using GA in [101] resulted in a spatial layout with no negative interactions. Furthermore, they believe that this may be unimportant in terms of the number of WECs. Götteman *et al.* [128] used various layouts in their study and concluded that, except for the rectangular configuration, converters placed away from incoming waves capture less power than those placed closer. According to [70], increasing the number of converters may initially improve array performance, but after a while, additional devices reduce array performance. It is inferred from [129], evaluating the array with optimum power alone is insufficient; however, using a robust optimization method that includes cost properties in the objective function would result in more reliable outcomes. Their proposed GA gives more flexibility in the number of WECs as well as considering multidirectional waves. Valuable studies have been done by Neshat *et al.* [115, 116] to optimize WEC positions for maximum power output. In [115], the answer of 4-buoy layout is mostly aligned and perpendicular to the predominant wave. Likewise, in the 16-buoy layout, the WECs

were placed mostly in the feasible area's diagonal. Another publication of Neshat *et al.* [130] optimized the layout with a proposed ANSO algorithm to place the WECs. The optimal layout is derived with the sequential placement of the converters where the starting point of placing them is suggested at the bottom right of the area. Table 2 congregates some of the recent publications in terms of their configurations, number of WECs, type of converter, and determinate the criteria for selecting the master layout.

Table 2: Layout study in regular and arbitrary patterns in the recent articles.

Author	Year	Type of Converter	WECs NO.	Patterns of Layout	Master layout	objective of comparing layout	reference
Hamed Behzad	2019	OWSC	5	arrowhead up and arrowhead down, linear	arrowhead up	absorbed energy	[62]
Ruiz	2017	Surging barges	25	optimized	–	annual power	[63]
Giassi	2020	Point absorber	10-20-50	optimized	–	LCOE	[126]
Fang	2018	Point absorber	3-5-8	optimized, line, triangle	–	absorbed energy	[131]
Giassi	2020	Point absorber	6	staggered, 2 aligned rows, b-shape	staggered, b-shape	performance	[68]
Giassi	2018	Point absorber	4-5-7-9-14	optimized	–	power output	[66]
Baltisky	2014	OWSC	2-3-4-5-6	regular polygons	2 bodies (linear)	mean annual production	[132]
Sharp	2015	Point absorber	5	optimized	–	power and cost	[129]
Bozzi	2017	point absorber	4	linear, square, rhombus	rhombus, linear	absorbed energy	[69]
Moarefdoost	2016	Point absorber	2-3-4-5-6	optimized	–	q-factor	[71]
Sharp	2018	Point absorber	5	optimized	–	power	[59]
Neshat	2019	Point absorber	4-16	optimized	–	total power output	[117, 133, 116]
Wang	2020	Point absorber	6	triangle, Inverted triangle	triangle(one buoy faced incident wave)	annual power	[77]
Ruiz	2018	overtopping	9	aligned, staggered, arrow	arrow	absorbed energy	[127, 134]
Bosma	2020	OWC	5	staggered, optimized	optimized	average power	[121]
Borgarino	2012	cylinder barge	9-16-25	triangle, square	triangle	q-factor	[86]
Giassi	2017	Point absorber	4-5-7-9	optimized	–	q-factor	[101]
Götteman	2015	Point absorber	60-100	3-5 C-shaped clusters	larger circles	power output	[135]
Götteman	2015	Point absorber	250	random, rectangular, wedge, C-shaped	Circular (cable length), wedge (power)	cable length and power	[128]
Mcguiness	2016	Point absorber	5-6-7	linear, circular	circular	q-factor	[136]
Noad	2015	OWSC	3-5	linear, staggered, diagonal, bowl-like	bowl-like	absorbed power	[93]
Sharp	2017	OWC	5	optimized	–	generated power	[60]
Wu	2016	Point absorber	25-50-100	optimized	–	q-factor	[61]
DeAndres	2014	Point absorber	2-3-4	linear, triangle, square, rhombus	square	q-factor	[119]

In comparative point of view, the arrangement of WECs must not be parallel to the wave direction in order to escape the shadowing and masking effects. Two of such layouts are linear and arrow which placed perpendicular to the wave direction. As it can be seen in Figure 7, while arrow(wedge) layout is one of the superior positioning showed both face up and down in (b) and (c), the superior arrow layout is the one with its first converter facing the incoming waves, placed at the tip of arrow, similarly to shape b. Also linear layout perpendicular to wave direction is important to consider and optimisation study of Neshat [115] agrees with this layout which is demonstrated in (a).

To sum up, more separation between converters and increasing the number of WECs increase the absorbed power. However, after a while, it diminishes the mean harnessed energy. Furthermore, shorter wave period result in more power output. Moreover, dimensions of a WEC needs to satisfy capturing more energy and lower expenditure. Also

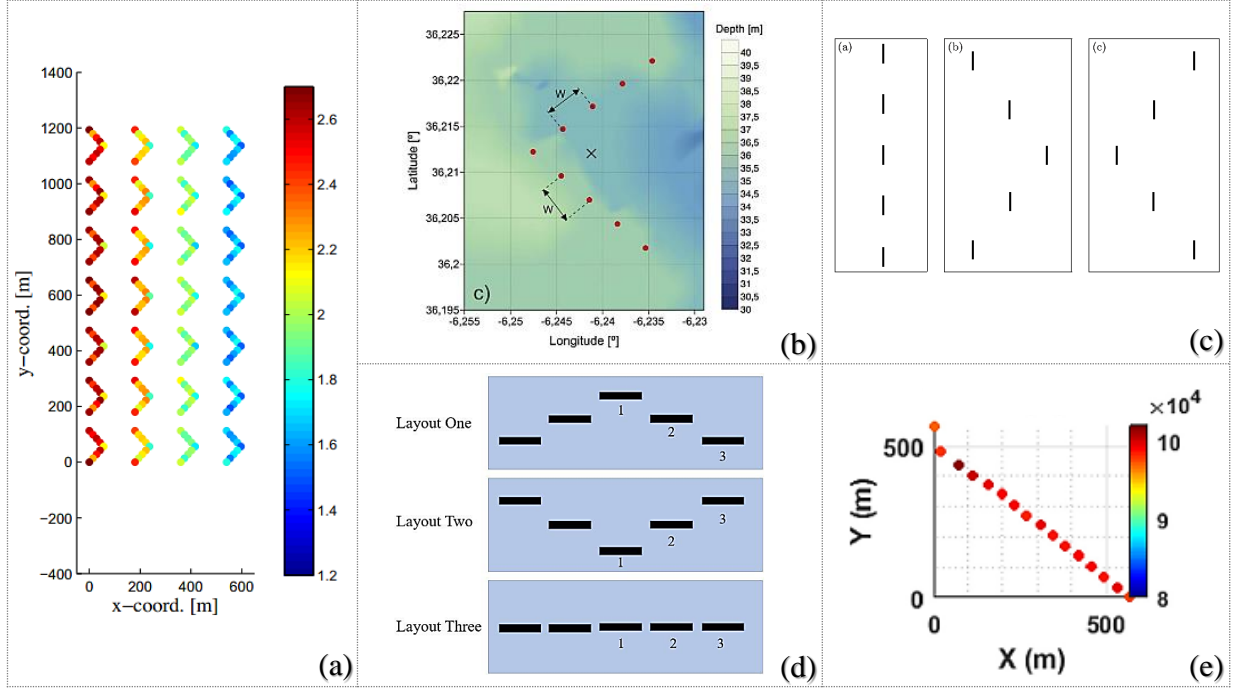


Figure 7: Comparative point of view on Arrow (wedge) as well as linear pattern of WECs between the recent papers.

the master configuration is different in each study. Although in Göteman review paper [53] layout trends are likely to be aligned perpendicular to the direction of predominant wave, it is worth to mention the wedge (arrow) shape and staggered layouts in regular pattern without using optimization methods to return worthwhile outputs. Finally, using optimization is an alternative choice because it searches all the possible solutions so the results become more viable and secure, and an increase in the number of publications about layout optimizations confirms this. It is concluded that a hybrid algorithm combining the local search method and bio-inspired method introduced by Neshat *et al.* [117] outperform other heuristic algorithms in terms of accuracy and convergence time.

3.3 Power Take-off Advancements

One of the most vital parts in designing and controlling wave energy converters is the PTO system. The design and control of a PTO system using different strategies can lead to the reduction in WEC's capital cost of energy [137] which can reduce the LCOE in the long run [126]. In fact, optimizing a PTO system for a WEC in a layout has its own challenges regarding two main reasons. First, the irregular fluctuations in water free surface elevation increase the level of uncertainty in the further deterministic analysis. Second, unanticipated changes in WEC's location aquaculture may impose unpredicted forces on the converter, increasing or decreasing its displacement, velocity, or acceleration [12]. In recent years there have been some research on optimization of PTO settings or control strategies coefficients [138, 116, 83, 139, 140]. In this regard, a variety of power take-off systems has been designed and optimized in the recent literature, as shown in figure 8.

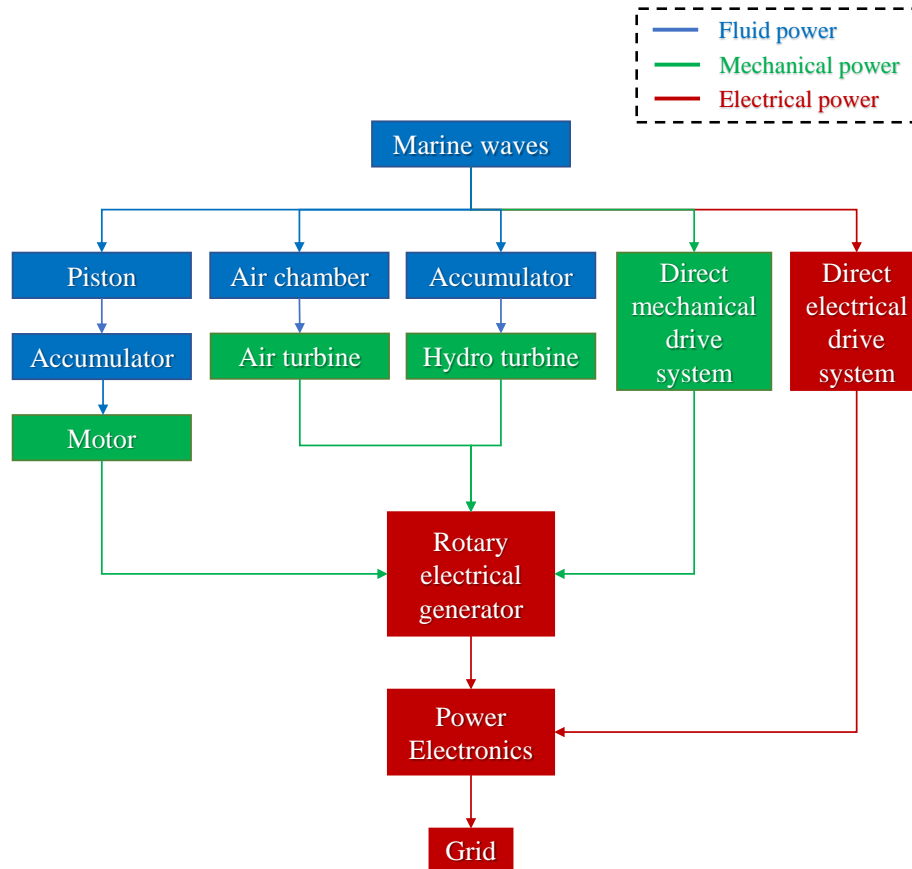


Figure 8: Different parts and routs of energy conversion in a power take-off system, from wave to grid (adapted from [137])

There are approximately 31 active companies in developing direct mechanical approaches in the world so far. For hydro-turbine, hydraulic system, air turbine, and direct electrical systems, these numbers decrease to 21, 13, 13, and 11 active companies, respectively. There are roughly nine other companies developing other power take-off systems that are not classified in this study [141].

As a standard approach, regardless of the deployed mechanical equipment, the PTO system of a wave energy layout is mostly designed as a linear spring-damper system, in which generating power is related to Coulomb damping [53]. Furthermore, using linear generators can facilitate the direct drive power take-off systems [142]. For instance, Vernier hybrid machines [143], permanent magnetic synchronous generators [144], switched reluctance linear generators [145], and flux-switching permanent magnet linear generators (FSPMLGs) [146, 147, 148] are appropriate to directly convert irregular oscillatory wave motions into unidirectional steady rotation of the generator and produce electricity. Another recent study [149] shows that the wave power is absorbed through the relative motion between the outer and inner cylindrical buoys in a 1:9 scaled model of a two-body heaving WEC. The conclusion is reached that greater relative movement does not imply stronger power capture. This system would benefit from a linear PTO damping system. Figure 9 depicts three recent approaches for PTO parameters optimization regarding the use of Heuristic and meta-heuristic algorithms.

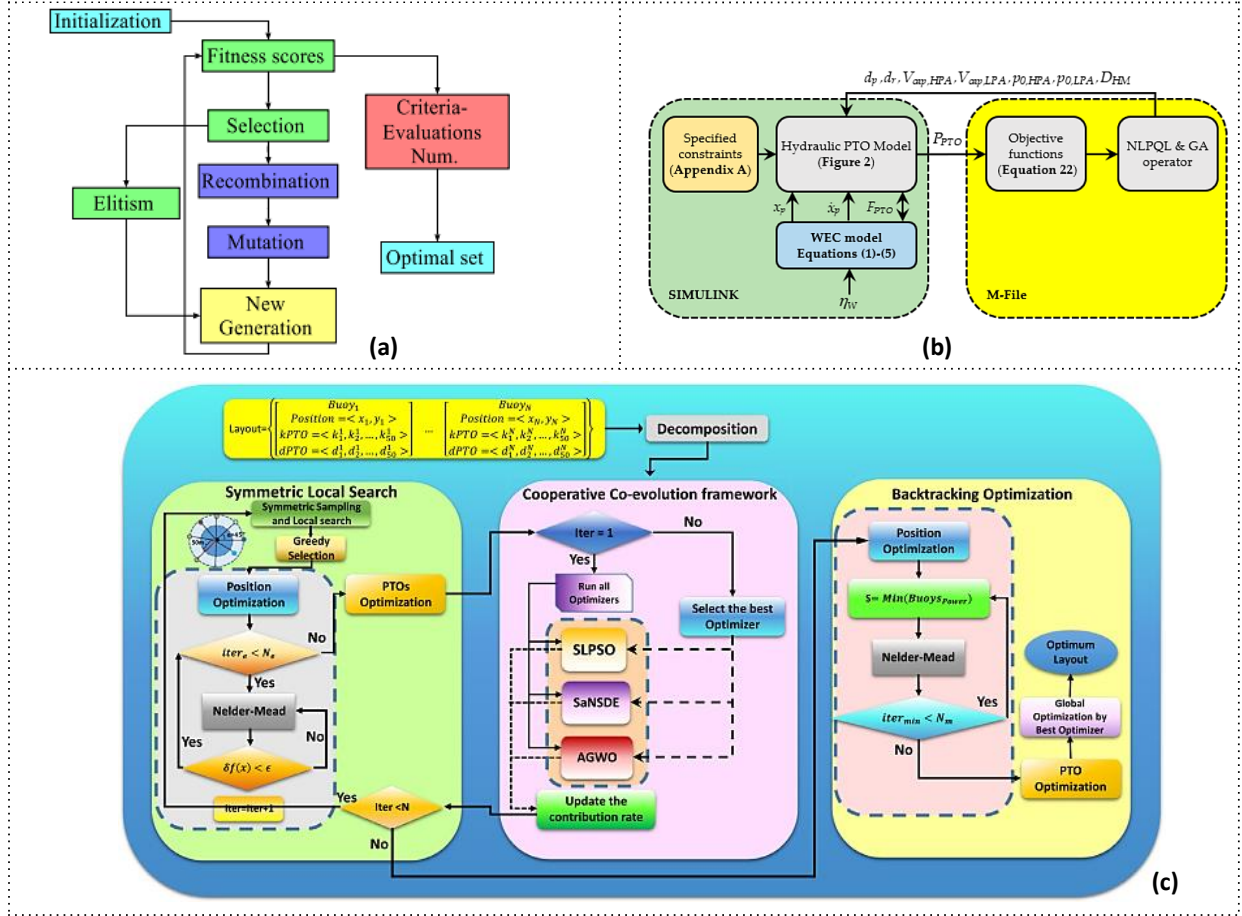


Figure 9: Optimization process flowcharts of three recent studies on PTO parameters optimization. (a): optimization flowchart of constructive parameters in EASY software using EAs [108]. (b): Illustration of optimization model set-up in MATLAB software using NLPQL and GA optimizer [150]. (c): Outline of the HCCA for PTO hyper-parameters optimization [117].

As is illustrated in figure 9, three recently developed solutions for PTO optimizing have been evaluated. First, an optimization studies EAs incorporating EASY software with two specific objective functions: (i) the total investment cost and (ii) the flow rate in the converter’s reservoir. The research evaluates WEC’s PTO and geometry variables by both single-objective and multi-objective functions shown in figure 9 (a). In fact, the process tries to approach the maximum probable results in terms of total investment cost, flow rate, and annual water storage, according to the selected scenario in the Monterey Bay, California [108]. Optimization of system’s design is performed using general optimization software platform EASY, developed in the NTU Athens [151]. The research addresses the inefficiency issues by proposing a more advanced piston head design with two functional diameters. This enhanced PTO design is found to increase by 30 percent the annually stored energy in the reservoir [108]. In the second study flowchart, shown in figure 9 (b), a HPTO model was configured considering the manufacturer’s actual hydraulic component parameters. The numerical simulation and optimization process include Non-Linear Programming by Quadratic Lagrangian (NLPQL) and Genetic Algorithm (GA). Although the evaluations are performed for a single rotation-based WEC, the optimized values can be generalized to WEC arrays. Concluding remarks of this study prove the simula-

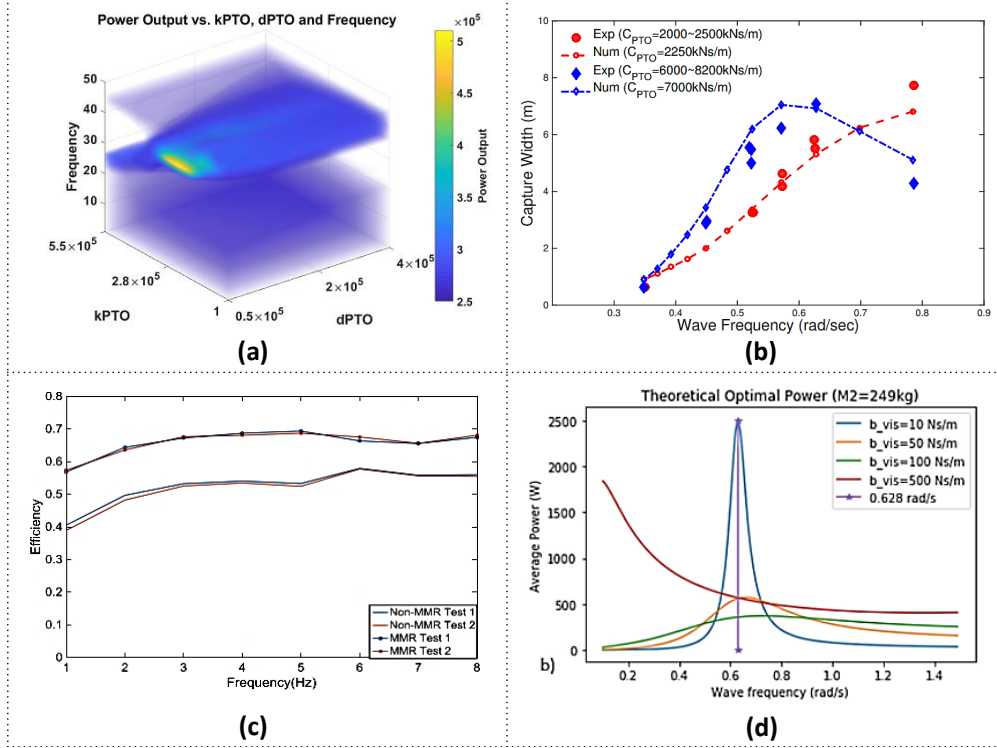


Figure 10: Comparing two studies on the effects of PTO coefficient changes on the power output of wave energy converter. (a): 4D view PTO power landscape for a buoy in a layout in the Australian coasts, results from a numerical-optimization study [117]. (b): Capture width ratio (harnessed power divided by the wave power) over the course of frequency [152]. (c): Lab-testing results over frequency, using MMR-based and non-MMR-based power take-off system [153]. (d): Average power versus external frequency with optimal C_{pto} and K_{pto} in different linear viscosity damping coefficients [154].

tion–optimization time with the GA technique to be longer than with the NLPQL process in WEC-modeling problems [150]. As a much more comprehensive study of PTO hyper-parameters optimization in a WECs array, [117] suggested a new hybrid cooperative co-evolution algorithm including symmetric LS-NM and a cooperative co-evolution algorithm followed by a backtracking process for optimizing the locations and PTO settings of WECs, respectively. Figure 9 (c) depicts the proposed hybrid optimization system graphically. After positioning the first buoy in a predetermined position, three optimizers are used to resolve PTO settings for each WEC in layout. Together, the findings confirm the hybrid cooperative system outperforms the others in terms of both runtime and consistency of obtained solutions. As a promising viewpoint, using optimization algorithms to enhance PTO coefficients has been developed recently. Neshat *et al.* [76] developed a new optimization framework called HCCA. It comprises a symmetric LS-NM, and a cooperative co-evolution method (CC) with a backtracking strategy. The study’s objective was to optimize the positions and PTO settings of 4 and 16 WECs layouts, respectively. Since the PTO stiffness (K_{pto}) and damping (C_{pto} or d_{pto}) coefficients change over different frequencies, this problem turns into complex multi-directional optimization [117]. Similarly, Yu *et al.* carried out another numerical study utilizing WEC-Sim solver for the same goal [152]. Although the case studies are different, figure 10 compares both studies and gives us a better understanding of the power output trend proportional to other important variables.

As shown in figure 10 (a), a specific range of frequency with tuned values of PTO coefficients can generate more power output. It can be observed that the overall trend of the power output rises over incoming wave frequency, reaching a maximum amount, and then plummets down to zero at higher frequencies. It certainly depends on the damping coefficient of the PTO system. This study carries out an optimization study to find the optimum value of this coefficient [117]. Furthermore, by taking other buoys into account, the consequent interactions will increase the complexity of this plot. Although it was not verified with experiments, another experimental study, which is shown in figure 10 (b), can approve the relation between power output and wave frequency. In this study, the power output is represented by capture width in both numerical simulation and wave tank experimental testing [152]. It can be concluded that the more damping coefficient, the more maximum power output could be achieved in lower frequencies. Experimental results in figure 10 (c) confirms the abovementioned idea in the first study. Moreover, the authors proposed an MMR-based PTO system for both prototype (test1 in figure 10 c) and lab testing of PTO (test2 in figure 10 c). The results show that MMR-based PTO achieves better efficiency than nonMMR based PTO for the rack pinion design by almost 25 percent at all frequencies [153]. This path is continued in a further study numerically and experimentally [155]. Another similar study suggested a novel configurable electromechanical PTO, which allows setting its parameters for optimal power output according to wave scenarios. In figure 10 (d), the study compares the effects of viscosity damping coefficients on averaged power output over wave frequencies. The resonance condition can be achieved in a specific condition regarding external frequency, and viscosity damping coefficient [154].

We described the results of cutting-edge research in PTO setting optimization, which can also be used in WEC arrays. To address further challenges in this regard, more research may be required to fill the gap on optimizing the PTO coefficient over different frequencies. Because the optimization of a set of large WEC power take-off variables is a computationally costly, multi-modal, and large-scale problem, new algorithmic approaches would efficaciously reduce the computational budget. Furthermore, incorporating a smart module to set the PTO spring stiffness continuously in real-time and reducing sliding carriage friction could be another promising approach to enhancing current developments [154, 142]. Since this configuration may benefit LCOE, a detailed cost trade-off study would need to be performed [152, 156].

3.4 Geometric Design

While increasing the absorbed energy from the WECs will increase profit, it may also increase the costs of the device. Therefore there should be a reasonable balance between these factors to achieve a competitive WEC design [157]. Since WEC structure is one of the most important factors in minimizing the project costs, to achieve this balance, many studies on WEC hull geometry optimization have been conducted to achieve this balance. A few of these studies are summarized here to provide an overview of general practices in this field [158].

First, we take a look at some studies on the geometry optimization of point absorbers. Babarit *et al.* carried out a multi-objective geometry optimization of the SEAREV device, a floating single body point absorber. Results showed that the largest draughts designs led to the most optimal performances [159]. Another study about a submerged single

body point absorber was carried out, in which authors were able to reach significantly higher power output via hull design optimization of the device [160]. Another study investigated the optimal design of a floating single body point absorber with 3 different float shapes, using an exhaustive search method. Results showed that despite the fact that the smallest ratios of draft to radius of the floats led to the maximum power output; in 2 of the three investigated cases, it did not lead to the most economical design. Furthermore, they found that increasing the mass of the float did not have a meaningful effect on the power output of the WEC [161]. Gomes *et al.* optimized the hull design of a two-body point absorber using a GA to maximize the extracted energy, but the obtained dimensions of the WEC were impractical. As a result, they changed their objective function to the ratio of the absorbed energy to immersed volume of the WEC and found a more practical solution. It was found out that increasing the length of the floater has no significant effect on the annual power output [162]. In another study, an evaluation of a two-body point absorber was carried out using the Taguchi method in order to increase the power output. The shape of the immersed body was found to be the most important factor in determining power output. Additionally, the buoy diameter and the immersed depth were less critical factors [163].

The next class of WECs that its hull dimensioning will get a brief review here is OWCs. Bouali *et al.* optimized the geometry of a fixed OWC using a Sequential Procedure, in which they optimized the first parameter, kept it constant, then found the optimal value for the second parameter, etc. They were able to reach an improvement of 7% in performance [164]. Likewise, the geometry of a floating OWC was optimized by Gomes *et al.* to maximize the energy output. It was found that the floater's diameter, the immersed length, and the height of the air chamber can affect the annual power output significantly [5].

Next, we will look at two studies optimizing the WEC dimensioning of an OWSC similar to the Oyster. Noad *et al.* were able to reach an increase of 15% in the device's capture factor by decreasing the hinge depth of the device. However, it resulted in big oscillations in the device's flap, which in turn brought out some inaccuracies in calculations. Therefore they did not use this design in further simulations [165]. Renzi *et al.* were able to increase the capture factor by approximately 50% and almost reach a capture factor of 1 [166].

Another class of the WECs is the attenuators. Colby *et al.* optimized the geometry of an attenuator WEC, which consists of the design of a spar, a forward float, and an aft float to maximize the annual energy extracted. First, they tried to incorporate a few ballasts and tried to optimize the cuts needed to make the necessary chambers, which led to a 17% increase in the objective function. Then they attempted to utilize the ability to fill or empty the ballasts, to change their mass parameters, and with a control loop time, they were able to reach a 84% improvement in performance [167]. Likewise, Wang *et al.* carried out a study to optimize the design of a hinge-barge, which worked as an attenuator, to maximize the energy output using the control-informed geometric design (CIGD) approach, which improved the performance by 22% [168].

The last type of WECs reviewed in this section is the Overtopping WECs. Martins *et al.* optimized the geometry of a generic Overtopping WEC, using the Exhaustive Search Method to maximize the power output. They tried to

change the overtopping ramp slope and the distance between the device and the wave tank bottom. They found out a negative relationship between the ramp slope and the device's performance [169]. Margheritini *et al.* showed that the geometry of a Overtopping WEC could increase the device's performance up to 30% [170]. More information about WEC geometry optimization studies is presented in Table 3.

Table 3: Optimisation studies about WEC hull design.

Author	Year	Type of Converter	optimization Algorithm	Objective Function	optimized Dimensions	Reference
A. Babarit	2006	Point Absorber	Genetic Algorithm	Absorbed Power, Cost	the Length, the Beam, the Draught	[159]
S. Esmailzadeh	2019	Point Absorber	Genetic Algorithm	Power Output	Elongation Coefficients of the Base Shape of the WEC	[160]
B. Bouali	2017	OWC	a Sequential Procedure	Hydrodynamic Efficiency	the Immersion Depth, Width of the OWC Chamber Front Wall	[164]
R.P.F. Gomes	2012	OWC	COBYLA, DE	Energy Absorption	Length and Diameters of the Small and Large Thickness Tubes	[5]
I.F. Noad	2015	OWSC	–	Capture Factor	Length, Width of the Flap, Hinge Depth	[165]
Emiliano Renzi	2017	OWSC	Genetic Algorithm	Capture Factor	Flap Width, Water Depth, Hinge Height	[166]
Mitch Colby	2011	Attenuator	Evolutionary Algorithm	Annual Power Output	Design of Ballast Chamber Cuts, Weight Distribution	[167]
Liguo Wang	2019	Attenuator	Exhaustive Search Method	Extracted Energy	Lengths of the Fore and Aft Barges	[168]

Considering the design constraints, dimensions of the WEC hulls were optimized mainly to improve the performance and reduce the hull size, i.e., cost. Results showed that geometry optimization could significantly improve the absorbed energy [160, 5, 166, 167]. If the PTO control strategy is optimized simultaneously with the geometry using multi-objective optimization, it may result in better solutions [158]. Although increasing the dimensions of the WECs can potentially result in better performance, it does increase the costs of the operation as well. Thus, there is a trade-off in design between absorbed power and costs that should be addressed.

4 Conclusion and remarks

Due to the notable potential of the produced energy from ocean waves in the near future, the development and progression of wave energy technologies are high. WECs technologies need more developments to be commercialized compared to other renewable energies. In order to achieve the maximum generated power using wave energy converters (WECs), layout and PTO optimization play a significant role. However, optimizing them are challenging because of the complex hydrodynamic interactions among converters.

In this paper, firstly we discuss about the different classification of converters introduced by [13, 14, 17] and other researchers which we believe that the classification based on working principles together with the hydro-mechanical conversion system is superior one on the grounds of generality as well as considering other distinctive factors. An overview of numerical methods and solvers to unravel the hydrodynamic interactions is given. After that we enumerate the recent articles that used at least one of the methods in their study. We believe that understanding the cause of interaction between WECs and applied forces for the selected converter type must be accurately assumed to start the study, then a low or high fidelity approach should be selected according to the scale and required accuracy of project.

After that a survey on optimization problems is done because of the increasing number of algorithms and objective functions studied by the researchers on this field. It is concluded that most of research focus on using GAs with only one objective function. The number of studies related to multi-objective optimization is low. We believe that the use of ANSO, HCCA, and in general, local search method with backtracking optimization can enhance the accuracy. A summary of conclusions about the layout optimization 3.2, PTO system 3.3, and geometry optimization 3.4 are as follows.

- Layout optimization studies have a wide range of discussing relative factors to reach optimal answer. Two patterns are clearly represented in this paper (linear, arrowhead pattern) to consider as the most repetitive viable results in reviewed studies. Factors such as distance and wave direction are directly affect the layout performance. So we share an overall statement on these factors (increasing or decreasing) in determining the array layout.
- Using optimization algorithms to improve PTO coefficients and enhance the control strategies has recently been established as a promising viewpoint. Several methods have been used to optimize the PTO systems' coefficient, Including cutting-edge metaheuristic algorithms. Looking at the results of the recent studies, It can be deduced that the higher the damping coefficient, the higher the maximum power output at lower frequencies. This hypothesis is supported by experimental evidence. Furthermore, while PTO system configuration will improve LCOE, a thorough cost-benefit analysis is needed in a variety of PTO systems that are classified in the text. More research is required on active control strategies for PTO system of converters.
- Studies show that geometry optimization of the WECs can improve the performance notably. Better results can be achieved through geometry optimization in combination with the PTO control strategy. While improving the geometry of the WECs will increase the profit, but performance should be optimized with regards to the increased costs.

In the end, we believe that further studies on multi-objective studies where especially consider cost and maximum absorbed energy are more likely to add valuable results and understanding in the future. Furthermore, the absence of numerous studies using CFD rather than BEM as the numerical method is sensed among the published papers. The number of articles using GA is high, so we suggest using other robust metaheuristic algorithms that can return better answers in shorter time. Finally, we wish to see further studies aiming to address the mentioned issues in the future.

Abbreviations

The following abbreviations are used in this manuscript:

WEC	Wave Energy Converter	LES	Large Eddy Simulation
PTO	Power Take-off	SPH	Smoothed Particle Hydrodynamics
LCOE	Levelized Cost of Energy	RANS	Reynold-Averaged Navier-Stokes
CFD	Computational Fluid Dynamics	BEM	Boundary Element Method
GA	Genetic Algorithm	CMA	Covariance Matrix Adaptation
DE	Differential Evolution	CMA-ES	Covariance Matrix Adaptation based Evolutionary Strategy
SA	Simulated Annealing Algorithm	NM	Nelder-Mead
OWC	Oscillating Water Column	EA	Evolutionary-based Algorithms
WES	Wave Energy Scotland	COBYLA	Constrained Optimized by Linear Approximation
TWh	Terawatt hour	NLPQL	Non-Linear Programming by Quadratic Lagrangian
DOF	Degree of Freedom	ANSO	Adaptive Neuro-Surrogate Optimization
PF	Potential Flow	LS-NM	Local Search plus Nelder-Mead
DNS	Direct Numerical Simulation	HCCA	Hybrid Cooperative Co-evolution Algorithm

References

- [1] Mohd Afifi Jusoh, Mohd Zamri Ibrahim, Muhamad Zalani Daud, Zulkifli Mohd Yusop, and Aliashim Albani. An estimation of hydraulic power take-off unit parameters for wave energy converter device using non-evolutionary nlpql and evolutionary ga approaches. *Energies*, 14(1):79, 2021.
- [2] Malin Göteman, Cameron McNatt, Marianna Giassi, Jens Engström, and Jan Isberg. Arrays of point-absorbing wave energy converters in short-crested irregular waves. *Energies*, 11(4):964, 2018.
- [3] Panagiotis Dafnakis, Amneet Pal Singh Bhalla, Sergej Antonello Sirigu, Mauro Bonfanti, Giovanni Bracco, and Giuliana Mattiazzo. Comparison of wave–structure interaction dynamics of a submerged cylindrical point absorber with three degrees of freedom using potential flow and computational fluid dynamics models. *Physics of Fluids*, 32(9):093307, 2020.
- [4] Jianyang Lyu, Ossama Abdelkhalik, and Lucia Gauchia. Optimization of dimensions and layout of an array of wave energy converters. *Ocean Engineering*, 192:106543, 2019.
- [5] RPF Gomes, JCC Henriques, LMC Gato, and AF de O Falcão. Hydrodynamic optimization of an axisymmetric floating oscillating water column for wave energy conversion. *Renewable Energy*, 44:328–339, 2012.
- [6] Edo Abraham and Eric C Kerrigan. Optimal active control and optimization of a wave energy converter. *IEEE Transactions on Sustainable Energy*, 4(2):324–332, 2012.
- [7] Na Liu, Yimin Tan, Weiqiang Mo, Huanqing Han, and Lin Li. Optimization design for ocean wave energy convertor. In *E3S Web of Conferences*, volume 185, page 01073, 2020.
- [8] Stephen H Salter et al. Wave power. *Nature*, 249(5459):720–724, 1974.

- [9] SCOPUS. Analyze search results of 'ocean wave energy' from Scopus. <https://www.scopus.com/>, 2021. [Online; accessed 28-02-2021].
- [10] Nianxin Ren, Zhe Ma, Baohua Shan, Dezhi Ning, and Jinping Ou. Experimental and numerical study of dynamic responses of a new combined tlp type floating wind turbine and a wave energy converter under operational conditions. *Renewable Energy*, 151:966–974, 2020.
- [11] Iraide López, Jon Andreu, Salvador Ceballos, Iñigo Martínez De Alegría, and Iñigo Kortabarria. Review of wave energy technologies and the necessary power-equipment. *Renewable and sustainable energy reviews*, 27:413–434, 2013.
- [12] Aurélien Babarit. *Ocean wave energy conversion: resource, technologies and performance*. Elsevier, 2017.
- [13] Benjamin Drew, Andrew R Plummer, and M Necip Sahinkaya. A review of wave energy converter technology. *Proceedings of the Institution of Mechanical Engineers, Part A: Journal of Power and Energy*, 223(8):887–902, 2009.
- [14] Judicael Aubry, Hamid Ben Ahmed, Bernard Multon, Aurélien Babarit, and Alain Clément. Wave energy converters, 2011.
- [15] Ligu Wang, Jan Isberg, and Elisabetta Tedeschi. Review of control strategies for wave energy conversion systems and their validation: the wave-to-wire approach. *Renewable and Sustainable Energy Reviews*, 81:366–379, 2018.
- [16] Raju Ahamed, Kristoffer McKee, and Ian Howard. Advancements of wave energy converters based on power take off (pto) systems: A review. *Ocean Engineering*, 204:107248, 2020.
- [17] F de O Antonio. Wave energy utilization: A review of the technologies. *Renewable and sustainable energy reviews*, 14(3):899–918, 2010.
- [18] energyglobalnews. Wello's penguin wave energy converter sinks off the coast of orkney, 2019.
- [19] ABC News. Albany wave energy deal with carnegie clean energy cancelled by wa government, 2019.
- [20] Sofia Simoes, Wouter Nijs, Pablo Ruiz, Alessandra Sgobbi, Daniela Radu, Pelin Bolat, Christian Thiel, and Stathis Peteves. The jrc-eu-times model. *Assessing the long-term role of the SET Plan, EUR*, 26292, 2013.
- [21] J Luis Villate, P Ruiz-Minguela, J Berque, L Pirttimaa, D Cagney, C Cochrane, and H Jeffrey. Strategic research and innovation agenda for ocean energy. Technical report, The European Technology and Innovation Platform for Ocean Energy (ETIP Ocean), 2020.
- [22] D. Magagna. Ocean energy technology development report 2020. Technical report, Publications Office of the European Union, Luxembourg, 2020.
- [23] Tethys. Marmok-a-5 wave energy converter, 2020.
- [24] UK Research and Innovation (UKRI). Projects to unlock the potential of marine wave energy, 2021.

- [25] Ocean Energy Systems (OES). Ocean energy systems annual report 2019. Technical report, Ocean Energy Systems (OES), 2020.
- [26] CorPower Ocean. Hiwave-5, 2019.
- [27] ENERGY INDUSTRY REVIEW. Corpower and ops primed for ‘industry advancing’ wave energy project, 2021.
- [28] Australian Renewable Energy Agency. Bombora wave power cost of energy study, 2020.
- [29] Australian Renewable Energy Agency. Carnegie ceto 6 technology, 2021.
- [30] Australian Renewable Energy Agency. Uniwave200 king island project – wave swell, 2021.
- [31] Chinese Academy of Sciences. ”zhoushan” - first 500kw sharp eagle wave energy converter delivered, 2020.
- [32] A LiVecchi, A Copping, D Jenne, A Gorton, R Preus, G Gill, R Robichaud, R Green, S Geerlofs, S Gore, et al. Powering the blue economy; exploring opportunities for marine renewable energy in maritime markets. *US Department of Energy, Office of Energy Efficiency and Renewable Energy. Washington, DC*, page 207, 2019.
- [33] Levi Kilcher, Michelle Fogarty, and Lawson Michael. Marine energy in the united states: An overview of opportunities. Technical report, Golden, CO: National Renewable Energy Laboratory, 2021.
- [34] The European Marine Energy Centre (EMEC). Wave developers, 2020.
- [35] Oscilla Power. Triton wec, 2020.
- [36] Matt Folley, Aurélien Babarit, Ben Child, David Forehand, Louise O’Boyle, Katie Silverthorne, Johannes Spinnenken, Vasiliki Stratigaki, and Peter Troch. A review of numerical modelling of wave energy converter arrays. In *International Conference on Offshore Mechanics and Arctic Engineering*, volume 44946, pages 535–545. American Society of Mechanical Engineers, 2012.
- [37] Aurélien Babarit. Impact of long separating distances on the energy production of two interacting wave energy converters. *Ocean Engineering*, 37(8-9):718–729, 2010.
- [38] Yajie Li, Bin Xu, Desheng Zhang, Xi Shen, and Weibin Zhang. Numerical analysis of combined wave radiation and diffraction on a floating barge. *Water*, 12(1):205, 2020.
- [39] Hiroshi Kagemoto and Dick KP Yue. Interactions among multiple three-dimensional bodies in water waves: an exact algebraic method. *Journal of fluid mechanics*, 166:189–209, 1986.
- [40] SA Mavrakos. Hydrodynamic coefficients for groups of interacting vertical axisymmetric bodies. *Ocean Engineering*, 18(5):485–515, 1991.
- [41] M Ohkusu. Hydrodynamic forces on multiple cylinders in waves. In *Proceedings of international symposium on the dynamics of marine vehicles and structures in waves, 1974*, pages 1–6. Institute of Mechanical Engineers, 1974.

- [42] J Cameron McNatt, Vengatesan Venugopal, and David Forehand. A novel method for deriving the diffraction transfer matrix and its application to multi-body interactions in water waves. *Ocean Engineering*, 94:173–185, 2015.
- [43] SA Mavrakos and P Koumoutsakos. Hydrodynamic interaction among vertical axisymmetric bodies restrained in waves. *Applied Ocean Research*, 9(3):128–140, 1987.
- [44] Nataliia Sergiienko. Wave energy converter (wec) array simulator. <https://www.mathworks.com/matlabcentral/fileexchange/71840-wave-energy-converter-wec-array-simulator>. Retrieved March 24, 2021.
- [45] Markel Penalba, Giuseppe Giorgi, and John V Ringwood. Mathematical modelling of wave energy converters: A review of nonlinear approaches. *Renewable and Sustainable Energy Reviews*, 78:1188–1207, 2017.
- [46] Richard D Sandberg, Vittorio Michelassi, Richard Pichler, Liwei Chen, and Roderick Johnstone. Compressible direct numerical simulation of low-pressure turbines—part i: Methodology. *Journal of Turbomachinery*.
- [47] Christian Windt, Josh Davidson, and John V Ringwood. High-fidelity numerical modelling of ocean wave energy systems: A review of computational fluid dynamics-based numerical wave tanks. *Renewable and Sustainable Energy Reviews*, 93:610–630, 2018.
- [48] Zhenqing Liu, Yize Wang, and Xugang Hua. Prediction and optimization of oscillating wave surge converter using machine learning techniques. *Energy Conversion and Management*, 210:112677, 2020.
- [49] Nicholas J Georgiadis, Donald P Rizzetta, and Christer Fureby. Large-eddy simulation: current capabilities, recommended practices, and future research. *AIAA journal*, 48(8):1772–1784, 2010.
- [50] Ryan Geoffrey Coe, Yi-Hsiang Yu, and Jennifer Van Rij. Extreme conditions modeling for wecs. Technical report, Sandia National Lab.(SNL-NM), Albuquerque, NM (United States), 2016.
- [51] Brecht Devolder, Vasiliki Stratigaki, Peter Troch, and Pieter Rauwoens. Cfd simulations of floating point absorber wave energy converter arrays subjected to regular waves. *Energies*, 11(3):641, 2018.
- [52] Josh Davidson and Ronan Costello. Efficient nonlinear hydrodynamic models for wave energy converter design—a scoping study. *Journal of Marine Science and Engineering*, 8(1):35, 2020.
- [53] Malin Göteman, Marianna Giassi, Jens Engström, and Jan Isberg. Advances and challenges in wave energy park optimization—a review. *Frontiers in Energy Research*, 8:26, 2020.
- [54] Eliseo Marchesi, Marco Negri, and Stefano Malavasi. Development and analysis of a numerical model for a two-oscillating-body wave energy converter in shallow water. *Ocean Engineering*, 214:107765, 2020.
- [55] Zhi Yung Tay and Vengatesan Venugopal. Hydrodynamic interactions of oscillating wave surge converters in an array under random sea state. *Ocean Engineering*, 145:382–394, 2017.

- [56] F Fàbregas Flavià, Cameron Mcnatt, François Rongère, Aurélien Babarit, and Alain H Clément. A numerical tool for the frequency domain simulation of large arrays of identical floating bodies in waves. *Ocean Engineering*, 148:299–311, 2018.
- [57] AQWA ANSYS. User manual release 15.0, ansys inc, 2013.
- [58] Malin Göteman. Wave energy parks with point-absorbers of different dimensions. *Journal of Fluids and Structures*, 74:142–157, 2017.
- [59] Aidan Bronson Bharath. *Numerical analysis of arrays of wave energy converters*. PhD thesis, University of Tasmania, 2018.
- [60] Chris Sharp, Bryony DuPont, Bret Bosma, Pedro Lomonaco, and Belinda Batten. Array optimization of fixed oscillating water columns for active device control. In *Proceedings of the Twelfth European Wave and Tidal Energy Conference*, page 1016, 2017.
- [61] Junhua Wu, Slava Shekh, Nataliia Y Sergiienko, Benjamin S Cazzolato, Boyin Ding, Frank Neumann, and Markus Wagner. Fast and effective optimisation of arrays of submerged wave energy converters. In *Proceedings of the Genetic and Evolutionary Computation Conference 2016*, pages 1045–1052, 2016.
- [62] H Behzad and P Sanaei. On optimizing the wave energy converters configuration in a farm. *Flood Mechanics Research Journal*, 1(1), 2019.
- [63] Pau Mercadé Ruiz, Vincenzo Nava, Mathew BR Topper, Pablo Ruiz Minguela, Francesco Ferri, and Jens Peter Kofoed. Layout optimisation of wave energy converter arrays. *Energies*, 10(9):1262, 2017.
- [64] Brian J Rosenberg, Tim R Mundon, Ryan G Coe, Eliot W Quon, Chris C Chartrand, Yi-Hsiang Yu, and Jennifer A van Rij. Development of wec design loads: A comparison of numerical and experimental approaches. Technical report, National Renewable Energy Lab.(NREL), Golden, CO (United States), 2019.
- [65] Parker Lawrence Field. *Comparison of RANS and Potential Flow Force Computations for the ONR Tumblehome Hullform in Vertical Plane Radiation and Diffraction Problems*. PhD thesis, Virginia Tech, 2013.
- [66] Marianna Giassi and Malin Göteman. Layout design of wave energy parks by a genetic algorithm. *Ocean Engineering*, 154:252–261, 2018.
- [67] William Finnegan, Paulo Rosa-Santos, Francisco Taveira-Pinto, and Jamie Goggins. Development of a numerical model of the ceco wave energy converter using computational fluid dynamics. *Ocean Engineering*, 219:108416, 2021.
- [68] Marianna Giassi, Jens Engström, Jan Isberg, and Malin Göteman. Comparison of wave energy park layouts by experimental and numerical methods. *Journal of Marine Science and Engineering*, 8(10):750, 2020.
- [69] Silvia Bozzi, Marianna Giassi, Adrià Moreno Miquel, Alessandro Antonini, Federica Bizzozero, Giambattista Grusso, Renata Archetti, and Giuseppe Passoni. Wave energy farm design in real wave climates: the italian offshore. *Energy*, 122:378–389, 2017.

- [70] Chris Sharp and Bryony DuPont. Wave energy converter array optimization: A genetic algorithm approach and minimum separation distance study. *Ocean Engineering*, 163:148–156, 2018.
- [71] M Mohsen Moarefdoost, Lawrence V Snyder, and Basel Alnajjab. Layouts for ocean wave energy farms: Models, properties, and optimization. *Omega*, 66:185–194, 2017.
- [72] Shun-Han Yang, Jonas W Ringsberg, and Erland Johnson. Wave energy converters in array configurations—influence of interaction effects on the power performance and fatigue of mooring lines. *Ocean Engineering*, 211:107294, 2020.
- [73] Erfan Amini, Danial Golbaz, Fereidoun Amini, Meysam Majidi Nezhad, Mehdi Neshat, and Davide Astiaso Garcia. A parametric study of wave energy converter layouts in real wave models. *Energies*, 13(22):6095, 2020.
- [74] Mehdi Neshat, Bradley Alexander, Markus Wagner, and Yuanzhong Xia. A detailed comparison of meta-heuristic methods for optimising wave energy converter placements. In *Proceedings of the Genetic and Evolutionary Computation Conference*, pages 1318–1325, 2018.
- [75] Mehdi Neshat, Bradley Alexander, Nataliia Y Sergiienko, and Markus Wagner. Optimisation of large wave farms using a multi-strategy evolutionary framework. In *Proceedings of the 2020 Genetic and Evolutionary Computation Conference*, pages 1150–1158, 2020.
- [76] Mehdi Neshat, Bradley Alexander, and Markus Wagner. A hybrid cooperative co-evolution algorithm framework for optimising power take off and placements of wave energy converters. *Information Sciences*, 534:218–244, 2020.
- [77] Xin Wang, Daming Li, Yanqing Li, and Huamei Wang. A study on the evaluation method of layout effectiveness of wave energy converter array-an example from point absorber wave energy converter. *Journal of Coastal Research*, 99(SI):165–173, 2020.
- [78] Jens Engström, Malin Götteman, Mikael Eriksson, Mikael Bergkvist, Erik Nilsson, Anna Rutgersson, and Erland Strömstedt. Energy absorption from parks of point-absorbing wave energy converters in the swedish exclusive economic zone. *Energy Science & Engineering*, 8(1):38–49, 2020.
- [79] Yong Ma, Shan Ai, Lele Yang, Aiming Zhang, Sen Liu, and Binghao Zhou. Research on design and optimization of the pitching float wave energy converter. *Energy Science & Engineering*, 8(11):3866–3882, 2020.
- [80] Philip Balitsky, Giorgio Bacelli, and John V Ringwood. Control-influenced layout optimization of arrays of wave energy converters. In *International Conference on Offshore Mechanics and Arctic Engineering*, volume 45547, page V09BT09A022. American Society of Mechanical Engineers, 2014.
- [81] E Faraggiana, I Masters, and J Chapman. Design of an optimization scheme for the wavesub array. In *Advances in Renewable Energies Offshore: Proceedings of the 3rd International Conference on Renewable Energies Offshore (RENEW)*, ed G. Soares (London: Taylor & Francis Group), pages 633–638, 2019.

- [82] C Monroy, G Ducrozet, F Bonnefoy, A Babarit, L Gentaz, P Ferrant, et al. Rans simulations of a calm buoy in regular and irregular seas using the swense method. In *The Twentieth International Offshore and Polar Engineering Conference*, pages 1–6. International Society of Offshore and Polar Engineers, 2010.
- [83] Markel Penalba, Giuseppe Giorgi, and John V Ringwood. Mathematical modelling of wave energy converters: A review of nonlinear approaches. *Renewable and Sustainable Energy Reviews*, 78:1188–1207, 2017.
- [84] Markel Peñalba Retes. Systematic complexity reduction of wave-to-wire models for wave energy system design. *Ocean Engineering*, 2017:107651, 2020.
- [85] Kjell Budal. Theory for absorption of wave power by a system of interacting bodies. *Journal of ship research*, 21(04):248–254, 1977.
- [86] Bruno Borgarino, Aurélien Babarit, and Pierre Ferrant. Impact of wave interactions effects on energy absorption in large arrays of wave energy converters. *Ocean Engineering*, 41:79–88, 2012.
- [87] Colm Fitzgerald and Gareth Thomas. A preliminary study on the optimal formation of an array of wave power devices. In *Proceedings of the 7th European Wave and Tidal Energy Conference, Porto, Portugal*, pages 11–14, 2007.
- [88] HA Wolgamot, PH Taylor, and R Eatock Taylor. The interaction factor and directionality in wave energy arrays. *Ocean Engineering*, 47:65–73, 2012.
- [89] Liang Sun, Peter Stansby, Jun Zang, E Carpintero Moreno, and Paul H Taylor. Linear diffraction analysis for optimisation of the three-float multi-mode wave energy converter m4 in regular waves including small arrays. *Journal of Ocean Engineering and Marine Energy*, 2(4):429–438, 2016.
- [90] Kenneth Sörensen and Fred Glover. *Metaheuristics*. Encyclopedia of operations research and management science, 2013.
- [91] Vahid Beiranvand, Warren Hare, and Yves Lucet. Best practices for comparing optimization algorithms. *Optimization and Engineering*, 18(4):815–848, 2017.
- [92] Jorge Nocedal and Stephen Wright. *Numerical optimization*. Springer Science & Business Media, 2006.
- [93] IF Noad and R Porter. Optimisation of arrays of flap-type oscillating wave surge converters. *Applied Ocean Research*, 50:237–253, 2015.
- [94] Raju Vatchavayi. Heuristic optimization of wave energy converter arrays. Master’s thesis, The University of Minnesota, 2019.
- [95] Simon Thomas, Mikael Eriksson, Malin Götteman, Martyn Hann, Jan Isberg, and Jens Engström. Experimental and numerical collaborative latching control of wave energy converter arrays. *Energies*, 11(11):3036, 2018.
- [96] Zhe Feng and Eric C Kerrigan. Latchingdeclutching control of wave energy converters using derivative-free optimization. *IEEE Transactions on Sustainable Energy*, 6(3):773–780, 2015.

- [97] S Binitha, S Siva Sathya, et al. A survey of bio inspired optimization algorithms. *International journal of soft computing and engineering*, 2(2):137–151, 2012.
- [98] Xumei Fan, William Sayers, Shujun Zhang, Zhiwu Han, Luquan Ren, and Hassan Chizari. Review and classification of bio-inspired algorithms and their applications. *Journal of Bionic Engineering*, 17:611–631, 2020.
- [99] BFM Child and Vengatesan Venugopal. Optimal configurations of wave energy device arrays. *Ocean Engineering*, 37(16):1402–1417, 2010.
- [100] Ossama Abdelkhalik and Shadi Darani. Optimization of nonlinear wave energy converters. *Ocean Engineering*, 162:187–195, 2018.
- [101] Marianna Giassi and Malin Göteman. Parameter optimization in wave energy design by a genetic algorithm. In *32nd International Workshop on Water Waves and Floating Bodies (IWWWFB), 23-26th April, 2017, Dalian, China.*, pages 1–6, 2017.
- [102] Marianna Giassi and Malin Göteman. Layout design of wave energy parks by a genetic algorithm. *Ocean Eng.*, 154:252–261, 2018.
- [103] Marianna Giassi, Malin Göteman, Simon Thomas, Jens Engström, Mikael Eriksson, and Jan Isberg. Multi-parameter optimization of hybrid arrays of point absorber wave energy converters. In *12th European Wave and Tidal Energy Conference (EWTEC), Cork, Ireland, August 27-31, 2017.*, pages 1–6, 2017.
- [104] Hong-Wei Fang, Yu-Zhu Feng, and Guo-Ping Li. Optimization of wave energy converter arrays by an improved differential evolution algorithm. *Energies*, 11(12):3522, 2018.
- [105] A Kai Qin and Ponnuthurai N Suganthan. Self-adaptive differential evolution algorithm for numerical optimization. In *2005 IEEE congress on evolutionary computation*, volume 2, pages 1785–1791. IEEE, 2005.
- [106] Jingqiao Zhang and Arthur C Sanderson. Jade: adaptive differential evolution with optional external archive. *IEEE Transactions on evolutionary computation*, 13(5):945–958, 2009.
- [107] Rammohan Mallipeddi, Ponnuthurai N Suganthan, Quan-Ke Pan, and Mehmet Fatih Tasgetiren. Differential evolution algorithm with ensemble of parameters and mutation strategies. *Applied soft computing*, 11(2):1679–1696, 2011.
- [108] Markos I Bonovas and Ioannis S Anagnostopoulos. Modelling of operation and optimum design of a wave power take-off system with energy storage. *Renewable Energy*, 147:502–514, 2020.
- [109] Zhenqing Liu, Yize Wang, and Xugang Hua. Proposal of a novel analytical wake model and array optimization of oscillating wave surge converter using differential evolution algorithm. *Ocean Engineering*, 219:108380, 2021.
- [110] Michael JD Powell. A direct search optimization method that models the objective and constraint functions by linear interpolation. In *Advances in optimization and numerical analysis*, pages 51–67. Springer, 1994.

- [111] S Ribeiro e Silva, RPF Gomes, and AFO Falcao. Hydrodynamic optimization of the ugen: Wave energy converter with u-shaped interior oscillating water column. *International Journal of Marine Energy*, 15:112–126, 2016.
- [112] Antonino Capillo, Massimiliano Luzi, Maurizio Pasc, Antonello Rizzi, and Fabio Massimo Frattale Mascioli. Energy transduction optimization of a wave energy converter by evolutionary algorithms. In *2018 International Joint Conference on Neural Networks (IJCNN)*, pages 1–8. IEEE, 2018.
- [113] Phen Chiak See, Vin Cent Tai, and Marta Molinas. Ant colony optimization applied to control of ocean wave energy converters. *Energy Procedia*, 20:148–155, 2012.
- [114] Elisabetta Tedeschi, Jonas Sjolte, Marta Molinas, and Maider Santos. Stochastic rating of storage systems in isolated networks with increasing wave energy penetration. *Energies*, 6(5):2481–2500, 2013.
- [115] Mehdi Neshat, Bradley Alexander, Nataliia Y Sergiienko, and Markus Wagner. New insights into position optimisation of wave energy converters using hybrid local search. *Swarm and Evolutionary Computation*, 59:100744, 2020.
- [116] Mehdi Neshat, Ehsan Abbasnejad, Qinfeng Shi, Bradley Alexander, and Markus Wagner. Adaptive neuro-surrogate-based optimisation method for wave energy converters placement optimisation. In *International Conference on Neural Information Processing*, pages 353–366. Springer, 2019.
- [117] Mehdi Neshat, Bradley Alexander, and Markus Wagner. A hybrid cooperative co-evolution algorithm framework for optimising power take off and placements of wave energy converters. *Information Sciences*, 534:218–244, 2020.
- [118] B Child, J Cruz, and M Livingstone. The development of a tool for optimising of arrays of wave energy converters. In *Proceedings of the 9th European Wave and Tidal Energy Conference, Southampton, UK*, pages 5–9, 2011.
- [119] AD De Andrés, R Guanche, L Meneses, C Vidal, and IJ Losada. Factors that influence array layout on wave energy farms. *Ocean Engineering*, 82:32–41, 2014.
- [120] Malin Göteman, Jens Engström, Mikael Eriksson, Jan Isberg, and Mats Leijon. Methods of reducing power fluctuations in wave energy parks. *Journal of Renewable and Sustainable Energy*, 6(4):043103, 2014.
- [121] Bret Bosma, Ted Brekken, Pedro Lomonaco, Bryony DuPont, Chris Sharp, and Belinda Batten. Array modeling and testing of fixed owc type wave energy converters. *International Marine Energy Journal*, 3(3):137–143, 2020.
- [122] Philip Balitsky, Gael Verao Fernandez, Vicky Stratigaki, and Peter Troch. Assessing the impact on power production of wec array separation distance in a wave farm using one-way coupling of a bem solver and a wave propagation model. In *EWTEC2017*, pages 1176–1186, 2017.

- [123] Tim Verbrugge, Vicky Stratigaki, Peter Troch, Raphael Rabussier, and Andreas Kortenhuis. A comparison study of a generic coupling methodology for modeling wake effects of wave energy converter arrays. *Energies*, 10(11):1697, 2017.
- [124] Paula B Garcia-Rosa, Giorgio Bacelli, and John V Ringwood. Control-informed optimal array layout for wave farms. *IEEE Transactions on Sustainable Energy*, 6(2):575–582, 2015.
- [125] Kaus Raghukumar, Samuel McWilliams, Grace Chang, Jesse Roberts, Craig Jones, et al. Wave energy converter arrays: Optimizing power production while minimizing environmental effects. In *Offshore Technology Conference*, pages 1–6. Offshore Technology Conference, 2019.
- [126] Marianna Giassi, Valeria Castellucci, and Malin Göteman. Economical layout optimization of wave energy parks clustered in electrical subsystems. *Applied Ocean Research*, 101:102274, 2020.
- [127] Alejandro López-Ruiz, Rafael J Bergillos, Andrea Lira-Loarca, and Miguel Ortega-Sánchez. A methodology for the long-term simulation and uncertainty analysis of the operational lifetime performance of wave energy converter arrays. *Energy*, 153:126–135, 2018.
- [128] Malin Göteman, Jens Engström, Mikael Eriksson, and Jan Isberg. Optimizing wave energy parks with over 1000 interacting point-absorbers using an approximate analytical method. *International Journal of Marine Energy*, 10:113–126, 2015.
- [129] Chris Sharp and Bryony DuPont. Wave energy converter array optimization: A review of current work and preliminary results of a genetic algorithm approach introducing cost factors. In *International Design Engineering Technical Conferences and Computers and Information in Engineering Conference*, volume 57076, page V02AT03A025. American Society of Mechanical Engineers, 2015.
- [130] Mehdi Neshat, Ehsan Abbasnejad, Qinfeng Shi, Bradley Alexander, and Markus Wagner. Adaptive neuro-surrogate-based optimisation method for wave energy converters placement optimisation. In *International Conference on Neural Information Processing*, pages 353–366. Springer, 2019.
- [131] Hong-Wei Fang, Yu-Zhu Feng, and Guo-Ping Li. Optimization of wave energy converter arrays by an improved differential evolution algorithm. *Energies*, 11(12):3522, 2018.
- [132] Philip Balitsky, Giorgio Bacelli, and John V Ringwood. Control-influenced layout optimization of arrays of wave energy converters. In *International Conference on Offshore Mechanics and Arctic Engineering*, volume 45547, page V09BT09A022. American Society of Mechanical Engineers, 2014.
- [133] Mehdi Neshat, Bradley Alexander, Nataliia Sergiienko, and Markus Wagner. A new insight into the position optimization of wave energy converters by a hybrid local search. *arXiv preprint arXiv:1904.09599*, 2019.
- [134] Alejandro López-Ruiz, Rafael J Bergillos, Juan M Raffo-Caballero, and Miguel Ortega-Sánchez. Towards an optimum design of wave energy converter arrays through an integrated approach of life cycle performance and operational capacity. *Applied Energy*, 209:20–32, 2018.

- [135] Malin Göteman, Jens Engström, Mikael Eriksson, and Jan Isberg. Fast modeling of large wave energy farms using interaction distance cut-off. *Energies*, 8(12):13741–13757, 2015.
- [136] Justin PL McGuinness and Gareth Thomas. Hydrodynamic optimisation of small arrays of heaving point absorbers. *Journal of Ocean Engineering and Marine Energy*, 2(4):439–457, 2016.
- [137] Arthur Pecher and Jens Peter Kofoed. *Handbook of ocean wave energy*. Springer Nature, 2017.
- [138] Luca Parrinello, Panagiotis Dafnakis, Edoardo Pasta, Giovanni Bracco, Peiman Naseradinmousavi, Giuliana Mattiazzo, and Amneet Pal Singh Bhalla. An adaptive and energy-maximizing control optimization of wave energy converters using an extremum-seeking approach. *Physics of Fluids*, 32(11):113307, 2020.
- [139] John V Ringwood, Alexis Merigaud, Nicolás Faedo, and Francesco Fusco. Wave energy control systems: robustness issues. *IFAC-PapersOnLine*, 51(29):62–67, 2018.
- [140] Erfan Amini, Danial Golbaz, Rojin Asadi, Mahdiah Nasiri, Oğuzhan Ceylan, Meysam Majidi Nezhad, and Mehdi Neshat. A comparative study of metaheuristic algorithms for wave energy converter power take-off optimisation: A case study for eastern australia. *Journal of Marine Science and Engineering*, 9(5):490, 2021.
- [141] Vatchavayi Sagari Raju. Heuristic optimization of wave energy converter arrays. *University of Minnesota Digital Conservancy*, 2019.
- [142] Z Liu, R Zhang, H Xiao, and X Wang. Survey of the mechanisms of power take-off (pto) devices of wave energy converters. *Acta Mechanica Sinica*, 36:644–658, 2020.
- [143] MA Mueller and NJ Baker. Modelling the performance of the vernier hybrid machine. *IEE Proceedings-Electric Power Applications*, 150(6):647–654, 2003.
- [144] David Elwood, Solomon C Yim, Joe Prudell, Chad Stillinger, Annette Von Jouanne, Ted Brekken, Adam Brown, and Robert Paasch. Design, construction, and ocean testing of a taut-moored dual-body wave energy converter with a linear generator power take-off. *Renewable Energy*, 35(2):348–354, 2010.
- [145] JF Pan, Yu Zou, Norbert Cheung, and Guang-zhong Cao. On the voltage ripple reduction control of the linear switched reluctance generator for wave energy utilization. *IEEE Transactions on Power Electronics*, 29(10):5298–5307, 2013.
- [146] Lei Huang, Haitao Yu, Minqiang Hu, Jing Zhao, and Zhiguang Cheng. A novel flux-switching permanent-magnet linear generator for wave energy extraction application. *IEEE Transactions on Magnetics*, 47(5):1034–1037, 2011.
- [147] Lei Huang, Haitao Yu, Minqiang Hu, Chunyuan Liu, and Bang Yuan. Research on a tubular primary permanent-magnet linear generator for wave energy conversions. *IEEE Transactions on Magnetics*, 49(5):1917–1920, 2013.

- [148] Lei Huang, Jing Liu, Haitao Yu, Ronghai Qu, Hao Chen, and Haiyang Fang. Winding configuration and performance investigations of a tubular superconducting flux-switching linear generator. *IEEE Transactions on Applied Superconductivity*, 25(3):1–5, 2014.
- [149] Xiaochen Dong, Zhen Gao, Demin Li, and Hongda Shi. Experimental and numerical study of a two-body heaving wave energy converter with different power take-off models. *Ocean Engineering*, 220:108454, 2021.
- [150] Mohd Afifi Jusoh, Mohd Zamri Ibrahim, Muhamad Zalani Daud, Zulkifli Mohd Yusop, and Aliashim Albani. An estimation of hydraulic power take-off unit parameters for wave energy converter device using non-evolutionary nlpql and evolutionary ga approaches. *Energies*, 14(1):79, 2021.
- [151] Dimitrios Kapsoulis, Konstantinos Tsiakas, Xenofon Trompoukis, Varvara Asouti, and Kyriakos Giannakoglou. Evolutionary multi-objective optimization assisted by metamodels, kernel pca and multi-criteria decision making techniques with applications in aerodynamics. *Applied Soft Computing*, 64:1–13, 2018.
- [152] Yi-Hsiang Yu, Nathan Tom, and Dale Jenne. Numerical analysis on hydraulic power take-off for wave energy converter and power smoothing methods. In *ASME 2018 37th International Conference on Ocean, Offshore and Arctic Engineering*, pages 1–6. American Society of Mechanical Engineers Digital Collection, 2018.
- [153] Lei Zuo, Robert G Parker, Khai Ngo, Bill Staby, James Matsunari, and Krish Thiagarajan. Efficient and reliable power takeoff for ocean wave energy harvesting. Technical report, Virginia Polytechnic Inst. and State Univ.(Virginia Tech), Blacksburg, VA (United States), 2021.
- [154] Felipe A Castro and Luciano E Chiang. Design optimization and experimental validation of a two-body wave energy converter with adjustable power take-off parameters. *Energy for Sustainable Development*, 56:19–32, 2020.
- [155] Xiaofan Li, Changwei Liang, Chien-An Chen, Qiuchi Xiong, Robert G Parker, and Lei Zuo. Optimum power analysis of a self-reactive wave energy point absorber with mechanically-driven power take-offs. *Energy*, 195:116927, 2020.
- [156] Philip Balitsky, Nicolas Quartier, Vasiliki Stratigaki, Gael Verao Fernandez, Panagiotis Vasarmidis, and Peter Troch. Analysing the near-field effects and the power production of near-shore wec array using a new wave-to-wire model. *Water*, 11(6):1137, 2019.
- [157] Caitlyn E Clark, Anna Garcia-Teruel, Bryony DuPont, and David Forehand. Towards reliability-based geometry optimization of a point-absorber with pto reliability objectives. In *Proceedings of the European Wave and Tidal Energy Conference, Naples, Italy*, pages 1–6, 2019.
- [158] A Garcia-Teruel and DIM Forehand. A review of geometry optimisation of wave energy converters. *Renewable and Sustainable Energy Reviews*, 139:110593, 2021.
- [159] A Babarit and AH Clement. Shape otimisation of the searev wave energy converter. In *World Renewable Energy Conference*, pages 1–6, 2006.

- [160] Soheil Esmaeilzadeh and Mohammad-Reza Alam. Shape optimization of wave energy converters for broadband directional incident waves. *Ocean Engineering*, 174:186–200, 2019.
- [161] İlkey Özer Erselcan and Abdi Kükner. A parametric optimization study towards the preliminary design of point absorber type wave energy converters suitable for the turkish coasts of the black sea. *Ocean Engineering*, 218:108275, 2020.
- [162] RPF Gomes, JCC Henriques, LMC Gato, António FO Falcão, et al. Ips two-body wave energy converter: acceleration tube optimization. In *The Twentieth International Offshore and Polar Engineering Conference*, pages 1–6. International Society of Offshore and Polar Engineers, 2010.
- [163] Elie Al Shami, Xu Wang, Ran Zhang, and Lei Zuo. A parameter study and optimization of two body wave energy converters. *Renewable energy*, 131:1–13, 2019.
- [164] B Bouali and S Larbi. Sequential optimization and performance prediction of an oscillating water column wave energy converter. *Ocean Engineering*, 131:162–173, 2017.
- [165] IF Noad and R Porter. Optimisation of arrays of flap-type oscillating wave surge converters. *Applied Ocean Research*, 50:237–253, 2015.
- [166] Emiliano Renzi, Jack Leech, and Iain Phillips. Wec-ga optimisation tool for an oscillating wave surge converter. In *Proceedings of the 12th European Wave and Tidal Energy Conference (EWTEC), Cork, Ireland*, pages 1–6, 2017.
- [167] Mitchell K Colby, Ehsan M Nasroullahi, and Kagan Tumer. Optimizing ballast design of wave energy converters using evolutionary algorithms. In *Proceedings of the 13th annual conference on Genetic and evolutionary computation*, pages 1739–1746, 2011.
- [168] L Wang and John V Ringwood. Geometric optimization of a hinge-barge wave energy converter. In *Proceedings of the 13th European Wave and Tidal Energy Conference, Naples, Italy*, pages 1–6, 2019.
- [169] JC Martins, MM Goulart, M das N Gomes, JA Souza, LAO Rocha, LA Isoldi, and ED Dos Santos. Geometric evaluation of the main operational principle of an overtopping wave energy converter by means of constructal design. *Renewable Energy*, 118:727–741, 2018.
- [170] Lucia Margheritini, Vasiliki Stratigaki, Peter Troch, et al. Geometry optimization of an overtopping wave energy device implemented into the new breakwater of the hanstholm port expansion. In *The Twenty-second International Offshore and Polar Engineering Conference*, pages 1–6. International Society of Offshore and Polar Engineers, 2012.