

Measurement of the branching fraction of leptonic decay $D_s^+ \rightarrow \tau^+ \nu_\tau$ via
 $\tau^+ \rightarrow \pi^+ \pi^0 \bar{\nu}_\tau$

M. Ablikim¹, M. N. Achasov^{10,b}, P. Adlarson⁶⁷, S. Ahmed¹⁵, M. Albrecht⁴, R. Aliberti²⁸, A. Amoroso^{66A,66C},
M. R. An³², Q. An^{63,49}, X. H. Bai⁵⁷, Y. Bai⁴⁸, O. Bakina²⁹, R. Baldini Ferroli^{23A}, I. Balossino^{24A}, Y. Ban^{38,i},
K. Begzsuren²⁶, N. Berger²⁸, M. Bertani^{23A}, D. Bettoni^{24A}, F. Bianchi^{66A,66C}, J. Bloms⁶⁰, A. Bortone^{66A,66C},
I. Boyko²⁹, R. A. Briere⁵, H. Cai⁶⁸, X. Cai^{1,49}, A. Calcaterra^{23A}, G. F. Cao^{1,54}, N. Cao^{1,54}, S. A. Cetin^{53A},
J. F. Chang^{1,49}, W. L. Chang^{1,54}, G. Chelkov^{29,a}, D. Y. Chen⁶, G. Chen¹, H. S. Chen^{1,54}, M. L. Chen^{1,49},
S. J. Chen³⁵, X. R. Chen²⁵, Y. B. Chen^{1,49}, Z. J. Chen^{20,j}, W. S. Cheng^{66C}, G. Cibinetto^{24A}, F. Cossio^{66C},
X. F. Cui³⁶, H. L. Dai^{1,49}, X. C. Dai^{1,54}, A. Dbeyssi¹⁵, R. E. de Boer⁴, D. Dedovich²⁹, Z. Y. Deng¹, A. Denig²⁸,
I. Denysenko²⁹, M. Destefanis^{66A,66C}, F. De Mori^{66A,66C}, Y. Ding³³, C. Dong³⁶, J. Dong^{1,49}, L. Y. Dong^{1,54},
M. Y. Dong^{1,49,54}, X. Dong⁶⁸, S. X. Du⁷¹, Y. L. Fan⁶⁸, J. Fang^{1,49}, S. S. Fang^{1,54}, Y. Fang¹, R. Farinelli^{24A},
L. Fava^{66B,66C}, F. Feldbauer⁴, G. Felici^{23A}, C. Q. Feng^{63,49}, J. H. Feng⁵⁰, M. Fritsch⁴, C. D. Fu¹, Y. Gao^{63,49},
Y. Gao^{38,i}, Y. Gao⁶⁴, Y. G. Gao⁶, I. Garzia^{24A,24B}, P. T. Ge⁶⁸, C. Geng⁵⁰, E. M. Gersabeck⁵⁸, A. Gilman⁶¹,
K. Goetzen¹¹, L. Gong³³, W. X. Gong^{1,49}, W. Gradl²⁸, M. Greco^{66A,66C}, L. M. Gu³⁵, M. H. Gu^{1,49}, S. Gu²,
Y. T. Gu¹³, C. Y. Guan^{1,54}, A. Q. Guo²², L. B. Guo³⁴, R. P. Guo⁴⁰, Y. P. Guo^{9,g}, A. Guskov^{29,a}, T. T. Han⁴¹,
W. Y. Han³², X. Q. Hao¹⁶, F. A. Harris⁵⁶, K. L. He^{1,54}, F. H. Heinsius⁴, C. H. Heinz²⁸, T. Held⁴, Y. K. Heng^{1,49,54},
C. Herold⁵¹, M. Himmelreich^{11,e}, T. Holtmann⁴, G. Y. Hou^{1,54}, Y. R. Hou⁵⁴, Z. L. Hou¹, H. M. Hu^{1,54},
J. F. Hu^{47,k}, T. Hu^{1,49,54}, Y. Hu¹, G. S. Huang^{63,49}, L. Q. Huang⁶⁴, X. T. Huang⁴¹, Y. P. Huang¹, Z. Huang^{38,i},
T. Hussain⁶⁵, N. Hüsken^{22,28}, W. Ikegami Andersson⁶⁷, W. Imoehl²², M. Irshad^{63,49}, S. Jaeger⁴, S. Janchiv²⁶, Q. Ji¹,
Q. P. Ji¹⁶, X. B. Ji^{1,54}, X. L. Ji^{1,49}, Y. Y. Ji⁴¹, H. B. Jiang⁴¹, X. S. Jiang^{1,49,54}, J. B. Jiao⁴¹, Z. Jiao¹⁸,
S. Jin³⁵, Y. Jin⁵⁷, M. Q. Jing^{1,54}, T. Johansson⁶⁷, N. Kalantar-Nayestanaki⁵⁵, X. S. Kang³³, R. Kappert⁵⁵,
M. Kavatsyuk⁵⁵, B. C. Ke^{43,1}, I. K. Keshk⁴, A. Khoukaz⁶⁰, P. Kiese²⁸, R. Kiuchi¹, R. Kliemt¹¹, L. Koch³⁰,
O. B. Kolcu^{53A,d}, B. Kopf⁴, M. Kuemmel⁴, M. Kuessner⁴, A. Kupsc⁶⁷, M. G. Kurth^{1,54}, W. Kühn³⁰, J. J. Lane⁵⁸,
J. S. Lange³⁰, P. Larin¹⁵, A. Lavania²¹, L. Lavezzi^{66A,66C}, Z. H. Lei^{63,49}, H. Leithoff²⁸, M. Lellmann²⁸, T. Lenz²⁸,
C. Li³⁹, C. H. Li³², Cheng Li^{63,49}, D. M. Li⁷¹, F. Li^{1,49}, G. Li¹, H. Li⁴³, H. Li^{63,49}, H. B. Li^{1,54}, H. J. Li¹⁶,
J. L. Li⁴¹, J. Q. Li⁴, J. S. Li⁵⁰, Ke Li¹, L. K. Li¹, Lei Li³, P. R. Li^{31,l,m}, S. Y. Li⁵², W. D. Li^{1,54}, W. G. Li¹,
X. H. Li^{63,49}, X. L. Li⁴¹, Xiaoyu Li^{1,54}, Z. Y. Li⁵⁰, H. Liang^{63,49}, H. Liang^{1,54}, H. Liang²⁷, Y. F. Liang⁴⁵,
Y. T. Liang²⁵, G. R. Liao¹², L. Z. Liao^{1,54}, J. Libby²¹, C. X. Lin⁵⁰, B. J. Liu¹, C. X. Liu¹, D. Liu^{15,63},
F. H. Liu⁴⁴, Fang Liu¹, Feng Liu⁶, H. B. Liu¹³, H. M. Liu^{1,54}, Huanhuan Liu¹, Huihui Liu¹⁷, J. B. Liu^{63,49},
J. L. Liu⁶⁴, J. Y. Liu^{1,54}, K. Liu¹, K. Y. Liu³³, L. Liu^{63,49}, M. H. Liu^{9,g}, P. L. Liu¹, Q. Liu⁶⁸, Q. Liu⁵⁴,
S. B. Liu^{63,49}, Shuai Liu⁴⁶, T. Liu^{1,54}, W. M. Liu^{63,49}, X. Liu^{31,l,m}, Y. Liu^{31,l,m}, Y. B. Liu³⁶, Z. A. Liu^{1,49,54},
Z. Q. Liu⁴¹, X. C. Lou^{1,49,54}, F. X. Lu⁵⁰, H. J. Lu¹⁸, J. D. Lu^{1,54}, J. G. Lu^{1,49}, X. L. Lu¹, Y. Lu¹, Y. P. Lu^{1,49},
C. L. Luo³⁴, M. X. Luo⁷⁰, P. W. Luo⁵⁰, T. Luo^{9,g}, X. L. Luo^{1,49}, X. R. Lyu⁵⁴, F. C. Ma³³, H. L. Ma¹, L. L.
Ma⁴¹, M. M. Ma^{1,54}, Q. M. Ma¹, R. Q. Ma^{1,54}, R. T. Ma⁵⁴, X. X. Ma^{1,54}, X. Y. Ma^{1,49}, F. E. Maas¹⁵,
M. Maggiora^{66A,66C}, S. Maldaner⁴, S. Malde⁶¹, Q. A. Malik⁶⁵, A. Mangoni^{23B}, Y. J. Mao^{38,i}, Z. P. Mao¹,
S. Marcello^{66A,66C}, Z. X. Meng⁵⁷, J. G. Messchendorp⁵⁵, G. Mezzadri^{24A}, T. J. Min³⁵, R. E. Mitchell²²,
X. H. Mo^{1,49,54}, Y. J. Mo⁶, N. Yu. Muchnoi^{10,b}, H. Muramatsu⁵⁹, S. Nakhoul^{11,e}, Y. Nefedov²⁹, F. Nerling^{11,e},
I. B. Nikolaev^{10,b}, Z. Ning^{1,49}, S. Nisar^{8,h}, S. L. Olsen⁵⁴, Q. Ouyang^{1,49,54}, S. Pacetti^{23B,23C}, X. Pan^{9,g},
Y. Pan⁵⁸, A. Pathak¹, A. Pathak²⁷, P. Patteri^{23A}, M. Pelizaeus⁴, H. P. Peng^{63,49}, K. Peters^{11,e}, J. Pettersson⁶⁷,
J. L. Ping³⁴, R. G. Ping^{1,54}, R. Poling⁵⁹, V. Prasad^{63,49}, H. Qi^{63,49}, H. R. Qi⁵², K. H. Qi²⁵, M. Qi³⁵, T. Y. Qi⁹,
S. Qian^{1,49}, W. B. Qian⁵⁴, Z. Qian⁵⁰, C. F. Qiao⁵⁴, L. Q. Qin¹², X. P. Qin⁹, X. S. Qin⁴¹, Z. H. Qin^{1,49}, J. F. Qiu¹,
S. Q. Qu³⁶, K. H. Rashid⁶⁵, K. Ravindran²¹, C. F. Redmer²⁸, A. Rivetti^{66C}, V. Rodin⁵⁵, M. Rolo^{66C}, G. Rong^{1,54},
Ch. Rosner¹⁵, M. Rump⁶⁰, H. S. Sang⁶³, A. Sarantsev^{29,c}, Y. Schelhaas²⁸, C. Schnier⁴, K. Schoenning⁶⁷,
M. Scodeggio^{24A,24B}, D. C. Shan⁴⁶, W. Shan¹⁹, X. Y. Shan^{63,49}, J. F. Shangguan⁴⁶, M. Shao^{63,49}, C. P. Shen⁹,
H. F. Shen^{1,54}, P. X. Shen³⁶, X. Y. Shen^{1,54}, H. C. Shi^{63,49}, R. S. Shi^{1,54}, X. Shi^{1,49}, X. D. Shi^{63,49}, J. J. Song⁴¹,
W. M. Song^{27,1}, Y. X. Song^{38,i}, S. Sosio^{66A,66C}, S. Spataro^{66A,66C}, K. X. Su⁶⁸, P. P. Su⁴⁶, F. F. Sui⁴¹, G. X. Sun¹,
H. K. Sun¹, J. F. Sun¹⁶, L. Sun⁶⁸, S. S. Sun^{1,54}, T. Sun^{1,54}, W. Y. Sun²⁷, W. Y. Sun³⁴, X. Sun^{20,j}, Y. J. Sun^{63,49},
Y. K. Sun^{63,49}, Y. Z. Sun¹, Z. T. Sun¹, Y. H. Tan⁶⁸, Y. X. Tan^{63,49}, C. J. Tang⁴⁵, G. Y. Tang¹, J. Tang⁵⁰,
J. X. Teng^{63,49}, V. Thoren⁶⁷, W. H. Tian⁴³, Y. T. Tian²⁵, I. Uman^{53B}, B. Wang¹, C. W. Wang³⁵, D. Y. Wang^{38,i},
H. J. Wang^{31,l,m}, H. P. Wang^{1,54}, K. Wang^{1,49}, L. L. Wang¹, M. Wang⁴¹, M. Z. Wang^{38,i}, Meng Wang^{1,54},
W. Wang⁵⁰, W. H. Wang⁶⁸, W. P. Wang^{63,49}, X. Wang^{38,i}, X. F. Wang^{31,l,m}, X. L. Wang^{9,g}, Y. Wang^{63,49},
Y. Wang⁵⁰, Y. D. Wang³⁷, Y. F. Wang^{1,49,54}, Y. Q. Wang¹, Y. Y. Wang^{31,l,m}, Z. Wang^{1,49}, Z. Y. Wang¹,

Ziyi Wang⁵⁴, Zongyuan Wang^{1,54}, D. H. Wei¹², F. Weidner⁶⁰, S. P. Wen¹, D. J. White⁵⁸, U. Wiedner⁴,
 G. Wilkinson⁶¹, M. Wolke⁶⁷, L. Wollenberg⁴, J. F. Wu^{1,54}, L. H. Wu¹, L. J. Wu^{1,54}, X. Wu^{9,g}, Z. Wu^{1,49},
 L. Xia^{63,49}, H. Xiao^{9,g}, S. Y. Xiao¹, Z. J. Xiao³⁴, X. H. Xie^{38,i}, Y. G. Xie^{1,49}, Y. H. Xie⁶, T. Y. Xing^{1,54}, G. F. Xu¹,
 Q. J. Xu¹⁴, W. Xu^{1,54}, X. P. Xu⁴⁶, Y. C. Xu⁵⁴, F. Yan^{9,g}, L. Yan^{9,g}, W. B. Yan^{63,49}, W. C. Yan⁷¹, Xu Yan⁴⁶,
 H. J. Yang^{42,f}, H. X. Yang¹, L. Yang⁴³, S. L. Yang⁵⁴, Y. X. Yang¹², Yifan Yang^{1,54}, Zhi Yang²⁵, M. Ye^{1,49},
 M. H. Ye⁷, J. H. Yin¹, Z. Y. You⁵⁰, B. X. Yu^{1,49,54}, C. X. Yu³⁶, G. Yu^{1,54}, J. S. Yu^{20,j}, T. Yu⁶⁴, C. Z. Yuan^{1,54},
 L. Yuan², X. Q. Yuan^{38,i}, Y. Yuan¹, Z. Y. Yuan⁵⁰, C. X. Yue³², A. A. Zafar⁶⁵, X. Zeng Zeng⁶, Y. Zeng^{20,j},
 A. Q. Zhang¹, B. X. Zhang¹, Guangyi Zhang¹⁶, H. Zhang⁶³, H. H. Zhang⁵⁰, H. H. Zhang²⁷, H. Y. Zhang^{1,49},
 J. J. Zhang⁴³, J. L. Zhang⁶⁹, J. Q. Zhang³⁴, J. W. Zhang^{1,49,54}, J. Y. Zhang¹, J. Z. Zhang^{1,54}, Jianyu Zhang^{1,54},
 Jiawei Zhang^{1,54}, L. M. Zhang⁵², L. Q. Zhang⁵⁰, Lei Zhang³⁵, S. Zhang⁵⁰, S. F. Zhang³⁵, Shulei Zhang^{20,j},
 X. D. Zhang³⁷, X. Y. Zhang⁴¹, Y. Zhang⁶¹, Y. T. Zhang⁷¹, Y. H. Zhang^{1,49}, Yan Zhang^{63,49}, Yao Zhang¹,
 Z. H. Zhang⁶, Z. Y. Zhang⁶⁸, G. Zhao¹, J. Zhao³², J. Y. Zhao^{1,54}, J. Z. Zhao^{1,49}, Lei Zhao^{63,49}, Ling Zhao¹,
 M. G. Zhao³⁶, Q. Zhao¹, S. J. Zhao⁷¹, Y. B. Zhao^{1,49}, Y. X. Zhao²⁵, Z. G. Zhao^{63,49}, A. Zhemchugov^{29,a},
 B. Zheng⁶⁴, J. P. Zheng^{1,49}, Y. Zheng^{38,i}, Y. H. Zheng⁵⁴, B. Zhong³⁴, C. Zhong⁶⁴, L. P. Zhou^{1,54}, Q. Zhou^{1,54},
 X. Zhou⁶⁸, X. K. Zhou⁵⁴, X. R. Zhou^{63,49}, X. Y. Zhou³², A. N. Zhu^{1,54}, J. Zhu³⁶, K. Zhu¹, K. J. Zhu^{1,49,54},
 S. H. Zhu⁶², T. J. Zhu⁶⁹, W. J. Zhu³⁶, W. J. Zhu^{9,g}, Y. C. Zhu^{63,49}, Z. A. Zhu^{1,54}, B. S. Zou¹, J. H. Zou¹

(BESIII Collaboration)

¹ *Institute of High Energy Physics, Beijing 100049, People's Republic of China*

² *Beihang University, Beijing 100191, People's Republic of China*

³ *Beijing Institute of Petrochemical Technology, Beijing 102617, People's Republic of China*

⁴ *Bochum Ruhr-University, D-44780 Bochum, Germany*

⁵ *Carnegie Mellon University, Pittsburgh, Pennsylvania 15213, USA*

⁶ *Central China Normal University, Wuhan 430079, People's Republic of China*

⁷ *China Center of Advanced Science and Technology, Beijing 100190, People's Republic of China*

⁸ *COMSATS University Islamabad, Lahore Campus, Defence Road, Off Raiwind Road, 54000 Lahore, Pakistan*

⁹ *Fudan University, Shanghai 200443, People's Republic of China*

¹⁰ *G.I. Budker Institute of Nuclear Physics SB RAS (BINP), Novosibirsk 630090, Russia*

¹¹ *GSI Helmholtzcentre for Heavy Ion Research GmbH, D-64291 Darmstadt, Germany*

¹² *Guangxi Normal University, Guilin 541004, People's Republic of China*

¹³ *Guangxi University, Nanning 530004, People's Republic of China*

¹⁴ *Hangzhou Normal University, Hangzhou 310036, People's Republic of China*

¹⁵ *Helmholtz Institute Mainz, Staudinger Weg 18, D-55099 Mainz, Germany*

¹⁶ *Henan Normal University, Xinxiang 453007, People's Republic of China*

¹⁷ *Henan University of Science and Technology, Luoyang 471003, People's Republic of China*

¹⁸ *Huangshan College, Huangshan 245000, People's Republic of China*

¹⁹ *Hunan Normal University, Changsha 410081, People's Republic of China*

²⁰ *Hunan University, Changsha 410082, People's Republic of China*

²¹ *Indian Institute of Technology Madras, Chennai 600036, India*

²² *Indiana University, Bloomington, Indiana 47405, USA*

²³ *INFN Laboratori Nazionali di Frascati, (A)INFN Laboratori Nazionali di Frascati, I-00044, Frascati, Italy;*

(B)INFN Sezione di Perugia, I-06100, Perugia, Italy; (C)University of Perugia, I-06100, Perugia, Italy

²⁴ *INFN Sezione di Ferrara, (A)INFN Sezione di Ferrara, I-44122,*

Ferrara, Italy; (B)University of Ferrara, I-44122, Ferrara, Italy

²⁵ *Institute of Modern Physics, Lanzhou 730000, People's Republic of China*

²⁶ *Institute of Physics and Technology, Peace Ave. 54B, Ulaanbaatar 13330, Mongolia*

²⁷ *Jilin University, Changchun 130012, People's Republic of China*

²⁸ *Johannes Gutenberg University of Mainz, Johann-Joachim-Becher-Weg 45, D-55099 Mainz, Germany*

²⁹ *Joint Institute for Nuclear Research, 141980 Dubna, Moscow region, Russia*

³⁰ *Justus-Liebig-Universitaet Giessen, II. Physikalisches Institut, Heinrich-Buff-Ring 16, D-35392 Giessen, Germany*

³¹ *Lanzhou University, Lanzhou 730000, People's Republic of China*

³² *Liaoning Normal University, Dalian 116029, People's Republic of China*

³³ *Liaoning University, Shenyang 110036, People's Republic of China*

³⁴ *Nanjing Normal University, Nanjing 210023, People's Republic of China*

- 106 ³⁵ Nanjing University, Nanjing 210093, People's Republic of China
 107 ³⁶ Nankai University, Tianjin 300071, People's Republic of China
 108 ³⁷ North China Electric Power University, Beijing 102206, People's Republic of China
 109 ³⁸ Peking University, Beijing 100871, People's Republic of China
 110 ³⁹ Qufu Normal University, Qufu 273165, People's Republic of China
 111 ⁴⁰ Shandong Normal University, Jinan 250014, People's Republic of China
 112 ⁴¹ Shandong University, Jinan 250100, People's Republic of China
 113 ⁴² Shanghai Jiao Tong University, Shanghai 200240, People's Republic of China
 114 ⁴³ Shanxi Normal University, Linfen 041004, People's Republic of China
 115 ⁴⁴ Shanxi University, Taiyuan 030006, People's Republic of China
 116 ⁴⁵ Sichuan University, Chengdu 610064, People's Republic of China
 117 ⁴⁶ Soochow University, Suzhou 215006, People's Republic of China
 118 ⁴⁷ South China Normal University, Guangzhou 510006, People's Republic of China
 119 ⁴⁸ Southeast University, Nanjing 211100, People's Republic of China
 120 ⁴⁹ State Key Laboratory of Particle Detection and Electronics,
 121 Beijing 100049, Hefei 230026, People's Republic of China
 122 ⁵⁰ Sun Yat-Sen University, Guangzhou 510275, People's Republic of China
 123 ⁵¹ Suranaree University of Technology, University Avenue 111, Nakhon Ratchasima 30000, Thailand
 124 ⁵² Tsinghua University, Beijing 100084, People's Republic of China
 125 ⁵³ Turkish Accelerator Center Particle Factory Group, (A)Istanbul Bilgi University, HEP Res. Cent.,
 126 34060 Eyup, Istanbul, Turkey; (B)Near East University, Nicosia, North Cyprus, Mersin 10, Turkey
 127 ⁵⁴ University of Chinese Academy of Sciences, Beijing 100049, People's Republic of China
 128 ⁵⁵ University of Groningen, NL-9747 AA Groningen, The Netherlands
 129 ⁵⁶ University of Hawaii, Honolulu, Hawaii 96822, USA
 130 ⁵⁷ University of Jinan, Jinan 250022, People's Republic of China
 131 ⁵⁸ University of Manchester, Oxford Road, Manchester, M13 9PL, United Kingdom
 132 ⁵⁹ University of Minnesota, Minneapolis, Minnesota 55455, USA
 133 ⁶⁰ University of Muenster, Wilhelm-Klemm-Str. 9, 48149 Muenster, Germany
 134 ⁶¹ University of Oxford, Keble Rd, Oxford, UK OX13RH
 135 ⁶² University of Science and Technology Liaoning, Anshan 114051, People's Republic of China
 136 ⁶³ University of Science and Technology of China, Hefei 230026, People's Republic of China
 137 ⁶⁴ University of South China, Hengyang 421001, People's Republic of China
 138 ⁶⁵ University of the Punjab, Lahore-54590, Pakistan
 139 ⁶⁶ University of Turin and INFN, (A)University of Turin, I-10125, Turin, Italy; (B)University
 140 of Eastern Piedmont, I-15121, Alessandria, Italy; (C)INFN, I-10125, Turin, Italy
 141 ⁶⁷ Uppsala University, Box 516, SE-75120 Uppsala, Sweden
 142 ⁶⁸ Wuhan University, Wuhan 430072, People's Republic of China
 143 ⁶⁹ Xinyang Normal University, Xinyang 464000, People's Republic of China
 144 ⁷⁰ Zhejiang University, Hangzhou 310027, People's Republic of China
 145 ⁷¹ Zhengzhou University, Zhengzhou 450001, People's Republic of China
- 146 ^a Also at the Moscow Institute of Physics and Technology, Moscow 141700, Russia
 147 ^b Also at the Novosibirsk State University, Novosibirsk, 630090, Russia
 148 ^c Also at the NRC "Kurchatov Institute", PNPI, 188300, Gatchina, Russia
 149 ^d Currently at Istanbul Arel University, 34295 Istanbul, Turkey
 150 ^e Also at Goethe University Frankfurt, 60323 Frankfurt am Main, Germany
 151 ^f Also at Key Laboratory for Particle Physics, Astrophysics and Cosmology, Ministry
 152 of Education; Shanghai Key Laboratory for Particle Physics and Cosmology; Institute
 153 of Nuclear and Particle Physics, Shanghai 200240, People's Republic of China
 154 ^g Also at Key Laboratory of Nuclear Physics and Ion-beam Application (MOE) and Institute
 155 of Modern Physics, Fudan University, Shanghai 200443, People's Republic of China
 156 ^h Also at Harvard University, Department of Physics, Cambridge, MA, 02138, USA
 157 ⁱ Also at State Key Laboratory of Nuclear Physics and Technology,
 158 Peking University, Beijing 100871, People's Republic of China

^j Also at School of Physics and Electronics, Hunan University, Changsha 410082, China

^k Also at Guangdong Provincial Key Laboratory of Nuclear Science, Institute of

Quantum Matter, South China Normal University, Guangzhou 510006, China

^l Also at Frontiers Science Center for Rare Isotopes, Lanzhou University, Lanzhou 730000, People's Republic of China

^m Also at Lanzhou Center for Theoretical Physics, Lanzhou University, Lanzhou 730000, People's Republic of China

By analyzing 6.32 fb^{-1} of e^+e^- annihilation data collected at the center-of-mass energies between 4.178 and 4.226 GeV with the BESIII detector, we determine the branching fraction of the leptonic decay $D_s^+ \rightarrow \tau^+\nu_\tau$ with $\tau^+ \rightarrow \pi^+\pi^0\bar{\nu}_\tau$, to be $\mathcal{B}_{D_s^+ \rightarrow \tau^+\nu_\tau} = (5.29 \pm 0.25_{\text{stat}} \pm 0.20_{\text{syst}})\%$. We estimate the product of the Cabibbo-Kobayashi-Maskawa matrix element $|V_{cs}|$ and the D_s^+ decay constant $f_{D_s^+}$ to be $f_{D_s^+}|V_{cs}| = (244.8 \pm 5.8_{\text{stat}} \pm 4.8_{\text{syst}}) \text{ MeV}$ using the known values of the τ^+ and D_s^+ masses as well as the D_s^+ lifetime, together with our branching fraction measurement. Combining with the value of $|V_{cs}|$ obtained from a global fit in the standard model and $f_{D_s^+}$ from lattice quantum chromodynamics, we obtain $f_{D_s^+} = (251.6 \pm 5.9_{\text{stat}} \pm 4.9_{\text{syst}}) \text{ MeV}$ and $|V_{cs}| = 0.980 \pm 0.023_{\text{stat}} \pm 0.019_{\text{syst}}$. Using the branching fraction of $\mathcal{B}_{D_s^+ \rightarrow \mu^+\nu_\mu} = (5.35 \pm 0.21) \times 10^{-3}$, we obtain the ratio of the branching fractions $\mathcal{B}_{D_s^+ \rightarrow \tau^+\nu_\tau} / \mathcal{B}_{D_s^+ \rightarrow \mu^+\nu_\mu} = 9.89 \pm 0.71$, which is consistent with the standard model prediction of lepton flavor universality.

PACS numbers: 12.15.Hh, 12.38.Qk, 13.20.Fc, 13.66.Bc, 14.40.Lb

I. INTRODUCTION

In the standard model, the partial width for the leptonic decay $D_s^+ \rightarrow \ell^+\nu_\ell$ ($\ell = e, \mu$ or τ) is written as [1]

$$\Gamma_{D_s^+ \rightarrow \ell^+\nu_\ell} = \frac{G_F^2}{8\pi} |V_{cs}|^2 f_{D_s^+}^2 m_\ell^2 m_{D_s^+} \left(1 - \frac{m_\ell^2}{m_{D_s^+}^2}\right)^2, \quad (1)$$

where $f_{D_s^+}$ is the D_s^+ decay constant, $|V_{cs}|$ is the Cabibbo-Kobayashi-Maskawa (CKM) matrix element describing the relative strength of c quark to s quark transition, G_F is the Fermi coupling constant, m_ℓ is the lepton mass, and $m_{D_s^+}$ is the D_s^+ mass. Charge conjugations are always included throughout this paper. The $D_s^+ \rightarrow \ell^+\nu_\ell$ decays offer an ideal opportunity to determine $f_{D_s^+}$ or $|V_{cs}|$ in case the other has been given. Previously, the CLEO [2–4], BaBar [5], Belle [6], and BESIII [7–9] collaborations have reported the measurements of the $D_s^+ \rightarrow \ell^+\nu_\ell$ decays, giving an averaged precision for $f_{D_s^+}$ of 1.5%. In contrast, $f_{D_s^+}$ has been well calculated by Lattice Quantum Chromodynamics (LQCD) with an uncertainty of 0.2% [10]. Improved measurements of $f_{D_s^+}$ in experiment are important to test various theoretical calculations [10–18]. Meanwhile, precise measurements of $|V_{cs}|$ are also important to test the CKM matrix unitarity [19].

On the other hand, the ratio of the branching fractions of $D_s^+ \rightarrow \tau^+\nu_\tau$ and $D_s^+ \rightarrow \mu^+\nu_\mu$,

$$\mathcal{R}_{\tau/\mu} = \frac{\mathcal{B}_{D_s^+ \rightarrow \tau^+\nu_\tau}}{\mathcal{B}_{D_s^+ \rightarrow \mu^+\nu_\mu}} = \frac{m_{\tau^+}^2 \left(1 - \frac{m_{\tau^+}^2}{m_{D_s^+}^2}\right)^2}{m_{\mu^+}^2 \left(1 - \frac{m_{\mu^+}^2}{m_{D_s^+}^2}\right)^2}, \quad (2)$$

in the standard model with the implication of lepton

flavor universality predicts to be 9.75 ± 0.01 using the world averages of m_τ , m_μ , and m_{D_s} [20]. In the BaBar, LHCb, and Belle experiments, however, hints of lepton flavor universality violation in semileptonic B decays have been reported in recent years [21–27]. Examination of lepton flavor universality in the $D_s^+ \rightarrow \ell^+\nu_\ell$ decays is therefore important to test lepton flavor universality.

This paper reports a measurement of the branching fraction for $D_s^+ \rightarrow \tau^+\nu_\tau$ via $\tau^+ \rightarrow \pi^+\pi^0\bar{\nu}_\tau$. This analysis is performed by using the data samples collected at the center-of-mass energies $\sqrt{s} = 4.178, 4.189, 4.199, 4.209, 4.219$, and 4.226 GeV with the BESIII detector. The total integrated luminosity of these data samples is 6.32 fb^{-1} .

II. BESIII DETECTOR AND MONTE CARLO SIMULATIONS

The BESIII detector [28] records symmetric e^+e^- collisions provided by the BEPCII storage ring [29], which operates with a peak luminosity of $1 \times 10^{33} \text{ cm}^{-2}\text{s}^{-1}$ in the center-of-mass energy range from 2.0 to 4.95 GeV. BESIII has collected large data samples in this energy region [30]. The cylindrical core of the BESIII detector covers 93% of the full solid angle and consists of a helium-based multilayer drift chamber (MDC), a plastic scintillator time-of-flight system (TOF), and a CsI(Tl) electromagnetic calorimeter (EMC), which are all enclosed in a superconducting solenoidal magnet providing a 1.0 T magnetic field. The solenoid is supported by an octagonal flux-return yoke with resistive plate counter muon identification modules interleaved with steel. The charged-particle momentum resolution at 1 GeV/c is 0.5%, and the dE/dx resolution is 6% for electrons from Bhabha scattering. The EMC measures photon energies with a resolution of 2.5% (5%) at 1 GeV

in the barrel (end cap) region. The time resolution in the TOF barrel region is 68 ps. The end cap TOF system was upgraded in 2015 using multi-gap resistive plate chamber technology, providing a time resolution of 60 ps [31].

Simulated data samples produced with a GEANT4-based [32] Monte Carlo (MC) package, which includes the geometric description of the BESIII detector and the detector response, are used to determine efficiencies and to estimate backgrounds. The simulation models the beam energy spread and initial state radiation (ISR) in the e^+e^- annihilations with the generator KKMC [33]. In the simulation, the production of open charm processes directly produced via e^+e^- annihilations are modeled with the generator CONEXC [34], and their subsequent decays are modeled by EVTGEN [35] with known branching fractions from the Particle Data Group [36]. The ISR production of vector charmonium-like states and the continuum processes are incorporated in KKMC [33]. The remaining unknown charmonium decays are modelled with LUNDCHARM [37]. Final state radiation from charged final-state particles is incorporated using the PHOTOS package [38].

III. ANALYSIS METHOD

Similar double-tag (DT) method used in Refs. [9, 39] is employed in this article. At \sqrt{s} between 4.178 and 4.226 GeV, D_s^+ mesons are produced mainly from the processes $e^+e^- \rightarrow D_s^{*\pm}[\rightarrow \gamma(\pi^0)D_s^\pm]D_s^\mp$. We first fully reconstruct one D_s^- meson in one of several hadronic decay modes, called as a single-tag candidate. We then examine the signal decay of the D_s^+ meson and the $\gamma(\pi^0)$ from D_s^{*+} , named as a double-tag candidate. At the j -th energy point, $j=0, 1, 2, 3, 4,$ and 5 for the energy points 4.178, 4.189, 4.199, 4.209, 4.219, and 4.226 GeV, respectively, the branching fraction for $D_s^+ \rightarrow \tau^+\nu_\tau$ is determined by

$$\mathcal{B}_{D_s^+ \rightarrow \tau^+\nu_\tau} = \frac{N_{\text{DT}}^j}{N_{\text{ST}}^j \cdot \epsilon_{\gamma(\pi^0)\tau^+\nu_\tau}^j \cdot \mathcal{B}_{\text{sub}}}. \quad (3)$$

Here, N_{DT}^j is the double-tag yield in data; $N_{\text{ST}}^j = \sum_i N_{\text{ST}}^{ij}$ is the total single-tag yield in data summing over tag mode i ; $\epsilon_{\gamma(\pi^0)\tau^+\nu_\tau}^j$ is the efficiency of detecting $D_s^+ \rightarrow \tau^+\nu_\tau$ in the presence of the single-tag D_s^- candidate, averaged by the single-tag yields in data. It is calculated by $\sum_i (N_{\text{ST}}^{ij}/N_{\text{ST}}^j) \cdot (\epsilon_{\text{DT}}^{ij}/\epsilon_{\text{ST}}^{ij})$, where $\epsilon_{\text{DT}}^{ij}$ and $\epsilon_{\text{ST}}^{ij}$ are the detection efficiencies of the double-tag and single-tag candidates, respectively. The efficiencies do not include the branching fractions for the sub-resonant decays. \mathcal{B}_{sub} is the product of the branching fractions for the $\tau^+ \rightarrow \pi^+\pi^0\nu_\tau$ and $\pi^0 \rightarrow \gamma\gamma$ decays.

IV. SINGLE-TAG D_s^- CANDIDATES

The single-tag D_s^- candidates are reconstructed from fourteen hadronic decay modes of $D_s^- \rightarrow K^+K^-\pi^-$, $K^+K^-\pi^-\pi^0$, $K_S^0K^-$, $K_S^0K^-\pi^0$, $K_S^0K_S^0\pi^-$, $K_S^0K^+\pi^-\pi^-$, $K_S^0K^-\pi^+\pi^-$, $\pi^+\pi^-\pi^-$, $\eta\gamma\pi^-$, $\eta\pi^0\pi^+\pi^-\pi^-$, $\eta'_{\eta\gamma\pi^+\pi^-\pi^-}$, $\eta'_{\gamma\rho^0}\pi^-$, $\eta\gamma\gamma\rho^-$, and $\eta_{\pi^+\pi^-\pi^0}\rho^-$, where the subscripts of η and η' represent the decay modes used to reconstruct η and η' , respectively. Throughout this paper, ρ denotes $\rho(770)$.

The selection criteria of K^\pm , π^\pm , K_S^0 , γ , π^0 , and η are the same as those used in our previous works [8, 40, 41]. All charged tracks must satisfy $|V_{xy}| < 1$ cm, $|V_z| < 10$ cm, and $|\cos\theta| < 0.93$, where $|V_{xy}|$ and $|V_z|$ are a distance of the closest approach in the transverse plane and along the MDC axis, respectively, and θ is the polar angle with respect to the MDC axis. This requirement is not applied for those from K_S^0 decays. Particle identification (PID) of the charged particles is performed with the combined dE/dx and TOF information. The confidence levels for pion and kaon hypotheses (CL_π and CL_K) are obtained. Kaon and pion candidates are required to satisfy $CL_K > CL_\pi$ and $CL_\pi > CL_K$, respectively.

The K_S^0 mesons are reconstructed via the $K_S^0 \rightarrow \pi^+\pi^-$ decays. The distances of the closest approach of the two charged pions to the interaction point are required to be less than 20 cm along the MDC axis. They are assumed to be $\pi^+\pi^-$ without PID requirements. The invariant mass of the $\pi^+\pi^-$ combination is required to be within ± 12 MeV/ c^2 around the K_S^0 nominal mass [20]. The decay length of the reconstructed K_S^0 is required to be greater than twice of the vertex resolution away from the interaction point.

The π^0 and η mesons are reconstructed from photon pairs. Photon candidates are selected from the shower clusters in the EMC that are not associated with a charged track. Each electromagnetic shower is required to start within 700 ns of the event start time. The shower energy is required to be greater than 25 (50) MeV in the barrel(end cap) region of the EMC [28]. The opening angle between the candidate shower and the nearest charged track is required to be greater than 10° . To form π^0 and η candidates, the invariant masses of the selected photon pairs are required to be within the $M_{\gamma\gamma}$ interval (0.115, 0.150) and (0.50, 0.57) GeV/ c^2 , respectively. To improve momentum resolution and suppress background, a kinematic fit is imposed on each chosen photon pair to constrain its invariant mass to the π^0 or η nominal mass [20].

For the tag modes $D_s^- \rightarrow \eta\pi^-$ and $\eta\rho^-$, the $\pi^0\pi^+\pi^-$ combinations used to form η candidates are required to be within the $M_{\pi^0\pi^+\pi^-}$ interval (0.53, 0.57) GeV/ c^2 . To form η' candidates, we use two decay modes $\eta\pi^+\pi^-$ and $\gamma\rho^0$, whose invariant masses are required to be within the interval (0.946, 0.970) GeV/ c^2 and (0.940, 0.976) GeV/ c^2 , respectively. In addition, the minimum energy of the γ from $\eta' \rightarrow \gamma\rho^0$ decays must be greater than 0.1 GeV. The ρ^0 and ρ^+

338 candidates are reconstructed from the $\pi^+\pi^-$ and $\pi^+\pi^0$
 339 combinations with invariant masses within the interval
 340 $(0.57, 0.97)$ GeV/ c^2 .

341 To reject the soft pions from D^{*+} decays, the
 342 momentum of any pion, which does not originate from
 343 a K_S^0 , η , or η' decay, is required to be greater than
 344 0.1 GeV/ c . For the tag mode $D_s^- \rightarrow \pi^+\pi^-\pi^-$, the
 345 peaking background from $D_s^- \rightarrow K_S^0\pi^-$ final state
 346 is rejected by requiring any $\pi^+\pi^-$ combination to be
 347 outside of the mass window ± 0.03 GeV/ c^2 around the
 348 K_S^0 nominal mass [20].

349 To suppress non $D_s^\pm D_s^{*\mp}$ events, the beam-constrained
 350 mass of the single-tag D_s^- candidate

$$M_{\text{BC}} \equiv \sqrt{E_{\text{beam}}^2 - |\vec{p}_{\text{tag}}|^2} \quad (4)$$

351 is required to be within $(2.010, 2.073 + j \times 0.003)$ GeV/ c^2 ,
 352 where E_{beam} is the beam energy and \vec{p}_{tag} is the
 353 momentum of the single-tag D_s^- candidate in the rest
 354 frame of the initial e^+e^- beams. This requirement
 355 retains most of the D_s^- mesons from $e^+e^- \rightarrow D_s^\pm D_s^{*\mp}$.

356 In each event, we only keep one candidate with the D_s^-
 357 recoil mass

$$M_{\text{rec}} \equiv \sqrt{(\sqrt{s} - \sqrt{|\vec{p}_{\text{tag}}|^2 + m_{D_s^-}^2})^2 - |\vec{p}_{\text{tag}}|^2} \quad (5)$$

358 closest to the D_s^{*+} nominal mass [20] per tag mode
 359 per charge. Figure 1 shows the invariant mass (M_{tag})
 360 spectra of the accepted single-tag candidates for various
 361 tag modes. For each tag mode, the single-tag yield is
 362 obtained by a fit to the corresponding M_{tag} spectrum.
 363 The signal is described by the simulated shape convolved
 364 with a Gaussian function representing the difference in
 365 resolution between data and simulation. For the tag
 366 mode $D_s^- \rightarrow K_S^0 K^-$, the peaking background from
 367 $D^- \rightarrow K_S^0 \pi^-$ is described by the simulated shape
 368 convolved with the same Gaussian function used in the
 369 signal shape and its size is left as a free parameter. The
 370 non-peaking background is modeled by a first- or second-
 371 order Chebychev polynomial function, which has been
 372 validated by using the inclusive simulation sample. The
 373 resultant fit results for the data sample taken at $\sqrt{s} =$
 374 4.178 GeV are shown in Fig. 1. The candidates in the
 375 signal regions, denoted as the black arrows in each sub-
 376 figure, are kept for further analysis. The backgrounds
 377 from $e^+e^- \rightarrow (\gamma_{\text{ISR}})D_s^+ D_s^-$, which contribute about $(0.7-$
 378 $1.1)\%$ in the fitted single-tag yields for various tag modes
 379 based on simulation, are subtracted in this analysis.
 380 As an example, the resulting single-tag yields (N_{ST}^{ij})
 381 for various tag modes in data at $\sqrt{s} = 4.178$ GeV
 382 and the corresponding single-tag efficiencies ($\epsilon_{\text{ST}}^{ij}$) are
 383 summarized in the second and third columns of Table 1,
 384 respectively. The individual numbers of N_{ST}^{ij} and $\epsilon_{\text{ST}}^{ij}$
 385 at the other energy points are obtained similarly. The
 386 total single-tag yields N_{ST}^j at various energy points are
 387 summarized in the second column of Table 2.

Table 1. The obtained values of N_{ST}^{i1} , $\epsilon_{\text{ST}}^{i1}$, and $\epsilon_{\text{DT}}^{i1}$ in the i -th tag mode at $\sqrt{s} = 4.178$ GeV, where the efficiencies do not include the branching fractions for the sub-resonant decays and the uncertainties are statistical only. The differences among the ratios of $\epsilon_{\text{DT}}^{i1}$ over $\epsilon_{\text{ST}}^{i1}$ for various modes are mainly due to the requirement of $E_{\text{extra}}^{\text{sum} \gamma}$.

Tag mode	$N_{\text{ST}}^{i1} (\times 10^3)$	$\epsilon_{\text{ST}}^{i1} (\%)$	$\epsilon_{\text{DT}}^{i1} (\%)$
$K^+ K^- \pi^-$	137.3 ± 0.6	40.90 ± 0.04	6.80 ± 0.04
$K^+ K^- \pi^- \pi^0$	42.7 ± 0.9	11.81 ± 0.04	1.75 ± 0.02
$\pi^+ \pi^- \pi^-$	36.4 ± 0.9	52.12 ± 0.21	11.87 ± 0.11
$K_S^0 K^-$	32.4 ± 0.3	49.73 ± 0.09	10.69 ± 0.11
$K_S^0 K^- \pi^0$	11.4 ± 0.3	17.07 ± 0.13	3.60 ± 0.07
$K_S^0 K_S^0 \pi^-$	5.1 ± 0.1	22.77 ± 0.14	4.55 ± 0.12
$K_S^0 K^+ \pi^- \pi^-$	14.8 ± 0.2	21.05 ± 0.07	3.54 ± 0.06
$K_S^0 K^- \pi^+ \pi^-$	7.6 ± 0.3	18.47 ± 0.14	3.27 ± 0.08
$\eta_{\gamma\gamma} \pi^-$	19.4 ± 0.9	48.96 ± 0.21	10.57 ± 0.14
$\eta_{\pi^+ \pi^- \pi^0} \pi^-$	5.7 ± 0.2	24.29 ± 0.16	5.61 ± 0.13
$\eta_{\pi^+ \pi^- \eta_{\gamma\gamma}} \pi^-$	9.8 ± 0.1	25.43 ± 0.09	5.35 ± 0.10
$\eta_{\gamma\rho^0} \pi^-$	24.6 ± 0.7	32.51 ± 0.17	7.12 ± 0.09
$\eta_{\gamma\gamma} \rho^-$	40.8 ± 1.8	20.00 ± 0.11	4.33 ± 0.04
$\eta_{\pi^+ \pi^- \pi^0} \rho^-$	11.0 ± 0.9	9.48 ± 0.11	2.07 ± 0.04

Table 2. The total single-tag yields (N_{ST}^j) and the averaged signal efficiencies ($\epsilon_{\gamma(\pi^0)\tau^+\nu_\tau}^j$) at various energy points, where the efficiencies do not include the branching fractions for the sub-resonant decays and the uncertainties are statistical only.

\sqrt{s} (GeV)	$N_{\text{ST}}^j (\times 10^3)$	$\epsilon_{\gamma(\pi^0)\tau^+\nu_\tau}^j (\%)$
4.178	398.8 ± 2.8	19.01 ± 0.06
4.189	61.4 ± 0.8	18.55 ± 0.14
4.199	61.4 ± 1.0	18.43 ± 0.15
4.209	57.5 ± 1.0	17.77 ± 0.14
4.219	47.9 ± 1.1	17.24 ± 0.15
4.226	80.8 ± 1.6	17.19 ± 0.14

V. SELECTION OF $D_s^+ \rightarrow \tau^+ \nu_\tau$

From the recoil of the single-tag D_s^- mesons, the candidates for $D_s^+ \rightarrow \tau^+ \nu_\tau$ are selected via the $\tau^+ \rightarrow \pi^+ \pi^0 \bar{\nu}_\tau$ decay channel with the residual neutral showers and charged tracks. The transition $\gamma(\pi^0)$ from the D_s^{*+} and the leptonic D_s^+ decay signals are distinguished from combinatorial backgrounds by three kinematic variables

$$\Delta E \equiv \sqrt{s} - E_{\text{tag}} - E_{\text{miss}} - E_{\gamma(\pi^0)},$$

and

$$\text{MM}^{(*)2} \equiv (\sqrt{s} - \sum_k E_k)^2 - |-\sum_k \vec{p}_k|^2.$$

Here $E_{\text{miss}} \equiv \sqrt{|\vec{p}_{\text{miss}}|^2 + m_{D_s^+}^2}$ and $\vec{p}_{\text{miss}} \equiv -\vec{p}_{\text{tag}} - \vec{p}_{\gamma(\pi^0)}$ are the missing energy and momentum of the recoiling system of the transition $\gamma(\pi^0)$ and the single-tag D_s^- ,

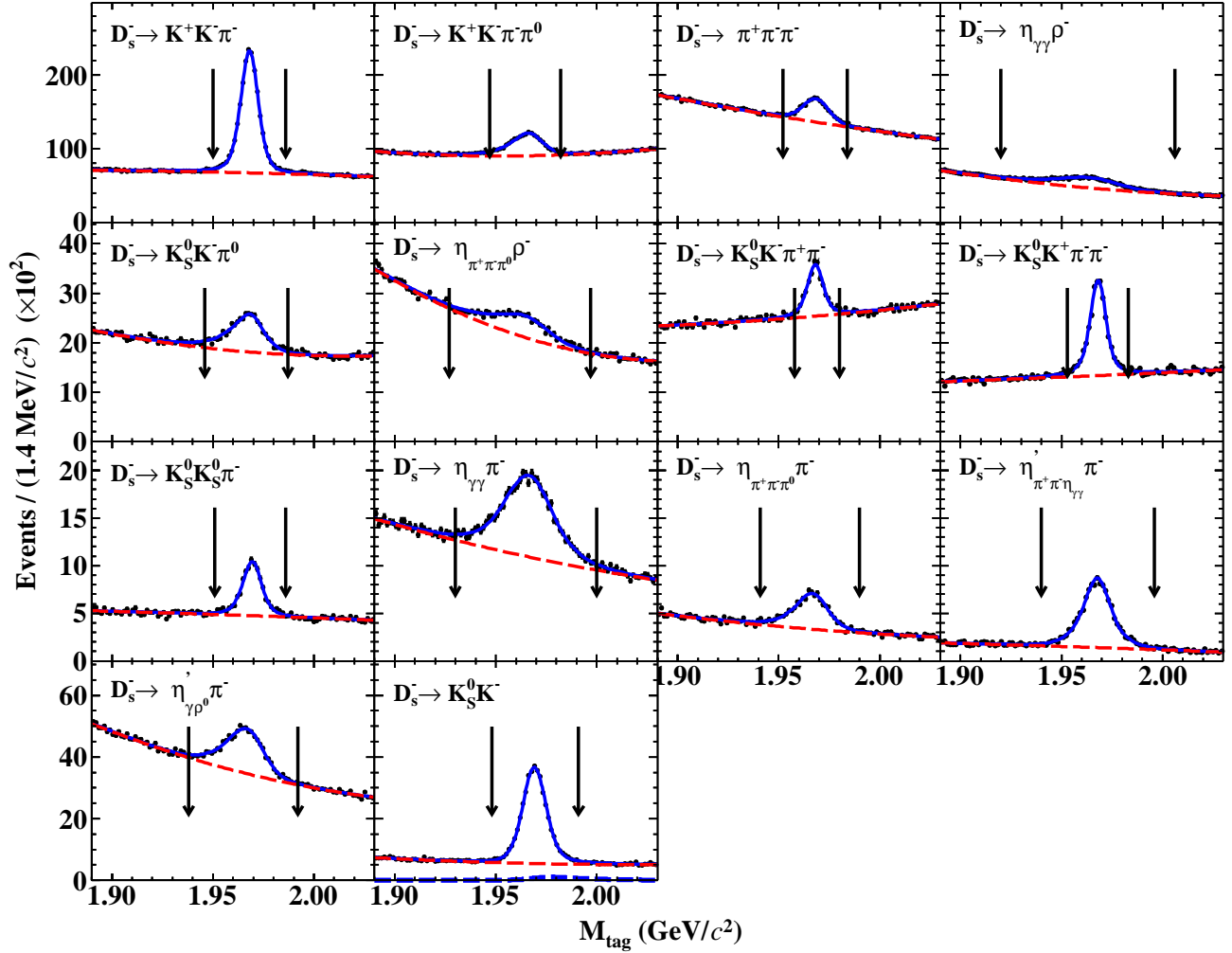


Fig. 1. Fits to the M_{tag} distributions of the accepted single-tag candidates from the data sample at $\sqrt{s} = 4.178$ GeV. Points with error bars are data. Blue solid curves are the fit results. Red dashed curves are the fitted backgrounds. Blue dotted curve in the $K_S^0 K^-$ mode is the $D^- \rightarrow K_S^0 \pi^-$ component. In each sub-figure, the pair of arrows denote the signal regions.

where E_k and \vec{p}_k are the energy and momentum of the given particle k ($\pi^+ \pi^0$, transition $\gamma(\pi^0)$ or tag), respectively. The MM^{*2} and MM^2 are the missing masses squared of the signal D_s^+ and neutrinos, respectively. The index k sums over the single-tag D_s^- and the transition $\gamma(\pi^0)$ for MM^{*2} , while over the single-tag D_s^- , the transition $\gamma(\pi^0)$, and $\pi^+ \pi^0$ for MM^2 . Here, the MM^{*2} is required to be within the interval (3.82, 3.98) GeV^2/c^4 . All remaining γ and π^0 candidates are looped over and the one giving the least $|\Delta E|$ is chosen as the transition $\gamma(\pi^0)$ candidate. The $\tau^+ \rightarrow \pi^+ \pi^0 \bar{\nu}_\tau$ is actually dominated by $\tau^+ \rightarrow \rho^+ \bar{\nu}_\tau$. To form the ρ^+ candidate of the signal side, we use the same selection criteria as those of the tag side. The charge of the pion candidate is required to be opposite to that of the single-tag D_s^- meson. To suppress the backgrounds with extra photon(s), the sum of the energies deposited in the EMC of those unused showers in the double-tag event ($E_{\text{extra}}^{\text{sum}} \gamma$) is required to be less than 0.1 GeV

based on an optimization using the inclusive MC sample. Figure 2(a) shows the distribution of $E_{\text{extra}}^{\text{sum}} \gamma$ of the double-tag candidates. The consistency between data and MC simulation around zero is not very good. The associated acceptance efficiency difference due to imperfect simulation will be corrected as discussed later. Moreover, we require no extra good charged track in each event ($N_{\text{extra}}^{\text{charge}} = 0$).

To check the quality of the reconstructed ρ^+ , we examine the $M_{\pi^+ \pi^0}$ spectrum and the helicity angle of ρ^+ candidates ($\cos \theta_\rho$) of the selected double-tag candidates, as shown in Figs. 2(b) and 2(c). The θ_ρ is calculated as an angle of the momentum of π^+ in the rest frame of ρ^+ with respect to the ρ^+ direction in the initial $e^+ e^-$ beams, as the τ^+ momentum is not available. Figure 3 shows the resulting MM^2 distributions of the $D_s^+ \rightarrow \tau^+ \bar{\nu}_\tau$ candidates selected from the data samples at various energy points.

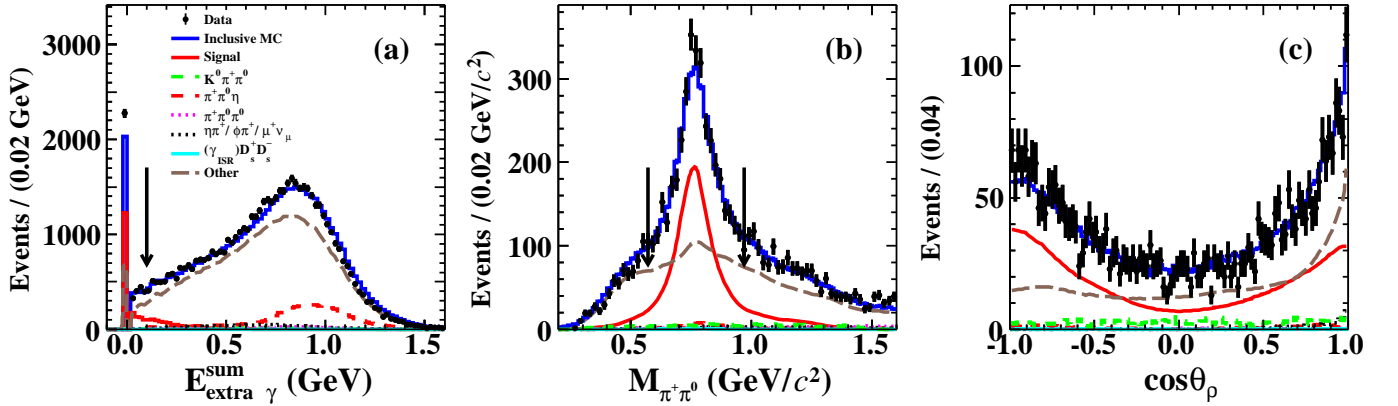


Fig. 2. Distributions of (a) $E_{\text{extra}}^{\text{sum}} \gamma$, (b) $M_{\pi^+\pi^0}$, and (c) $\cos \theta_\rho$ of the selected $D^+ \rightarrow \tau^+ \nu_\tau$ candidates summed over all tag modes from all data samples. Points with error bars are data. Blue solid lines are obtained from inclusive MC sample. Red solid lines show the signals. Green dashed, red dashed, pink dotted, black dotted, cyan solid, and brown dashed lines are the backgrounds from $D_s^+ \rightarrow K^0 \pi^+ \pi^0$, $D_s^+ \rightarrow \pi^+ \pi^0 \eta$, $D_s^+ \rightarrow \pi^+ \pi^0 \pi^0$, $D_s^+ \rightarrow (\eta \pi^+, \phi \pi^+, \mu^+ \nu_\mu)$, $e^+ e^- \rightarrow (\gamma_{\text{ISR}}) D_s^+ D_s^-$, and the other backgrounds after excluding the components aforementioned, respectively. In (a) and (b), the arrows show the corresponding requirements and the events are imposed with all requirements except for the one to be shown.

VI. BRANCHING FRACTION

436

The efficiencies of reconstructing the double-tag candidate events are determined with exclusive signal MC samples of $e^+ e^- \rightarrow D_s^+ D_s^- + c.c.$, where the D_s^- decays to each tag mode and the D_s^+ decays to $\tau^+ \nu_\tau$ with $\tau^+ \rightarrow \pi^+ \pi^0 \bar{\nu}_\tau$. The double-tag efficiencies ($\epsilon_{\text{DT}}^{j1}$) obtained at $\sqrt{s} = 4.178$ GeV are summarized in the fourth column of Table 1. The obtained $\epsilon_{\gamma(\pi^0)\tau^+\nu_\tau}^j$ at various energy points are summarized in the third column of Table 2. These efficiencies have been corrected by a factor $f^{\text{cor}} = 1.058 \times 0.996 \times 0.991 \times 1.003$ to take into account the data-MC efficiency differences due to the requirements of $E_{\text{extra}}^{\text{sum}} \gamma$ & $N_{\text{extra}}^{\text{charge}}$, π^+ PID, MM^{*2} , and the least $|\Delta E|$ as described in Sec. VII.

To obtain the branching fraction for $D_s^+ \rightarrow \tau^+ \nu_\tau$, we perform a simultaneous fit to the MM^2 distributions as shown in Fig. 3, where the six energy points are constrained to have a common leptonic decay branching fraction. For various energy points, the branching fractions are calculated by using Eq. (3) with N_{DT}^j , N_{ST}^j , and $\epsilon_{\gamma(\pi^0)\tau^+\nu_\tau}^j$. The shapes of the $D_s^+ \rightarrow \tau^+ \nu_\tau$ signals are described by a sum of two bifurcated-Gaussian functions, whose parameters are determined from the fits to the signal MC events and are fixed in the simultaneous fit. The peaking backgrounds of $D_s^+ \rightarrow K^0 \pi^+ \pi^0$ [42], $D_s^+ \rightarrow \pi^+ \pi^0 \pi^0$ [20], $D_s^+ \rightarrow \pi^+ \pi^0 \eta$ [43], $D_s^+ \rightarrow \eta \pi^+$ [20], $D_s^+ \rightarrow \phi \pi^+$ [20], and $D_s^+ \rightarrow \mu^+ \nu_\mu$ [8] are modeled by the corresponding simulated shapes. The $D_s^+ \rightarrow \pi^+ \pi^0 \eta$ decays are generated using the amplitude-analysis results in Ref. [43]. The $D_s^+ \rightarrow \eta \pi^+$, $D_s^+ \rightarrow \phi \pi^+$, and $D_s^+ \rightarrow \mu^+ \nu_\mu$ decays are uniformly generated across the event phase space. To model the resonant contributions in the $D_s^+ \rightarrow K^0 \pi^+ \pi^0$ and $D_s^+ \rightarrow \pi^+ \pi^0 \pi^0$ decays, these two decays are generated

470

471

472

473

474

475

476

477

478

479

480

481

482

483

484

485

486

487

488

489

490

491

492

493

494

495

496

497

498

499

500

501

502

503

504

505

with a modified data-driven generator BODY3 [35, 44], which was developed to simulate different intermediate states in data for a given three-body final state. The two-dimensional distributions of $M_{K^0 \pi^+}^2$ versus $M_{\pi^+ \pi^0}^2$ and $M_{\pi^+ \pi^0}^2$ versus $M_{\pi^0 \pi^0}^2$ found in data, corrected for backgrounds and efficiencies, are taken as the input for the BODY3 generator. The efficiencies across the kinematic space are obtained with the MC samples generated with the modified phase-space generator. For $D_s^+ \rightarrow K^0 \pi^+ \pi^0$, the interaction between the K_L^0 particle and the EMC materials may not be well simulated, thus causing large difference between the acceptance efficiency of data and that of simulation due to the requirement of $E_{\text{extra}}^{\text{sum}} \gamma < 0.1$ GeV. Therefore, the sizes of the $D_s^+ \rightarrow K^0 \pi^+ \pi^0$ background are float, but their rates over the simulated ones at the six energy points are constrained to be the same. The yields of the peaking backgrounds of $D_s^+ \rightarrow \pi^+ \pi^0 \pi^0$, $D_s^+ \rightarrow \pi^+ \pi^0 \eta$, $D_s^+ \rightarrow \eta \pi^+$, $D_s^+ \rightarrow \phi \pi^+$, and $D_s^+ \rightarrow \mu^+ \nu_\mu$ are estimated based on the MC simulated misidentification efficiencies and the world average branching fractions, and their sizes are fixed in the fit. The simulated shapes of these peaking backgrounds have been smeared with a Gaussian function, with parameters obtained from the control sample of $D_s^+ \rightarrow \eta \rho^+$. The background of $D_s^- \rightarrow \text{tags}$ versus $D_s^+ \rightarrow \text{signals}$ from $e^+ e^- \rightarrow (\gamma_{\text{ISR}}) D_s^+ D_s^-$ contributes about 0.3% of the observed signal yield and its relative ratio is also fixed in the fit. The other combinatorial backgrounds are modeled by the shapes from the inclusive MC sample after excluding the components aforementioned.

The simultaneous fit results are also shown in Fig. 3. From this fit, the branching fraction for $D_s^+ \rightarrow \tau^+ \nu_\tau$ is obtained to be $(5.29 \pm 0.25)\%$. This corresponds to the signal yield of $D_s^+ \rightarrow \tau^+ \nu_\tau$ to be 1745 ± 84 , where the uncertainty is statistical only.

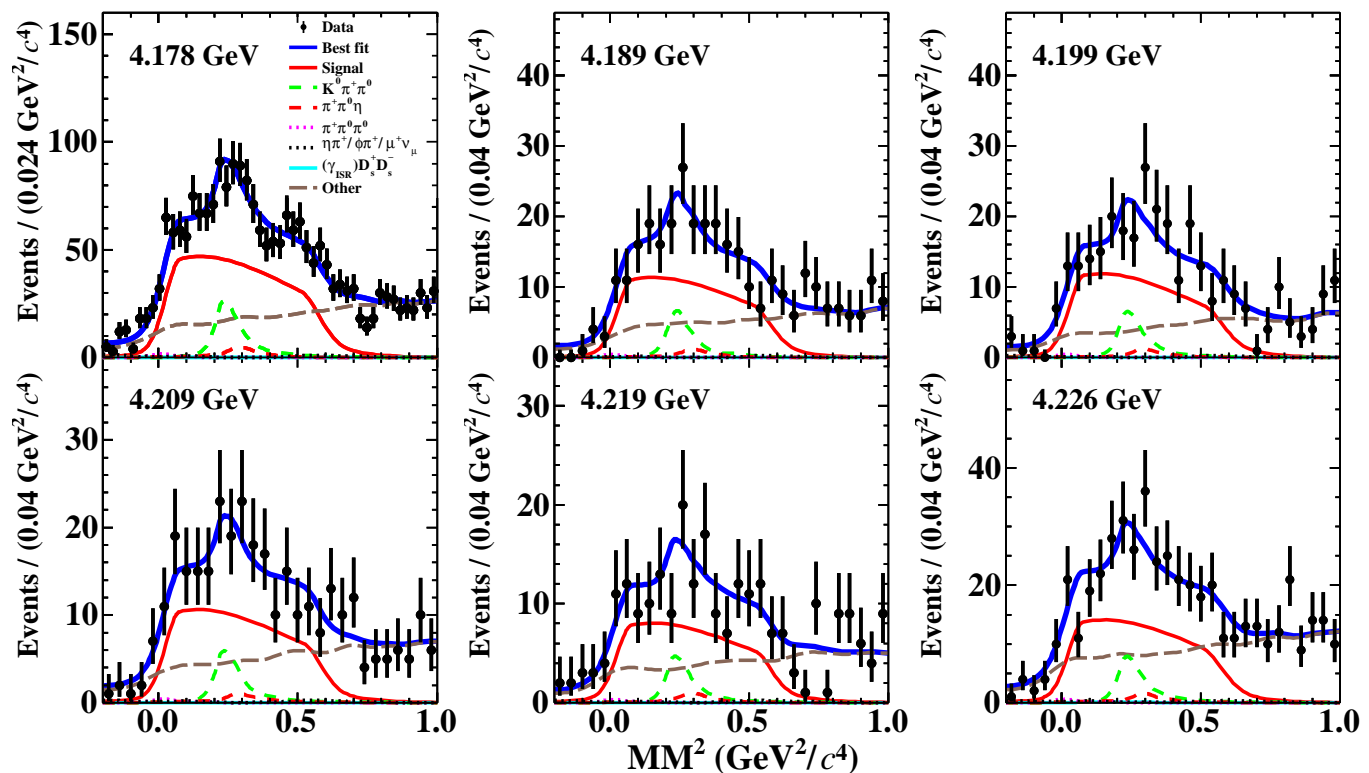


Fig. 3. Simultaneous fit to the MM^2 distributions of the accepted $D_s^+ \rightarrow \tau^+ \nu_\tau$ candidates from the data samples at various energy points. Points with error bars are data. Solid blue curves are the fit results. Red solid lines show the signals. Green dashed, red dashed, pink dotted, black dotted, cyan solid, and brown dashed curves are the backgrounds from $D_s^+ \rightarrow K^0 \pi^+ \pi^0$, $D_s^+ \rightarrow \pi^+ \pi^0 \eta$, $D_s^+ \rightarrow \pi^+ \pi^0 \pi^0$, $D_s^+ \rightarrow (\eta \pi^+, \phi \pi^+, \mu^+ \nu_\mu)$, $e^+ e^- \rightarrow (\gamma_{\text{ISR}}) D_s^+ D_s^-$, and the other backgrounds after excluding the components aforementioned, respectively.

VII. SYSTEMATIC UNCERTAINTIES

506

513

With the DT method, most of uncertainties related to the single-tag selection are canceled. Sources of the systematic uncertainties in the branching fraction measurement are summarized in Table 3. Each of them, which is estimated relative to the measured branching fraction, is described below.

Table 3. Systematic uncertainties in the branching fraction measurement.

Source	Uncertainty (%)
Single-tag yield	0.6
π^+ tracking	0.2
π^+ PID	0.2
$\gamma(\pi^0)$ reconstruction	2.1
$E_{\text{extra}}^{\text{sum}}$ and $N_{\text{extra}}^{\text{charge}}$ requirements	2.2
MM^2 requirement	0.8
τ^+ decay	1.2
MM^2 fit	1.3
Least $ \Delta E $	0.4
Tag bias	0.5
MC statistics	0.3
Quoted branching fractions	0.5
Total	3.8

A. Determination of single-tag yield

The uncertainty in the total number of the single-tag D_s^- mesons is assigned to be 0.6% by taking into account the background fluctuation in the fit, and examining the changes of the fit yields when varying the signal shape, background shape.

B. π^+ tracking and PID

The π^+ tracking and PID efficiencies are studied with the $e^+ e^- \rightarrow K^+ K^- \pi^+ \pi^-$ events. The data-MC efficiency ratios of the π^+ tracking and PID efficiencies are 1.000 ± 0.002 and 0.996 ± 0.002 , respectively. After multiplying the signal efficiencies by the latter factor, we assign 0.2% and 0.2% as the systematic uncertainties arising from the π^+ tracking and PID efficiencies, respectively.

C. $\gamma(\pi^0)$ reconstruction

The photon selection efficiency was previously studied with the $J/\psi \rightarrow \pi^+ \pi^- \pi^0$ decays [45]. The π^0

519

520

521

522

523

524

525

526

527

528

529

530

reconstruction efficiency was previously studied with the $e^+e^- \rightarrow K^+K^-\pi^+\pi^-\pi^0$ events. The systematic uncertainty of finding the transition $\gamma(\pi^0)$, which is weighted according to the branching fractions for $D_s^{*+} \rightarrow \gamma D_s^+$ and $D_s^{*+} \rightarrow \pi^0 D_s^+$ [20], is obtained to be 1.0%. For the π^0 in the leptonic decay, the relevant systematic uncertainty is assigned to be 1.1%. The total systematic uncertainty related to the photon and π^0 reconstruction is obtained to be 2.1% by adding these two uncertainties linearly.

D. $E_{\text{extra}}^{\text{sum } \gamma}$ and $N_{\text{extra}}^{\text{charge}}$ requirements

The efficiencies for the combined requirements of $E_{\text{extra}}^{\text{sum } \gamma}$ and $N_{\text{extra}}^{\text{charge}}$ are investigated with the double tag sample of $D_s^+ \rightarrow \eta\pi^+$, which has similar acceptance efficiencies to our signals. The ratio of the averaged efficiency of data to that of simulation is 1.058 ± 0.022 . After multiplying the signal efficiency by this factor, we assign 2.2% as the relevant systematic uncertainty.

E. MM^{*2} requirement

To assign the systematic uncertainty originating from the MM^{*2} requirement, we fit to the MM^{*2} distribution of the accepted $D^+ \rightarrow \tau^+\nu_\tau$ candidates in data after excluding this requirement. In the fit, the background shape is derived from the inclusive MC sample and the signal shape is described by the shape from the signal MC events convolved with a Gaussian function to take into account the difference between data and simulation. The parameters of the Gaussian function are floated. From the fit, the mean and resolution of the Gaussian function are obtained to be $0.008 \text{ GeV}^2/c^4$ and $0.012 \text{ GeV}^2/c^4$ respectively. Then we examine the signal efficiency after smearing the corresponding Gaussian function to the MM^{*2} variable. The ratio of the acceptance efficiencies with and without the smearing is 0.991 ± 0.008 . After multiplying the signal efficiency by the factor, we assign 0.8% as the systematic uncertainty of the MM^{*2} requirement.

F. τ^+ decay

The difference of the measured branching fractions with and without taking into account $\tau^+ \rightarrow (\pi^+\pi^0)_{\text{non-}\rho}\bar{\nu}_\tau$ [20], 1.2%, is considered as a systematic uncertainty. The uncertainty due to imperfect simulation of the $M_{\pi^+\pi^0}$ lineshape is assigned with the same method described in Sec. VII E. From the fit to the $M_{\pi^+\pi^0}$ distribution of data, the mean and resolution of the Gaussian function used to smear the $M_{\pi^+\pi^0}$ distribution are obtained to be $(0.010, 0.008) \text{ GeV}/c^2$. The difference of the signal efficiencies with and without smearing is negligible.

G. MM^2 fit

The systematic uncertainty in the MM^2 fit is considered in three aspects. At first, we vary the estimated yields of peaking backgrounds from $D_s^+ \rightarrow K^0\pi^+\pi^0$ [42], $D_s^+ \rightarrow \pi^+\pi^0\pi^0$ [20], $D_s^+ \rightarrow \pi^+\pi^0\eta$ [43], $D_s^+ \rightarrow \eta\pi^+$ [20], $D_s^+ \rightarrow \phi\pi^+$ [20], and $D_s^+ \rightarrow \mu^+\nu_\mu$ [8] by $\pm 1\sigma$ of the quoted branching fractions and the input cross section [46]. Then, we vary the peaking background yields of $D_s^+ \rightarrow \pi^+\pi^0\eta$ and $D_s^+ \rightarrow \pi^+\pi^0\pi^0$ by -20% , based on the data-MC difference of the in-efficiency of photon(s). Finally, we float the parameters of two bifurcated-Gaussian functions and the convoluted Gaussian functions by $\pm 1\sigma$. The quadratic sum of the relative changes of the re-measured branching fractions, 1.3%, is assigned as the corresponding systematic uncertainty.

H. Selection of the transition $\gamma(\pi^0)$ with the least $|\Delta E|$

The systematic uncertainty from the selection of the transition $\gamma(\pi^0)$ from D_s^{*+} with the least $|\Delta E|$ method is estimated by using the control samples of $D_s^+ \rightarrow K^+K^-\pi^+$ and $D_s^+ \rightarrow \eta\pi^0\pi^+$. The ratio of the efficiency of selecting the transition $\gamma(\pi^0)$ candidates of data to that in simulation is 1.003 ± 0.004 . After multiplying the signal efficiency by this factor, we take 0.4% as the corresponding systematic uncertainty.

I. Tag bias

The single-tag efficiencies in the inclusive and signal MC samples may be slightly different from each other due to different track multiplicities in these two environments. This may cause incomplete cancelation of the uncertainties of the single-tag selection efficiencies. The associated uncertainty is assigned as 0.5%, by taking into account the differences of the tracking and PID efficiencies of K^\pm and π^\pm as well as the selections of neutral particles between data and simulation in different environments.

J. MC statistics

The uncertainty due to the finite MC statistics 0.3%, which is dominated by that of the double-tag efficiency, is considered as a source of systematic uncertainty.

K. Quoted branching fractions

The uncertainties of the quoted branching fractions for $\pi^0 \rightarrow \gamma\gamma$ and $\tau^+ \rightarrow \pi^+\pi^0\bar{\nu}_\tau$ are 0.03% and 0.4%, respectively. The world average branching fractions for

$D_s^{*-} \rightarrow \gamma D_s^-$ and $D_s^{*-} \rightarrow \pi^0 D_s^-$ are $(93.5 \pm 0.7)\%$ and $(5.8 \pm 0.7)\%$, respectively, which are fully correlated with each other. An associated uncertainty is assigned by re-weighting $\varepsilon_{\gamma\tau+\nu_\tau}$ and $\varepsilon_{\pi^0\tau+\nu_\tau}$ via varying these two branching fractions by $\pm 1\sigma$. The change of the re-weighted signal efficiency is 0.2%. The uncertainty of the branching fraction for $D_s^{*-} \rightarrow e^+e^-D_s^-$, 0.2% is considered as an additional uncertainty. The total systematic uncertainty associated with the above branching fractions is obtained to be 0.5%, by adding these four uncertainties in quadrature.

L. Total systematic uncertainty

The total systematic uncertainty in the measurement of the branching fraction for $D_s^+ \rightarrow \tau^+\nu_\tau$ is determined to be 3.8% by adding all above uncertainties in quadrature.

VIII. RESULTS

Combining our branching fraction

$$\mathcal{B}_{D_s^+ \rightarrow \tau^+\nu_\tau} = (5.29 \pm 0.25_{\text{stat}} \pm 0.20_{\text{syst}})\%$$

and the world average values of G_F , m_μ , $m_{D_s^+}$, and $\tau_{D_s^+}$ [20] in Eq. (1) with $\Gamma_{D_s^+ \rightarrow \tau^+\nu_\tau} = \mathcal{B}_{D_s^+ \rightarrow \tau^+\nu_\tau} / \tau_{D_s^+}$ yields

$$f_{D_s^+} |V_{cs}| = (244.8 \pm 5.8_{\text{stat}} \pm 4.8_{\text{syst}}) \text{ MeV}.$$

Here the systematic uncertainties arise mainly from the uncertainties in the measured branching fraction (3.8%) and the D_s^+ lifetime (0.8%). Taking $|V_{cs}| = 0.97320 \pm 0.00011$ from the global fit in the standard model [20, 47], we obtain $f_{D_s^+} = (251.6 \pm 5.9_{\text{stat}} \pm 4.9_{\text{syst}}) \text{ MeV}$. Alternatively, taking $f_{D_s^+} = (249.9 \pm 0.5) \text{ MeV}$ of the recent LQCD calculations [10–13] as input, we determine $|V_{cs}| = 0.980 \pm 0.023_{\text{stat}} \pm 0.019_{\text{syst}}$. One additional systematic uncertainty of the input $f_{D_s^+}$ is 0.2%, while that of $|V_{cs}|$ is negligible. The $|V_{cs}|$ measured in this work is in agreement with our measurements via the $D \rightarrow \bar{K} \ell^+ \nu_\ell$ decays [48–51], the $D_s^+ \rightarrow \mu^+ \nu_\mu$ decay [8], and the $D_s^+ \rightarrow \eta^{(\prime)} e^+ \nu_e$ decays [40].

Using the branching fraction of $\mathcal{B}_{D_s^+ \rightarrow \mu^+ \nu_\mu} = (5.35 \pm 0.21) \times 10^{-3}$ [9], $\mathcal{R}_{\tau/\mu}$ is determined to be 9.89 ± 0.71 , which agrees with the standard model predicted value of 9.75 ± 0.01 within 1σ .

IX. SUMMARY

By analyzing 6.32 fb^{-1} of e^+e^- collision data collected between 4.178 and 4.226 GeV with the BESIII detector, we present a measurement of $D_s^+ \rightarrow \tau^+\nu_\tau$ using the

$\tau^+ \rightarrow \pi^+ \pi^0 \bar{\nu}_\tau$ decay channel. The branching fraction for $D_s^+ \rightarrow \tau^+\nu_\tau$ is determined to be $(5.29 \pm 0.25 \pm 0.20)\%$, which is well consistent with previous measurements [20]. Combining this branching fraction with the $|V_{cs}|$ given by CKMfitter [20, 47], we obtain $f_{D_s^+} = (251.6 \pm 5.9 \pm 4.9) \text{ MeV}$. Conversely, combining this branching fraction with the $f_{D_s^+}$ calculated by the latest LQCD [10–13], we determine $|V_{cs}| = 0.980 \pm 0.023 \pm 0.019$. Combining our branching fraction with $\mathcal{B}(D_s^+ \rightarrow \mu^+ \nu_\mu) = (5.35 \pm 0.21) \times 10^{-3}$ [9], we determine $\mathcal{R}_{\tau/\mu} = 9.89 \pm 0.71$, which is consistent with the expectation based on lepton flavor universality. This ratio implies that no lepton flavor universality violation is found between the $D_s^+ \rightarrow \tau^+\nu_\tau$ and $D_s^+ \rightarrow \mu^+\nu_\mu$ decays under the current precision. Combining our branching fraction with the one measured via $\tau^+ \rightarrow \pi^+ \bar{\nu}_\tau$ [9], we obtain $\mathcal{B}(D_s^+ \rightarrow \tau^+\nu_\tau) = (5.24 \pm 0.18 \pm 0.14)\%$, $f_{D_s^+} = (250.4 \pm 4.3 \pm 3.4) \text{ MeV}$, $|V_{cs}| = 0.975 \pm 0.017 \pm 0.013$, and $\mathcal{R}_{\tau/\mu} = 9.79 \pm 0.57$, where the uncertainties from the single-tag yield, the π^\pm tracking efficiency, the soft γ reconstruction, the best transition photon selection, and the tag bias are treated to be fully correlated for $\mathcal{B}(D_s^+ \rightarrow \tau^+\nu_\tau)$, additional common uncertainties come from $\tau_{D_s^+}$, $m_{D_s^+}$, and m_τ for $f_{D_s^+}$ and $|V_{cs}|$, and all the other uncertainties are independent.

X. ACKNOWLEDGEMENT

The BESIII collaboration thanks the staff of BEPCII and the IHEP computing center for their strong support. This work is supported in part by National Key R&D Program of China under Contracts Nos. 2020YFA0406400, 2020YFA0406300; National Natural Science Foundation of China (NSFC) under Contracts Nos. 11775230, 11805037, 11625523, 11635010, 11735014, 11822506, 11835012, 11935015, 11935016, 11935018, 11961141012, 12022510, 12025502, 12035009, 12035013, 12061131003; the Chinese Academy of Sciences (CAS) Large-Scale Scientific Facility Program; Joint Large-Scale Scientific Facility Funds of the NSFC and CAS under Contracts Nos. U1832121, U1732263, U1832207; CAS Key Research Program of Frontier Sciences under Contract No. QYZDJ-SSW-SLH040; 100 Talents Program of CAS; INPAC and Shanghai Key Laboratory for Particle Physics and Cosmology; ERC under Contract No. 758462; European Union Horizon 2020 research and innovation programme under Contract No. Marie Skłodowska-Curie grant agreement No 894790; German Research Foundation DFG under Contracts Nos. 443159800, Collaborative Research Center CRC 1044, FOR 2359, FOR 2359, GRK 214; Istituto Nazionale di Fisica Nucleare, Italy; Ministry of Development of Turkey under Contract No. DPT2006K-120470; National Science and Technology fund; Olle Engkvist Foundation under Contract No. 200-0605; STFC (United Kingdom); The Knut and Alice

- 720 Wallenberg Foundation (Sweden) under Contract No. 722
 721 2016.0157; The Royal Society, UK under Contracts Nos. 723
 724 DH140054, DH160214; The Swedish Research Council;
 U. S. Department of Energy under Contracts Nos. DE-
 FG02-05ER41374, DE-SC-0012069.
-
- [1] D. Silverman and H. Yao, *Phys. Rev. D* **38**, 214 (1988), 776
 [2] J. P. Alexander *et al.* (CLEO collaboration), 777
Phys. Rev. D **79**, 052001 (2009). 778
 [3] P. Naik *et al.* (CLEO collaboration), 779
Phys. Rev. D **80**, 112004 (2009). 780
 [4] P. U. E. Onyisi *et al.* (CLEO collaboration), 781
Phys. Rev. D **79**, 052002 (2009). 782
 [5] P. del Amo Sanchez *et al.* (BaBar collaboration), 783
Phys. Rev. D **82**, 091103 (2010). 784
 [6] A. Zupanc *et al.* (Belle collaboration), 785
J. High Energy Phys. **1309** (2013) 139. 786
 [7] M. Ablikim *et al.* (BESIII collaboration), 787
Phys. Rev. D **94**, 072004 (2016). 788
 [8] M. Ablikim *et al.* (BESIII collaboration), 789
Phys. Rev. Lett. **122**, 071802 (2019). 790
 [9] M. Ablikim *et al.* (BESIII collaboration), 791
 arXiv:2102.11734 [hep-ex]. 792
 [10] A. Bazavov *et al.* (Fermilab Lattice and MILC 793
 collaborations), *Phys. Rev. D* **98**, 074512 (2018). 794
 [11] A. Bazavov *et al.* (Fermilab Lattice and MILC 795
 collaborations), *Phys. Rev. D* **90**, 074509 (2014). 796
 [12] N. Carrasco *et al.* (ETM collaboration), 797
Phys. Rev. D **91**, 054507 (2015). 798
 [13] S. Aoki *et al.* (Flavour Lattice Averaging Group), 799
 arXiv:1902.08191. 800
 [14] P. A. Boyle, L. D. Debbio, A. Juttner, A. 801
 Khamseh, F. Sanfilippo, and J. T. Tsang, 802
J. High Energy Phys. **1712** (2017) 008. 803
 [15] Y. Yi-Bo *et al.*, *Phys. Rev. D* **92**, 034517 (2015). 804
 [16] W. P. Chen, Y. C. Chen, T. W. Chiu, H. Y. Chou, T. S. 805
 Guu, and T. H. Hsieh, *Phys. Lett. B* **736**, 231 (2014). 806
 [17] D. Becirevic, B. Blossier, A. Gerardin, A. L. Yaouanc, 807
 and F. Sanfilippo, *Nucl. Phys. B* **872**, 313 (2013). 808
 [18] Z. G. Wang, *Eur. Phys. J. C* **75**, 427 (2015). 809
 [19] H. B. Li and X. R. Lyu, arXiv:2103.00908 [hep-ex]. 810
 [20] P. A. Zyla *et al.* (Particle Data Group), 811
Prog. Theor. Exp. Phys. **2020**, 083C01 (2020). 812
 [21] J. P. Lees *et al.* (BaBar collaboration), 813
Phys. Rev. Lett. **109**, 101802 (2012). 814
 [22] J. P. Lees *et al.* (BaBar collaboration), 815
Phys. Rev. D **88**, 072012 (2013). 816
 [23] R. Aaij *et al.* (LHCb collaboration), 817
Phys. Rev. Lett. **115**, 111803 (2015). 818
 [24] M. Huschle *et al.* (Belle collaboration), 819
Phys. Rev. D **92**, 072014 (2015). 820
 [25] Y. Sato *et al.* (Belle collaboration), 821
Phys. Rev. D **94**, 072007 (2016). 822
 [26] R. Aaij *et al.* (LHCb collaboration), 823
Phys. Rev. D **97**, 072013 (2018). 824
 [27] A. Abdesselam *et al.* (Belle collaboration), 825
 arXiv: 1904.08794 [hep-ex]. 826
 [28] M. Ablikim *et al.* (BESIII collaboration), 827
Nucl. Instrum. Meth. A **614**, 345 (2010).
 [29] C. H. Yu *et al.*, Proceedings of IPAC2016, Busan, Korea, 2016, doi:10.
 [30] M. Ablikim *et al.* (BESIII collaboration),
Chin. Phys. C **44**, 040001 (2020).
 [31] X. Li *et al.*, *Radiat. Detect. Technol. Methods* **1**, 13 (2017);
 Y. X. Guo *et al.*, *Radiat. Detect. Technol. Methods* **1**, 15 (2017);
 P. Cao *et al.*, *Nucl. Instrum. Meth. A* **953**, 163053 (2020).
 [32] S. Agostinelli *et al.* (GEANT4 collaboration),
Nucl. Instrum. Meth. A **506**, 250 (2003).
 [33] S. Jadach, B. F. L. Ward and
 Z. Was, *Phys. Rev. D* **63**, 113009 (2001);
Comput. Phys. Commun. **130**, 260 (2000).
 [34] R. G. Ping, *Chin. Phys. C* **38**, 083001 (2014);
 [35] D. J. Lange, *Nucl. Instrum. Meth. A* **462**, 152 (2001);
 R. G. Ping, *Chin. Phys. C* **32**, 599 (2008).
 [36] C. Patrignani *et al.* (Particle Data Group),
Chin. Phys. C **40**, 100001 (2016).
 [37] J. C. Chen, G. S. Huang, X. R. Qi, D. H. Zhang
 and Y. S. Zhu, *Phys. Rev. D* **62**, 034003 (2000);
 R. L. Yang, R. G. Ping and H. Chen,
Chin. Phys. Lett. **31**, 061301 (2014).
 [38] E. Richter-Was, *Phys. Lett. B* **303**, 163 (1993).
 [39] R. M. Baltrusaitis *et al.* (MARK III collaboration),
Phys. Rev. Lett. **56**, 2140 (1986). J. Adler *et al.* (MARK
 III collaboration), *Phys. Rev. Lett.* **60**, 89 (1989).
 [40] M. Ablikim *et al.* (BESIII collaboration),
Phys. Rev. Lett. **122**, 121801 (2019).
 [41] M. Ablikim *et al.* (BESIII collaboration),
Phys. Rev. D **99**, 072002 (2019).
 [42] M. Ablikim *et al.* (BESIII collaboration),
 arxiv:2103.15098v1 [hep-ex].
 [43] M. Ablikim *et al.* (BESIII collaboration),
Phys. Rev. Lett. **123**, 112001 (2019).
 [44] M. Ablikim *et al.* (BESIII collaboration)
Phys. Rev. Lett. **124**, 241803 (2020).
 [45] M. Ablikim *et al.* (BESIII collaboration),
Phys. Rev. D **83**, 112005 (2011).
 [46] M. Ablikim *et al.* (BESIII collaboration), “Measurement
 of the cross section for $e^+e^- \rightarrow D_s^\pm D_s^{*\mp}$ up to 4.7
 GeV”, publication in preparation.
 [47] J. Charles *et al.* (CKMfitter group),
Eur. Phys. J. C **41**, 1 (2005), updated results and
 plots available at <http://ckmfitter.in2p3.fr>.
 [48] M. Ablikim *et al.* (BESIII collaboration),
Phys. Rev. D **92**, 072012 (2015).
 [49] M. Ablikim *et al.* (BESIII collaboration),
Phys. Rev. D **96**, 012002 (2017).
 [50] M. Ablikim *et al.* (BESIII collaboration),
Phys. Rev. D **92**, 112008 (2015).
 [51] M. Ablikim *et al.* (BESIII collaboration),
Phys. Rev. Lett. **122**, 011804 (2019).