

Generalized LR-drawings of trees

Therese Biedl* Giuseppe Liotta† Jayson Lynch*
 Fabrizio Montecchiani†

Abstract

The *LR-drawing-method* is a method of drawing an ordered rooted binary tree based on drawing one root-to-leaf path on a vertical line and attaching recursively obtained drawings of the subtrees on the left and right. In this paper, we study how to generalize this drawing-method to trees of higher arity. We first prove that (with some careful modifications) the proof of existence of a special root-to-leaf path transfers to trees of higher arity. Then we use such paths to obtain *generalized* LR-drawings of trees of arbitrary arity.

1 Introduction

Tree-drawing is a very popular topic in the graph drawing literature. Nearly all tree-drawing methods required that the drawing is *planar* (has no crossing), but there are many other variations, depending on whether we demand that the drawing is *straight-line* (as opposed to permitting bends in edges) and/or *order-preserving* (a given order of edges at each node is maintained). For a rooted tree, one also distinguishes by whether the drawing must be (*strictly*) *upward* (nodes are (strictly) above their descendants). In all our drawings, we assume that nodes (and also bends, if there are any) are placed at *grid-points*, i.e., points with integer coordinates. The main objective is to obtain drawings of small *area*, measured via the number of grid-points in the minimum enclosing bounding box of the drawing. Sometimes one also considers the *width* and *height* of the drawing, measured by the number of columns (respectively rows) that intersect the drawing. We refer to a survey by Di Battista and Frati [6] for many results up to 2014, and to Chan’s recent paper [3] for some development since.

In 2002, Chan [2] published a tree-drawing paper that became the inspiration for many follow-up papers. In particular, he studied rooted trees and only considered *ideal drawings*, i.e., drawings that respect all four of the above constraints (planar, straight-line, order-preserving and strictly upward). His area-results were superseded by later improvements [9, 1, 3], but the techniques introduced in [2] are still widely useful; see e.g. a recent paper by Frati, Patrignani and Roselli [8] that uses Chan’s recursive approaches to obtain small straight-line drawings of outer-planar graphs.

*David R. Cheriton School of Computer Science, University of Waterloo, Canada
 {biedl,jayson.lynch}@uwaterloo.ca

†Department of Engineering, University of Perugia, Italy
 {giuseppe.liotta,fabrizio.montecchiani}@unipg.it

Background and related results. One of the methods proposed by Chan [2] is the one that creates *LR-drawings*. The idea is to take a root-to-leaf path π , drawing it vertically, and attach the left and right subtrees of the path just below their parent, using a recursively obtained drawing for the subtree. See Figure 1, where the nodes of π are white (as in all other figures). These drawings are defined only for binary trees.

To describe this precisely, we need a few definitions. Let T be a rooted binary tree that comes with a fixed order of children at each node (we call this an *ordered rooted binary tree*). A *root-to-leaf* path $\pi = \langle v_1, v_2, \dots, v_\ell \rangle$ is a path in T where v_1 is the root and v_ℓ is a leaf. A *left subtree* of a path π is a subtree rooted at some child c of a vertex $v_i \in \pi$ for which c comes before the path-child in the order at v_i . We call this a *left subtree at v_i* when needing to specify the node of π . A *right subtree* is defined symmetrically.

The *LR-drawing-method* consists of picking a root-to-leaf path π , drawing it vertically, and attaching (recursively obtained) drawings of the subtrees of $T \setminus V(\pi)$ on the left and right side so that the order is maintained. Since T is binary, there is only one such subtree at each $v \in \pi$; we place its drawing in the rows just below v (after lengthening edges of π as needed) and one unit to the left/right of path π .

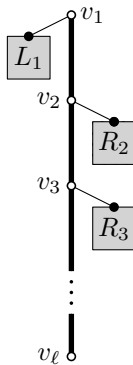


Figure 1: An LR-drawing where $\pi = \langle v_1, v_2, \dots, v_\ell \rangle$ and L_i and R_i are various subtrees.

Let $W(n)$ be the maximum (over all binary trees T with n nodes) of the width of the drawing, and note that it observes the following recursion:

$$W(n) \leq 1 + \min_{\pi} \left(\max_{\alpha} W(|\alpha|) + \max_{\beta} W(|\beta|) \right) \quad (1)$$

where α and β are the maximum left and right subtree, respectively. We are therefore interested in picking a path π that has useful bounds on the size of α and β . Chan showed that there exists a path such that $|\alpha| + |\beta| \leq n/2$, for any left and right subtrees α and β . He then improved this to the following:

Lemma 1. [2] *Let $p = 0.48$. Given any binary ordered rooted tree T of size n , there exists a root-to-leaf path π such that for any left subtree α and any right subtree β of π , $|\alpha|^p + |\beta|^p \leq (1 - \delta)n^p$ for some constant $\delta > 0$.*

Lemma 1, together with Equation 1, and an inductive argument, implies the existence of LR-drawings of width $O(n^{0.48})$ (and the height is n , as it is for all

LR-drawings constructed as described above). Later on, Frati et al. [8] showed that for some binary trees, a width of $\Omega(n^{0.418})$ is required in any LR-drawing, and this was improved further to $\Omega(n^{0.429})$ by Chan and Huang [4]. The latter paper also gave another construction-method that does not follow the above method exactly, instead the chosen path π may have some non-vertical edges while some left or right subtree of π complete the vertically drawn path. In this way, they can obtain drawings of width $O(n^{0.437})$.

As should be clear from the above lower bounds, LR-drawings are not the best tool for small-area ideal tree-drawings, since other papers can achieve width $O(\log n)$ (or better if the pathwidth is small) [1, 9] while keeping the height at n . But LR-drawings have a number of other appealing features:

- Drawings of disjoint rooted subtrees are “vertically separated”, i.e., if T_v and T_w are two disjoint rooted subtrees, then there exists some horizontal line that separates the drawings of T_v and T_w . (This can be seen by studying the construction at the lowest common ancestor of the two trees.) As such, the drawings are perhaps easier to understand than drawings created with other methods (such as [9]) that delay the drawing of a subtree until further down, leading to ‘interleaved’ drawings of subtrees.
- LR-drawings (and in particular Lemma 1) has been used for a number of graph drawing results, including for octagonal drawings, orthogonal drawings, and drawings of outer-planar graphs [5, 7, 10].
- Last but not least, “the question on LR-drawings is still interesting and natural, as it is fundamentally about combinatorics of trees, or more specifically, decompositions of trees via path separators” [4].

Contribution. Our interest in LR-drawings originally came from the need to generalize Lemma 1 to rooted trees with higher *arity*, i.e., maximum number of children at a node. (As we will detail in a separate, forthcoming, paper, such a lemma for ternary trees can be used to obtain drawings of outer-1-planar graphs with smaller area.) In the process, we discovered that all the results and applications of LR-drawings seem to be only concerned with *binary trees*. It is not even clear what exactly an LR-drawing should be for trees of higher arity, and no area-bounds are known. Our results in this paper are as follows:

- We first show (in Lemma 2 in Section 2) that Lemma 1 holds for trees of arbitrary arity.

There does not seem to be an easy way to derive this result from Chan’s result, since it is not clear how we could modify a rooted tree T into a binary tree without either increasing the number of nodes or missing a subtree that may be too big. For this reason, we re-prove the result from scratch. The proof is similar in structure to the one by Chan, but we need to be much more careful in defining the inequalities that hold if we can extend the path to a subtree.

- We then discuss in Section 3 what the appropriate generalization of LR-drawings to trees of higher arity should be. We also give a simple construction that shows that ideal LR-drawings of area $O(n^2)$ always exist.

- In Section 3.1 and 3.2, we then give constructions for generalized LR-drawings that are directly based on Lemma 2 and therefore achieve $O(n^{0.48})$ width. Unfortunately, neither construction gives ideal drawings: the first one has one bend per edge, and the second one is not upward. Both constructions can be modified to achieve ideal drawings, but at the expense of increasing the height (possibly more than polynomially).
- In Section 3.3, we give a construction for generalized LR-drawings that are ideal drawings. The price to pay is that the construction is more complicated, and the height (which was linear in the previous constructions) increases to $O(n^{1.48})$, meaning that the area is only just barely sub-quadratic, namely $O(n^{1.96})$.

We end in Section 4 with open questions.

2 Choosing a path

In this section, we show that Lemma 1 can be generalized to any ordered rooted tree, regardless of its arity.

Lemma 2. *Let $p = 0.48$. Given any ordered rooted tree T of size n , there exists a root-to-leaf path π in T such that for any left subtree α and any right subtree β of π , $|\alpha|^p + |\beta|^p \leq (1 - \delta)n^p$ for some constant $\delta > 0$.*

Proof. We will iteratively expand path $\pi = \langle v_1, \dots, v_i \rangle$ to get closer to a leaf, and let α_i, β_i be the largest left/right subtree of this path (not considering the subtrees at v_i). Initially set v_1 to be the root. We maintain the invariant that $|\alpha_i|^p + |\beta_i|^p \leq (1 - \delta)n^p$ for every i ; this holds vacuously initially.

Now assume that path π up to v_i for some $i \geq 0$ has been chosen. Let $S_i^{(1)}, \dots, S_i^{(d_i)}$ be the subtrees at v_i , enumerated from left to right. Call such a subtree $S_i^{(k)}$ *feasible* if we could use its root to extend π . Thus $S_i^{(k)}$ is feasible if

$$\begin{aligned} & \max \left\{ |\alpha_i|, |S_i^{(1)}|, \dots, |S_i^{(k-1)}| \right\}^p \\ & + \max \left\{ |\beta_i|, |S_i^{(k+1)}|, \dots, |S_i^{(d_i)}| \right\}^p \leq (1 - \delta)n^p. \end{aligned}$$

For future reference we note that $S_i^{(k)}$ is *infeasible* if one of the following three *violations* occurs:

1. $|\alpha_i|^p + |S_i^{(\ell)}|^p > (1 - \delta)n^p$ for some $\ell > k$.
2. $|S_i^{(h)}|^p + |\beta_i|^p > (1 - \delta)n^p$ for some $h < k$.
3. $|S_i^{(h)}|^p + |S_i^{(\ell)}|^p > (1 - \delta)n^p$ for some $h < k < \ell$.

Case 1: Exactly one subtree $S_i^{(k)}$ is feasible. Then we set v_{i+1} to be the root of $S_i^{(k)}$. The invariant holds by choice of “feasible”.

Case 2: At least two subtrees $S_i^{(k)}, S_i^{(\ell)}$ (with $k < \ell$) are feasible. We terminate the construction as follows.

Consider first the subcase where $|S_i^{(k)}| \leq |S_i^{(\ell)}|$. Set path π to be the concatenation of $\langle v_1, \dots, v_i \rangle$ with the leftmost path in $S_i^{(k)}$ down to a leaf. A left subtree of this path has size at most $\max\{|\alpha_i|, \max_{h < k} |S_i^{(h)}|\}$. A right subtree of this path up to v_i has size at most $\max\{|\beta_i|, \max_{h > k} |S_i^{(h)}|\}$. A right subtree of this path below v_i is a subtree of $S_i^{(k)}$ (and hence no bigger than $|S_i^{(k)}| \leq |S_i^{(\ell)}| \leq \max_{h > k} |S_i^{(h)}|$ by assumption). Since $S_i^{(k)}$ is feasible the invariant holds.

The other subcase, $|S_i^{(\ell)}| \leq |S_i^{(k)}|$ can be handled in a symmetric fashion by extending instead with the rightmost path in $S_i^{(\ell)}$.

Claim 1. *One of the above two cases always applies.*

Proof. Assume not. To show that this leads to a contradiction, we find some subtrees (or collections of subtrees) for which we can lower-bound the size. This part is significantly more complicated than in Chan's proof because there are now multiple ways in which a subtree might not be feasible, and we must choose our subtrees correspondingly. Consider Figure 2 for an illustration of the following definitions.

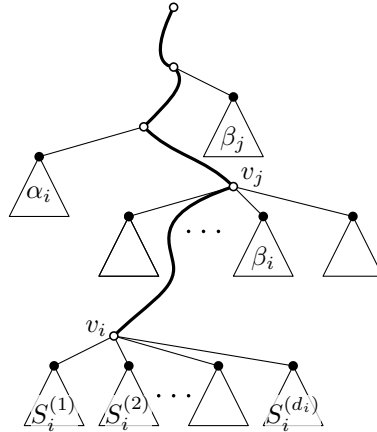


Figure 2: The situation up to symmetry.

Suppose that the parent of β_i 's root, which we denote by v_j , is no higher than the parent of α_i 's root; the other case is symmetric. We first derive one inequality from v_j . We have $j < i$ by definition of β_i . Because we did not terminate the path when extending at v_j , Case 2 did not apply at v_j . Therefore the subtree $S_j^{(k)}$ of v_j that contains v_i was the *only* feasible subtree at v_j .

Consider Figure 3. Tree β_i is a right subtree at v_j , say it was $S_j^{(\ell)}$ with $\ell > k$. Let \mathcal{L}_j be the collection of subtrees $S_j^{(1)}, \dots, S_j^{(\ell-1)}$. We know that $S_j^{(\ell)}$ was infeasible, and study the three possible violations:

- (1) $|\alpha_j|^p + |S_j^{(\ell)}|^p > (1 - \delta)n^p$ for some $\ell' > \ell$. But this is impossible since $S_j^{(\ell)}$ is feasible and $k < \ell$.
- (2) $|S_j^{(k')}|^p + |\beta_j|^p > (1 - \delta)n^p$ for some $k' < \ell$ (possibly $k = k'$). In this case,

set $B_j := \beta_j$.

(3) $|S_j^{(k')}|^p + |S_j^{(\ell)}|^p > (1-\delta)n^p$ for some $k' < \ell < \ell'$. In this case, set $B_j := S_j^{(\ell')}$. Note that either way B_j is disjoint from $\beta_i = S_j^{(\ell)}$ and a right subtree of one of v_1, \dots, v_j , so also disjoint from \mathcal{L}_j . Subtree $S_j^{(k')}$ that caused the above violation for $S_j^{(\ell)}$ belongs to \mathcal{L}_j , and therefore

$$|\mathcal{L}_j|^p + |B_j|^p > (1-\delta)n^p \quad (2)$$

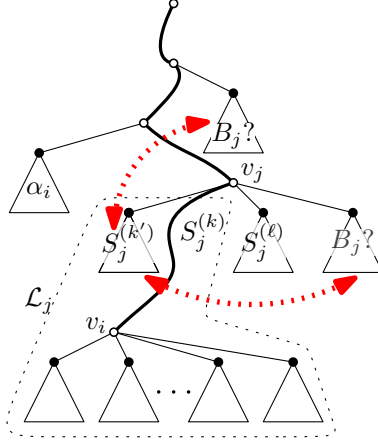


Figure 3: Close-up on v_j . Red arrows indicates pairs of subtrees that violate feasibility.

Now we define two subtrees L_i, R_i at v_i . Since the leftmost subtree $S_i^{(1)}$ at v_i is infeasible, but extending into it would not add left subtrees to the path, the infeasibility must be caused by violation (1), i.e., there exists some $k > 1$ such that $|S_i^{(k)}|^p + |\alpha_i|^p > (1-\delta)n^p$. Set R_i to be this subtree $S_i^{(k)}$, choosing the largest possible index k . We have

$$|R_i|^p + |\alpha_i|^p > (1-\delta)n^p. \quad (3)$$

Symmetrically, since the rightmost subtree $S_i^{(d_i)}$ at v_i is infeasible, there must be some $h < d_i$ such that $|S_i^{(h)}|^p + |\beta_i|^p > (1-\delta)n^p$. Set L_i to be this subtree $S_i^{(h)}$, choosing the smallest possible index h . We have

$$|L_i|^p + |\beta_i|^p > (1-\delta)n^p. \quad (4)$$

Note that it is possible $L_i = R_i$ and that both are subsets of \mathcal{L}_j .

Case A: $L_i \neq R_i$. See Figure 4. In this case the contradiction is obtained exactly as done by Chan, except by substituting the trees/forests that we have chosen above suitably. Recall that Hölder's inequality states that for $p < 1$ we have

$$\sum_a x_a y_a \leq \left(\sum_a x_a^{1/(1-p)} \right)^{1-p} \left(\sum_a y_a^{1/p} \right)^p$$

(in some of our applications below we use $x_a \equiv 1$). We can derive a contradiction for the value $p = 0.48$ (with a sufficiently small δ) by combining Equations (2-4) as follows:

$$\begin{aligned}
& 2.5(1 - \delta)n^p \\
& < |\alpha_i|^p + |\beta_i|^p + |L_i|^p + |R_i|^p + 0.5|\mathcal{L}_j|^p + 0.5|B_j|^p \\
& \leq |\alpha_i|^p + |\beta_i|^p + 2^{1-p}(|L_i| + |R_i|)^p + 0.5|\mathcal{L}_j|^p + 0.5|B_j|^p \\
& \leq |\alpha_i|^p + |\beta_i|^p + (2^{1-p} + 0.5)|\mathcal{L}_j|^p + 0.5|B_j|^p \\
& \leq \left(1 + 1 + (2^{1-p} + 0.5)^{1/(1-p)} + 0.5^{1/(1-p)}\right)^{1-p} \\
& \quad \cdot (|\alpha_i| + |\beta_i| + |\mathcal{L}_j| + |B_j|)^p \\
& < 2.499n^p
\end{aligned}$$

since $\alpha_i, \beta_i, \mathcal{L}_i$ and B_j are all disjoint.

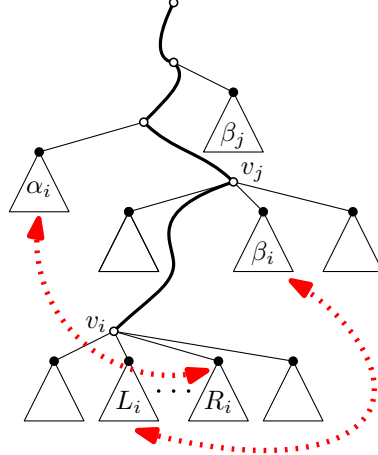


Figure 4: Close-up on v_i , Case (A).

Case B: $L_i = R_i$. In this case we derive one further inequality, see Figure 5. Since $R_i = S_i^{(k)}$ is not feasible, there must exist a violation, and we consider its three possible forms. (1) $|S_i^{(\ell)}|^p + |\alpha_i|^p > (1 - \delta)n^p$ for some $\ell > k$. But this is impossible since R_i was chosen as the rightmost such violation. (2) $|S_i^{(h)}|^p + |\beta_i|^p > (1 - \delta)n^p$ for some $h < k$. But this is impossible since $R_i = L_i$ was chosen as the leftmost such violation. (3) $|S_i^{(h)}|^p + |S_i^{(\ell)}|^p > (1 - \delta)n^p$ for some $h < k < \ell$. In this case we define $\hat{L}_i := S_i^{(h)}$ and $\hat{R}_i := S_i^{(\ell)}$. Summarizing, \mathcal{L}_j contains the three mutually distinct subtrees $\hat{L}_i, L_i=R_i, \hat{R}_i$ and

$$|\hat{L}_i|^p + |\hat{R}_i|^p > (1 - \delta)n^p \quad (5)$$

Using again Hölder's inequality we obtain the desired contradiction: by com-

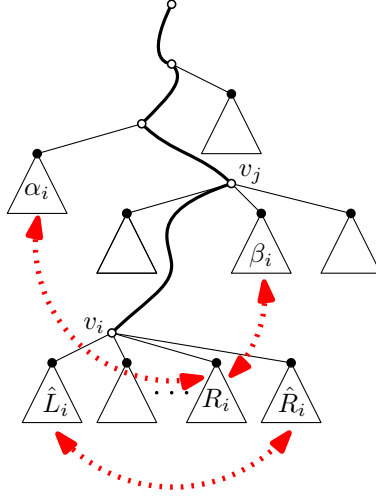


Figure 5: Close-up on v_i , Case (B).

binning Equations(2-5) (and $L_i = R_i$) as follows:

$$\begin{aligned}
& 3.5(1 - \delta)n^p \\
< & |\alpha_i|^p + |\beta_i|^p + 2|R_i|^p + |\hat{L}_i|^p + |\hat{R}_i|^p \\
& \quad + 0.5|\mathcal{L}_j|^p + 0.5|B_j|^p \\
\leq & |\alpha_i|^p + |\beta_i|^p + (2^{1/(1-p)} + 2)^{1-p}(|R_i| + |\hat{L}_i| + |\hat{R}_i|)^p \\
& \quad + 0.5|\mathcal{L}_j|^p + 0.5|B_j|^p \\
\leq & |\alpha_i|^p + |\beta_i|^p + ((2^{1/(1-p)} + 2)^{1-p} + 0.5)|\mathcal{L}_j|^p \\
& \quad + 0.5|B_j|^p \\
\leq & (1 + 1 + ((2^{1/(1-p)} + 2)^{1-p} + 0.5)^{1/(1-p)} \\
& \quad + 0.5^{1/(1-p)})^{1-p} \cdot (|\alpha_i| + |\beta_i| + |\mathcal{L}_j| + |B_j|)^p \\
< & 3.396n^p.
\end{aligned}$$

So the claim holds. \square

So one of Case 1 or Case 2 always applies, and we can continue to expand the path until we terminate it in some application of Case 2. \square

3 Generalized LR-drawings

LR-drawings for binary trees were defined via two particular construction operations. In contrast, we want to define here *generalized LR-drawings* via the properties that the drawings must satisfy. Let T be an ordered rooted tree, and consider an order-preserving planar drawing Γ of T . We call Γ a *generalized LR-drawing* (or *GLR-drawing* for short) if it (and all induced drawings of rooted subtrees) satisfies the following two conditions:

- (P1) (*vertical path*): There exists a root-to-leaf path $\pi \langle v_1, \dots, v_\ell \rangle$ that is drawn vertically aligned, with v_i above v_{i+1} for $1 \leq i < \ell$.

(P2) (*path-separation*): The column that contains π separates the drawings of the left and right subtrees, i.e., for any left or right subtree T' , the drawing Γ' of T' induced by Γ does not use the column containing π .

Clearly any LR-drawing for binary trees satisfies these two conditions, so this is indeed a generalization. As one can verify by inspecting the proofs, these are the *only* two conditions needed for the lower-bound arguments in [8] and [4]. We hence have:

Corollary 1 (based on [4]). *For every positive n there exists an n -node ordered rooted tree T such that any GLR-drawing of T has width $\Omega(n^{0.429})$.*

We note that many existing algorithms for ideal drawings of trees (see e.g. [1, 2, 9]) satisfy the condition on drawing some path π vertically. The real restriction on GLR-drawings is that the vertical path separates the left and right subtrees. The algorithms in [1,2,9] all reuse the column of the vertically-drawn path for some large subtree that has been “pushed down”.

There are many more properties that are satisfied by the LR-drawings for binary trees (and so arguably one could have included them in the definition of GLR-drawings, though for maximal flexibility we chose not to do that). All LR-drawings of binary trees, and also all drawings that we will create, satisfy the following three properties:

(P3) (*horizontal separation of subtrees*). For any node v of T , let T_v be the subtree rooted at v . There exists a horizontal strip that contains all nodes of T_v and that does not contain any other node of Γ .

(P4) (*grouping of subtrees at v_i*). For any node $v_i \in \pi$, there exists a horizontal strip that contains v_i and all nodes of all left and right subtrees at v_i and that does not contain any other node of Γ .

(P5) (*grouping of left/right subtrees at v_i*). For any node $v_i \in \pi$, there exists a horizontal strip that contains all nodes of all left subtrees at v_i and does not contain any other nodes of Γ . There also exists a horizontal strip that contains all nodes of all right subtrees at v_i and does not contain any other nodes of Γ .

Finally, there are three more properties that the LR-drawings of binary trees satisfy, but some of our constructions do not (and as we will argue, we cannot hope to satisfy them and have sub-quadratic area).

(P6) The drawing is straight-line.

(P7) The drawing is strictly upward.

(P8) (*minimum-distance*) Bounding boxes of subtree-drawings have the minimum possible distance to the path and to each other.

Formally, we use $B(T')$ to denote the bounding box of the drawing of rooted subtree T' . We require that if T' is a left subtree of π , then the right side of $B(T')$ lies one unit left of π , and symmetrically for right subtrees. We also require minimal vertical distances between bounding boxes, most easily expressed by demanding that every row contains a node.

We first show that all eight conditions given above can be satisfied simultaneously if we allow for quadratic area. The construction is the “standard construction” [3] and hence nearly trivial; we repeat the details for completeness’ sake.

Lemma 3. *Any n -node ordered rooted tree has a GLR-drawing that additionally satisfies conditions (P3)-(P8) and has area $O(n^2)$. Furthermore, the root is placed in the top-left corner of the bounding box.*

Proof. If T consists of a single node, draw such node as an arbitrary point in the plane. Otherwise let $R^{(1)}, \dots, R^{(d)}$ be the subtrees rooted at the children of the root v_T of T , enumerated from *right to left*. Recursively compute a drawing for each such subtree and combine them as follows. The drawing of $R^{(1)}$ is placed such that the top side of its bounding box $B(R^{(1)})$ is one unit below v_T , while its left side is one unit to the right of v_T . The drawing of $R^{(i)}$, $1 < i < d$, is placed such that the top side of $B(R^{(i)})$ is one unit below the bottom side of $B(R^{(i-1)})$, while its left side is again one unit to the right of v_T . The drawing of $R^{(d)}$ is drawn such that its root is vertically aligned with v_T and the top side of $B(R^{(d)})$ is one unit below the bottom side of $B(R^{(d-1)})$. (This corresponds to choosing π as the leftmost path of T .) It is easy to verify that each edge can be drawn as a straight-line segment, and that the resulting drawing is a strictly-upward GLR-drawing that satisfies all conditions. Moreover, the construction guarantees that both the width and the height are at most n . \square

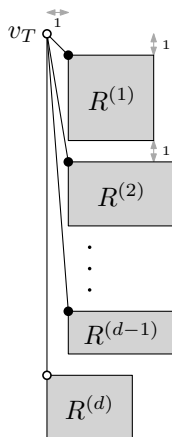


Figure 6: Construction an ideal GLR-drawing of a d -ary tree in $O(n^2)$ area.

Unfortunately, it turns out that we cannot hope for smaller area if we want to satisfy all conditions.

Lemma 4. *For every positive integer k there exists an ordered rooted tree T with $n = 6k - 1$ nodes and arity 4 such that any GLR-drawing of T that also satisfies conditions (P3)-(P8) for all subtrees has area $\Omega(n^2)$.*

Proof. Tree T consists of root r with four children ℓ, v_1, v'_1, ℓ' , where ℓ, ℓ' are leaves while v_1 and v'_1 are each roots of trees of height k . Specifically, for $1 \leq i < k$, nodes v_i and v'_i each have three children: one leaf, node v_{i+1} resp. v'_{i+1} , and another leaf. See Figure 7 for the case when $k = 4$.

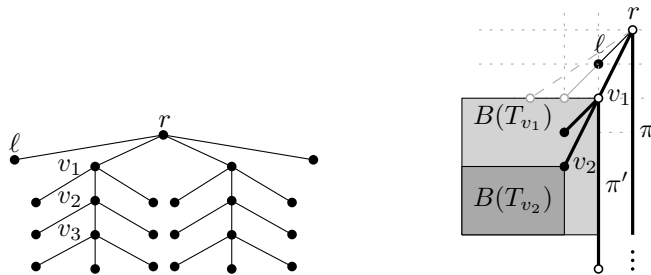


Figure 7: Construction of a family of trees that require quadratic area in any GLR-drawing that satisfies all conditions (P3)-(P8).

Fix an arbitrary GLR-drawing of T that satisfies criteria (P3)-(P8). Up to symmetry, we may assume that the vertically drawn path π uses v_1' or ℓ' , so ℓ and T_{v_1} are both left subtrees. By the minimum-distance condition, and since T_ℓ only consists of ℓ , the location of ℓ is one unit left of path π . (It may be one or two units below r , depending on the location of ℓ' , but our proof will not use this.) Now consider the bounding box $B(T_{v_1})$ of the drawing of T_{v_1} . Again by the minimum-distance condition, its right side must be one unit left of path π . Since left subtrees at root r are grouped, distances are minimum and the drawing is ordered, the top side of $B(T_{v_1})$ must be one unit below ℓ . Since the drawing is strictly-upward, node v_1 is in the top row of $B(T_{v_1})$. Since (r, v_1) is drawn with a straight-line segment, this requires v_1 to be on the top right corner of $B(T_{v_1})$, otherwise the drawing would not be order-preserving at r or (r, v_1) would overlap ℓ .

So we now know that T_{v_1} is drawn with its root in the top right corner. It follows that the path π' used for drawing T_{v_1} must use the right child of v_1 , i.e., goes to a leaf while T_{v_2} is a left subtree of π' . But notice that now the situation is repeated: at v_1 , there exists a leaf, then the subtree T_{v_2} , and both are left subtrees of the vertically drawn path π' . As above one argues that hence v_2 is drawn on the top right corner of the bounding box $B(T_{v_2})$ of T_{v_2} , and one unit left of v_1 . Repeating the argument, each v_i is drawn one unit further left than v_{i-1} . Therefore $B(T_{v_1})$ has width at least $k \in \Omega(n)$. We also know that $B(T_{v_1})$ has height at least k since its tree has height k and is drawn strictly upward. So the area is $\Omega(n^2)$. \square

So in our constructions, we relax some of the conditions (P6)-(P8), and show that then we can achieve subquadratic-area GLR-drawings.

3.1 Upward 1-bend GLR-drawings

Let T be an ordered rooted tree, and let $\pi = \langle v_1, v_2, \dots, v_\ell \rangle$ be a root-to-leaf path of T . We give a simple recursive construction to compute a strictly-upward generalized LR-drawing of T by using at most one bend per edge. Refer to Figure 8 for an illustration.

Assume v_1 is placed at an arbitrary point of the plane. For ease of notation, let $L^{(1)}, \dots, L^{(l_1)}$ be the left subtrees rooted at v_1 , enumerated from left to right. Recursively compute a drawing for each $L^{(i)}$, $1 \leq i \leq l_1$, and denote by $B(L^{(i)})$ the corresponding bounding box. Place the drawing of $L^{(1)}$ such that the top

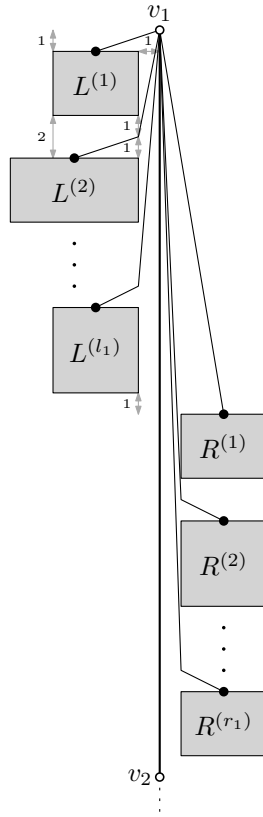


Figure 8: Construction for 1-bend generalized LR-drawings.

side of $B(L^{(1)})$ is one unit below v_1 and so that the right side of $B(L^{(1)})$ is one unit to the left of v_1 . Similarly, for each $1 < i \leq l_1$, place the drawing of $L^{(i)}$ such that that the top side of $B(L^{(i)})$ is two units below the bottom side of $B(L^{(i-1)})$ and so that the right side of $B(L^{(i)})$ is one unit to the left of v_1 . Let $R^{(1)}, \dots, R^{(r_1)}$ be the right subtrees at v_1 , enumerated from *right to left*. Apply a symmetric construction as for the left subtrees and move them down such that the top side of $B(R^{(1)})$ is placed one unit below the bottom side of $B(L^{(l_1)})$. Now place v_2 vertically aligned with v_1 and one unit below the bottom side of $B(R^{(r_1)})$. Concerning the edges, observe that the edge connecting v_1 to the root of $L^{(1)}$ can be drawn with a straight-line segment without crossings, whereas the other edges that connect v_1 to the root of each subtree $L^{(i)}$, with $i > 1$, can instead be drawn with precisely one bend placed one unit above the top side of $B(L^{(i)})$ and one unit to the left of v_1 . The edges that connect v_1 to the roots of the subtrees $R^{(i)}$ are drawn symmetrically. By repeating the construction for each v_i , with $1 < i \leq \ell$, we conclude the drawing.

Every row contains a node or a bend, so the height is $O(n)$. The width obeys Eq. 1. When path π is chosen as prescribed by Lemma 2, Chan [2] proved that Eq. 1 solves to $O(n^{0.48})$. The next lemma follows.

Lemma 5. *Any ordered rooted tree of size n admits a strictly-upward GLR-drawing with at most one bend per edge, whose width is $O(n^{0.48})$ and whose*

height is $O(n)$.

Note that the above GLR-drawings can be vertically stretched so to become straight-line and hence an ideal GLR-drawing. Namely, for each edge (u, v) drawn with one bend, it suffices to insert sufficiently many rows above the bend point so to guarantee a direct line of sight between u and v . This is always possible because each bend point is such that no other node or bend is placed with the same y -coordinate. While the above transformation does not change the width of the drawing, it may produce a height that is not polynomial in n . Also, it does not satisfy (P8). (The drawing of Lemma 5 does not satisfy (P8) either because of the rows for the bends, but at least it comes close.)

3.2 Non-upward straight-line LR-drawings

In this section, we show how we can avoid using bends. Thus we create a GLR-drawing that is straight-line, and in fact satisfies all of (P3)-(P8) except that it is not upward. The crucial idea is to give two drawing-algorithms to create different types of GLR-drawings.

- In a type-I drawing, the root is located in the top row (with no restriction on the column).
- In a type-II drawing, the root is located in the leftmost or rightmost column, with no node above it in the same column. We will use type-III ℓ and type-II r to specify whether the root is left or right.

Lemma 6. *Let $p = 0.48$. Given any ordered rooted tree T of size n , there exist*

- *a straight-line GLR-drawing of type I that has width at most $cn^p - 1$ (for some constant $c > 0$),*
- *a straight-line GLR-drawing of type III ℓ that has width at most cn^p (for the same constant c), and*
- *a straight-line GLR-drawing of type II r that has width at most cn^p (for the same constant c).*

Furthermore, all drawings have height n .

Proof. If T consists of a single node then the claim holds trivially. Otherwise, pick a path $\pi = \langle v_1, \dots, v_\ell \rangle$ with Lemma 2.

We first explain how to create type-I drawings, which is very similar to Section 3.1 except that we use type-II drawings to avoid bends. Assume v_1 is placed at an arbitrary point of the plane. Let $L^{(1)}, \dots, L^{(l_1)}$ and $R^{(1)}, \dots, R^{(r_1)}$ be as in Section 3.1. Recursively compute drawings as follows:

- a type-I drawing for $L^{(1)}$ and $R^{(1)}$,
- a type-II r drawing for each $L^{(i)}$, $2 \leq i \leq l_1$, and
- a type-III ℓ drawing for each $R^{(i)}$, $2 \leq i \leq r_1$.

Place the drawings as in Section 3.1, except leave only one unit vertical distance between the bounding boxes. As before, the edges from v_1 to the roots of $L^{(1)}$ and $R^{(1)}$ can be drawn straight-line without crossing. The edges to all other children can now also be drawn straight-line since those children are in an adjacent column to v_1 .

Any left subtree α uses at most $c|\alpha|^p$ columns and any right subtree β uses at most $c|\beta|^p$ columns by induction, so by Lemma 2 the width is at most

$$c|\alpha|^p + c|\beta|^p + 1 \leq c(1 - \delta)n^p + 1 \leq cn^p - 1$$

for the constant $\delta > 0$ from Lemma 2 and assuming c is sufficiently large.

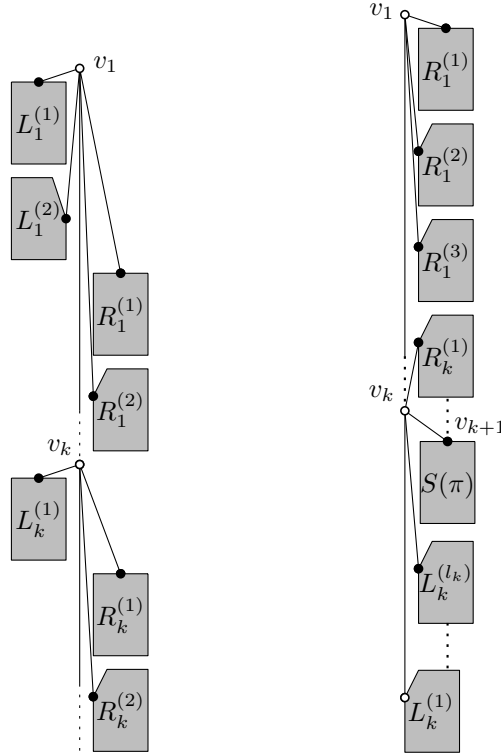


Figure 9: Constructions of straight-line drawings with linear height. (Left) Type-I drawings. (Right) Type-II drawings.

Now we turn towards type-II drawings and only explain how to create a type-II drawing; the other type is symmetric. Let $\pi = \langle v_1, \dots, v_\ell \rangle$, and let $k \geq 1$ be the minimal index such that v_k has a left subtree. (If there is no such v_k then the type-I drawing is in fact a type-II drawing.) We draw v_1, \dots, v_{k-1} as we did for type-I drawings; since they do not have left subtrees this places v_1, \dots, v_{k-1} in the leftmost column. At v_k , we proceed as follows:

- As in Section 3.1, let $L^{(1)}, \dots, L^{(l_k)}$ and $R^{(1)}, \dots, R^{(r_k)}$ be the left and right subtrees at v_k .
- We use a type-II drawing for $R^{(1)}, \dots, R^{(r_k)}$, and denote by $B(R^{(i)})$ the corresponding bounding box. Place the drawing of $R^{(1)}$ such that the top

left of $B(R^{(1)})$ is one unit below the bottom left corner of the bottommost subtree of v_{k-1} . (If $k = 1$, then place $R^{(1)}$ arbitrarily.) For $i = 2, \dots, r_k$, place the drawing of $R^{(i)}$ such that the top left corner of $B(R^{(i)})$ is one unit below the bottom left corner of $B(R^{(i-1)})$.

- Place v_k in the next row below. If $k > 1$, place v_k vertically below v_{k-1} . If $k = 1$ and $r_1 > 0$, place v_k such that it is one unit to the left of $B(R^{(1)})$. If $k = 1$ and there was no right subtree, then place v_k arbitrarily.
- Let $S(\pi)$ be the subtree rooted at v_{k+1} (thus containing the rest of π). Use a type-I drawing for $S(\pi)$, and place it in the rows below v_k , with the left side of $B(S(\pi))$ one unit to the right of v_k .
- We use a type-II ℓ drawing for $L^{(1)}, \dots, L^{(l_k)}$. We know that $l_k > 0$ by choice of k . If $l_k > 1$, then place $L^{(l_k)}$ such that the top left corner of $B(L^{(l_k)})$ is one unit below the bottom left corner of $B(S(\pi))$. For i from $l_k - 1$ down to 2, place the drawing of $L^{(i)}$ such that the top left corner of $B(L^{(i)})$ is one unit below the bottom left corner of $B(L^{(i+1)})$. Finally, place the drawing of $L^{(1)}$ in the next rows such that the top left corner of $B(L^{(1)})$ is exactly below v_k .

Thus, as in [4], the vertically drawn path is *not* the path π that we started out with, instead it is v_1, \dots, v_k plus the vertically-drawn path of $L^{(1)}$. But still we obtain a GLR-drawing. To prove that this drawing has the appropriate width, we need an observation.

Claim 2. *Let T' be a left or right subtree of path π chosen with Lemma 2. Then T' has size at most $(1 - \delta)^{1/p}n$, for the constant $\delta > 0$ from Lemma 2.*

Proof. This follows directly from the bound in the lemma since necessarily $|T'|^p \leq (1 - \delta)n^p$. \square

Therefore, at any subtree other than $S(\pi)$, the width is by induction at most $1 + c(1 - \delta)n^p \leq cn^p$ for sufficiently large c . At subtree $S(\pi)$, the recursively obtained type-I drawing has width at most $cn^p - 1$, and so the width again is at most cn^p as desired.

In all cases, we never insert empty rows between drawings, so every row contains exactly one node and the height is n as desired. \square

As in Section 3.1, we can stretch the drawing vertically to make it upward, by moving all subtrees at v_k downward and leaving a sufficiently large gap between $B(R^{(r_k)})$ and $B(S(\pi))$ so that edge (v_k, v_{k+1}) can be routed straight-line. (Details are left to the reader.) Again the height may not be polynomial and condition (P8) no longer holds.

3.3 Upward straight-line LR-drawings

As shown in the previous sections, we can achieve width $O(n^{0.48})$, but the drawings are either not straight-line, or not upward, or have large (possibly super-polynomial) height. In this section, we show that with a different construction, we can bound the height to be $O(n^{1.48})$ in a straight-line, upward GLR-drawing of width $O(n^{0.48})$. The area hence is $O(n^{1.96})$, just barely under the trivial $O(n^2)$ bound.

The idea for this is to follow a *different* approach of Chan ('Method 4') for tree-drawing; here we occasionally double the height used for some subtrees, but this happens rarely enough that overall the height can still be bounded. Chan's Method 4 does not produce GLR-drawings (he lets the largest subtree re-use the column of the vertical path) but we can modify the approach at the cost of increasing the width by one unit. To compensate for this we use a type-I drawing for the largest subtree, so that the overall width does not increase too much.

So again we have drawing-types. One of them is exactly the type-I drawing used in the previous section. The other one, which we call type-III drawing, has the root located in the top left or top right corner; we use type-III ℓ and type-III r to specify whether the root is left or right.

Lemma 7. *Let $p = 0.48$. Given any ordered rooted tree T of size n , there exist*

- *a straight-line upward GLR-drawing of type I that has width at most $cn^p - 1$ (for some constant $c > 0$),*
- *a straight-line upward GLR-drawing of type III ℓ that has width at most cn^p (for the same constant c), and*
- *a straight-line upward GLR-drawing of type III r that has width at most cn^p (for the same constant c).*

Furthermore, all drawings have height at most $2n^{1+p}$.

Proof. 1 If T consists of a single node then the claim holds trivially. Otherwise, pick a path π with Lemma 2, so that $|\alpha|^p + |\beta|^p \leq (1 - \delta)n^p$ for any left and right subtrees α, β of the path. The creation of a type-I drawing is exactly as in the previous section, except that we use type-III drawings in place of type-II drawings so that we have an upward drawing. Using $H(\cdot)$ to denote the height, we have $H(n) \leq \sum_{i=1}^d H(n_i) + 1$ where d is the number of subtrees and n_i is the size of the i th subtree. Since $n_i \leq n$ and $\sum_i n_i = n - 1$ we have

$$\sum_{i=1}^d H(n_i) + 1 \leq \sum_{i=1}^d 2n_i n^p + 2n^p \leq 2n^p (\sum_{i=1}^d n_i + 1) = 2n^{1+p}.$$

To construct type-III drawings, we proceed much as in Chan [2], Method 4. Fix $A = n/2^{1/p} > 0.23n$. (The value of A is different from Chan's, but its use is nearly the same.) We will completely disregard path π and instead pick one subtree of the root based on A . To simplify notations, let S_1, \dots, S_d be the subtrees at the root, enumerated from left to right. We only explain how to construct a type-III ℓ drawing; constructing type-III r drawings is symmetric. We have two cases:

Case 1: Either $d \leq 2$ or the subtrees S_2, \dots, S_{d-1} all have size at most $n - A$. In this case, recursively construct a type-III ℓ drawing for S_1, \dots, S_{d-1} and a type-I drawing for S_d . Combine these drawings with the standard method that was used already in Lemma 3, see also Figure 10. Clearly this is a planar order-preserving straight-line upward drawing, and its height is $1 + \sum_i H(n_i) \leq 2n^{1+p}$ with the same analysis as for type-I drawings. The width $W(n)$ is at most $1 + (cn^p - 1) = cn^p$ at S_d , and at most $W(n - 1) \leq cn^p$ at S_1 . At any

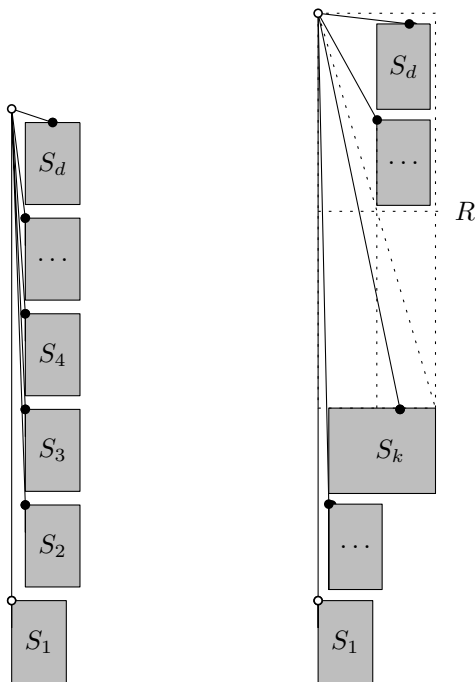


Figure 10: Constructions of type-III ℓ straight-line upward drawings with sub-quadratic area. (Left) Case 1. (Right) Case 2.

other subtree S_i , the size is at most $n - A < 0.77n$, and the width is at most $1 + W(0.77n) \leq 1 + c(0.77)^p n^p \leq cn^p$, assuming c is sufficiently large.

Case 2: $d \geq 3$ and at least one subtree S_k with $1 < k < d$ has size $n - A$ or more. In this case, use a type-I drawing for S_k and S_d , and a type-III ℓ drawing for all other subtrees.

We explain how to build the drawing in Figure 10 bottom-up. Place the drawing of S_1 arbitrarily. Place S_2, \dots, S_k on top of this, with one unit between their bounding boxes, such that the left sides of their bounding boxes are one unit to the right of the root of S_1 . Now place an imaginary $W' \times H'$ rectangle R with its left side aligned with the left side of $B(S_1)$ and its bottom side coinciding with the top side of $B(S_k)$. Here $W' = \max\{|S_k|^p, \max_{i>k}\{2W(|S_i|)\}\}$, while $H' = 3 + 2 \sum_{i>k} H(|S_i|)$. In particular, the top right quadrant of R is big enough to accommodate the drawings of S_{k-1}, \dots, S_1 , plus one and a half rows. We place the root at the top left corner of R . We place the drawings of S_{k-1}, \dots, S_1 (in this order) below the root and in the top right quadrant of R , with the left sides of their bounding boxes aligned and unit vertical distance between boxes. Note that this does *not* use the center-point of R (which is not a grid point due to the odd height of R). The root of S_k is somewhere along the bottom of R , hence the edge from it to the root of T does not enter the top right quadrant of R and the drawing is planar. Clearly it is a GLR-drawing and also strictly upward. In fact, conditions (P3)-(P7) are all satisfied (but (P8) is not).

We first analyze the width. At S_k , the width is at most $1 + (cn^p - 1) \leq cn^p$ by induction. At any other subtree S_i , the size is $n_i \leq A = n/2^{1/p}$ and the

width is at most

$$\max\{1 + W(|S_i|), 2W(|S_i|)\} \leq 2 \cdot c \left(\frac{n}{2^{1/p}}\right)^p = cn^p$$

as desired. As for the height, S_k contributes at most $2n_k^{1+p}$ rows and any other subtree S_i contributes at most $2 \cdot 2n_i^{1+p}$ rows. We need two further rows for R (the bottom row was already counted). Since $n_i \leq A = n/2^{1/p}$ for $i \neq k$ and $\sum_i n_i = n - 1$, the height is at most

$$2 + 2n^p n_k + \sum_{i \neq k} 4 \left(\frac{n}{2^{1/p}}\right)^p n_i \leq 2n^p + 2n^p \sum_{i=1}^d n_i = 2n^{1+p}$$

as desired. □

4 Remarks

In this paper, we studied how to generalize the concept of LR-drawings that was previously designed for binary trees [2, 4, 8] to trees of higher arity. To this end, we first generalized a lemma by Chan about paths for which $|\alpha|^p + |\beta|^p \leq (1 - \delta)n^p$ for constant $p = 0.48$, $\delta > 0$ and any left and right subtree α, β . Then we explained how to use this path to construct generalized LR-drawings of width $O(n^{0.48})$ and subquadratic area, both with and without the restriction on the drawing being straight-line and/or upward. We conclude the paper by listing some open problems

- The most natural open problem is to close the gap on the width of GLR-drawings. Frati et al. showed that width $\Omega(n^{0.418})$ is sometimes required [8], and Chan and Huang improved this to $\Omega(n^{0.428})$ [4]. These lower bounds were for binary trees; could they perhaps be strengthened if we allow higher arity? Using ternary trees, one can immediately reduce the size of the lower-bound tree T_h of [4, 8], by $2^h - 1$ (contract every second edge of path π) without affecting the validity of the lower-bound proof. Unfortunately, this improves the lower bound only by a lower-order term.
- We showed that in a GLR-drawing where all additional conditions (P3)-(P8) are satisfied, the width must be $\Omega(n)$. Is there an intermediate lower bound that shows up when requiring other subsets of these properties? We are especially curious about removing condition (P5) ('grouping of left/right subtrees'), which seems very artificial but is crucially required in the proof of Lemma 4.
- Chan and Huang improved the width of LR-drawings of binary trees [4]. The main idea is that rather than drawing one chosen path π as a straight-line, they add an '*i*-twist' to the drawing of path π , using 2^i non-vertical edges for π while the corresponding other subtrees at these edges use vertical lines. With this, they can achieve an LR-drawing of width $O(n^{0.438})$ (and even smaller with further improvements).

It would be interesting to see whether this approach could be generalized to trees of higher arity. We cannot generalize the algorithm directly, because the subtrees that use vertical lines are defined via a size-property. In trees

of higher arity these subtrees may well have common parents on π , making it impossible to use distinct vertical lines for them, as is necessary in the construction.

- Our construction of ideal GLR-drawings achieves subquadratic area, but barely. Can the area be improved?

References

- [1] T. Biedl. Ideal drawings of rooted trees with approximately optimal width. *Journal of Graph Algorithms and Applications*, 21(4):631–648, 2017.
- [2] T. M. Chan. A near-linear area bound for drawing binary trees. *Algorithmica*, 34(1):1–13, 2002.
- [3] T. M. Chan. Tree drawings revisited. *Discret. Comput. Geom.*, 63(4):799–820, 2020.
- [4] T. M. Chan and Z. Huang. Improved upper and lower bounds for LR drawings of binary trees. In D. Auber and P. Valtr, editors, *Graph Drawing and Network Visualization - 28th International Symposium, GD 2020, Vancouver, BC, Canada, September 16-18, 2020, Revised Selected Papers*, volume 12590 of *Lecture Notes in Computer Science*, pages 71–84. Springer, 2020.
- [5] G. Di Battista and F. Frati. Small area drawings of outerplanar graphs. *Algorithmica*, 54(1):25–53, 2009.
- [6] G. Di Battista and F. Frati. A survey on small-area planar graph drawing, 2014. CoRR report 1410.1006.
- [7] F. Frati. Straight-line orthogonal drawings of binary and ternary trees. In *Graph Drawing, 15th International Symposium, GD 2007, Sydney, Australia, September 24-26, 2007. Revised Papers*, pages 76–87, 2007.
- [8] F. Frati, M. Patrignani, and V. Roselli. LR-drawings of ordered rooted binary trees and near-linear area drawings of outerplanar graphs. *J. Comput. Syst. Sci.*, 107:28–53, 2020.
- [9] A. Garg and A. Rusu. Area-efficient order-preserving planar straight-line drawings of ordered trees. *Int. J. Comput. Geometry Appl.*, 13(6):487–505, 2003.
- [10] A. Garg and A. Rusu. Area-efficient planar straight-line drawings of outerplanar graphs. *Discrete Applied Mathematics*, 155(9):1116–1140, 2007.