
Exploiting Path Information for Anchor Based Graph Neural Network

Yuheng Lu

School of Computer Science
Beijing University of Posts and Telecommunications
Beijing, China
yuheng.lu@bupt.edu.cn

ChuXiong Sun, Jie Hu

Emerging Technology Research Division
China Telecom Research Institute
Beijing, China
chuxionsun@gmail.com, hujie1@chinatelecom.cn

Abstract

Learning node representation that incorporating information from graph structure benefits wide range of tasks on graph. Majority of existing graph neural networks (GNNs) have limited power in capturing position information for a given node. The idea of positioning nodes with selected anchors has been exploit, yet mainly rely on explicit labeling of distance information. Here we propose Graph Inference Representation (GIR), an anchor based GNN encoding path information related to anchors for each node. Abilities to get position-aware embedding are theoretically and experimentally investigated on GIRs and its core variants. Further, the complementary characteristic of GIRs and typical GNNs embeddings are demonstrated. We show that GIRs get outperformed results on position-aware scenario, and could improve GNNs results by fuse GIRs embedding.

1 Introduction

Graph, as an important data structure, is a powerful tool to represent ubiquitous relationship data in the real world. Learning representation vector for graph data, benefits many downstream tasks on graph such as node classification [9] and link prediction [21]. Many graph representation learning methods have been proposed recently, among those, Graph Neural Networks (GNNs), inheriting the merits of neural networks, have shown superior performances and become a much popular choice.

Typical GNN model following message passing neural network (MPNN) [4] pattern, which stacks MPNN layers that aggregate information from neighborhoods and then update representations for each node. Typical MPNNs have been shown lacking of ability to capture the position information within graph [18], without distinguishable node/edge features, nodes in different part of the graph with topological same neighborhood structure will be embedded into the same representation by typical MPNNs alone [10, 18], figure 1 gives an example.

Researchers have developed methods to fix this issue. Some earlier works adopt one-hot encodings for nodes as extended feature [9]. More recent ideas include anchor based methods [11, 18] and explicitly assign positional information as node attributes. Anchor based methods select anchor nodes as positioning base, use position information related to anchors to break the structural symmetry, figure 1 show some cases for this strategy. Position-aware GNN (PGNN) [18] selects anchor node sets randomly before running every forward of the model, an order-aware output layer was proposed

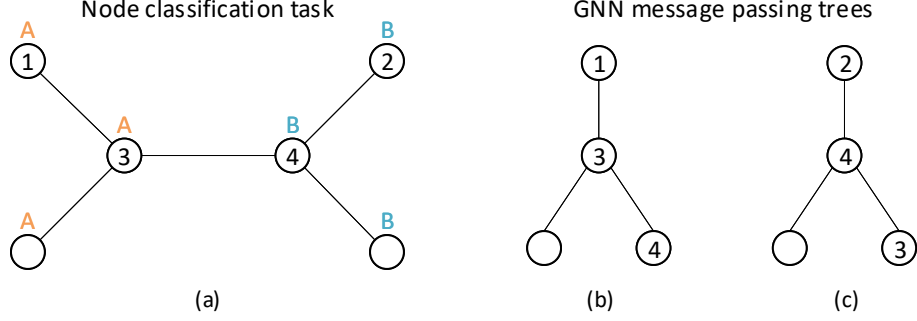


Figure 1: (a) Example unattributed graph that assign different labels on nodes with structural symmetry. (b&c) MPNNs message passing tree of node v_1 and v_2 , message propagate from leaves to the root. **Distinguishability:** For v_1 and v_2 , (1)No anchors: indistinguishable due to identity substructure; (2) v_3 or v_4 as anchor: distinguishable for different positional measurement; (3) v_3 and v_4 as anchors: distinguishable if orders of v_3 and v_4 are aware, indistinguishable otherwise.

to generate position-aware representation for each node from anchor node sets, the output layer generates a vector representation whose elements are computed by messages directly received from corresponding anchor node set. For modeling the positional relationship related to anchor nodes, distance information from anchors are explicitly assigned. Some more recent work use fixed anchor nodes instead to overcome instability issue of PGNNs [11, 13].

The direct anchor message passing and explicit position information assigning strategy ignores the important graph structure information to some extent. Also some positional attributes like shortest path distance used in PGNN may cost much to get on large scale graphs. In this paper, we propose an anchor based GNN model, termed Graph Inference Representation (GIR), aiming at encoding path information related to pre-selected anchor nodes. GIRs first select fixed structural important anchor nodes heuristically and construct a propagation graph consisting of paths from anchor nodes to each node in the origin graph. To compute embedding of nodes, GIRs propagate messages from anchor nodes along the propagation graph, the output of k -th layer encode k -order representation related to anchors.

We exploit position-aware ability of GIRs theoretically, variants are proposed to extend the ability to get more accuracy positioning. Considering that GIRs learn embeddings in a relevantly different view of typical MPNNs, we exploit the complementarity of GIRs and MPNNs embeddings, and adopt multimodal fusion techniques to get benefit from this merits.

2 Related works

2.1 Graph Neural Networks

A large amount of existing GNN models follow message passing pattern (MPNNs) [4] that aggregate and update node feature from neighborhoods layerwise. Graph Convolution Networks (GCN) use normalized mean aggregator [9]; GraphSAGE concatenate node’s feature and neighborhood information from mean/max/LSTM aggregator; Graph Attention Network (GAT) introduce attention mechanism in the neighborhood aggregation step; [17] prove that the representation power of GNN models above is bounded by the 1-WL graph isomorphism test, and propose Graph Isomorphism Network (GIN) that reach the bound.

2.2 Anchor Based GNN

The main intuition of anchor based GNN is to encode the information related to some nodes with important role. Existing anchor based GNN mainly differ from two factors: role of anchor nodes, and the way to encode the information related to anchors. PGNN [18] use random select anchor in each forward pass to get a low distortion embedding with global position information, and direct aggregate information from anchors with the shortest path distance labeling for each node; AGNN [11] pre-select minimum point cover nodes as anchor; GraphReach [13] follow the fix anchor setting,

and capture global positions of nodes by random walk reachability estimations instead of the shortest path distance; Graph Inference Learning (GIL) [16] boost the semi-supervised node classification performance by viewing training nodes as anchor and learning the inference of node labels on graph structure.

2.3 Multimodal Fusion

Multimodal fusion aims at integrating information from multiple modality, which could be categorized as early, late and hybrid approaches [3]. Early fusion, or data fusion, make decision on fused representation. Representative methods of early fusion include gated fusion [2], and bilinear model [12, 20]. Late fusion, or decision fusion, uses per-modal decision values and fuses them for final decision. Mixture of Experts (MoE) is a representative late fusion model [7], which incorporate a gating network to decide which expert to use for each input. Widely used gating strategy in multimodal fusion may face with fusion weights inconsistency issue, [14] suggest using unimodal outputs loss to regularize fusion weights.

3 Preliminaries

3.1 Notation and problem definition

A graph can be represented as $\mathcal{G} = (\mathcal{V}, \mathcal{E})$, where $\mathcal{V} = \{v_1, \dots, v_n\}$ is the node set and $\mathcal{E} = \{\langle v_i, v_j \rangle | v_i, v_j \in \mathcal{V}\}$ is the edge set. Nodes are augmented with the feature set $\mathcal{X} = \{x_1, \dots, x_n\}$, which is either input attributes or placeholders if no attributes available. In-neighbors of node v are represented as $\mathcal{N}(v)$.

Predictions on graphs are modeled by embedding nodes into d-dimensional vectors first, which are represented as $\mathcal{Z} = \{z, \dots, z_n\}, z_i \in \mathbb{R}^d$.

3.2 Position-aware embeddings

One goal of the anchor based GNN model is to utilize anchors as bases to encode position aware information for each node. To capture this intuition, [18] view embeddings as position-aware if shortest path between node pairs could be reconstructed from them (Definition 1).

Definition 1 (Position-aware Embeddings). *A node embedding $z_i = f_p(v_i), \forall v_i \in (V)$ is position-aware if there exists a function $g(\cdot, \cdot)$ such that $d_{sp}(v_i, v_j) = g(z_i, z_j)$, where $d_{sp}(\cdot, \cdot)$ is the shortest path distance in \mathcal{G} .*

For models with fixed anchors, the shortest path distance between two nodes may not path through anchors, thus hard to satisfy definition 1. To capture the characteristic of position modeling for fixed anchors models, here we define position aware embeddings related to anchors (Definition 2). Considering the differences of anchor utilization strategies (Figure 1, b&c), our definition of position aware embeddings is restricted on a set of anchor node sets.

Definition 2 (A-position-aware Embeddings). *For $A \subset \mathcal{P}(\mathcal{A}), \bigcup_A = \mathcal{A}$, where $\mathcal{P}(\mathcal{A})$ is the power set of node set \mathcal{A} , a node embedding $z_i = f_p(v_i), \forall v_i \in \mathcal{V}$ is A-position-aware if there exists functions $g_a(\cdot), \forall a \in A$ such that $g_a(z_i) = d_{sp}(v_i, a)$ where $d_{sp}(v, a)$ is the shortest path distance between node v and node set a . If all elements in A are singleton, then brackets of sets inner A could be omitted.*

4 Proposed method

In this section, we illustrate the key aspects of GIR model. We first describe the main framework and key components of GIRs, then exploit variants for extending GIRs' expression power. Design choices and theoretical analysis are discussed.

4.1 The framework of GIRs

We propose Graph Inference Representation (GIR) model that learns to integrate information from paths related to anchors for each node. GIRs propagate information on k-order ego graph of anchors,

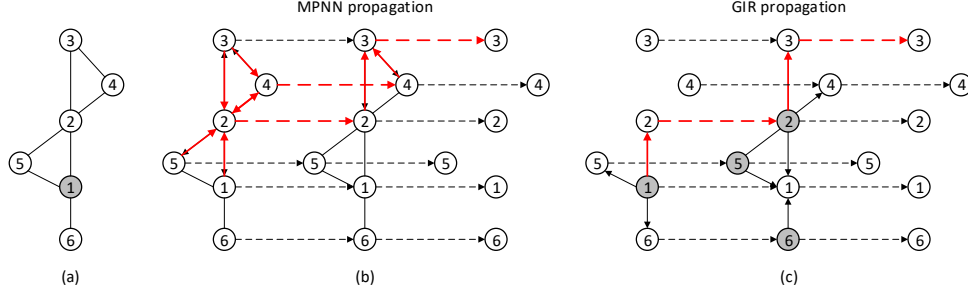


Figure 2: **(a)** Example graph \mathcal{G} , colored nodes are selected as anchors for anchor based GNNs. **(b&c)** Message propagation on \mathcal{G} path for a two layer MPNN **(b)** and GIR **(c)**; solid line represents *Aggregate*; dot line represents *Update*. Colored nodes in **(c)** represent message passing source on corresponding layer. Bold lines in red highlight the propagation path to node v_3 as an example of difference of propagation process between GIRs and MPNNs.

which contains k -step paths from anchors. For computing node representations, GIRs apply MPNN layers step by step, propagate information from anchors to each node (Figure 2, c). Algorithm 1 summarize the framework of GIRs, where remains some key components to be elaborated following: anchor selection and message passing functions.

Anchor Selection The intuition behind anchor based GNNs is that some nodes perform an important role in the graph for the specific task [11, 16]. For getting position-aware embedding or general tasks that with no nodes performing special role, we heuristically prefer anchors to have high centrality and effective coverage through k -step message passing. We adopt GA-MPCA algorithm proposed in [11] as default choice, which select anchors according to degree centrality, giving attention to coverage and information interaction intensity.

Message Propagation GIRs use adapted MPNN layer for message propagation, which contains neighborhood message passing and node state update stages (Algorithm 1, line 6-7). The key difference between GIRs and MPNNs is that the k -th layer of GIRs only applies on edges on k -step away from anchors instead of the whole edges. From the view of a specific node, a k -layer MPNNs learn to encode its k -hop ego network information, while a k -layer GIRs encode k -order representations related to anchors (Figure 2).

Note that it is an expected manner in GIRs that if a node v has no propagation edge on the layer l , its message on l would be a zero vector, and the MPNN layer l would be degraded to a single layer perceptron for v . Thus, GIRs can be view as an hybrid of MPNNs and MLPs, and from GIR’s point of view, MPNNs use all nodes as anchors, while MLPs select none.

We take full-batch GraphSAGE [5] as default MPNN choice, concretely, we use mean function as aggregator and single layer perceptron as update function.

4.2 Position-aware GIRs

In this part, we show to what extent GIRs help break structural symmetry, variants are proposed to get more powerful position aware ability in the context of definition 2.

4.2.1 GIRs

Considering an unattributed graph \mathcal{G} , for MPNNs, nodes with equivalent substructure will be indistinguishable. GIRs truncate the message propagation path by anchors, thus break substructural equivalence for nodes at different positions (Figure 1).

For commonly used neighborhood order agnostic aggregator (e.g. mean), without properly identification, every anchor node plays same role, thus position of each nodes related to a specific anchor node can not be discriminated. We show that the vanilla GIRs provide positioning ability with the overall anchor node set. We use commonly used mean function as aggregator, appropriate designed MLPs as

Algorithm 1: The framework of GIRs

Input: Graph $\mathcal{G} = (\mathcal{V}, \mathcal{E})$; number of layer L ; node input features $\{x_v, \forall v \in \mathcal{V}\}$; anchor selection function $SelectAnchor$; neighborhood aggregator functions $Aggregate_l$; node update functions $Update_l$

Output: A-position-aware embedding $\{z_v, \forall v \in \mathcal{V}\}$

```
1  $\mathcal{A} \leftarrow SelectAnchor(\mathcal{G})$ ;  
2  $SRC \leftarrow \mathcal{A}$ ; /* SRC keeps the propagation source nodes */  
3  $h_v^0 \leftarrow x_v, \forall v \in \mathcal{V}$ ;  
4 for  $l \leftarrow 1$  to  $L$  do  
5   for  $v \in \mathcal{V}$  do  
6      $m_v \leftarrow Aggregate_l(\{h_u^{l-1}, \forall u \in \mathcal{N}(v) \cap SRC\})$ ;  
7      $h_v^l \leftarrow Update_l(h_v^{l-1}, m_v)$ ;  
8   end  
9    $SRC \leftarrow Successors(\mathcal{G}, SRC)$ ;  
10 end  
11  $z_k \leftarrow h_v^L$ ;
```

update functions to meet the assumption of universal approximation theorem [6], GIR propagation depth is assumed enough to cover all reachable nodes from anchors.

Theorem 1. *GIRs are $\{\mathcal{A}\}$ -position-aware.*

Proof. Given the basic structure and the design choices of GIRs, we restate theorem 1 as:

There exists a function $g(\cdot)$ and properly parametered GIR model such that $g(GIR(\mathcal{G}, v_i)) = d_{sp}(v_i, \mathcal{A})$, where $GIR(\mathcal{G}, v)$ represents the outputs on node v of the parametered GIR model applied on graph \mathcal{G} .

We construct the update function for l -th layer f_l of the GIR model to keep the current shortest path distance (spd) to \mathcal{A} and the propagation depth, concretely,

$$f_d(spd, depth, ind) = \begin{cases} spd & ind = 0 \\ depth + 1 & spd = 0, ind = 1 \\ spd & spd > 0, ind = 1 \end{cases} \quad (1)$$

$$h_v^l = f_l(h_v^{l-1}, M_{\mathcal{N}(v) \cap SRC_l}^l) = \langle f_d(0, 0, ind_v^l), 1 \rangle \quad l = 1 \quad (2)$$

$$h_v^l = f_l(h_v^{l-1}, M_{\mathcal{N}(v) \cap SRC_l}^l) = \langle f_d(spd_v^{l-1}, depth_v^{l-1}, ind_v^l), depth_v^{l-1} + 1 \rangle \quad l > 1 \quad (3)$$

where f_d is a function used to update the shortest path distance, ind_v^l is the indicator of whether message from anchors on l -th layer reaches node v . On each layer l , for node v , if no neighbored source node exists, then M_v^l would be a zero vector, so that the value of ind_v^l could be determined, thus the f_l is well-defined. The approximation of f_l in GIRs is guarantied by universal approximation theorem.

The output of the constructed k layer GIR on node v becomes $z_v = h_v^k = \langle spd_v^k, depth_v^k \rangle$, then $(z_v)_0 = d_{sp}(v, \mathcal{A})$, which concludes the proof. \square

Note. The construction of f_l follow the idea that the shortest path distance from anchors of node v will be determined when message from anchors first reaches. We depict the construction in figure 3

4.2.2 GIR-MIX: multiple anchor set

As GIRs are $\{\mathcal{A}\}$ -position-aware, if multiple anchor sets are further selected, and applying GIRs on each, more fine-grained positioning ability could be got. We summarize the position-aware ability of this GIR-MIX model as following:

Corollary 1. *GIR-MIXs with anchor sets $A = \{\mathcal{A}_1, \dots, \mathcal{A}_n\}$ are A -position-aware.*

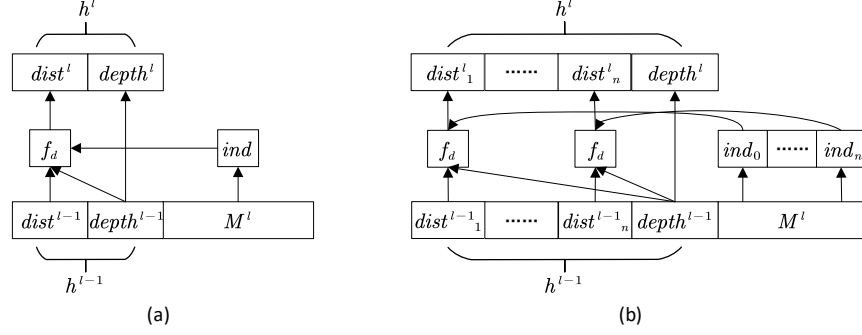


Figure 3: A construction of node update function retaining distance information for GIRs (a) and GIR-As (b)

Instead of concatenating outputs only on the last layer, we further extend the representation power by concatenate outputs in every layer, and send the fused hidden layer outputs to the next layer. GIR-MIX could apply on transductive setting only, for the order of anchor sets is aware.

4.2.3 GIR-A: GIRs with anchor labeling

Inspired by the one-hot labeling trick used in the previous work, and considering the concept of anchors in anchor based GNNs, we extend node attributes by one-hot labeling for anchors, and zero vector for other nodes. It gives identification for anchors, thus makes more accurate position. Also, compared with global one-hot labeling, it has much lower input dimension. As the anchor identification cannot be generalized, GIR-A could apply on transductive setting only.

We show that with the anchor identification, position related to a specific anchor could be represented. Similar with the GIRs case, we adopt mean aggregator, update function model and propagation depth are properly chosen. We depict the construction of the update function for the proof in figure 3.

Theorem 2. *GIR-As are \mathcal{A} -position-aware.*

Proof. Similar to the proof of 1, we restate the theorem 2 as:

There exists series of functions $\{g_a(\cdot) | \forall a \in \mathcal{A}\}$ and properly parametered GIR model such that $g_a(GIR(\mathcal{G}, v)) = d_{sp}(v, \{a\})$.

Update function f_l is constructed to keep the shortest path distance to every anchor node in \mathcal{A} and current propagation depth, along with a vector indicating the k-order reachability from anchors. We apply distance update function (1) independently for each anchor, and use reachability indicator to form ind , concretely,

$$to_ind(x) = \begin{cases} 0 & x = 0 \\ 1 & x > 0 \end{cases} \quad (4)$$

$$ind_v^l \in \mathbb{R}^a = \begin{cases} onehot(\mathcal{A}) & l = 1 \\ to_ind(ind_v^{l-1} + mean(\{ind_u^{l-1} | u \in \mathcal{N}(v) \cap SRC_l\})) & l > 1 \end{cases} \quad (5)$$

where $onehot$ gives onehot encoding of \mathcal{A} . And the update function is constructed as following:

$$h_v^l = f_1(h_v^{l-1}, M_{\mathcal{N}(v) \cap SRC_l}^l) = \langle [ind_v^l]_1, \dots, [ind_v^l]_{|\mathcal{A}|}, 1 \rangle \quad l = 1 \quad (6)$$

$$\begin{aligned} h_v^l &= f_l(h_v^{l-1}, M_{\mathcal{N}(v) \cap SRC_l}^l) \\ &= \langle f_d([spd_v^{l-1}]_1, depth_v^{l-1}, [ind_v^{l-1}]_1), \dots, \\ &\quad f_d([spd_v^{l-1}]_{|\mathcal{A}|}, depth_v^{l-1}, [ind_v^{l-1}]_{|\mathcal{A}|}), \\ &\quad depth_v^{l-1} + 1 \rangle \quad l > 1 \end{aligned} \quad (7)$$

The output of the constructed k layer GIR on node v becomes $z_v = h_v^k = \langle [spd_v^k]_1, \dots, [spd_v^k]_{|\mathcal{A}|}, depth_v^k \rangle$, then $(z_v)_{id(a)} = d_{sp}(v, a)$, where $id(a)$ represents the id of anchor

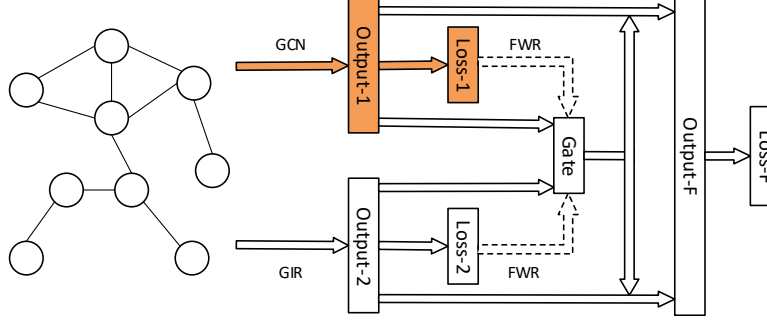


Figure 4: Overall architecture of GCN-GIRs. Stage 1 (pretrain stage) pretrain each experts alone (Colored path), Stage 2 (fusion stage) freeze pretrained experts and train fusion part of the model.

a , which corresponds to the index of anchor onehot labeling. Here we have constructed the function $g(\cdot)$, thus concludes the proof. \square

4.3 GCN-GIR: multi view fusion

Observe that GIRs work on only k-ego graph from anchors, with other edges unrelated, which may lose some useful information. The influence of this issue depends largely on the choice of anchors. In fact, considering that a GIR model encode each nodes' information related to anchors, it utilizes graph structure information in a biased interest, thus learns another view of graph information different with MPNNs. Thus, it is a natural idea to exploit the possibility of fusing MPNNs and GIRs in a complementary manner. As an example fusion model, We take GCN and vanilla GIR as bases, and terms it GCN-GIR. Overall architecture of GCN-GIR is shown in figure 4.

We adopt decision fusion strategy, and take Mixture of Experts (MoE) [7] as our basic model. Some details would be focused due to the non-independent nature of the graph data. First, outputs of all experts are used instead of inputs to compute fusion gate. This break the intuition of MoEs that dispatch independent data item to appropriate classifier, but more reasonable in this case as inputs of individual node may not enough to make decision. However, this strategy makes the gate for each expert relevant to other experts, which may make training process unstable. To alleviate this issue, we adopt a two-stage training strategy, which first pretrain each expert alone, then freeze all experts, train only the fusion part of the model.

We further introduce *fusion weight regularization* (FWR) [14] to improve the consistency of the gate and the importance of experts.

5 Experiments

In this section, we demonstrate GIRs' performance by two series of experiments. We first take experiments on datasets from position aware GNN model literature to evaluate the performance of GIRs on position aware scenario. To evaluate the representation bias of GIRs to MPNNs, and the effect of multi view information fusion idea, we take experiments on much larger scale node classification task from Open Graph Benchmark [15].

5.1 Position-aware GIRs

Datasets We take datasets from previous position-aware GNN literature [10, 18], datasets with one whole graph are chosen so that suitable for transductive setting. C.ele [8] is a neural network of C. elegans with 297 nodes and 2148 edges; PB [1] is a network of reference relationships between political post web-pages with 1222 nodes and 16714 edges. For those unattributed graph, we set node features to ones as placeholders.

Experimental setup Our experiments are taken on transductive setting. For node pair level tasks, 80% pairs are used for training, and 10% each as validation and test sets. We report the test set

Table 1: Results on position aware scenario, measured in ROC AUC for link prediction task (link). **Bold font** highlights top-3 results, * highlights best results.

	PB (link)	C.ele (link)
GCN	0.332±0.041	0.487±0.026
GCN-A	0.783±0.008	0.796±0.026
GCN-O	0.911±0.025	0.838±0.021
PGNN-F	0.873±0.007	0.714±0.039
PGNN-E	0.870±0.006	0.695±0.053
AGNN-F	0.927±0.004	0.812±0.035
AGNN-E	0.910±0.009	0.757±0.029
GIR	0.577±0.039	0.543±0.027
GIR-A	0.938±0.004	0.863±0.024
GIR-O	0.943±0.003*	0.875±0.022*
GIR-MIX	0.920±0.005	0.790±0.035

performance at the best model with validation set, and the final results are reported over 20 runs with different random seeds on 5 random train/validation/test splits.

Experiments are taken on single NVIDIA Tesla V100-SXM2-16GB GPU. We use Adam optimizer for training, with learning rate of 0.01. Hyperparameters remain same for all models on one dataset. We use 3 layer model for all dataset; number of hidden units is set to 16 for C.elegans and 32 for PB.

Baelines We choose baselines from MPNNs and anchor based literature. We choose representative method GCN [9] as MPNN baseline, for a fair comparison, random walk laplacian is used instead of symmetric normalized laplacian used in the origin paper. PGNN and AGNN are chosen as anchor based baselines, PGNN learns global position by random select anchors before each run, while AGNN is a representative GNN method using fixed anchor. Two variants of PGNN and AGNN are considered: using truncated 2-hop shortest path distance (PGNN-E/AGNN-F) and using exact shorest path distance (PGNN-E/AGNN-E).

We take experiments for vanilla GIR and several variants: (1) GIR with multiple anchor set (GIR-MIX); (2) GIR with anchor labeling (GIR-A); (3) GIR with onehot node labeling (GIR-O). As a general trick, anchor labeling and onehot node labeling are also applied in MPNN baselines (GCN-A/GCN-O).

Results and analysis Results of the experiments are shown in table 1. With the same input feature, plain MPNN baseline failed to distinguish different nodes. With $\{\mathcal{A}\}$ -position-aware modeling ability, vanilla GIR get higher results, yet inferior to more powerful position aware model structure. More accurate positioning provided by GIR-MIX makes further improvement. Benefit by specially designed order-aware output layer and labeling trick, PGNN and AGNN get relatively higher results.

Anchor labeling improves results compared to base model by a large margin, this lends support to our statement for its high position aware ability. Note that node onehot labeling outperforms anchor labeling generally, we owe this to its extra positioning ability than use anchors only, this superiority will be degraded on larger scale graph for high dimension issue. Superior results are got by applying those node identifier labeling tricks on GIR, this demonstrate the power of our path information encoding structure.

5.2 Multi view fusion

Datasets and experimental setup We evaluate multi view fusion enhanced GIRs on ogbn-arxiv dataset from Open Graph Benchmark (OGB) [15], which is a citation network with 170k nodes and 1.2m edges. Following standard experimental setup of OGB, we use standard train/validation/test split and report final test results over 10 runs. The experiment focus on the effect of fusion strategy, we simply take GCN as baseline, and apply fusion strategy on GIR and GCN, ablation study on fusion model are also taken. Pretrained experts remain same for all two-stage model experimentings.

Table 2: Results for multi view fusion, measured in accuracy. Expert complementary (EC), and fusion effectiveness (FE) measurements are noted on fusion models.

Model	Acc(%)	EC(%)	FE(%)	Notes
GCN-3	72.22±0.14	—	—	3-layer GCN
GCN-5	72.29±0.19	—	—	another GCN with 5 layers for GCN-GCN
GIR-5	72.14±0.23	—	—	GIR with 5 layers
GCN-GCN	72.52±0.12	6.60±0.14	0.15±0.14	Fusion model for above two GCN experts
GCN-GIR	72.74±0.19	9.94±0.14	0.74±0.16	Two-stage training, with FWR
GCN-GIR-nf	72.23±0.11	11.91±0.60	0.79±0.16	Do not freeze modals on stage 2
GCN-GIR-nFWR	72.65±0.17	9.94±0.14	0.77±0.14	Two-stage training, without FWR
GCN-GIR-J	71.72±0.21	16.58±0.45	0.94±0.15	Joint training, use only fused loss
GCN-GIR-JA	72.47±0.10	10.90±0.11	0.71±0.14	Joint training, use also unimodal losses

Experiments are taken on single NVIDIA Tesla V100-SXM2-16GB GPU. We use LAMB optimizer [19] for training, which shows commonly superior results, with learning rate of 0.01. Number of hidden units is set to 256.

Measurements Apart from normally used test accuracy measurement, we note down metrics indicating the effect of multi view fusion, concretely, expert complementarity (EC) and fusion effectiveness (FE).

We use uni-expert complementarity of i -th expert EC_i to measure the difference between expert i and other experts, it is defined as the f1-score of the correction made by other experts, formally,

$$EC_i = \text{harmonic_mean}\left(\frac{|\mathcal{S}_i^F \cap \mathcal{S}_{\sim i}^T|}{|\mathcal{S}_i^F|}, \frac{|\mathcal{S}_i^F \cap \mathcal{S}_{\sim i}^T|}{|\mathcal{S}_{\sim i}^T|}\right) \quad (8)$$

where $\mathcal{S}_{i/\sim i}^{T/F}$ represents the set of (true/false) nodes by one of (i -th/except i -th) expert. Overall expert complementarity (EC) measures the difference of experts from the decision making perspective, it is defined as the arithmetic mean of uni-expert complementarities. Fusion effectiveness (FE) highlights the performance improvement compared with the best expert.

Results and analysis Experiment results are shown in table 2. The fusion strategy archives performance improvement for nearly all variants. Observe that GCN-GIR shows much higher EC compared with GCN-GCN, and get higher fusion improvement, this support our statement that GIRs learn different information with typical MPNNs. Variants in ablation study archive lower performance compared with GCN-GIR, this demonstrate the effectiveness of our fusion model. Note that for those model without frozen pretrained expert, higher ECs are got, also, joint training strategy without per expert learning objective (GCN-GIR-J) gets the highest EC but lowest performance, we ascribe these observations to the inconsistency of fusion results and uni-expert outputs, especially in graph data scenario, and the expert freeze strategy get higher performance by emphasizing the importance of each expert, and reducing the trainable parameters on fusion stage.

6 Conclusion

We propose Graph Inference Representation (GIRs), a new type of anchor based Graph Neural Network (GNNs), together with core variants, for learning node embeddings incorporating node positional information using path encoding. Theoretical and experimental results show that GIRs benefit position-aware graph learning. Also, GIRs embeddings could improve performance on typical MPNNs by providing complementary information with multi modal fusion techniques.

Acknowledgments and Disclosure of Funding

References

- [1] Robert Ackland et al. Mapping the us political blogosphere: Are conservative bloggers more prominent? In *BlogTalk Downunder 2005 Conference, Sydney*. BlogTalk Downunder 2005 Conference, Sydney, 2005.
- [2] John Arevalo, Thamar Solorio, Manuel Montes-y-Gómez, and Fabio A. González. Gated multimodal units for information fusion. In *ICLR (Workshop)*, 2017.
- [3] Tadas Baltrušaitis, Chaitanya Ahuja, and Louis-Philippe Morency. Multimodal machine learning: A survey and taxonomy. *IEEE transactions on pattern analysis and machine intelligence*, 41(2):423–443, 2018.
- [4] Justin Gilmer, Samuel S Schoenholz, Patrick F Riley, Oriol Vinyals, and George E Dahl. Neural message passing for quantum chemistry. In *International Conference on Machine Learning*, pages 1263–1272. PMLR, 2017.
- [5] William L. Hamilton, Rex Ying, and Jure Leskovec. Inductive representation learning on large graphs. In *NIPS*, 2017.
- [6] Kurt Hornik. Approximation capabilities of multilayer feedforward networks. *Neural networks*, 4(2): 251–257, 1991.
- [7] Robert A. Jacobs, Michael I. Jordan, Steven J. Nowlan, and Geoffrey E. Hinton. Adaptive mixtures of local experts. *Neural Computation*, 3(1):79–87, 1991.
- [8] M. Kaiser. Nonoptimal component placement, but short processing paths, due to long-distance projections in neural systems. *PLOS Computational Biology*, 2, 2006.
- [9] Thomas N. Kipf and Max Welling. Semi-supervised classification with graph convolutional networks. In *International Conference on Learning Representations (ICLR)*, 2017.
- [10] Pan Li, Yanbang Wang, Hongwei Wang, and Jure Leskovec. Distance encoding—design provably more powerful gnns for structural representation learning. 2020.
- [11] Chao Liu, Xinchuan Li, Dongyang Zhao, Shaolong Guo, Xiaojun Kang, Lijun Dong, and Hong Yao. A-gnn: Anchors-aware graph neural networks for node embedding. In *International Conference on Heterogeneous Networking for Quality, Reliability, Security and Robustness*, pages 141–153. Springer, 2019.
- [12] Z. Liu, Y. Shen, V. B. Lakshminarasimhan, P. P. Liang, A. Zadeh, and L. P. Morency. Efficient low-rank multimodal fusion with modality-specific factors. In *Proceedings of the 56th Annual Meeting of the Association for Computational Linguistics (Volume 1: Long Papers)*, 2018.
- [13] Sunil Nishad, Shubhangi Agarwal, Arnab Bhattacharya, and Sayan Ranu. GraphReach: Position-Aware Graph Neural Networks using Reachability Estimations. *arXiv:2008.09657 [cs, stat]*, September 2020. URL <http://arxiv.org/abs/2008.09657>. arXiv: 2008.09657.
- [14] Myung Seok Shim, Chenye Zhao, Yang Li, Xuchong Zhang, Wenrui Zhang, and Peng Li. Robust deep multi-modal sensor fusion using fusion weight regularization and target learning. *arXiv preprint arXiv:1901.10610*, 2019.
- [15] Marinka Zitnik Yuxiao Dong Hongyu Ren Bowen Liu Michele Catasta Jure Leskovec Weihua Hu, Matthias Fey. Open graph benchmark: Datasets for machine learning on graphs. *arXiv preprint arXiv:2005.00687*, 2020.
- [16] Chunyan Xu, Zhen Cui, Xiaobin Hong, Tong Zhang, Jian Yang, and Wei Liu. Graph inference learning for semi-supervised classification. In *International Conference on Learning Representations*, 2020. URL <https://openreview.net/forum?id=r1ev0hEKvH>.
- [17] Keyulu Xu, Weihua Hu, Jure Leskovec, and Stefanie Jegelka. How powerful are graph neural networks? In *International Conference on Learning Representations*, 2019. URL <https://openreview.net/forum?id=ryGs6iA5Km>.
- [18] Jiaxuan You, Rex Ying, and Jure Leskovec. Position-aware graph neural networks. In *International Conference on Machine Learning*, pages 7134–7143. PMLR, 2019.
- [19] Yang You, Jing Li, Sashank Reddi, Jonathan Hseu, Sanjiv Kumar, Srinadh Bhojanapalli, Xiaodan Song, James Demmel, Kurt Keutzer, and Cho-Jui Hsieh. Large batch optimization for deep learning: Training bert in 76 minutes. In *International Conference on Learning Representations*, 2020. URL <https://openreview.net/forum?id=Syx4wnEtvH>.

- [20] Z. Yu, J. Yu, J. Fan, and D. Tao. Multi-modal factorized bilinear pooling with co-attention learning for visual question answering. In *2017 IEEE International Conference on Computer Vision (ICCV)*, 2017.
- [21] M Zhang and Y Chen. Link prediction based on graph neural networks. In *Proceedings of the 32nd International Conference on Neural Information Processing Systems*, pages 5171–5181, 2018.