

Bayesian inference of an uncertain generalized diffusion operator*

T. Portone[†] and R.D. Moser[‡]

Abstract.

This paper defines a novel Bayesian inverse problem to infer an infinite-dimensional uncertain operator appearing in a differential equation, whose action on an observable state variable affects its dynamics. The operator is parametrized using its eigendecomposition, which enables prior information to be incorporated into its formulation. The Bayesian inverse problem is defined in terms of an uncertain, generalized diffusion operator appearing in an evolution equation for a contaminant’s transport through a heterogeneous porous medium. Limited observations of the state variable’s evolution are used as data for inference, and the dependence on the solution of the inverse problem is studied as a function of the frequency of observations, as well as on whether or not the data is collected as a spatial or time series.

Key words. Bayesian inference, uncertain operator, operator inference, anomalous diffusion

AMS subject classifications. 65C50, 65C60, 62F15

1. Introduction. In the past decade, a greater understanding of infinite-dimensional Bayesian inference has developed, but it has largely been in the context of inferring functions [6, 22]. On other fronts, Bayesian inference of operators has been considered in several contexts, but the problem is either finite-dimensional or can be recast as a field inversion problem. For instance, in [9], the kernel of a convolution operator was inferred along with an image in a blind deconvolution problem, converting operator inference to field inversion. Much work has focused on inference of the covariance matrix of a multivariate Gaussian distribution, for example to quantify uncertain measurement errors [3, 7]. These matrices are finite-dimensional and do not directly affect the dynamics of the state, only their presumed measurement error. Furthermore, in both of these examples, the operator is not affecting the dynamics of the problem. In [11], an operator affecting the state dynamics was inferred, but the operator was finite-dimensional.

Non-Bayesian methods for inferring an operator affecting state dynamics from observations of the state variable have recently been developed. For instance, in [15] the operators in a reduced-order model are inferred deterministically using data generated from a higher-fidelity model’s output, taken at a variety of times, locations and model parameter values. The types of operators in question appear in dynamical systems and are often discretizations of differential operators, but the inference is in a deterministic setting. In large part, the operator inference problems mentioned here focus on inferring the elements of a finite-dimensional operator’s matrix representation directly.

In contrast, this work casts inference problem in terms of an unknown linear operator’s eigendecomposition. A Bayesian inverse problem is defined to infer an infinite-dimensional differential operator’s spectrum using observations of the state variable whose dynamics it affects. A favorable property of defining the inverse problem using the eigendecomposition is that the dimensionality of the inverse problem is determined by the spectral content of the solution, not by the discretization of the problem, as is the case when inferring the matrix representation of the discretized operator. In [14, 23] an operator inference is formulated in terms of a differential operator, parametrizing

*Preprint submitted to arXiv.

Funding: The support of this work by the U.S. Department of Energy under contracts DE-SC0009286 and DE-SC0019303 is gratefully acknowledged.

[†]Optimization and Uncertainty Quantification, Sandia National Laboratories, Albuquerque, NM, 87123 (tportone@sandia.gov).

[‡]Oden Institute for Computational Engineering and Sciences, University of Texas at Austin (rmoser@oden.utexas.edu).

its symbol in Fourier space using a neural network. The problem formulations of [15, 14, 23] are most similar to the Bayesian inverse problem posed here, however all methods use the full space- and time-varying evolution of the state variable(s), possibly for multiple initial conditions and/or model parameterizations, to infer the unknown operator.

This work instead focuses on the case of limited data, where either a snapshot in time of the spatially-varying state, or a time-series observation of the state at a specific location is observed. Data sparsity is a common issue in realistic physical applications. This work is a first step in investigating the feasibility of inferring uncertain or unknown dynamics governing physical phenomena with limited observations. How the solution to the Bayesian inverse problem depends on the type of data (whether observations are a spatial series or a time series) and on the frequency of observations is explored. With limited data to constrain the operator, the need to encode prior information into its formulation is especially important. How prior information about physical realizability can be encoded in the operator’s form is demonstrated here.

The Bayesian inverse problem is focused on inferring an uncertain differential operator representing dispersion in a field-scale model of contaminant transport. Development of closure models for this phenomenon is an ongoing effort, so this work also has potential applications as a novel method of deriving such closures. While both practical and theoretical aspects of Bayesian inference of an infinite-dimensional operator must be explored, this work focuses on the practicalities of the problem. Conditions under which it is possible to parametrize the inference problem and challenges that arose during the process will be discussed.

1.1. Application problem description. When modeling a physical phenomenon, the first step is to bring reliable theory such as conservation laws to bear. Conservation laws generally contain unclosed terms for which models must be introduced to close the equations. Often the correct form for such closure models is unknown, given the information available to the modeler. This paper recasts the closure problem as a Bayesian inverse problem, where the closure model is represented as an uncertain operator acting on the state variable.

The application problem studied for this work is field-scale transport of a contaminant through a heterogeneous porous medium. For the purposes of this discussion, the 2D advection-diffusion equation is considered an accurate representation of the relevant physics, with the velocity governed by Darcy’s law and assumed incompressible in a medium with uniform porosity. The governing equations are thus

$$(1.1) \quad \frac{\partial c(\mathbf{x}, t)}{\partial t} + \nabla \cdot (\mathbf{u}(\mathbf{x})c(\mathbf{x}, t)) = \nu_p \nabla^2 c(\mathbf{x}, t),$$

$$(1.2) \quad \nabla \cdot (\mathbf{u}) = 0,$$

$$(1.3) \quad \mathbf{u}(\mathbf{x}) = -\kappa(\mathbf{x})\nabla p(\mathbf{x}),$$

where c is the concentration field of the contaminant; \mathbf{u} is the velocity; ν_p represents pore-scale diffusivity; $\kappa(\mathbf{x})$ represents permeability, a measure of how easily fluid travels through the medium; and p is the pressure field. All parameters, initial and boundary conditions are assumed known except for κ . Because the velocity depends on κ through Darcy’s law, the permeability indirectly determines the transport of the contaminant. If κ were known throughout the entire computational domain, the transport of the contaminant would be completely predictable.

In realistic problems, the structure of a permeability field is not available over the entire span of the domain due to limitations in sensing technology. Instead, it is possible to collect samples of the porous medium and study small sections of the domain in a laboratory. Viewing the permeability as a random field, the samples may be used to determine a mean and correlation structure. Assuming κ is statistically homogeneous—that is, that its statistics do not depend on absolute location—the

statistics determined in the lab are representative of its statistics over the whole domain. Thus, although the detailed behavior of the permeability field is not known, its statistics, and those of the velocity and other quantities that depend on it, can still be predictable.

It is common practice to make such assumptions and perform statistical averaging to derive an equation for the transport of the mean contaminant concentration field [1], and this approach is taken here. Additionally, depthwise (y -direction) averaging is performed for two reasons. First, although the evolution of the contaminant is assumed to occur in 2D, observations of the contaminant are limited to a depthwise average due to mixing that occurs when drawing fluid from a well for measurement. Second, the depthwise variation of the contaminant's concentration is not generally the relevant quantity of interest; of more concern is when the average depthwise concentration of the contaminant exceeds a safe threshold downstream of some contaminant source.

To obtain a set of equations for the statistically- and spatially-averaged concentration, let

$$\langle f(x, y) \rangle \equiv \frac{1}{L_y} \int_0^{L_y} \mathbb{E}_\kappa [f(x, y)] dy$$

for a random field f , where \mathbb{E}_κ signifies an expectation over the probability space of κ . The random field f can thus be written as the sum of its mean and its deviation from that mean:

$$f = \langle f \rangle + f'.$$

Substituting this decomposition of c and $\mathbf{u} = [u, v]$ into the high-fidelity equations (1.1) and (1.2) and applying the averaging operator to the equations gives

$$\begin{aligned} \frac{\partial \langle c \rangle}{\partial t} + \langle u \rangle \frac{\partial \langle c \rangle}{\partial x} + \frac{\partial \langle u'c' \rangle}{\partial x} &= \nu_p \frac{\partial^2 \langle c \rangle}{\partial x^2}, \\ \langle c \rangle(0, t) &= \langle c \rangle(L_x, t), \\ \langle c \rangle(x, 0) &= c_0(x). \end{aligned} \tag{1.4}$$

Note that $\langle c \rangle$ is assumed periodic with period L_x , which is a valid approximation provided the velocity fluctuations are homogeneous with correlation lengths small compared to the period, and the contaminant is confined to a region that is small compared to the period. Furthermore, $\langle u \rangle$ is constant, since by continuity

$$0 = \frac{\partial \langle u \rangle}{\partial x} + \frac{\partial \langle v \rangle}{\partial y} = \frac{\partial \langle u \rangle}{\partial x}.$$

This system of equations is exact but unclosed because of the second-order fluctuating term $\langle u'c' \rangle$. This term is often called the dispersive flux, and $\partial \langle u'c' \rangle / \partial x$ is herein called dispersion. A typical closure model for $\langle u'c' \rangle$ is gradient diffusion [1]. However, it is well known that gradient diffusion is an inadequate model for field-scale transport through heterogeneous media, which exhibits anomalous diffusion [10, 24, 12].

1.2. Uncertain operator as closure model. As an alternative to gradient diffusion, here we pursue the Bayesian inference of an uncertain operator acting on $\langle c \rangle$ to represent dispersion, defined such that

$$\mathcal{L} \langle c \rangle = - \frac{\partial \langle u'c' \rangle}{\partial x}. \tag{1.5}$$

Because \mathcal{L} acts on $\langle c \rangle$ and appears in its evolution equation, it affects the dynamics of the mean evolution. The aim of this work is to assess the feasibility of inferring \mathcal{L} using only observations of $\langle c \rangle$ at varying locations and times.

To enable inference and to encode prior information in the operator's form, \mathcal{L} is parametrized by its eigendecomposition, and relevant physical constraints are enforced on its eigenfunctions and eigenvalues in [Section 2](#). Remaining uncertainties in the operator's parametrization are represented using prior distributions, discussed in [Section 3](#). In [Section 4](#), Bayesian inference is performed using data generated from a model for which the operator's form is known *a priori* to assess the feasibility of inferring the operator from data. Based on the findings of [Section 4](#), in [Section 5](#) the operator is inferred using sample statistics of $\langle c \rangle$ computed from solutions of the detailed model (1.1)-(1.3). The validity of the inferred operator as a closure model for $\partial \langle u'c' \rangle / \partial x$ is also assessed. Finally, conclusions and future work are discussed in [Section 6](#).

2. Uncertain operator formulation. First, deterministic constraints on the operator's form are imposed to encode prior information and to enable inference via the operator's parametrization. These constraints are based on physical and mathematical characteristics of the problem that should not be violated by the introduction of the uncertain operator. For instance, the mean advection-diffusion equation is linear in $\langle c \rangle$. It is also shift-invariant because of the statistical homogeneity of the underlying medium. Finally, it is an expression of conservation of mass. The deterministic formulation of \mathcal{L} must be defined to respect these constraints.

To respect linearity in $\langle c \rangle$, \mathcal{L} is defined to be a linear operator. Substituting (1.5) into the mean evolution equation for $\langle c \rangle$ yields the system

$$(2.1) \quad \begin{aligned} \frac{\partial \langle c \rangle}{\partial t} + \langle u \rangle \frac{\partial \langle c \rangle}{\partial x} &= \nu_p \frac{\partial^2 \langle c \rangle}{\partial x^2} + \mathcal{L} \langle c \rangle, \quad x \in (0, L_x), \\ \langle c \rangle(0, t) &= \langle c \rangle(L_x, t), \\ \langle c \rangle(x, 0) &= c_0(x). \end{aligned}$$

Because \mathcal{L} is linear and defined on a finite domain, it can be specified by its eigenvalues and eigenfunctions, λ_k and f_k , $k \in \mathbb{Z}$. Assuming its eigenfunctions form a basis for the solution space of (2.1), its action on $\langle c \rangle$ can be expressed as

$$(2.2) \quad \mathcal{L} \langle c \rangle = \sum_{k=-\infty}^{\infty} \lambda_k c_k f_k,$$

where c_k are the expansion coefficients of $\langle c \rangle$. This parametrization enables further constraints to be applied to \mathcal{L} via λ_k and f_k .

The second constraint is shift invariance, which means \mathcal{L} must commute with the spatial shift operator $\mathcal{S}_{x'} f(x) = f(x + x')$ for all x' . The solution space of (2.1) is the set of continuously-differentiable periodic functions on the bounded domain $[0, L_x]$. On this domain the shift operator's eigenfunctions are the Fourier modes, $\exp(ia_k x)$, where $a_k = 2\pi k/L_x$, $k \in \mathbb{Z}$. This implies that the Fourier modes are the eigenfunctions of \mathcal{L} as well, since operators that commute share eigenfunctions. Let the Fourier coefficients of $\langle c \rangle$ be denoted $\langle \hat{c}_k \rangle$ (note that the averaging operator is applied to the coefficients because it commutes with the Fourier transform). Then the action of \mathcal{L} on $\langle c \rangle$ can be expressed in a Fourier series as

$$\mathcal{L} \langle c \rangle = \sum_{k=-\infty}^{\infty} \lambda_k \langle \hat{c}_k \rangle \exp(ia_k x), \quad a_k \equiv \frac{2\pi k}{L_x}.$$

Since the eigenfunctions of \mathcal{L} are known, only its eigenvalues λ_k are uncertain and are constrained further. The advection-diffusion equation is a statement of mass conservation, so λ_k must

be defined so that \mathcal{L} 's action does not add mass to the system. Then

$$\begin{aligned}
0 &= \frac{d}{dt} \int_0^{L_x} \langle c \rangle dx \\
&= \int_0^{L_x} \frac{\partial \langle c \rangle}{\partial t} dx \\
&= \int_0^{L_x} \nu_p \frac{\partial^2 \langle c \rangle}{\partial x^2} + \mathcal{L} \langle c \rangle - \langle u \rangle \frac{\partial \langle c \rangle}{\partial x} dx \\
&= \sum_{k=-\infty}^{\infty} \int_0^{L_x} (-\nu_p a_k^2 + \lambda_k - \langle u \rangle i a_k) \langle \hat{c}_k \rangle e^{i a_k x} dx \\
&= \lambda_0 \langle \hat{c}_0 \rangle,
\end{aligned}$$

where all integrals in the sum are zero besides $k = 0$ because of periodicity. Thus it is sufficient to require $\lambda_0 = 0$ to conserve mass.

Additional constraints based on expected physical behavior can also be imposed. For instance, solutions of this physical system are known to decay spatially with time to a uniform $\langle c \rangle \equiv \langle \hat{c}_0 \rangle$ as the contaminant is diffused throughout the domain. To ensure this behavior it is sufficient to require $|\langle \hat{c}_k \rangle|$ decay with time $\forall k \neq 0$. The Fourier coefficients of the solution $\langle c \rangle$ to (2.1) are

$$\langle \hat{c}_k \rangle(t) = \langle \hat{c}_k \rangle(0) \exp \left((-\nu_p a_k^2 + \lambda_k - \langle u \rangle i a_k) t \right), \quad k \in \mathbb{Z}.$$

Separating this into its real and imaginary parts yields

$$\langle \hat{c}_k \rangle(t) = \langle \hat{c}_k \rangle(0) \exp \left((-\nu_p a_k^2 + \Re[\lambda_k]) t + i (\Im[\lambda_k] - \langle u \rangle a_k) t \right), \quad k \in \mathbb{Z}.$$

Only the real part of the argument in the exponential affects the coefficients' magnitude, so

$$|\langle \hat{c}_k \rangle(t)| = |\langle \hat{c}_k \rangle(0)| \exp \left((-\nu_p a_k^2 + \Re[\lambda_k]) t \right).$$

Then it is sufficient to require that

$$(2.3) \quad -\nu_p a_k^2 + \Re[\lambda_k] \leq 0$$

to guarantee the solution fluctuations will not grow with time.

An additional property of this system is that the mean concentration should be propagated downstream. The imaginary part of the operator affects the advection of $\langle c \rangle$, which can be seen by rearranging the evolution equation of $\langle \hat{c}_k \rangle$:

$$\frac{\partial \langle \hat{c}_k \rangle}{\partial t} + i \left(\langle u \rangle a_k - \Im[\lambda_k] \right) \langle \hat{c}_k \rangle = \left(-\nu_p a_k^2 + \Re[\lambda_k] \right) \langle \hat{c}_k \rangle.$$

The velocity at which Fourier mode k propagates is $\langle u \rangle - \Im[\lambda_k]/a_k$, so to guarantee downstream propagation for all wavenumbers it is sufficient to require

$$(2.4) \quad \langle u \rangle a_k - \Im[\lambda_k] > 0.$$

To this point the physical constraints placed on the operator resulted in simple constraints on its structure that were easy to impose. A further constraint on \mathcal{L} is that $\langle c \rangle$ must remain positive. Determining a constructive constraint to enforce this property is challenging. The typical approach

of reformulating the problem in terms of the $\log \langle c \rangle$ makes the governing equations nonlinear, which precludes the use of the eigenfunction expansion of $\langle c \rangle$ to parametrize the action of \mathcal{L} . Conditions on the Fourier expansion of a function to guarantee positivity, a likely means of deriving such constraints for \mathcal{L} , are an open area of inquiry. Due to these challenges a positivity constraint was not enforced here.

Note that \mathcal{L} should exactly represent the effects of dispersion on the evolution of $\langle c \rangle$, since, by definition,

$$\mathcal{L} \langle c \rangle = -\frac{\partial \langle u'c' \rangle}{\partial x}.$$

In terms of the Fourier series solution of $\langle c \rangle$, this equates to $\lambda_k \langle \hat{c}_k \rangle = -(ia_k) \langle \widehat{(u'c')}_k \rangle$. Solving for λ_k yields

$$\lambda_k = \frac{-(ia_k) \langle \widehat{(u'c')}_k \rangle}{\langle \hat{c}_k \rangle}.$$

Because the evolution of $\langle c \rangle$ depends on $\langle u'c' \rangle$ and therefore the dynamics of the fluctuations, an exact representation would in general require time dependence in λ_k . This time dependence cannot be recovered directly, however, because $\langle u'c' \rangle$ cannot be observed. For this initial study, λ_k are assumed constant in time for simplicity. It should be noted that this assumption induces inadequacy in the formulation, which will limit its ability to successfully extrapolate in time. This completes the deterministic formulation of \mathcal{L} used in this work.

3. Bayesian inference problem specification. In [Section 2](#), the uncertain operator \mathcal{L} was parametrized by its eigenvalues and eigenfunctions, and its eigenfunctions were determined to be the Fourier modes. The only remaining uncertainty in \mathcal{L} is in its eigenvalues λ_k , for which a Bayesian inverse problem will be defined. Observations of the mean concentration $\langle c \rangle$ at different times and locations constitute the data for the inverse problem. How many eigenvalues can be inferred, and how precisely, is assessed as a function of the frequency of observation and as a function of whether observations are collected in a time series or across the spatial domain. Samples of the posterior distribution are generated using Markov Chain Monte Carlo (MCMC).

Let the right-hand side of [\(2.1\)](#) be denoted \mathcal{D} so that

$$(3.1) \quad \mathcal{D} \langle c \rangle \equiv \left(\nu_p \frac{\partial^2}{\partial x^2} + \mathcal{L} \right) \langle c \rangle.$$

The uncertainty of \mathcal{L} induces uncertainty in \mathcal{D} , whose eigenvalues are denoted μ_k . As discussed in [Section 2](#), the eigenfunctions of \mathcal{D} are the Fourier modes because of the shift invariance of \mathcal{L} and the second derivative. The eigenvalues of \mathcal{D} are therefore given by

$$(3.2) \quad \mu_k = -\nu_p a_k^2 + \lambda_k,$$

so that inference of μ_k is equivalent to inference of λ_k .

Inference will be formulated in terms of μ_k for two reasons. First, it is simpler to enforce the constraint $\Re[\mu_k] \leq 0$ to guarantee that $|\langle \hat{c}_k \rangle|$ decay with time, as discussed in [Section 2](#). Second, it will allow for direct comparison with another popular model of contaminant transport through heterogeneous media, the fractional advection-diffusion equation (FRADE) [\[2, 19\]](#). Given the parametrization of the uncertain operator using its eigendecomposition [\(2.2\)](#), the goal is to infer

the uncertain eigenvalues of \mathcal{D} , which forms the right-hand side of a generalized diffusion equation:

$$(3.3) \quad \begin{aligned} \frac{\partial \langle c \rangle}{\partial t} + \langle u \rangle \frac{\partial \langle c \rangle}{\partial x} &= \mathcal{D} \langle c \rangle, \\ \langle c \rangle(0, t) &= \langle c \rangle(L_x, t), \\ \langle c \rangle(x, 0) &= c_0(x). \end{aligned}$$

3.1. Prior specification. Prior distributions are defined on the real and imaginary parts of μ_k , and their posterior distributions are inferred using observations of $\langle c \rangle$ in a Bayesian inverse problem. Because $\langle c \rangle$ is real, its Fourier coefficients are conjugate symmetric; that is, $\langle \hat{c}_{-k} \rangle = \overline{\langle \hat{c}_k \rangle}$, where $\overline{(\cdot)}$ represents the complex conjugate. As a result, the action of \mathcal{D} on $\langle c \rangle$ can be expressed using just the eigenvalues associated with positive wavenumbers:

$$\mathcal{D} \langle c \rangle = 2 \Re \left[\sum_{k=1}^{\infty} \langle \hat{c}_k \rangle \mu_k \exp(ia_k x) \right],$$

where the series is indexed from 1 because $\mu_0 = 0$ to conserve mass. An upper bound on the number of eigenvalues to be inferred is N_k , the number of terms in a similar Fourier expansion needed to resolve the initial condition $c_0(x)$. This is because the Fourier coefficients of $\langle c \rangle$ decay with increasing k and time, so the number of terms needed to resolve $\langle c \rangle$ will never exceed those required to resolve c_0 . It should be noted that for problems that exhibit this property, the dimensionality of the inverse problem for the operator is determined by the spectral content of the solution, not by the discretization of the problem, as it would be if the discretized values of the operator were inferred directly.

The prior distributions for the real and imaginary parts of the eigenvalues of \mathcal{D} are defined using the deterministic constraints discussed in [Section 2](#) and considerations of what values they would plausibly take. For the real part of the eigenvalues, recall that $\Re[\mu_k] \leq 0$ to ensure $|\langle \hat{c}_k \rangle|$ decay with time. This is a hard upper bound for the real parts that cannot be violated. A plausible lower bound for the real parts is determined by observing that the value of an eigenvalue cannot be inferred from the data if the corresponding Fourier mode is too rapidly damped. The plausible lower bound is therefore set as the eigenvalues of a diffusion operator with diffusion coefficient ν_{max} that ensures that at least the lowest wavenumber Fourier coefficient does not decay by more than some factor A in magnitude while propagating the length of the domain L_x at the velocity $\langle u \rangle$. In this case, the value of ν_{max} is given by

$$(3.4) \quad \nu_{max} = \frac{L_x \langle u \rangle \ln A}{4\pi^2}.$$

For the values of L_x and $\langle u \rangle$ used in [Sections 4](#) and [5](#) ($L_x = 4$, $\langle u \rangle = 1$) and $A = 10^{10}$ one obtains $\nu_{max} \approx 2.5$, which is used to define the priors below. The posteriors determined in [Sections 4](#) and [5](#) are dominated by the likelihood, so the plausible lower bounds defined here have no impact on the inference.

The imaginary parts of μ_k are identical to those of λ_k , so they must satisfy the same condition to guarantee downstream propagation for this problem:

$$\langle u \rangle a_k - \Im[\mu_k] > 0 \implies \Im[\mu_k] < \langle u \rangle a_k.$$

This is a hard upper bound on the imaginary parts of the eigenvalues. A plausible lower bound of $\Im[\mu_k] \geq -\langle u \rangle a_k$ is imposed. This bound implies the contribution to transport from dispersion will be less than or equal to the contribution from advection, which is expected in practice. As with

the plausible bound for the real parts of the eigenvalues, the prior is dominated by the likelihood in the posterior, so this specification was determined not to have an effect on the results.

For both the real and imaginary parts of the eigenvalues a hard bound is specified on one side of the domain, while a plausible bound has been placed on the other. The hard bound should not be violated, while there is no physical reason that an eigenvalue cannot go outside the plausible bounds that have been set, though exceeding the bounds is considered improbable. To reflect this state of knowledge, the prior distributions for the real and imaginary parts will be defined as exponential distributions, with the hard bounds corresponding to the lower bound of the exponential distribution and the plausibility bounds used to define the scaling coefficients.

Let $\Re[\mu_k] \equiv R_k$. The bounds on R_k are $-\nu_{max}a_k^2 \lesssim R_k < 0$, where the \lesssim denotes the plausible bound. The negative real parts $-R_k$ are then represented using the exponential distribution:

$$p(-R_k) = \exp(-(-R_k)/\beta_k) / \beta_k.$$

The scaling coefficients β_k are defined so that 95% of the probability mass for each $-R_k$ falls between 0 and $\nu_{max}a_k^2$. This is done using the CDF of $-R_k$, $P(-R_k) = 1 - \exp(-(-R_k)/\beta_k)$:

$$\begin{aligned} 0.95 &= P(-(-\nu_{max}a_k^2)) = 1 - \exp\left(-\frac{\nu_{max}a_k^2}{\beta_k}\right) \\ &\Downarrow \\ \beta_k &= -\nu_{max}a_k^2 / \ln 0.05. \end{aligned}$$

The negative real parts are bounded from below by zero. This can harm mixing for MCMC algorithms that employ Gaussian proposal distributions, which can generate many samples outside the parameter domain. To avoid the bound, the transformed variables $r_k = \log(-R_k)$ were inferred instead. Their prior distributions can be computed analytically using a variable transformation and are defined as

$$\begin{aligned} r_k &= \log(-R_k), \\ (3.5) \quad p(r_k) &= \frac{\exp(-e^{r_k}/\beta_k + r_k)}{\beta_k}, \end{aligned}$$

where β_k are the same as for the distributions of R_k . This prior distribution and the distribution of $-R_1$ is shown in [Figure 1](#) for reference.

Let $\Im[\mu_k] \equiv I_k$. The bounds on I_k are $-\langle u \rangle a_k \lesssim I_k < \langle u \rangle a_k$, where again \lesssim denotes the plausible bound. To derive a variable that is consistent with the exponential distribution, let $U_k = \langle u \rangle a_k - I_k$. Then $0 < U_k \leq 2 \langle u \rangle a_k$, and the scaling coefficients of the exponential distribution are defined so that 95% of the probability mass falls between these bounds as was done for $-R_k$. To avoid the hard lower bound on U_k the transformed variables $u_k = \log(U_k)$ were inferred instead.

Inference of the parameters $\Theta \equiv [r_1, r_2, \dots, u_1, u_2, \dots]$ is performed. The real and imaginary parts of the eigenvalues are then recovered using the transformations

$$\begin{aligned} (3.6) \quad R_k &= -e^{r_k}, \\ I_k &= \langle u \rangle a_k - e^{u_k}. \end{aligned}$$

All parameters are assumed independent, so the infinite-dimensional prior density is defined as

$$p(\Theta) \equiv \prod_{k=1}^{\infty} p(r_k)p(u_k).$$

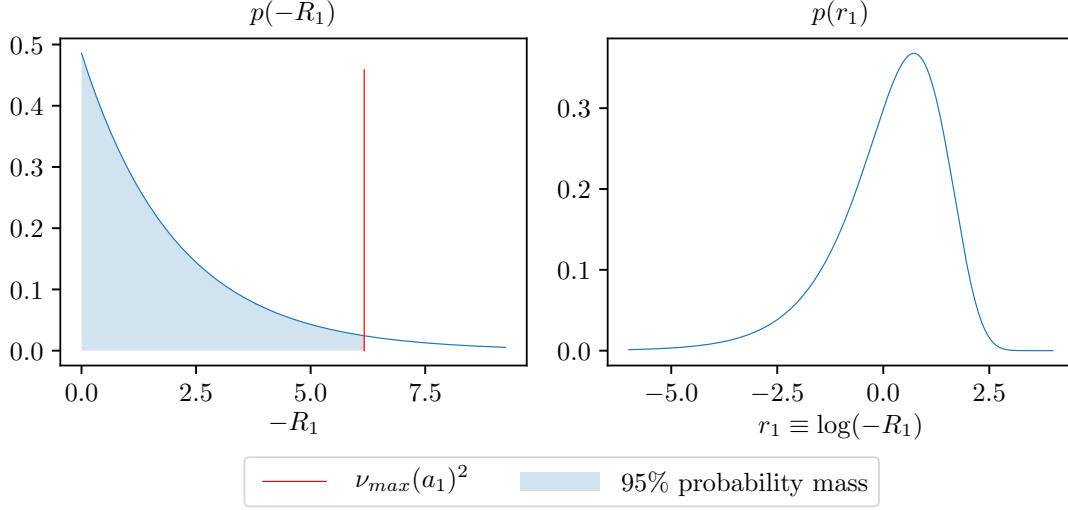


Figure 1: The prior distribution for $-R_1$ and r_1 .

Recall, however, that the number of inferred eigenvalues is limited to at most N_k , where N_k is the number of Fourier modes required to resolve the Fourier expansion of the initial condition. The truncated version of the prior is thus defined as

$$(3.7) \quad p(\Theta) \equiv \prod_{k=1}^K p(r_k)p(u_k),$$

where $K \leq N_k$. K is determined by a global sensitivity analysis, described in [Subsection 3.3](#).

3.2. Likelihood specification. Several data sets will be considered, but in all cases an additive, normally-distributed measurement error is assumed. The data model is denoted

$$d_i = \langle c \rangle(x_i, t_i; \Theta) + \epsilon_i, \quad i = 1, \dots, N_{obs}, \quad \epsilon_i \sim \mathcal{N}(0, \Sigma),$$

where Σ is the measurement error covariance matrix. Then the likelihood is defined as

$$(3.8) \quad p(\mathbf{d}|\Theta) = \frac{\exp\left(-\frac{1}{2}\|\mathbf{d} - \langle \mathbf{c} \rangle\|_{\Sigma^{-1/2}}^2\right)}{(2\pi)^{N_{obs}/2}|\Sigma|^{-1/2}}.$$

3.3. Inference implementation. Before inference a global variance-based sensitivity analysis is performed to determine to which eigenvalues $\langle c \rangle$ is most sensitive [21, 17, 18]. The sensitivity is assessed by computing the Sobol' total-effect index, a measure of the contribution to variance in $\langle c \rangle$ from varying an eigenvalue alone as well as from its variation along with other eigenvalues. Any eigenvalues whose Sobol total-effect indices exceed a heuristic threshold are included in the inference, and the rest are fixed at a reasonable value as described below. This heuristic threshold was determined by studying mixing of Markov chains at different threshold values and selecting the value that produced the best mixing. The sensitivity analysis is performed using the Python software package SALib [5].

To generate samples of the posterior distributions of the eigenvalues using Markov Chain Monte Carlo (MCMC), the Delayed Rejection Adaptive Metropolis (DRAM) algorithm [4], implemented

in Version 1 of the MIT UQ Library (MUQ1) [13], is used. The starting point of the Markov chain is determined by performing two deterministic optimizations, also using MUQ. The first optimization is performed with the assumption that \mathcal{D} is of the form

$$\mathcal{D} = \nu \frac{\partial^\alpha}{\partial x^\alpha},$$

and ν, α are optimized to maximize the likelihood density. The second optimization is initialized at the solution to the first optimization and relaxes the assumption on the form of \mathcal{D} , optimizing over r_k and u_k to maximize the posterior. Only the eigenvalues to which $\langle c \rangle$ is sensitive are optimized and included in the Bayesian inference. To ensure the uninferred eigenvalues are set at reasonable values, they are fixed at the solution of the first optimization. By fixing the insensitive eigenvalues at those of the fractional derivative, the Bayesian inference can be interpreted as finding a correction to the fractional derivative for the sensitive eigenvalues.

3.4. Analysis of MCMC results. Chains of length 3×10^5 were run, and the first 1×10^5 samples were discarded as burn-in for each of the cases discussed. The Kullback-Leibler divergence (DKL or KL divergence) is a natural measure of how much information was gained through inference [8], since it is a measure of how different two probability distributions are from each other. Of interest for this work is the KL divergence between the marginal prior and posterior for each parameter, since this will provide an assessment of how much information is gained about the eigenvalues as a function of k . The DKL between prior and posterior for a single parameter Θ_k is defined as

$$D\left(p(\Theta_k|\mathbf{d}) \parallel p(\Theta_k)\right) = \int \ln\left(\frac{p(\Theta_k|\mathbf{d})}{p(\Theta_k)}\right) p(\Theta_k|\mathbf{d}) d\Theta_k.$$

Larger values of KL divergence indicate greater information gain between posterior and prior.

If an analytical expression for the marginal posterior were available, this integral could be approximated using Monte Carlo integration by

$$D\left(p(\Theta_k|\mathbf{d}) \parallel p(\Theta_k)\right) \approx \frac{1}{N_s} \sum_i^{N_s} \ln\left[p\left(\Theta_k^{(i)}|\mathbf{d}\right)\right] - \ln\left[p\left(\Theta_k^{(i)}\right)\right], \quad \Theta_k^{(i)} \sim p(\Theta_k|\mathbf{d}),$$

where N_s is the number of samples used in the sample mean. Because an analytical expression is unavailable, an approximation of the posterior distribution must be provided. It is common to approximate the posterior using a Kernel-Density Estimate (KDE) approximation [20], built using samples from the posterior generated using MCMC. However, in this case, MCMC samples of the posterior indicate a nearly-Gaussian posterior so a Gaussian approximation was used. The KL divergence between a single parameter Θ_i 's marginal posterior and prior is thus approximated by

$$(3.9) \quad D\left(p(\Theta_k|\mathbf{d}) \parallel p(\Theta_k)\right) \approx \frac{1}{N_s} \sum_{i=1}^{N_s} \ln\left[p_{GA}\left(\Theta_k^{(i)}|\mathbf{d}\right)\right] - \ln\left[p\left(\Theta_k^{(i)}\right)\right], \quad \Theta_k^{(i)} \sim p(\Theta_k|\mathbf{d}),$$

where p_{GA} denotes a Gaussian approximation.

4. Case 1: Data from Fractional Advection-Diffusion Equation. To study how successful Bayesian inference can be in the case where \mathcal{D} could exactly represent the underlying operator, data was generated using a 1D fractional advection-diffusion equation (FRADE), defined as

$$(4.1) \quad \begin{aligned} \frac{\partial \langle c \rangle}{\partial t} + \langle u \rangle \frac{\partial \langle c \rangle}{\partial x} &= \nu \frac{\partial^\alpha \langle c \rangle}{\partial x^\alpha}, \quad x \in (0, 4), \quad \alpha \in [1, 2] \\ \langle c \rangle(0, t) &= \langle c \rangle(4, t), \\ \langle c \rangle(x, 0) &= \exp\left(-\frac{(1-x)^2}{2\beta^2}\right) \quad \text{with } \beta = 0.1. \end{aligned}$$

The data used for inference in this section was taken from a solution of (4.1) with $\langle u \rangle = 1$, $\alpha = 1.5$, and $\nu = 0.05$. Fractional PDEs can be seen as limiting forms to solutions of continuous-time-random-walk models, which are popular representations of anomalous diffusion in heterogeneous porous media [2]. An example of the time evolution of the concentration field generated from this model is shown in Figure 2. In this case it is known *a priori* that the true eigenvalues of \mathcal{D} are

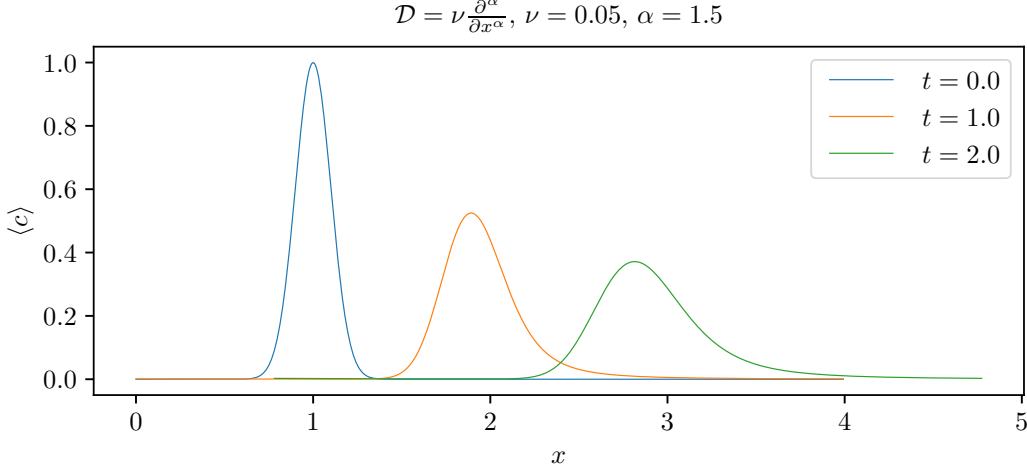


Figure 2: The evolution of a Gaussian initial condition with the FRADE at $t = 1$ and $t = 2$, or $1/4$ and $1/2$ of a flowthrough time, respectively.

$\mu_k = \nu(ia_k)^\alpha$, making it possible to study if the true values are recovered in different data scenarios.

4.1. Likelihood. Data was generated by sampling the FRADE solution over a range of times and locations. Random noise distributed according to $\mathcal{N}(0, \sigma^2)$ was added to the model evaluations to simulate measurement error. The measurement standard deviation of $\sigma = 0.005$ corresponding to a 1% standard error in the maximum concentration $\langle c \rangle = 1$ was used, making the form of the likelihood

$$p(\mathbf{d}|\Theta) = \frac{1}{(2\pi\sigma^2)^{N/2}} \exp\left(-\frac{1}{2\sigma^2} \|\mathbf{d} - \langle \mathbf{c} \rangle\|_2^2\right), \quad \sigma = 0.005.$$

4.2. Results. The eigenvalues of \mathcal{D} were inferred using spatial- and time-series data with 32, 64, or 512 observations, taken at regular intervals across the entire spatial domain, or in time from $t = 0$ to 4, which is the time required to advect the length of the domain at velocity $\langle u \rangle = 1$. In both cases, the entirety of the pulse and its tails was observed.

Global variance-based sensitivity analysis was performed to determine how many eigenvalues to infer for each data scenario. The number of eigenvalues whose Sobol indices exceeded the tolerance of 10^{-4} for each scenario are reported in Table 1. The number of sensitive eigenvalues did not depend on the number of observations taken over the range investigated (from 32 to 512), so only the observation location or time for time-series or spatial-series data is reported. The decay of higher wavenumber coefficients in the Fourier series solution of $\langle c \rangle$ as a function of time mean that an upper bound on the number of possibly sensitive eigenvalues is set by the number of modes initially excited in the initial condition. For the initial condition specified in Equation (4.1), the first 47 modes were excited. Additionally, the decay of coefficients with time means that the number of

Spatial series		Time series	
Observation time	# sensitive eigenvalues	Observation location	# sensitive eigenvalues
0.5	10	2.0	5
1.0	8	3.0	5
2.0	7	4.0	5

Table 1: The number of sensitive eigenvalues for different data scenarios, with data drawn from solutions of the FRADE (4.1) with $\alpha = 1.5$ and $\nu = 0.05$. Observations are equally spaced in space or time, over the whole spatial domain or over $t \in [0, 4]$.

modes that remain excited and thus the eigenvalues to which $\langle c \rangle$ is sensitive will decay accordingly. This is demonstrated by the spatial-data cases, where the number of sensitive eigenvalues decreased with increasing time. Cases with spatial data observed at a single time were sensitive to more eigenvalues than cases with time-series data observed at a single location. The maximum number of eigenvalues that were informed over all the cases considered was 10, significantly fewer than the number of initially excited modes in the initial condition.

KL divergences of the posterior relative to the prior for inference using spatial-series data are presented in Figure 3 and Figure 4. In the case of Figure 3, the frequency of observation was varied. In the case of Figure 4, the time at which the data was collected was varied. As shown in Figure 3, increased frequency of observation in the spatial domain led to higher information gain in the eigenvalues that were informed by the data, as indicated by a higher KL divergence. The number of eigenvalues that were informed by the data depended on the time at which the spatial observations were made, as seen in Figure 4. For successively later times, the solution was sensitive to fewer and fewer eigenvalues. It is interesting to note that the information gain for the lowest-frequency eigenvalues increases with later observation times, but that the decay in the KL divergence as a function of k was more rapid for later observations. The more rapid decay for later observations is not surprising, since the timescales on which the Fourier modes are dampened varies inversely with their wavenumber. The more rapid damping of high wavenumber modes makes them more difficult to observe at later times. Conversely, the lowest wavenumbers evolve slowly, which makes their evolution more difficult to observe at early times. This is presumably why the KL divergence for the lowest wavenumber modes increases with observation time.

It is infeasible in realistic applications to have abundant spatial observations of the concentration field, since obtaining data from each location would require the creation of a different well. Instead it is more likely that one would have access to time-series observations of concentration at a limited number of locations. To reflect this, time-series data at one location was also used in the Bayesian inference of the eigenvalues.

Each time series of $\langle c \rangle$ observations was sensitive to only the first 5 eigenvalues of \mathcal{D} . The time-series data may be sensitive to fewer eigenvalues than the spatial-series data because higher wavenumber modes are more rapidly damped, so that only data from the early times in the time series are sensitive to them. Once again, increased frequency of observation increased information gain for the informed eigenvalues, as shown in Figure 5. The information gain was less sensitive to the location at which the time-series data was collected than it was to the time at which spatial-series data was collected, as shown in Figure 6. This may be due to the observation locations not being far enough apart to significantly change the information available from the time series. While fewer eigenvalues were informed by time-series data than by spatial-series data, the information gain in those that were informed is similar.

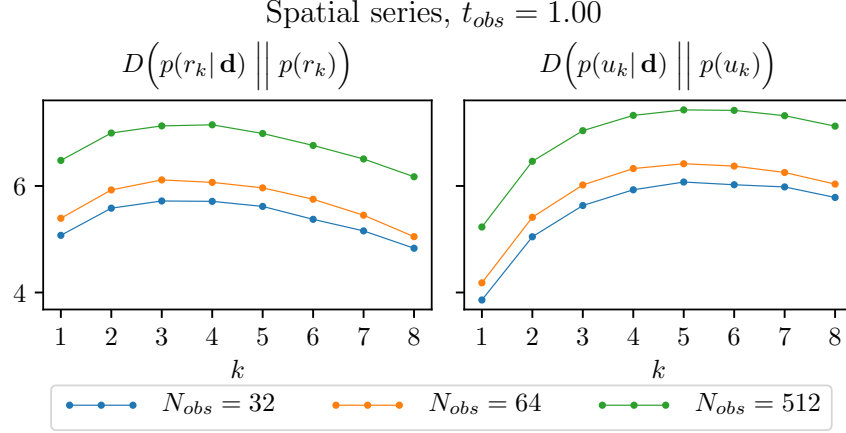


Figure 3: KL divergences of posteriors relative to priors for Bayesian inference from spatial-series data with varying number of observation N_{obs} evenly spaced through the spatial domain of the solution of (4.1).

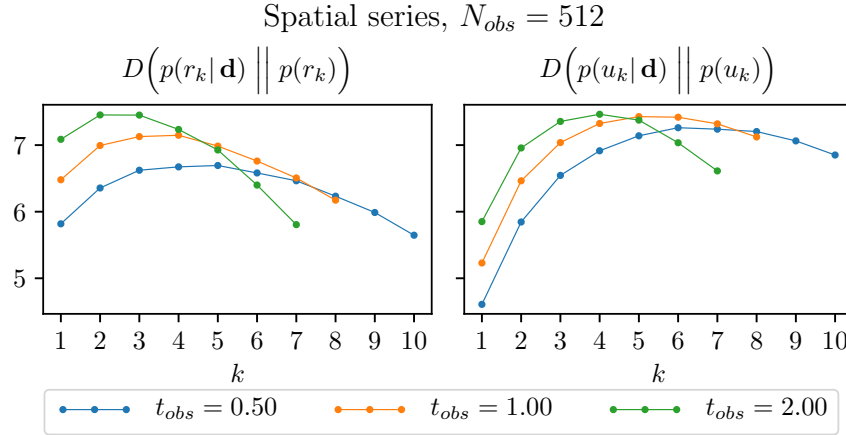


Figure 4: KL divergences of posteriors relative to priors for Bayesian inference from spatial-series data with varying observation time t_{obs} of the solution of (4.1).

Both for time-series and spatial-series data, the posterior distributions for cases with abundant ($N_{obs}=512$) data contained the true value of the eigenvalues in their high-probability regions (see, e.g. Figure 7). Furthermore, the push-forward of the posterior to predict $\langle c \rangle$ outside the regime of the inference data was consistent with the true evolution, as shown in Figure 8. For the sparsest data ($N_{obs}=32$), the posterior marginal distributions also largely contained the true value of the eigenvalues in their high-probability regions (see, e.g. Figure 9). However, the push-forward of the posterior outside of the regime of the inference data can yield nonphysical oscillations in the tails of $\langle c \rangle$ and negative concentrations, as shown in Figure 10.

The likelihood can only penalize oscillations that induce large misfits with the data. Sparse observations allow for oscillations to occur between the data points. Time-series data is especially ill equipped to penalize oscillations, since they can occur anywhere in the spatial domain, as long as they are not evident when the solution crosses the observation point. This can be seen, for instance, in Figure 10, where oscillations in the tails are present downstream of the observation

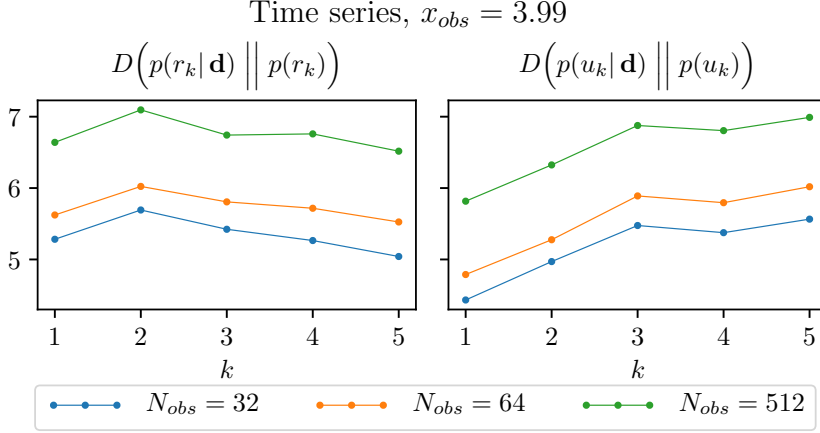


Figure 5: KL divergences of posteriors relative to priors for Bayesian inference from time series data of varying number of observations N_{obs} of the solution of (4.1) evenly spaced in the time period $[0, 4]$.

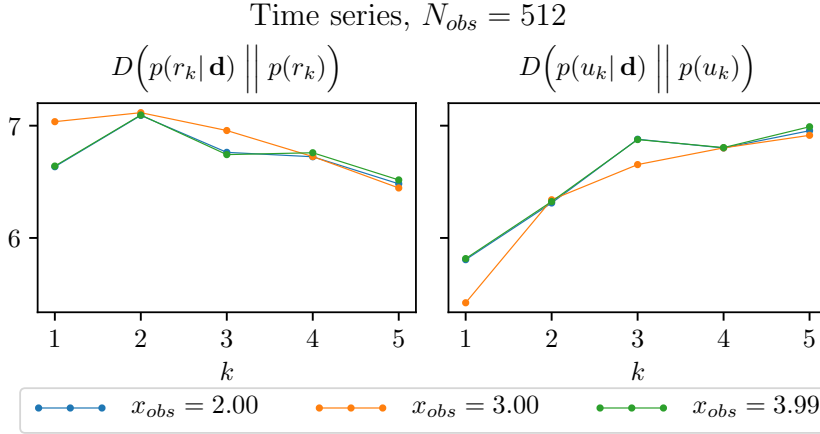


Figure 6: KL divergences of posteriors relative to priors for Bayesian inference from time-series data from varying observation locations x_{obs} of the solution of (4.1).

point at $x = 2.0$. This result highlights the need to impose as many constraints as possible in data-sparse situations, especially when the available data cannot penalize a particular nonphysical behavior. In this case, to guarantee that the inferred eigenvalues of the uncertain operator do not induce nonphysical evolutions, an additional constraint on the eigenvalues to ensure \mathcal{L} preserves positivity would be needed.

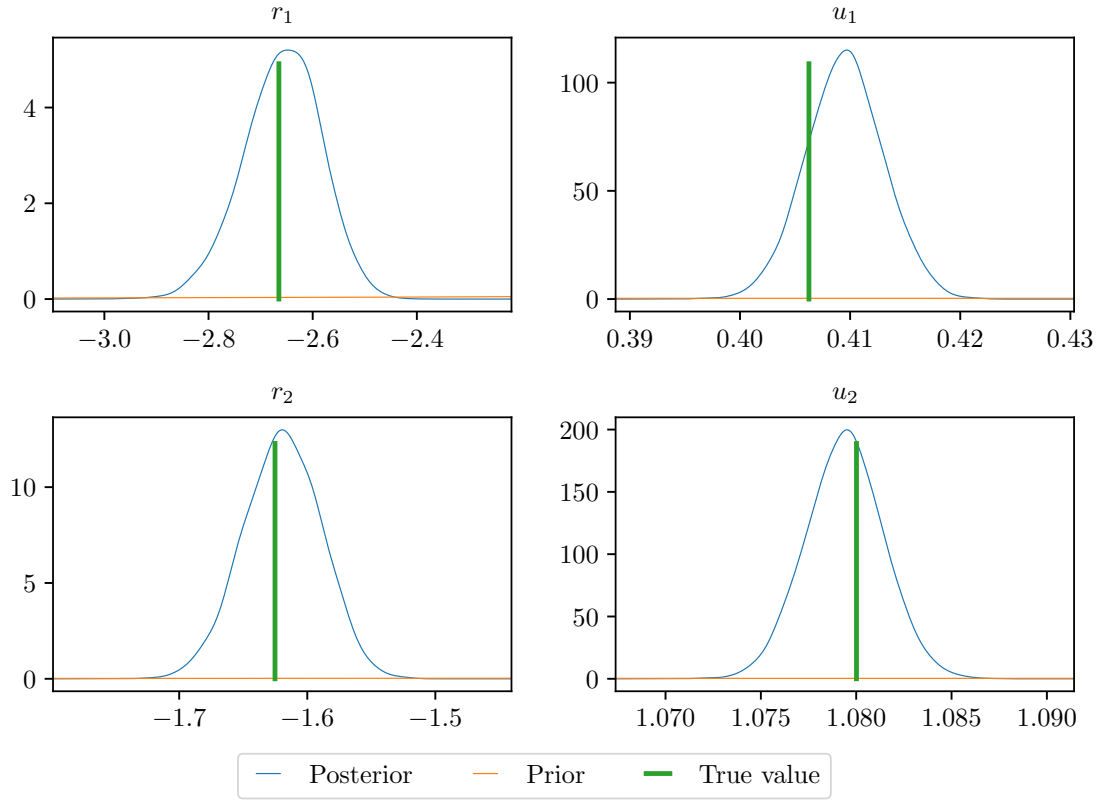


Figure 7: The posterior and prior marginal probabilities for the real and imaginary parts of the first two eigenvalues, inferred from 512 spatial observations equally spaced over the spatial domain of the solution to (4.1) at time $t = 0.5$.

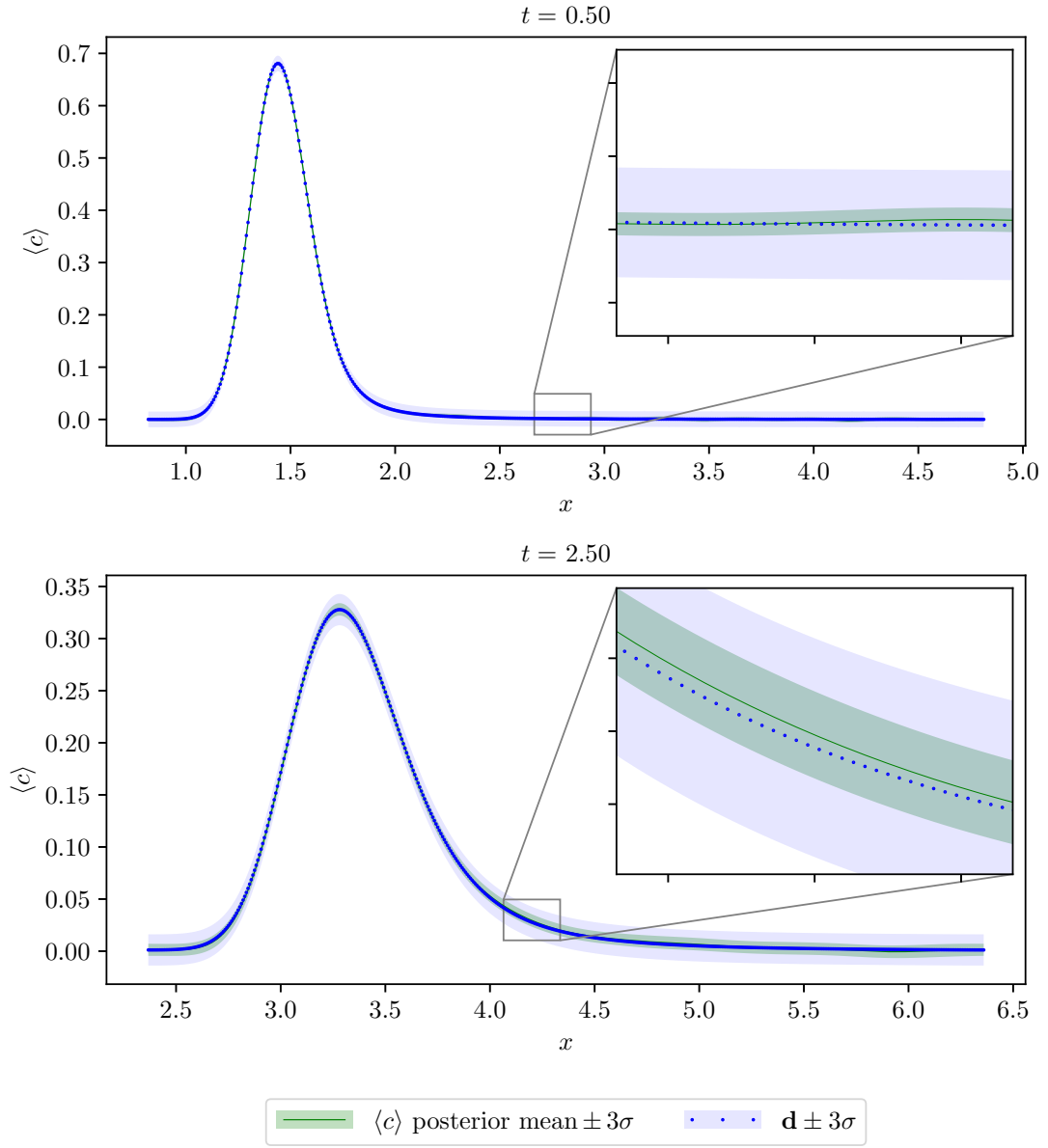


Figure 8: The push-forward to $\langle c \rangle$ of the posterior inferred from 512 spatial observations equally spaced over the spatial domain of the solution to (4.1) collected at $t = 0.5$.

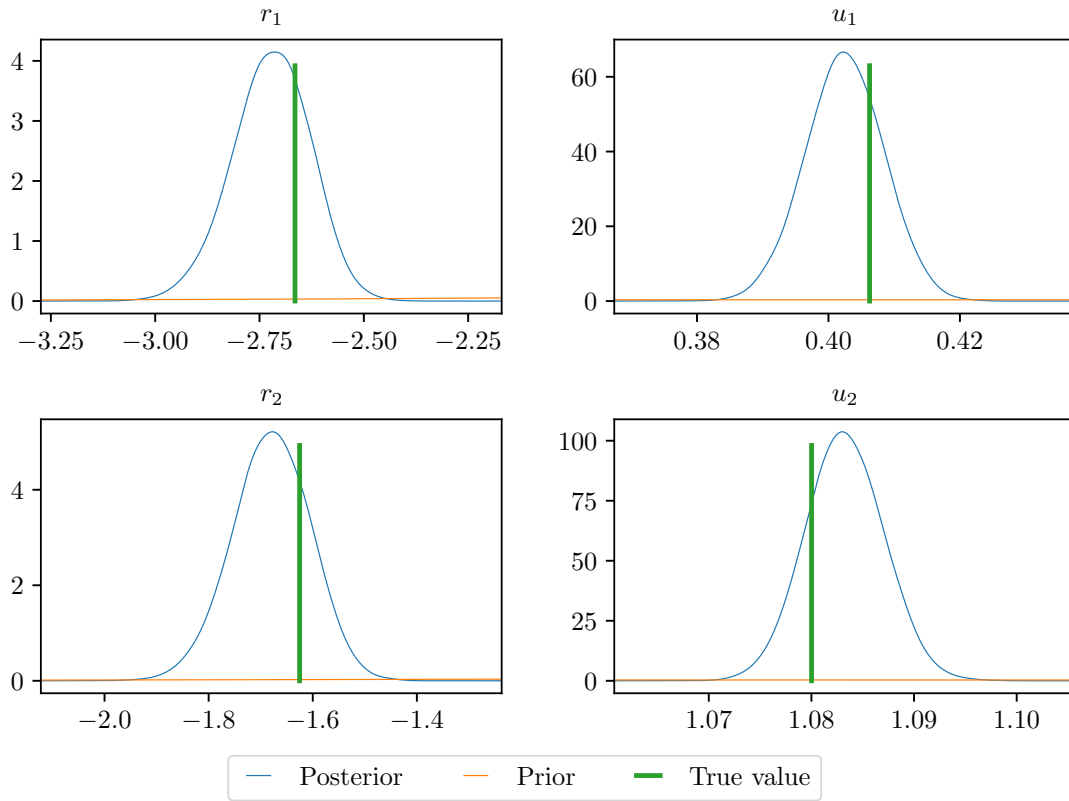


Figure 9: The posterior and prior marginal probability densities for the real and imaginary parts of the first two eigenvalues of \mathcal{D} , inferred using 32 time-series observations of the solution of (4.1) taken at $x = 2.0$ and uniformly spaced over $[0, 4]$ in time.

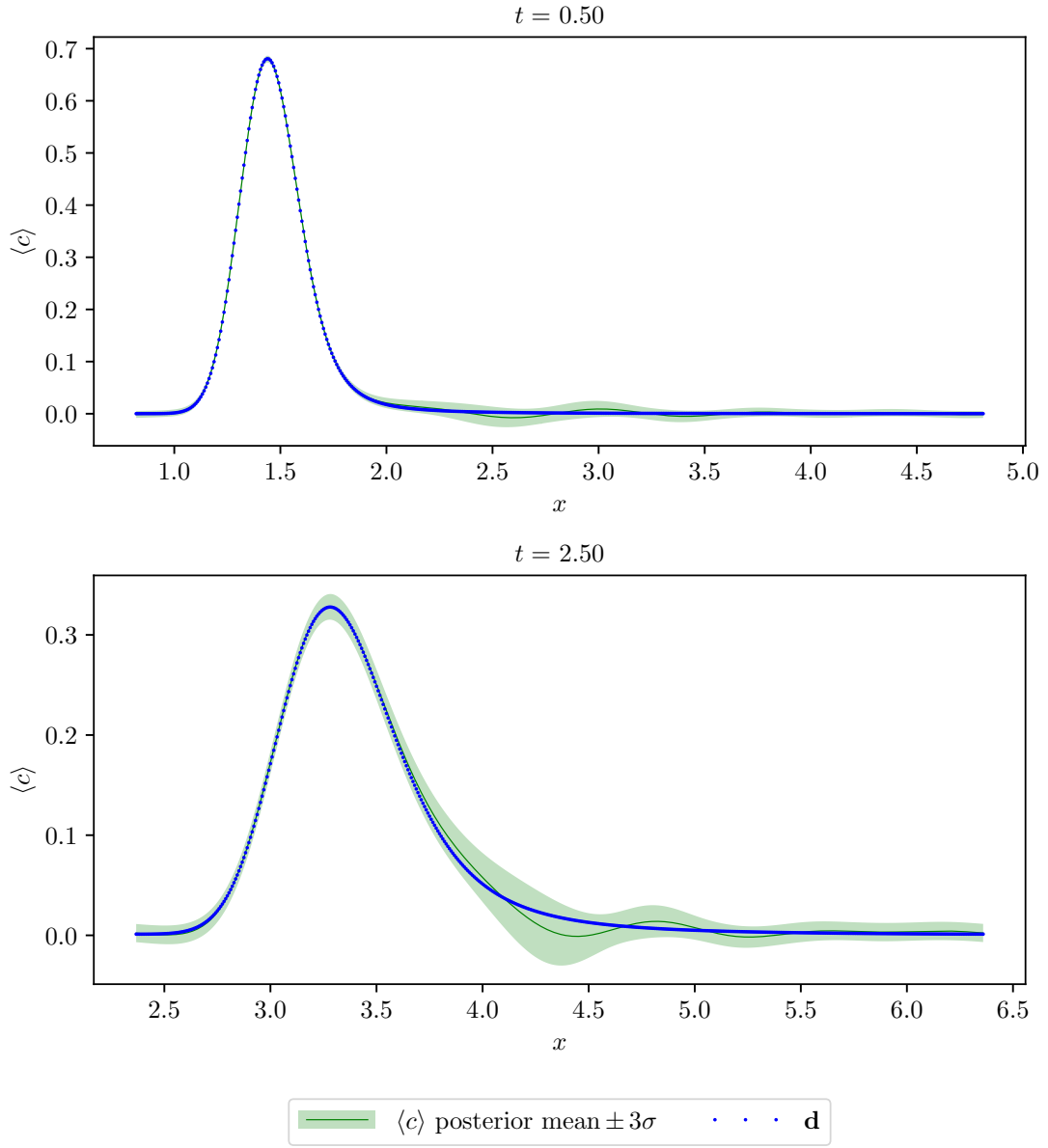


Figure 10: The push-forward to $\langle c \rangle$ of the posterior inferred using 32 time-series observations of the solution of (4.1) taken at $x = 2.0$ and uniformly spaced over $[0, 4]$ in time.

5. Case 2: Data from the direct numerical computation of $\langle c \rangle$. The study in Section 4 indicates that it is possible to infer the eigenvalues to which $\langle c \rangle$ is sensitive, at least when the true operator lies in the probability space of the operator being inferred. Based on this positive result, the same procedure is used in this section to infer the uncertain eigenvalues using data generated from the detailed evolution equations for c , (1.1)-(1.3). The full specification and implementation of this high-fidelity model is detailed in Appendices A, B, and C of [16]. Observations of $\langle c \rangle$ are produced by averaging over an ensemble of evolutions of c . The goal of this study is to examine the spectrum of the uncertain linear differential operator inferred using data exhibiting anomalous diffusion, and compare its spectrum to that of the operators typically used as models of the phenomenon. Whether the inferred spectrum is valid for times not included in the inference is also considered.

5.1. Data and measurement error. The data used for the inference was collected as an ensemble average of depthwise-averaged solutions of the high-fidelity model defined in (1.1)-(1.3) with initial condition

$$c_0(x, y) = \exp\left(-\frac{(1-x)^2}{2\beta^2}\right) \quad \text{with } \beta = 0.1$$

on the domain $[0, 4] \times [0, 1]$. The ensemble average was computed over the space of permeability fields distributed according to

$$\ln \kappa \sim \mathcal{N}(0, C(\mathbf{x}, \mathbf{x}')),$$

$$C(x, x') \equiv \sigma^2 \exp\left(-\frac{(x-x')^2}{2\ell_x^2} - \frac{(y-y')^2}{2\ell_y^2}\right).$$

An ensemble of 576 evolutions of c was generated by sampling κ and solving (1.1)-(1.3). These 2D evolutions were averaged in y , and the sample mean of these depth-averaged solutions $\langle c \rangle_y$ was computed and used as data for inference, denoted here $\langle c \rangle_N$, $N = 576$. Observations were taken at all 512 points on the grid in the streamwise direction at time $t = 0.4$, or $1/10$ of a flowthrough time ($L_x/\langle u \rangle = 4$).

5.2. Likelihood. The sampling error in the sample mean $\langle c \rangle_N$ was assumed to be consistent with the multidimensional Central Limit Theorem:

$$\mathbf{d} = \langle \mathbf{c} \rangle_N + \epsilon, \quad \epsilon \sim \mathcal{N}\left(0, \frac{\Sigma}{N}\right),$$

where Σ is the covariance matrix of the distribution of $\langle c \rangle$, which was estimated using the sample covariance matrix S_N . In the tails of the ensemble-averaged concentration field, far from the mode of the pulse, the sample variance approached zero. To avoid numerical issues in inverting the covariance matrix for the likelihood computation a minimum variance of 10^{-6} was imposed, yielding the likelihood

$$p(\mathbf{d}|\Theta) = \exp\left(-\frac{1}{2} \|\langle \mathbf{c} \rangle(\Theta) - \mathbf{d}\|_{S^{-1/2}}\right),$$

$$S_{ij} = \begin{cases} \max((S_N)_{ij}/N, 10^{-6}), & i = j, \\ (S_N)_{ij}/N, & i \neq j. \end{cases}$$

5.3. Results. The eigenvalues of \mathcal{D} were inferred using abundant spatial data to replicate the most successful conditions for inference from Section 4. The solution $\langle c \rangle$ from the generalized ADE was sensitive to the first 11 eigenvalues, using the same sensitivity analysis procedure as

Section 4. The KL divergences for the informed eigenvalues are shown in Figure 11. The KL divergences are lower than in Section 4, presumably because the correlation in the data makes it less informative. The resulting push-forward of the posterior parameter samples to data space indicates good agreement with the data used in the inference, as shown in Figure 12. However, the solution for $\langle c \rangle$ at later times, as in Figure 13, makes it clear that the inferred eigenvalues for \mathcal{D} do not capture the evolution of $\langle c \rangle$. To reproduce the evolution of $\langle c \rangle$ the eigenvalues of \mathcal{D} must be time dependent. Since $\mathcal{D} \equiv \nu_p \partial^2 / \partial x^2 + \mathcal{L}$, the only possible source of this time dependence is \mathcal{L} . As discussed in Section 2, the eigenvalues of the deterministic operator \mathcal{L} that would reproduce the effects of dispersion on the mean are time dependent, so this does not come as a surprise.

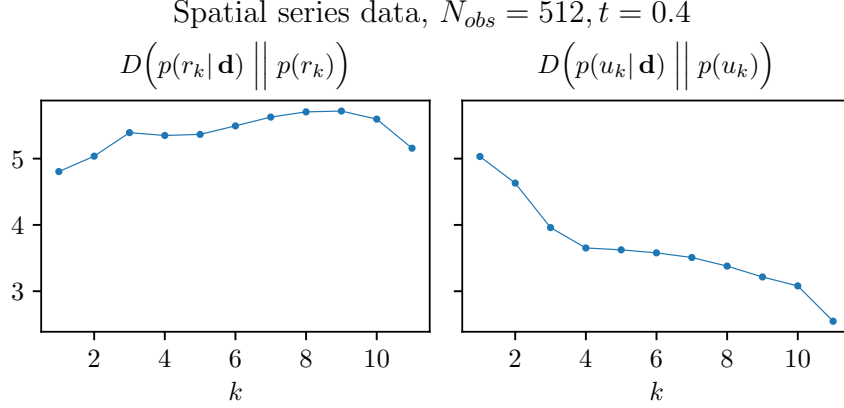


Figure 11: KL divergence of posteriors relative to priors for Bayesian inference from spatial-series data generated from the high-fidelity model.

Though it cannot successfully extrapolate in time, the operator was general enough that its posterior was consistent with the data used to infer its eigenvalues. In comparison, the fractional derivative that maximized the likelihood was not consistent with the data, as shown in Figure 14. As shown in Figure 15, the mean of the inferred spectrum of \mathcal{D} exhibits a more complex dependence on wavenumber than would be captured with a fractional derivative. While the magnitude of the fractional derivative eigenvalues grows as a fixed power of k , this is not true for the inferred eigenvalues. Additionally, the rate of growth as a function of k is different between the real and imaginary parts of the eigenvalues. Finally, note that the imaginary parts of the inferred eigenvalues are the same order of magnitude as the real part, in contrast to a gradient-diffusion model of dispersion which predicts real eigenvalues. These findings indicate that more complex wavenumber dependence, as well as time dependence, are important to the development of an adequate closure model for anomalous diffusion.

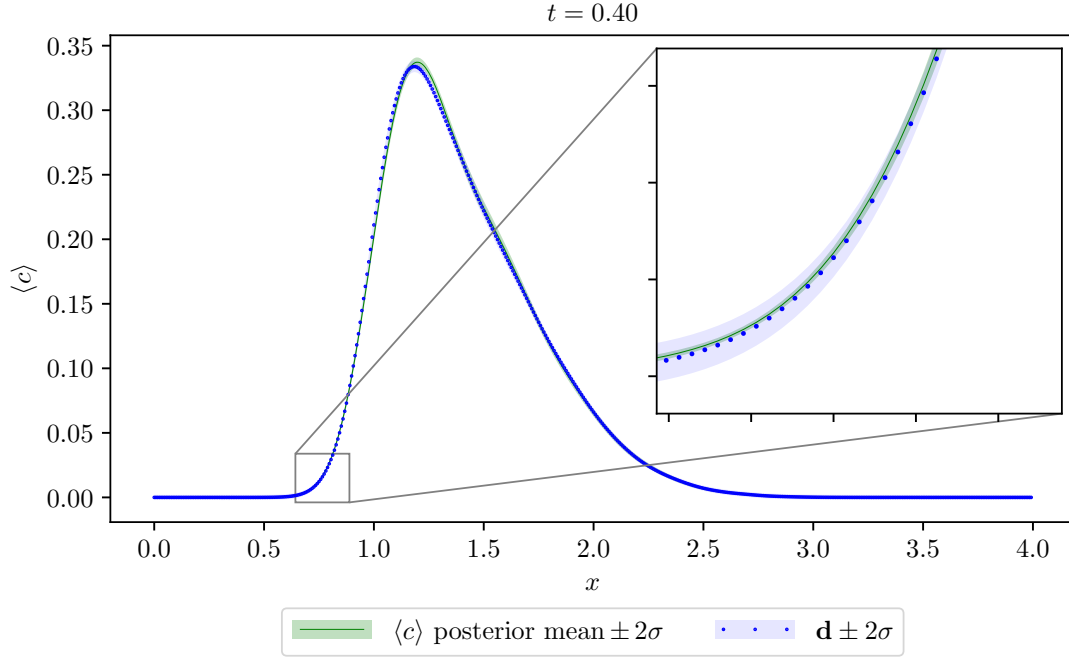


Figure 12: The push-forward to $\langle c \rangle$ of the posterior inferred from spatial-series data with 512 observations of the high fidelity model at $t = 0.4$, compared to the inference data.

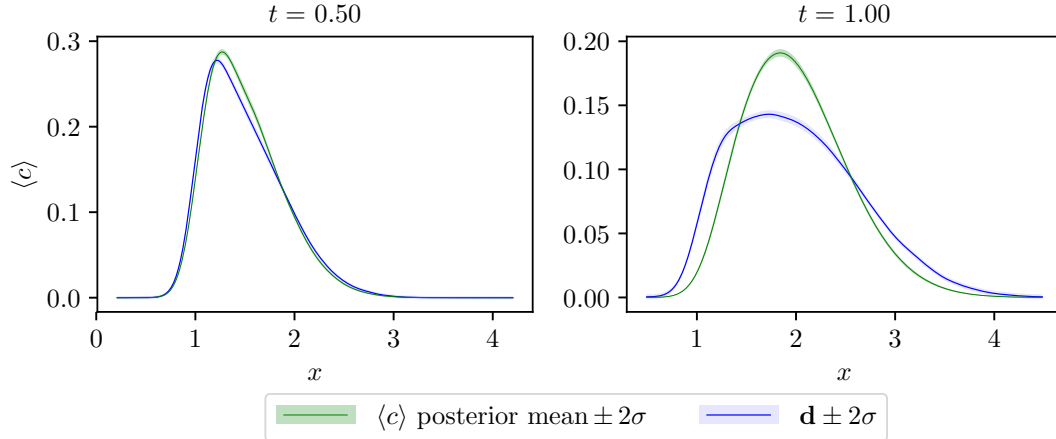


Figure 13: The push-forward to $\langle c \rangle$ at $t = 0.5$ and 1.0 of the posterior inferred from a spatial-series of 512 observations of the high fidelity model at $t = 0.4$, compared to the high-fidelity model.

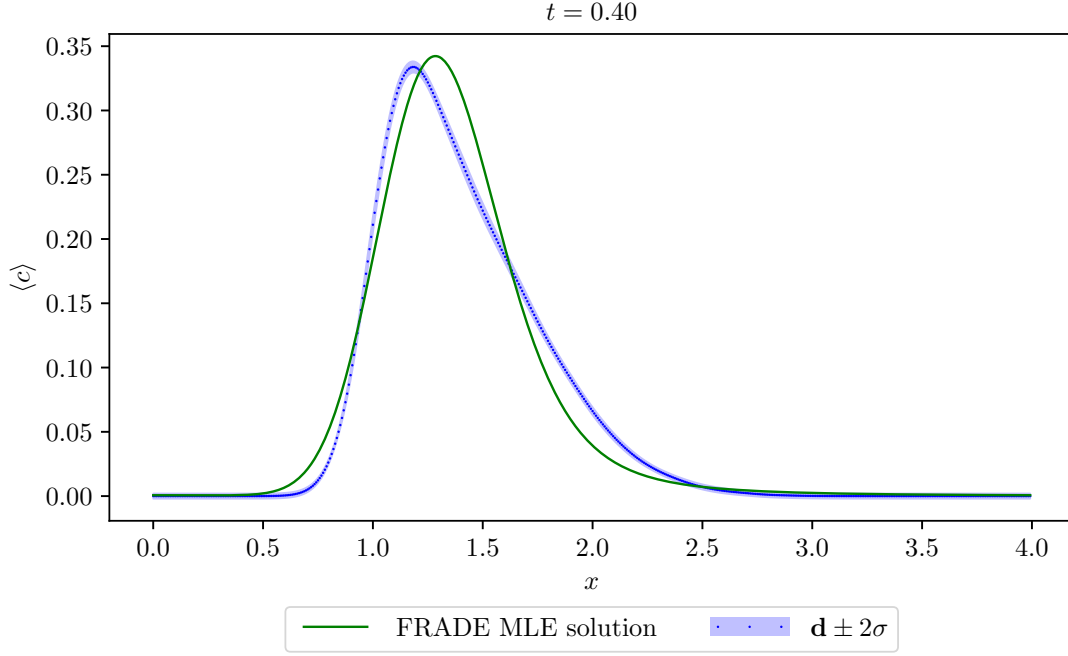


Figure 14: FRADE solution $\langle c \rangle$, using the maximum likelihood estimator values of ν and α for the fractional derivative, compared to the calibration data from the high-fidelity model.

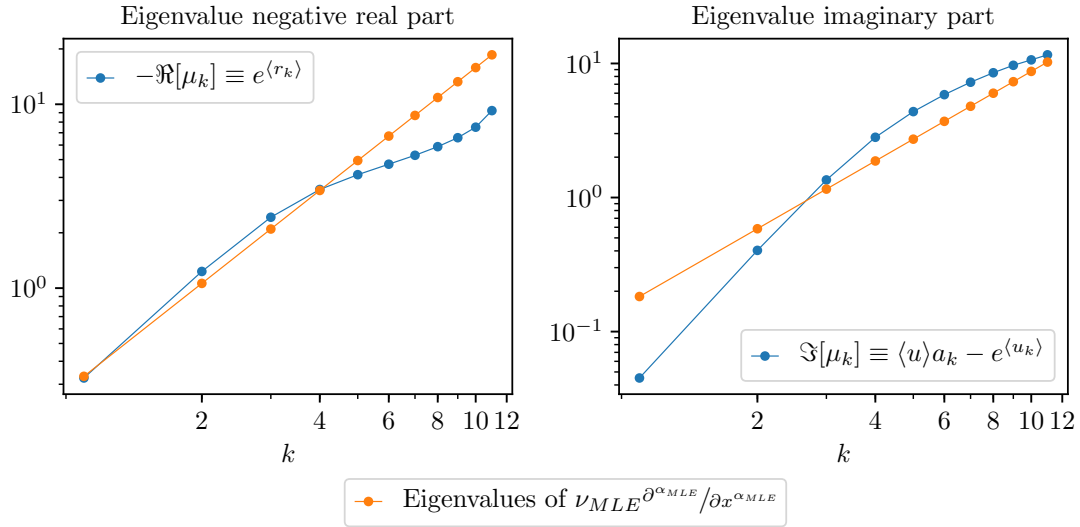


Figure 15: The real and imaginary parts of μ_k , computed using the posterior mean values of r_k and u_k , compared to the eigenvalues of the fractional derivative with maximum likelihood estimator values of ν and α .

6. Conclusions. In this paper a Bayesian inverse problem was posed to infer the spectrum of an infinite-dimensional differential operator appearing as a closure term in a model for mean contaminant transport through a heterogeneous porous medium. Observations of the state variable on which the operator acts were used as inference data. The operator was parametrized using its eigendecomposition, and physics-based constraints were mathematically imposed on its eigenfunctions and eigenvalues. In this case the operator’s eigenfunctions were known to be the Fourier modes. Remaining uncertainties in its eigenvalues were represented as probability distributions, which were updated using Bayes’s theorem.

The parameterization of the operator using its eigendecomposition provided a useful insight into its action on the state variable. Most of the relevant physical constraints in the problem translated into straightforward constraints on the eigendecomposition. However, a simple, constructive method to enforce positivity preservation on the operator was not available. This is presumably because of the nonpositivity of the Fourier mode eigenfunctions, rather than because of the infinite-dimensional operator formulation itself. As shown in [Section 4](#), with enough spatial data to penalize nonphysical behavior, the lack of this constraint can be overcome to infer an operator that produces physical evolutions. However, for data that does not penalize nonphysical behavior, such as sparse time-series data, the constraint would be necessary. This demonstrates the importance of enforcing as much prior information as possible in scenarios with limited data.

In the case where the uncertain operator could exactly represent the underlying dynamics of the problem, as in [Section 4](#), the inferred eigenvalues converged to their true values with increasing frequency of observations in time or space. The inherent dimension of the Bayesian inverse problem is limited by the spectral content of the state, as was illustrated through the global sensitivity analysis performed in the different data scenarios. This dimension is independent of the discretization of the problem. Because of this, although the operator is defined to be infinite dimensional, the effective dimensionality of the problem in all cases was relatively small, not exceeding 10 eigenvalues in any of the data scenarios studied.

In [Section 5](#), the operator’s eigenvalues were inferred using data generated from a high-fidelity model that exhibits anomalous diffusion. The operator’s eigenvalues were inferred using observations of the state variable at a single time and at every point in the computational domain. Though the push-forward of the inferred operator was consistent with the calibration data, it was not consistent with observations of the state at later times. This is not surprising since, as discussed in [Section 2](#), the operator’s eigenvalues would need to be time dependent to fully capture the time-dependent relationship between $\langle c \rangle$ and $\langle u'c' \rangle$. The operator formulation posed here is more general than the fractional-derivative and gradient-diffusion models which are common closures for dispersion, since it does not require the eigenvalues grow according to fixed power of k . However, even this more general operator could not successfully extrapolate in time. This suggests that a successful closure representation of anomalous diffusion must account for the time dependence of the process, perhaps through use of a richer state description.

This work is an initial step in assessing the feasibility of inferring an uncertain operator appearing in a PDE-based physical model using limited data. It does not address the well-posedness of the infinite-dimensional inference problem, however the generalization of existing theory for infinite-dimensional Bayesian inverse problems to operators is an interesting future research direction. The inverse problem was cast in terms of its eigendecomposition, which enabled prior information to be encoded in its form using mathematical constraints. The eigendecomposition formulation of the inverse problem exposed the inherent dimensionality of the problem, based on the spectral content of the solution to the PDE, which is independent of discretization. Given the generality of the operator’s form, the importance of enforcing any known physical constraints in cases of sparse data is essential to achieving physically meaningful results. Nevertheless, the success in inferring the

operator’s spectrum in Section 4 suggests this approach is promising, with potential applications to closure modeling in a variety of problems.

7. Acknowledgements. The support of this work by the U.S. Department of Energy, carried out at the University of Texas at Austin under contracts DE-SC0009286 and DE-SC0019303, is gratefully acknowledged. This paper describes objective technical results and analysis. Any subjective views or opinions that might be expressed in the paper do not necessarily represent the views of the U.S. Department of Energy or the United States Government. The authors acknowledge the Texas Advanced Computing Center (TACC) at The University of Texas at Austin for providing HPC resources that have contributed to the research results reported within this paper. URL: <http://www.tacc.utexas.edu>.

REFERENCES

- [1] J. BEAR AND A. H.-D. CHENG, *Modeling groundwater flow and contaminant transport*, vol. 23, Springer Science & Business Media, 2010.
- [2] B. BERKOWITZ, A. CORTIS, M. DENTZ, AND H. SCHER, *Modeling non-Fickian transport in geological formations as a continuous time random walk*, *Reviews of Geophysics*, 44 (2006).
- [3] M. J. DANIELS AND R. E. KASS, *Nonconjugate Bayesian estimation of covariance matrices and its use in hierarchical models*, *Journal of the American Statistical Association*, 94 (1999), pp. 1254–1263.
- [4] H. HAARIO, M. LAINE, A. MIRA, AND E. SAKSMAN, *DRAM: efficient adaptive MCMC*, *Statistics and computing*, 16 (2006), pp. 339–354.
- [5] J. D. HERMAN AND W. USHER, *SALib: An open-source Python library for Sensitivity Analysis.*, *J. Open Source Software*, 2 (2017), p. 97.
- [6] B. HOSSEINI AND N. NIGAM, *Well-Posed Bayesian Inverse Problems: Priors with Exponential Tails*, *SIAM/ASA Journal on Uncertainty Quantification*, 5 (2017), pp. 436–465.
- [7] A. HUANG, M. P. WAND, ET AL., *Simple marginally noninformative prior distributions for covariance matrices*, *Bayesian Analysis*, 8 (2013), pp. 439–452.
- [8] S. KULLBACK AND R. A. LEIBLER, *On information and sufficiency*, *The annals of mathematical statistics*, 22 (1951), pp. 79–86.
- [9] A. LEVIN, Y. WEISS, F. DURAND, AND W. T. FREEMAN, *Understanding and evaluating blind deconvolution algorithms*, in *Computer Vision and Pattern Recognition, 2009. CVPR 2009. IEEE Conference on*, IEEE, 2009, pp. 1964–1971.
- [10] M. LEVY AND B. BERKOWITZ, *Measurement and analysis of non-Fickian dispersion in heterogeneous porous media*, *Journal of contaminant hydrology*, 64 (2003), pp. 203–226.
- [11] R. E. MORRISON, T. A. OLIVER, AND R. D. MOSER, *Representing model inadequacy: A stochastic operator approach*, *SIAM/ASA Journal on Uncertainty Quantification*, 6 (2018), pp. 457–496.
- [12] S. P. NEUMAN AND D. M. TARTAKOVSKY, *Perspective on theories of non-Fickian transport in heterogeneous media*, *Advances in Water Resources*, 32 (2009), pp. 670–680.
- [13] M. PARNO, P. CONRAD, A. DAVIS, AND Y. MARZOUK, *MIT uncertainty quantification (MUQ) library*, 2014.
- [14] R. G. PATEL, N. A. TRASK, M. A. WOOD, AND E. C. CYR, *A physics-informed operator regression framework for extracting data-driven continuum models*, *Computer Methods in Applied Mechanics and Engineering*, 373 (2021), p. 113500.
- [15] B. PEHERSTORFER AND K. WILLCOX, *Data-driven operator inference for nonintrusive projection-based model reduction*, *Computer Methods in Applied Mechanics and Engineering*, 306 (2016), pp. 196–215.
- [16] T. PORTONE, *Representing Model-Form Uncertainty from Missing Microstructural Information*, PhD thesis, The University of Texas at Austin, 2019, <https://repositories.lib.utexas.edu/bitstream/handle/2152/83112/PORTONE-DISSERTATION-2019.pdf>.
- [17] A. SALTELLI, *Making best use of model evaluations to compute sensitivity indices*, *Computer physics communications*, 145 (2002), pp. 280–297.
- [18] A. SALTELLI, P. ANNONI, I. AZZINI, F. CAMPOLONGO, M. RATTO, AND S. TARANTOLA, *Variance based sensitivity analysis of model output. design and estimator for the total sensitivity index*, *Computer Physics Communications*, 181 (2010), pp. 259–270.
- [19] R. SCHUMER, M. M. MEERSCHAERT, AND B. BAEUMER, *Fractional advection-dispersion equations for modeling transport at the Earth surface*, *Journal of Geophysical Research: Earth Surface*, 114 (2009).
- [20] D. W. SCOTT, *Multivariate density estimation: theory, practice, and visualization*, John Wiley & Sons, 2015.

- [21] I. M. SOBOL, *Global sensitivity indices for nonlinear mathematical models and their Monte Carlo estimates*, Mathematics and computers in simulation, 55 (2001), pp. 271–280.
- [22] A. M. STUART, *Inverse problems: a Bayesian perspective*, Acta Numerica, 19 (2010), pp. 451–559.
- [23] K. WU AND D. XIU, *Data-driven deep learning of partial differential equations in modal space*, Journal of Computational Physics, 408 (2020), p. 109307.
- [24] T.-C. YEH, R. KHALEEL, AND K. C. CARROLL, *Flow through heterogeneous geologic media*, Cambridge University Press, 2015.