

Spectra of Heavy Quarkonia in a Magnetized-hot Medium in the Framework of Fractional Non-relativistic Quark Model

M. Abu-shady^{1,*}, A. I. Ahmadov^{2,3,‡}, H. M. Fath-Allah⁴ and V. H. Badalov³

Department of Mathematics and Computer Sciences, Faculty of Science, Menoufia University,
Menoufia, Egypt¹

Department of Theoretical Physics, Baku State University, Z. Khalilov St. 23, AZ-1148 Baku,
Azerbaijan²

Institute for Physical Problems, Baku State University, Z. Khalilov St. 23, AZ-1148 Baku,
Azerbaijan³

Higher Institute of Engineering and Technology, Menoufia, Egypt⁴

Abstract

In the fractional nonrelativistic potential model, the decomposition of heavy quarkonium in a hot magnetized medium is investigated. The analytical solution of the fractional radial Schrödinger equation for the hot-magnetized interaction potential is displayed by using the conformable fractional Nikiforov-Uvarov method. Analytical expressions for the energy eigenvalues and the radial wave function are obtained for arbitrary quantum numbers. Next, we study the charmonium and bottomonium binding energies for different values of the magnetic field in the thermal medium. The effect of the fractional parameter on the decomposition temperature is also analyzed for charmonium and bottomonium in the presence of hot magnetized media. We conclude that the dissociation of heavy quarkonium in the fractional nonrelativistic potential model is faster than the classical nonrelativistic potential model.

Keywords: Strong magnetic field, Heavy quarkonium, Fractional nonrelativistic potential model.

* dr.abushady@gmail.com

‡ ahmadovazar@yahoo.com

Introduction

Quantum chromodynamics theory calculates that at sufficiently high temperatures and densities, the gluons and quarks confined inside the hadrons are freed into a medium of gluons and quarks. Recent works have focused on producing and identifying this new state of matter theoretically [1-7] and experimentally in ultra-relativistic heavy-ion collisions (URHIC) with the increasing center of mass energies in the BNL AGS, CERN SPS, BNL RHIC, and CERN LHC experiments. However, for the noncentral events in URHICs, the powerful magnetic field is generated at the collisions' initial stages due to very high relative velocities of the spectator quarks concerning the fireball [8, 9].

There are numerous research studies to investigate the properties of quarkonium [10] in the magnetic field, in which the three-dimensional Schrödinger equation (SE) numerically solved with the Cornell and the QCD Coulomb potentials. In Ref. [11], the properties of quarkonium states have been studied in the presence of strong magnetic field. Two methods were used to calculate the critical value of the magnetic field for both charmonium and bottomonium states. Bagchi *et. al.* inferred that in the presence of a magnetic field, the bound states J/ψ and $Y(1S)$ become more firmly bound than in a pure thermal QGP owing to the alteration of the heavy quark potential [12]. In Ref.[13], the authors studied the effect of a strong external magnetic field on quarkonium states $c\bar{c}$ and $b\bar{b}$ in the framework of a non-relativistic quark model. Furthermore, the authors included in their calculation anisotropies through static quark-antiquark potential in agreement with recent lattice studies. In Ref. [14], the dissociation of heavy quarks in hot QCD plasma in the presence of a strong magnetic field is studied by using Nikiforov-Uvarov (NU) method.

Fractional calculus has drawn interest in a variety of physics fields [15-20]. The analytical-exact iteration method is extended to the conformable fractional form to obtain the analytical solutions of the N-dimensional radial SE [15] with its applications on heavy mesons. The generalized NU method is extended to the fractional domain of high-energy physics by using the radial SE [16]. The fractional concept of NU was used to solve fractional radial SE for different interaction potentials such as the oscillator potential, Woods-Saxon potential, and Hulthen potential [16]. Herrmann applied a derivative Caputo fractional Schrödinger wave equation using quantitative of the classical nonrelativistic Hamiltonian [18]. The conformable fractional form is extended to a finite temperature medium to study the binding energy and dissociation of temperature [19].

The aim of the present work is to find the binding energy and the dissociation temperature of quarkonia by using fractional non-relativistic quark model. It shows that the fractional model plays a key role to study like that problems. In addition, heavy quarkonium has been thoroughly studied in a hot-magnetized medium.

This paper is organized as follows: In Sec. 2, we provide the theoretical method. In Sec.3, the method is given in detail to solve the N-dimensional SE. In Sec. 4, we discuss the obtained results. The conclusion is given in Sec. 5.

2. Theoretical model

Fractional derivative plays an important role in the applied science. Riemann-Liouville and Riesz and Caputo gave an elegant formula that allows to apply boundary and initial conditions as in Ref. [20].

$$D_t^\alpha(r) = \int_{r_0}^r K_\alpha(r-s)f^{(n)}(s)d(s), \quad r > r_0 \quad (1)$$

with

$$K_\alpha(r-s) = \frac{(r-s)^{n-\alpha-1}}{\Gamma(n-\alpha)}, \quad (2)$$

where, $f^{(n)}$ is the n th derivative of the function $f(t)$, and $K_\alpha(r-s)$ is the kernel, which is fixed for a given real number α . The kernel $K_\alpha(r-s)$ has singularity at $t = s$. Caputo and Fabrizio^[21] suggested a new formula of the fractional derivative with smooth exponential kernel of the form to avoid the difficulties that found in Eq. (1)

$$D_r^\alpha = \frac{M(\alpha)}{1-\alpha} \int_{r_0}^r \exp\left(\frac{\alpha(t-s)}{1-\alpha}\right) \dot{y}(s) d(s), \quad (3)$$

where $M(\alpha)$ is a normalization function with $M(0) = M(1) = 1$.

A new formula of fractional derivative called conformable fractional derivative (CFD) is proposed by Khalil et al. [22].

$$D_t^\alpha f(r) = \lim_{\varepsilon \rightarrow 0} \frac{f(r-\varepsilon r^{1-\alpha}) - f(r)}{\varepsilon}, \quad t > 0 \quad (4)$$

$$f(0) = \lim_{\varepsilon \rightarrow 0} f(r), \quad (5)$$

where,

$$D^\alpha [f_{nl}(r)] = r^{1-\alpha} \dot{f}_{nl}(r), \quad (6)$$

$$D^\alpha [D^\alpha f(r)] = (1-\alpha) r^{1-2\alpha} \dot{f}_{nl}(r) + r^{2-2\alpha} f_{nl}''(r), \quad (7)$$

with $0 < \alpha \leq 1$. This a new definition is simple and provides a natural extension of differentiation with integer order $n \in \mathbb{Z}$ to fractional order $\alpha \in \mathbb{C}$. Moreover, the CFD operator is linear and satisfies the interesting properties that traditional fractional derivatives do not, such as the formula of the derivative of the product or quotient of two functions and the chain rule [23].

3. The solution of the radial Schrödinger equation in the presence of a strong magnetic field.

As in Refs. [15, 24], in the N -dimensional space, the SE for two particles which interact with symmetrical potentials takes form

$$\left[\frac{d^2}{dr^2} + \frac{N-1}{r} \frac{d}{dr} - \frac{l(l+N-2)}{r^2} + 2\mu(E - V(r))\right]\Psi(r) = 0, \quad (8)$$

where l , N and μ are the angular momentum quantum number, the dimensional number, and the reduced mass of the system. The following radial SE is obtained

by applying the wave function $\Psi(r) = r^{\frac{1-N}{2}} R(r)$

$$\left[\frac{d^2}{dr^2} - 2\mu \left(E - V(r) - \frac{\left(l + \frac{N-2}{2}\right)^2 - \frac{1}{4}}{2\mu r^2}\right) R(r)\right] = 0. \quad (9)$$

The potential takes the form as in Ref. [25]

$$V(r) = \frac{-4}{3} \alpha \left(\frac{e^{-m_D r}}{r} + m_D \right) + \frac{4}{3} \frac{\sigma}{m_D} (1 - e^{-m_D r}) \quad (10)$$

where, the string tension $\sigma = 0.18 \text{ GeV}^2$ and

$$\alpha = \frac{12 \pi}{11 N_c \ln\left(\frac{\mu_0^2 + M_B^2}{\Lambda_V^2}\right)} \quad (11)$$

where,

N_c is the number of colors, M_B ($\sim 1 \text{ GeV}$) is an infrared mass which is interpreted as the ground state mass of the two gluons bound to by the basic string, $\mu_0 = 1.1 \text{ (GeV)}$, $\Lambda_V = 0.385 \text{ (GeV)}$ as in Refs. [26-28] and the Debye mass [28] becomes as:

$$m_D^2 = g^2 T^2 + \frac{g^2}{4 \pi^2 T} \sum_f |q_f B| \int_0^\infty \frac{e^{\beta \sqrt{p_z^2 + m_f^2}}}{(1 + e^{\beta \sqrt{p_z^2 + m_f^2}})^2} dp_z, \quad (12)$$

where,

the first term is the contribution from the gluon loops and dependent on temperature and the magnetic field doesn't affect it. The second term is this term strongly depends on the eB and is not much sensitive to the T of the medium. In the first term, where \acute{g} is the running strong coupling and is given by

$$\acute{g} = 4\pi\alpha_s(T) \quad (13)$$

where,

$\acute{\alpha}_s(T)$ is the usual temperature-dependent running coupling. It is given by

$$\acute{\alpha}_s(T) = \frac{2\pi}{\left(11 - \frac{2}{3}N_f\right)\ln\left(\frac{\Lambda}{\Lambda_{QCD}}\right)}. \quad (14)$$

where, N_f is the number of flavors, Λ is the renormalization scale is taken as $2\pi T$ and $\Lambda_{QCD} \sim 0.2$ (GeV) as in Ref. [29].

The second term is $g=3.3$, q_f is the quark flavor $f = u$ and d , B is the magnetic field, β is the inverse of temperature and quark mass massive $m_f = 0.307$ (GeV) as in Ref. [30]. In Eq. (12), $e^{-m_D r}$ is extend if $m_D r \ll 1$ is considered in Ref. [31].

We rewrite Eq. (10) as follows

$$V(r) = a_1 r^2 + a_2 r + \frac{a_3}{r} \quad (15)$$

where,

$$a_1 = \frac{-2}{3} \sigma m_D, \quad (16)$$

$$a_2 = \frac{-4}{3} \alpha m_D^2 + \frac{4}{3} \sigma, \quad (17)$$

$$a_3 = \frac{-4}{3} \alpha. \quad (18)$$

The fractional of Eq. (8) takes the following form as in Ref. [23]

$$D^\alpha [D^\alpha \Psi(r^\alpha)] + \left[2\mu(E - V(r^\alpha)) - \frac{\left(l + \frac{N-2}{2}\right)^2 - \frac{1}{4}}{2\mu r^{2\alpha}} \right] \Psi(r^\alpha) = 0 \quad (19)$$

the interaction potential in Eq. (15) is written in the fractional form as in Refs. [15-16]

$$V(r^\alpha) = a_1 r^{2\alpha} + a_2 r^\alpha + \frac{a_3}{r^\alpha} \quad (20)$$

By applying NU method (For detail, see Refs. [16, 17, 19]). We obtain the spectrum of energy

$$E = \frac{6a_1}{\delta^2} + \frac{3a_2}{\delta} - \frac{2\mu \left(\frac{8a_1}{\delta^3} + \frac{3a_2}{\delta^2} - a_3 \right)^2}{\left[(2n+1) \pm \sqrt{w + 8\mu \left(\frac{3a_1}{\delta^4} + \frac{a_2}{\delta^3} + \frac{(l+\frac{N-2}{2})^2 - \frac{1}{4}}{2\mu} \right)} \right]^2}, \quad (21)$$

where,

$$w = (2n\alpha)^2 - 4(n(3\alpha - \alpha^2) + \frac{1}{2}n(n-1)\alpha(\alpha+1) + \alpha - 1) \quad (22)$$

The radial of wave function takes the following form:

$$R_{nl}(r^\alpha) = C_{nl} r^{(-\frac{B_1}{\sqrt{2A_1}} - 1)\alpha} e^{\sqrt{2A_1}r^\alpha} (-r^{2\alpha} D)^n (r^{(-2n + \frac{B_1}{\sqrt{2A_1}})\alpha} e^{-2\sqrt{2A_1}r^{2\alpha}}) \quad (23)$$

C_{nL} is the normalization constant, also,

$$A_1 = -\mu \left(E - \frac{6a_1}{\delta^2} - \frac{3a_2}{\delta} \right), \quad (24)$$

$$B_1 = \mu \left(\frac{8a_1}{\delta^3} + \frac{3a_2}{\delta^2} - a_3 \right) \quad (25)$$

$$C_1 = \mu \left(\frac{3a_1}{\delta^4} + \frac{a_2}{\delta^3} + \frac{(l+\frac{N-2}{2})^2 - \frac{1}{4}}{2\mu} \right). \quad (26)$$

4. Results and Discussion

In Fig. (1), in the left panel, we have plotted the real part of the potential as a function of r for different values of fractional parameter $\alpha = 0.6$, $\alpha = 0.8$, and $\alpha = 1$ at fixed $eB = 10 m_\pi^2$ and $T = T_c$. By increasing fractional parameter, we

note the real-part is more screened. Beside, we note that the fractional parameter has an effect on the linear term of potential. In addition, a further increase temperature at $T = 2T_c$ that the potential becomes more attractive as in the right panel. As a result, the real part of the potential was found to be more screened by increasing value of both T and α .

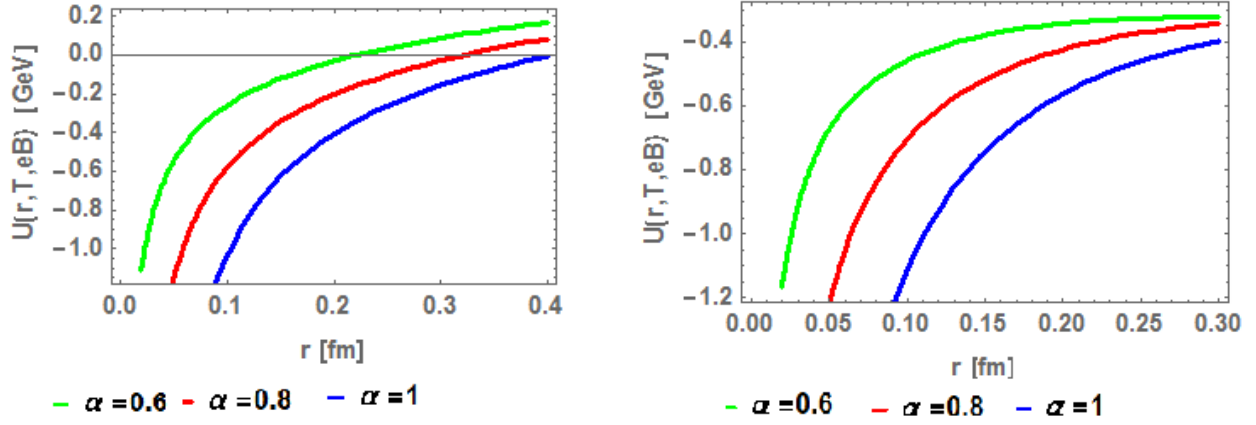


Fig. (1). In left panel, the Potential interaction is plotted as a distance function (r) for the different parameters α at $T = T_c$. In the right panel, the potential interaction is plotted as a distance function (r) for different parameters α at $T = 2T_c$.

In Fig. (2), we have plotted the real part of potential as a function of the temperature ratio and the fractional parameter for the fixed value of $r = 0.2$ fm. By taking the temperature range $T = 0.17 - 0.3$ GeV, we notice that potential is more attractive with increasing fractional parameter than temperature.

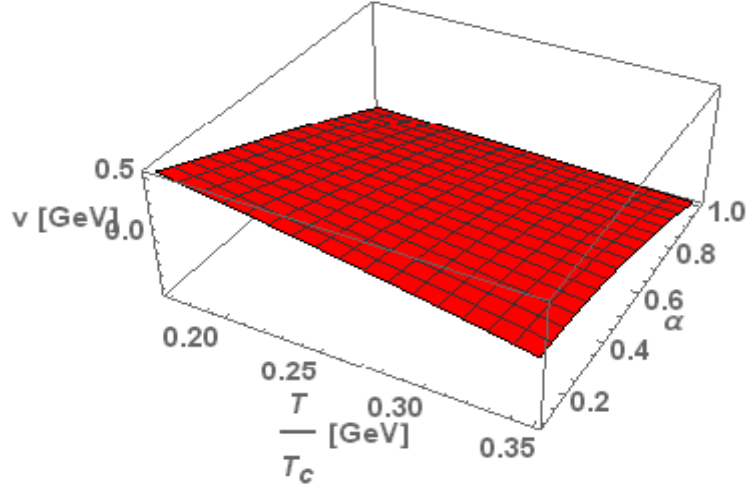


Fig. (2). Interaction potential is plotted as a function of temperature ratio and fractional parameter.

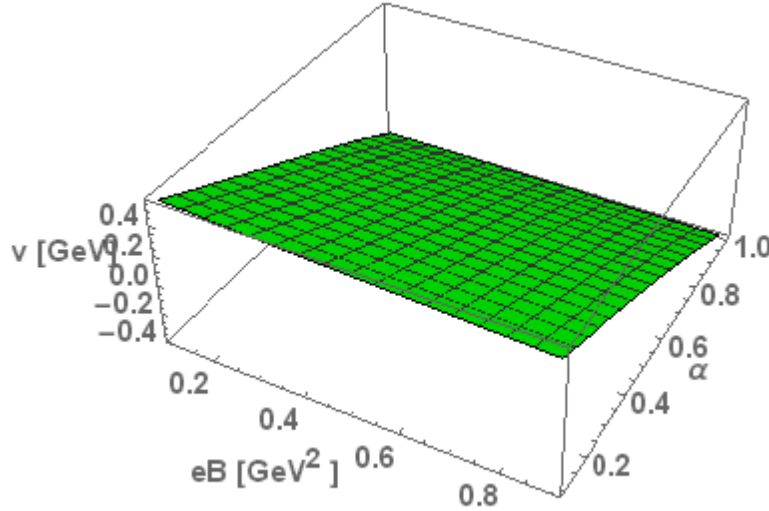


Fig. (3). Interaction potential is plotted as a function of magnetic field and fractional parameter.

In Fig. (3), we see that the potential interaction is more screened by increasing magnetic field and fractional parameter. Thus, we deduce that the fractional parameter play a role in the hot medium at fixed magnetic field and the magnetized medium at fixed temperature

4.1. Binding energy

By solving the radial Schrödinger equation, we obtain the BEs of $c\bar{c}$ and $b\bar{b}$. In following, we see the change of the binding energy under the effect of fractional parameter in the hot-magnetized medium.

Charmonium binding energy is plotted as a function of T for three cases $eB = 5m_\pi^2$, $eB = 25m_\pi^2$ and $eB = 50m_\pi^2$. In Fig. (4), in the left panel, we the binding energy of charmonium decreases with increasing temperature also the binding energy shifts to lower values by increasing magnetic field at fixed $\alpha = 1$. By decreasing fractional parameter at of $\alpha = 0.5$, we note that the binding energy faster than the dissociation at $\alpha = 1$. Therefore, the dissociation of temperature will be affected with considering fractional parameter.

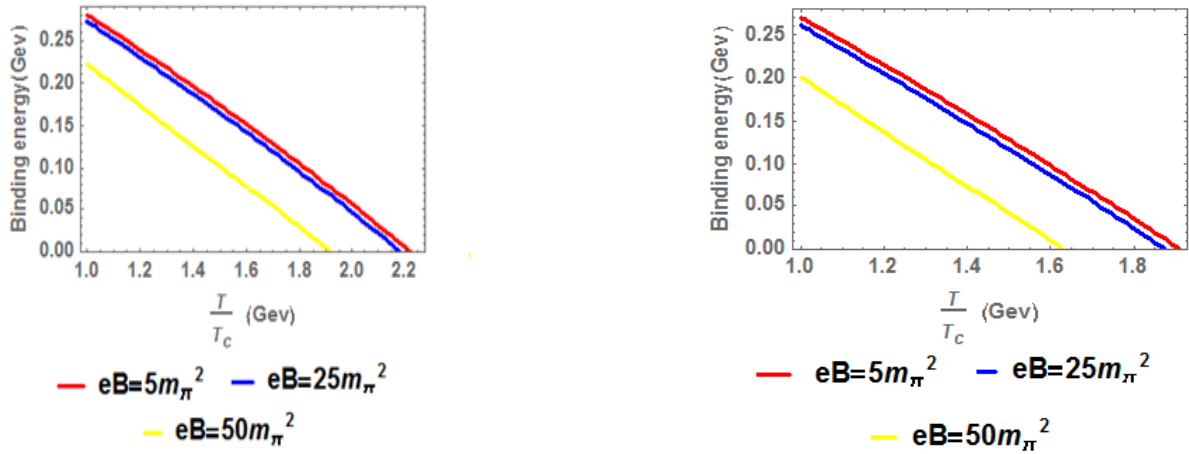


Fig. (4). In the left panel, the Binding energy of charmonium as a function of the T in the thermal medium in the presence of the eB for the different magnetic field values at $N_f = 2$ and $\alpha = 1$. In the right panel, the Binding energy of charmonium as a function of the T in the thermal medium in the presence of the eB for the different magnetic field values at $N_f = 2$ and $\alpha = 0.5$.

Similarly, In Fig. (5), we have plotted the binding energy of charmonium at temperature $T = 2.5 T_c$, $T = 2.495 T_c$, and $T = 2.490 T_c$ as a function of the

magnetic field. We find that binding energy decreases when the magnetic field increases. Also, the binding energy shifts to slightly lower values by increasing temperature of medium. Thus, the binding temperature tends to zero when temperature increases. By decreasing fractional parameter from $\alpha = 1$ to $\alpha = 0.5$, we note the binding energy is faster to tends to zero.

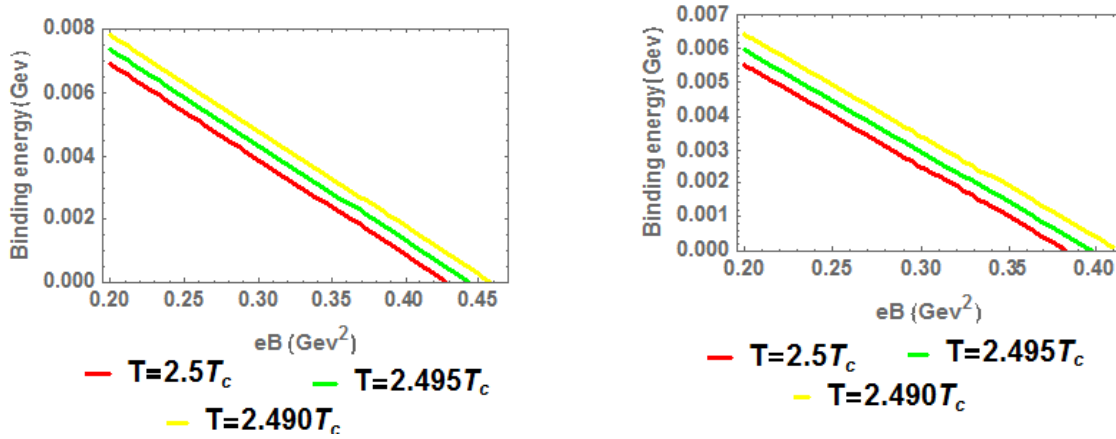


Fig. (5). In left panel ,the binding energy of charmonium as a function of the magnetic field in the thermal medium for different values of the temperature at $N_f = 2$ and $\alpha = 1$. In right panel ,the binding energy of charmonium as a function of the magnetic field in the thermal medium for different values of the temperature at $N_f = 2$ and $\alpha = 0.5$.

Bottomonium binding energy is plotted as a function of T for three cases $eB = 5 m_\pi^2$, $eB = 25 m_\pi^2$ and $eB = 50 m_\pi^2$. By increasing temperature, we notice that the binding energy of $1S$ bottomonium decreases. In Fig. (5), in the left panel, we took $N_f = 2$ and $\alpha = 1$. Besides, the binding energy decreases by increasing magnetic field. In right panel, the figure shows that the binding energy tends to zero faster the curves in the left panel when we took $\alpha = 0.5$.

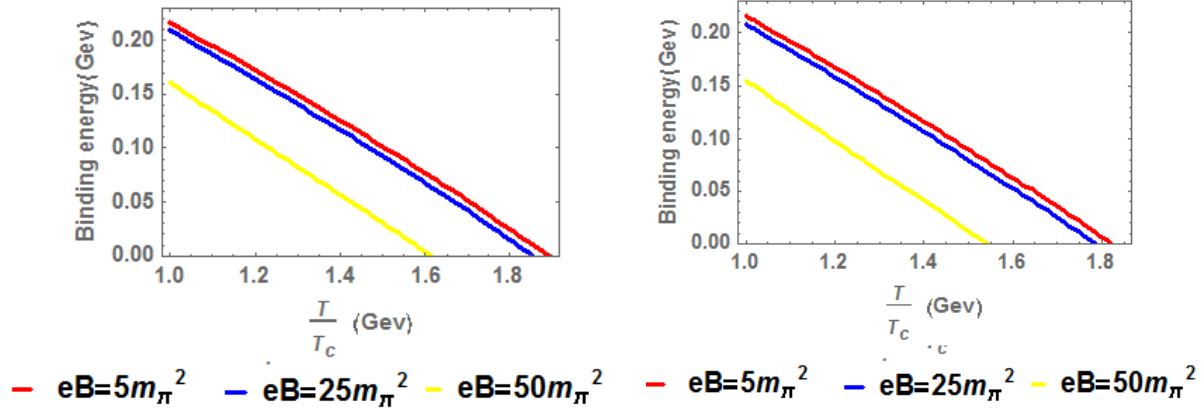


Fig. (6). In the left panel, the Binding energy of bottomonium as a function of the temperature in the thermal medium in the presence of magnetic field for the different magnetic field values at $N_f = 2$ and $\alpha = 1$. In the right panel, the binding energy of bottomonium (in GeV) as a function of the temperature in the thermal medium in the presence of magnetic field for the different magnetic field values at $N_f = 2$ and $\alpha = 0.5$.

In Fig. (7), we have plotted the binding energy of bottomonium at temperature $T = 1.98 T_c$, $T = 1.99 T_c$, and $T = 2 T_c$ as a function of the eB . Note that BE decreases with increasing temperature and magnetic field. In the right panel, the binding tends to zero faster the left panel

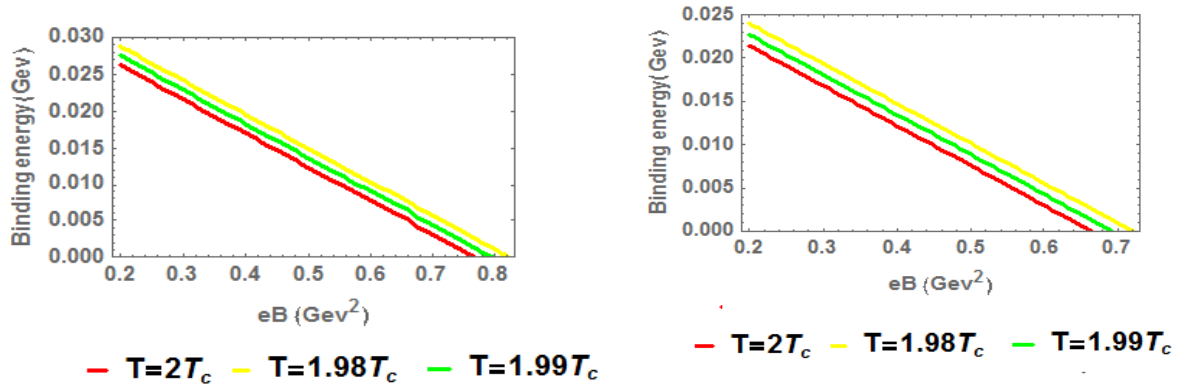


Fig. (7). In left panel, the binding energy of bottomonium (in GeV) as a function of the magnetic field in the thermal medium for different values of the temperature at $N_f = 2$ and $\alpha = 1$. In right panel, the binding energy of bottomonium (in GeV) as a function of the magnetic field in the thermal medium for different values of the temperature at $N_f = 2$ and $\alpha = 0.5$.

4.2. Dissociation temperature with fractional parameter

In the present work, we obtain the dissociation temperature at $E_b \simeq 0$, an approximation that provides good accuracy in calculating the dissociation temperature. In the current analysis, we also study influence of the fractional parameter on the dissociation temperature in the presence of hot-magnetized medium for charmonium and bottomonium, using the calculated binding energies.

Table (1) shows the effect fractional parameter on the dissociation of temperature for different values of magnetic field. We note that the dissociation of temperature decreases by increasing magnetic field at $\alpha = 1$. By taking $\alpha = 0.5$, we note that the dissociation of temperature takes lower values than the values at $\alpha = 1$. Similarly, we note that dissociation of bottomonium decreases by decreasing fractional parameter. Besides, the dissociation of bottomonium is lower than the dissociation of charmonium.

Table. 1. Dissociation temperature (T_D) for charmonium.

State	$eB = 5 m_\pi^2$	$eB = 25 m_\pi^2$	$eB = 50 m_\pi^2$
$\alpha = 1$	$2.5 T_c$	$2. T_c$	$1.72 T_c$
$\alpha = 0.5$	$1.91 T_c$	$1.86 T_c$	$1.69 T_c$

Table. 2. Dissociation temperature (T_D) for bottomonium.

State	$eB = 5 m_\pi^2$	$eB = 25 m_\pi^2$	$eB = 50 m_\pi^2$
$\alpha = 1$	$1.99 T_c$	$1.85 T_c$	$1.61 T_c$
$\alpha = 0.5$	$1.82 T_c$	$1.78 T_c$	$1.55 T_c$

4.3. Dissociation of heavy quarkonia in a magnetic field

We calculate the dissociation of charmonium and bottomonium at fixed temperature and fractional parameter when $E_b \simeq 0$.

Table. 3. Dissociation of charmonium in the magnetic field.

$c\bar{c}$	$T = 2.5T_c$	$T = 2.495 T_c$	$T = 2.490T_c$
$\alpha=1$	$eB = 22.5 m_\pi^2$	$eB = 23 m_\pi^2$	$eB = 24 m_\pi^2$
$\alpha=0.5$	$eB = 20 m_\pi^2$	$eB = 21 m_\pi^2$	$eB = 22 m_\pi^2$

By taking thermal medium at $T = 2.5T_c$, we note that the binding energy of charmonium dissociates as magnetic field increases $eB = 22.5 m_\pi^2$. By decreasing the temperature of the medium up to $T = 2.490 T_c$, we note that the binding energy dissociated at $eB = 24 m_\pi^2$. A similar situation is noted for the dissociation of bottomonium however the dissociation of bottomonium is larger than charmonium. This conclusion is agreed with works such that [13, 14, 25].

Table. 4. Dissociation of bottomonium in the magnetic field.

$b\bar{b}$	$T = 2 T_c$	$T = 1.99 T_c$	$T = 1.98 T_c$
$\alpha=1$	$eB = 41 m_\pi^2$	$eB = 42 m_\pi^2$	$eB = 43 m_\pi^2$
$\alpha=0.5$	$eB = 35 m_\pi^2$	$eB = 37 m_\pi^2$	$eB = 38 m_\pi^2$

5. Conclusion

The SE is analytically solved by conformable fractional of the NU method, where the real fractional potential includes temperature T and eB . The eigenvalues of energy and corresponding wave functions are obtained, in which they depend on the fractional parameter $0 < \alpha \leq 1$. The study shows the effect of fractional parameter on the effective interaction potential, the binding energy, dissociation of quarkonium in which the interaction potential is screened by increasing the fractional parameter. The binding energy and the dissociation of temperature in the fractional quark model are lower than the classical quark model at $\alpha = 1$.

References

- [1] R. Alexander, *Phys. Reports* **858**, 1-117 (2020).
- [2] B. Jean-Paul and M.A. Escobedo, *J. High Energy Phys.* **6**, 1 (2018).
- [3] M. Abu-Shady, H. M. Mansour, and A. I. Ahmadov, *Adv. High Energy Phys.* vol. **2019**, ID 4785615 (2019).
- [4] M. Abu-Shady and A. N. Ikot, *Eur. Phys. J. Plus* **134**, 321 (2019).
- [5] M. Abu-Shady, and M. Soleiman, *Phys. Particles and Nuclei Lett.* **10**, 683 (2013).
- [6] M. Abu-Shady, *Mod. Phys. Lett. A* **29**, 1450176 (2014).
- [7] M. Abu-Shady and H. M. Mansour, *Phys. Rev. C* **85**, 055204 (2012).
- [8] V. Skokov, A. Illarionov, and V. Toneev, *Int. J. Mod. Phys. A* **24**, 5925 (2009).
- [9] V. Voronyuk, V.D. Toneev, W. Cassing, E.L. Bratkovskaya, V.P. Konchakovski, and S.A. Voloshin, *Phys. Rev. C* **83**, 054911 (2011).
- [10] C.S. Machado, F. S. Navarra, E. G. de Oliveria, and J. Noronha, *Phys. Rev. D* **88**, 034009 (2013).
- [11] M. Hasan, B. Chatterjee, B. K. Patra, *Eur. Phys. J. C* **77**, 767 (2017).
- [12] P. Bagchi, N. Dutta, B. Chatterjee, S. P. Adhya, arxiv: 1805.04082V1 (2018).
- [13] C. Bonati, M. D'Elia, and A. Rucci, *Phys. Rev. D* **92**, (2015).
- [14] M. Abu-Shady, and H. M. Fath-Allah, arxiv2104.00545 (2021).
- [15] Abu-Shady, and Sh Y. Ezz-Alarab. *Few-Body Systems* 62.2:1-8 (2021).
- [16] Al-Jamel, *Int. J. Mod. Phys. A* 34, 1950054, (2019).
- [17] T. Abdeljawad *J. Comput. Appl. Math.* 259, 57, (2015).
- [18] R. Herrmann, arXiv /0510099v4 (2006).
- [19] M. Abu-Shady, *Int. J. Mod. Phys. A* 34.31: 1950201 (2019).
- [20] I. Podlubny, *Fractional Differential Equations* (Academic Press, 1999).
- [21] M. Caputo and M. Fabrizio, *Prog. Fract. Differ. Appl.* **1** 73, (2015)
- [22] R. Khalil, M. A. Horani, A. Yousef, and M. Sababheh, *J. Comput. Appl. Math.* 264, 65, (2014).

- [23] H. Karayer, D. Demirhan, and F. Büyükkiliç, *Commun. Theor. Phys.* **66**, 12, (2016).
- [24] R. Kumar and F. Chand, *Commun. Theor. Phys.* **59**, 528 (2013).
- [25] M. Hasan, B. K. Patra, arxiv:200412857 V1 (2020).
- [26] E. J. Ferrer, V. de la Incera and X. J. Wen, *Phys. Rev. D* **91**, 054006 (2015).
- [27] Yu. A. Simonov, *Phys. At. Nucl.* **58**, 107 (1995).
- [28] M. A. Andreichikov, V. D. Orlovsky and Yu. A. Simonov, *Phys. Rev. Lett.* **110**, 162002 (2013).
- [29] M. Hasan, B. K. Patra, B. Chatterjee, and P. Bagchi, arXiv:1802.06874 (2018).
- [30] J. Beringer, Particle Data Group, Review of Particle Physics, *Phys. Rev. D* **86**, 010001 (2012).
- [31] V. K. Agotiya, V. Chandra, M. Y. Jamal, and I. Nilima, *Phys. Rev. D* **94**, 094006 (2016).