

Trapping Ions and Atoms Optically

Tobias Schaetz¹

¹*Albert-Ludwigs-Universität Freiburg, Physikalisches Institut,
Hermann-Herder-Straße 3, 79104 Freiburg, Germany*

(Dated: May 5, 2021)

Isolating neutral and charged particles from the environment is essential in precision experiments. For decades, this has been achieved by trapping ions with radio-frequency (rf) fields and neutral particles with optical fields. Recently, trapping of ions by interaction with light has been demonstrated. This might permit combining the advantages of optical trapping and ions. For example, by superimposing optical traps to investigate ensembles of ions and atoms in absence of any radio-frequency fields, as well as to benefit from the versatile and scalable trapping geometries featured by optical lattices. In particular, ions provide individual addressability, electronic and motional degrees of freedom that can be coherently controlled and detected via high fidelity, state-dependent operations. Their long-range Coulomb interaction is significantly larger compared to those of neutral atoms and molecules. This qualifies to study ultra-cold interaction and chemistry of trapped ions and atoms, as well as to provide a novel platform for higher-dimensional experimental quantum simulations. The aim of this topical review is to present the current state of the art and to discuss current challenges and the prospects of the emerging field.

PACS numbers: 37.10.Ty,03.67.Lx,34.50.Cx

INTRODUCTION

Trapping charged atoms in rf-fields features deep trapping potentials of the order of $1\text{ eV} \approx k_B \times 10^4\text{ K}$ and related long lifetimes, as well as Coulomb interaction of long range. Over decades, trapped ions and advanced tools for their control are propelling many fields of research [1, 2]. For example, progress in the realm of quantum information processing results in unique control of motional and electronic states of individual ions [3, 4], located in one dimensional Coulomb crystals, that is, linear strings of up to 20 ions. Operational fidelities close to unity for state preparation, phonon mediated interactions and detection allow for reaching or setting the state of the art for few particles, in quantum metrology [5–7], quantum computation [8–11], as well as in analogue and digital quantum simulation [12–16].

However, trapping via rf-fields is accompanied by inevitable side effects such as rf-driven motion. This so called micro-motion is superimposed on the secular motion of the ion within its time-averaged trapping potential and is undesirable or detrimental for several applications [6, 18–20]. In addition, scaling Coulomb crystals in size and dimension while preserving the level of individual control remains a demanding task [4, 8, 21]. For neutral particles, optical fields are a well established technique for confining in potential wells of the order of $k_B \times 10^{-3}\text{ K}$ [22], featuring versatile trapping geometries scalable to large two and three dimensional lattices [23]. Combining advantages of ions and optical traps has been achieved by a number of different approaches.

Spatially overlapping optical fields for trapping neutrals and rf-fields for trapping charged atoms to study the atom-ion interaction has lead to seminal experiments

in so called hybrid traps [24]. In the temperature regime of tens of millikelvin, reactive collisions involving molecular ions have been studied [25, 26]. To reach even lower temperatures, rf-trapped ions were immersed into clouds of ultra-cold atoms [27–30], such as Bose-Einstein condensates (see figure 1a). Hybrid traps permit to prepare and investigate electronic- and motional states of the ion using state of the art techniques [30]. However, in the context of atom-ion interaction, it has been shown that the minimal energy of an ion embedded in a bath of ultra cold atoms remains independent of the temperature of the bath and is set to the level of $100\ \mu\text{K}$. It is limited by the inevitable rf-micro-motion induced during the atom-ion interaction, pumping energy into the system (see figure 2) - even in the ideal case where no stray electric fields are present [18, 19, 31, 32].

Another approach is to provide the trapping of ions, replacing the confinement along the axis of a linear rf-trap by a one dimensional optical lattice. It permits locally shaping trapping potentials while keeping the rf-confinement for the radial degrees of freedom [33–36]. This approach opened new perspectives, e.g., for studies of classical and quantum phase transitions in the context of friction [37–39].

The approach emphasized in this review focusses on trapping ions in optical fields, omitting any rf-field. This has been achieved for the first time in a close detuned optical dipole trap [40] in the ultra-violet (UV), followed by a one dimensional optical lattice [41]. Recently, trapping of ions in a far detuned optical trap (VIS) has been reported [42]. Further improvements resulted in lifetimes of a Doppler cooled ion reaching several seconds, exploiting enhanced control and a further de-tuned laser (NIR) [43].

Long lifetimes of ions in dipole traps, accompanied by

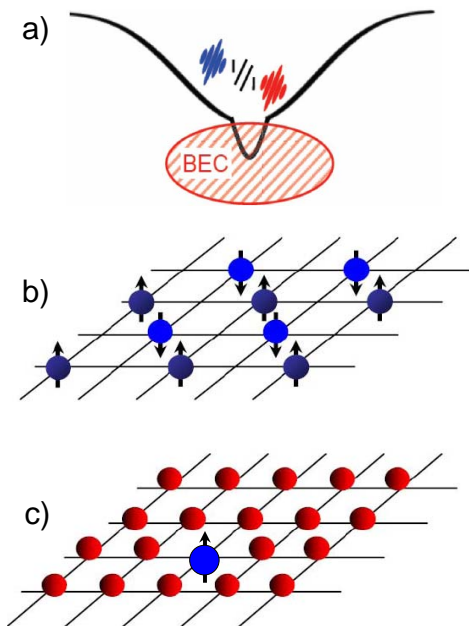


FIG. 1. (color online) **Examples of applications for optically trapped ions:** **a)** An ion immersed into an ultra-cold bath of atoms (BEC). In the presence of rf-fields, the kinetic energy of the ion remains several orders of magnitude above the temperature of the atomic bath. Confining atoms and ions in a common optical potential provided by a (bi-chromatic) dipole trap is predicted to feature sufficient sympathetic cooling and, due to the absence of rf-micro-motion, to lower the collisional energy down to the regime, where quantum effects are predicted to dominate. 1D optical lattices are envisioned to enrich this approach, (i) acting as conveyor belts, on the single ion and single atom level or, (ii), providing sympathetic cooling prospects by isolating generic (molecular) ions from direct contact with its reactive coolant. **(b,c)** New options for analogue quantum simulations (AQS) based on ions (blue) and atoms (red) in optical potentials (black lines as a guide to the eye) allowing for studies of many-body effects [17]. (b) Ions populate an optical lattice on well separated sites. The Coulomb force inhibits filling of all lattice sites, but still provides a large strength of dipolar, long-ranging interaction, mediating effective spin-spin interaction. (c) An ion and atoms populate a common, however, species and electronic state-dependent trap array provided by an optical lattice. This enables for example, sharing the charge via tunneling electrons.

long coherent times and low heating rates are beneficial to reach the regime of ultra cold interaction in dilute atom-ion ensembles and key for experimental quantum simulations in optical lattices with many ions, or ions and atoms, as anticipated in figure 1b,c.

In the following, we aim to discuss challenges and prospects of the field on the basis of two showcases:

(1) in the field of ultra cold chemistry: Embedding optically trapped ions into quantum degenerate gases is predicted to allow for reaching temperatures, 4-5 orders of magnitude below the current state of the art (see

figure 2 and references [18, 19, 31]. This should permit entering the regime where quantum effects are predicted to dominate: (i) in many-body physics, including the potential formation and dynamics of mesoscopic clusters of atoms of a Bose-Einstein-Condensate, binding to the “impurity ion” [44], as well as (ii) the subsequent two-particle s-wave collisions, the ultimate limit in ultra-cold chemistry.

(2) in the field of analogue quantum simulations (AQS): Optically trapping of ions in lattices might short cut the current lack of scalability in size and dimension of the trapped ion systems. In addition, new classes of quantum simulations will become accessible, by combining optically trapped ions and atoms in common optical lattices (see figure 1 and references [15, 17]).

METHODS

We want to summarize fundamental questions on the general limitations and challenges of optical trapping of ions, as well as the methodology required.

While preparation and detection remains provided by a conventional, linear rf-trap, optical trapping is performed in the presence of electric stray and control fields, but in the absence of any rf-field. The experiments so far followed a common protocol [40], further detailed in sections below. An atom out of a thermal beam is resonantly photo-ionized and trapped in a linear Paul trap. The confinement is provided by rf-fields for the radial degrees of freedom and by dc-fields along the axis (see figure 2). After trapping and cooling of the ion, (1) the Doppler cooling laser is switched off, (2), the dipole trap laser is switched on, and (3), the RF potential is ramped down to zero. The dipole trap is kept on for the optical trapping duration. Afterwards, the sequence is reversed for the transfer back into the conventional Paul trap. If the CCD camera monitors the fluorescence light of the ion during Doppler cooling again, it reveals with near unity efficiency that the trapping attempt has been successful. Note, during the transfer between the different traps, all fields have to be considered simultaneously.

coupling of external fields to the charge monopole and the optically induced dipole

We discuss the consequences of the charge monopole on the trapping characteristics within the optical trap that relies on the optically induced dipole. This includes the ion’s dynamics during the intermittent exposure to the rf-dc-optical potentials while getting transferred between traps and the potential “onset” of differences in optically trapping ions compared to optically trapping of atoms [22]. To the best of our knowledge, all relevant

aspects have been considered and elaborated on [45] and we identified the main, technically remaining limitations, stray-electric fields. All topics are briefly summarized in the following - our current solutions are listed, while their details can be found in the specified references. For the case of stray electric fields we present our current working-solution in more detail in the following subsection.

(1) The effect of the light field directly interacting with the charge causes a residual, optically-driven micro-motion [45]. Calculations show that this causes a negligible impact since it remains further detuned by seven orders of magnitude compared to the rf. For an atom-ion ensemble, it is predicted to permit reaching the pico-Kelvin regime.

(2) The impact of constant or slowly drifting stray electric fields on the charge disturbs trapping conditions [46] and can shift the ion out of the shallow optical potential, independent on the temperature of the ion [47]. To permit decreasing laser intensities to reduce the related off-resonant scattering and heating effects, stray-electric fields have to become further diminished (see below).

(3) The impact of the curvature of the dc-fields reduces the overall trapping potential inevitably by defocussing [47] following to Laplace's equation [2]. These dc-fields are required for providing dc-confinement in some degrees of freedom, controlling curvatures (trapping frequencies) and orientation of the principal axes [48], while allowing for additional diagnostics and control.

(4) The dynamics caused by switching optical and rf - fields, e.g., to control the transfer of the ion between traps, can affect the stability of the individual traps and cause consequences for the ion exposed to their intermittent overlap [41, 47]. On the one hand, the rf-potentials should be switched sufficiently fast to cross higher order resonances within the stability regime of the idealized quadrupole potential [49] without relevant energy transfer. On the other hand, they must be switched sufficiently slow in comparison to the inverse of the relevant trapping frequencies to enable an adiabatic transfer. In addition, optical lattices might feature trapping frequencies of the order of half of the frequency of the rf-drive, causing direct or parametric heating. Intermittent storage within a dipole trap and subsequently switching to the lattice in the absence of the rf turned out to be viable [41].

(5) The trapping conditions degrade if a frequent reloading of both species of choice is required. Higher background pressure reduces lifetimes and compromises stable conditions, either by lethal collisions, enhanced by higher ion-atom cross sections compared to their neutral counter parts [50] or non-deterministic near-crossing trajectories of residual ions tramping in the rf-trap. Cleaning the trapping volume completely, e.g., by switching off the rf-field while saving a single ion by an intermittent dipole trap turned out to be helpful. Ablative loading via a pulsed laser system can help to reduce this prob-

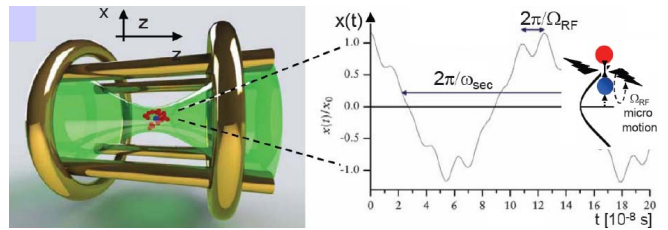


FIG. 2. (color online) **rf-micro-motion and the related, fundamental heating of an atom-ion ensemble:** left: Spatially overlapping the center of a linear rf-trap for ions (gold: four quadrupole rods providing the radial-rf, two ring electrodes the axial-dc confinement) with an optical dipole trap (green) for atoms. right: The rf-field forces the ion to quiver at the rf-drive of frequency Ω_{RF} when it is displaced from the rf-node (and/or oscillates with its secular frequency ω_{sec} in the time-averaged pseudo potential). inset: Even if the ion is taken to behave as a classical object, at $T=0$ and assuming ideally compensated stray-electric fields, the intrinsic interaction between the ion and an approaching atom leads again to an inevitable displacement from the rf-node. The time-dependent disturbance via the rf field sets the fundamental lower limit to the minimal achievable mutual kinetic energy.

lem [51] accompanied by efficient photo-ionization [52]. Further improvement is anticipated following the concept of conveyor belts for single, sympathetically cooled molecular ions [53, 54] up to crystalline, three dimensional beams of ions [55], as established in this context for atoms [29, 30, 56], passing differential pumping sections. Cleaner conditions could get be further assisted by a cryogenic environment. These measures will also help to reduce the deposition of patch potentials, beneficial to decrease the impact of effects treated in (2) and below.

(6) The effect of technical noise out of the environment can be mitigated by efficient filtering, ideally down to the level where fluctuating patches on the surfaces of the electrodes cause anomalous heating [4]. This is currently not a limiting factor for experiments, since these effects drop with d^{-4} , where d represents the distance to the electrode. However, for even reduced laser intensities and related trapping frequencies, these effects might again influence the ion when aiming for lowest temperatures. Recently, methods for reducing anomalous heating by more than two orders of magnitude with either surface treatments [57–59] or cold electrode surfaces [60–62] have been reported. The fundamental limitation will be set by Johnson noise, related to the thermal motion of the electrons within the metal, decreasing with decreasing temperature of the electrodes [58]. The heating due to beam pointing and frequency/intensity jitter of the lasers involved should remain comparable to their effects on neutral atoms, however, the ensemble will remain prone to a mutual jitter of lasers within a bi-chromatic trap.

**compensation of stray fields
exploiting the ion as the sensor**

The state-of-the-art techniques for compensating stray-electric fields had to be improved by two orders of magnitude, to (1) set the stage for the compensation of excess rf-micro-motion in hybrid traps containing Li-atoms [18] and to (2) further improve the optical trapping conditions in the future, for example, to permit optically trapping at substantially lower laser intensities [42].

We have to consider that trapped ions will be displaced by residual stray-fields. Optical trapping is possible for a maximal displacement of half of the beam waist, where Gaussian beams yield the steepest gradient and their maximal counteracting force, respectively (see figure 3a). Note that optical forces acting on the ion can remain comparable to the trapping forces of the minimal rf-confinement obtained just before the rf-field is switched off, even though the total depth of the trapping potential shrinks by 6-7 orders of magnitude. Our method of choice is based on minimizing the displacement of the ion while operating the rf-trap [42], even though the rf-drive is irrelevant after switching the rf-trap off. The approach exploits the ion itself as a sensitive detector to identify displacements due to residual fields by switching the depth of the rf-pseudo-potential between extremal amplitudes. Exploiting the tightly focussed dipole beam itself, yet strongly attenuated, still induces an differential AC-Stark shift. It alters the fluorescence rate of the ion dependent on its position and relates it to the two stray-field dependent positions for two different rf-confinements. In addition, the method allows optimizing the overlap of the centers of the rf-trap and the optical trap(s), minimizing the heating during an imperfect adiabatic transfer between the traps. Modulating the rf-confinement and exploiting lock-in techniques are promising to further enhance the sensitivity.

**protocol of optical trapping:
rf-trap for established preparation/cleaning and
detection only**

The procedure for optical trapping a $^{24}\text{Mg}^+$ and $^{138}\text{Ba}^+$ ion within UV (280 nm) [40, 41], VIS (532 nm) [42] and NIR (1064 nm) [43] dipole traps is identical. The direction of the k-vector has been varied, enclosing between 45° and 0° with the z-axis of the linear trap (see figure 2), realized in three different apparatus [54, 63]. To load an ion into a dipole trap and to finally detect its optical trapping consists of the following steps:

- (1) Photo ionizing an atom out of a thermal atomic beam, trapping, Doppler-cooling it in a conventional rf-trap and appropriately compensating stray-fields.
- (2) Providing the dipole trap by a Gaussian laser beam

focussed onto the ion and switching off the rf-drive of the Paul trap. From that time on, the ion is confined by the dipole trap in the directions perpendicular to the k-vector of the beam. The conventional dipole trap is assisted by dc-confinement along the axis of the linear trap, while the 1D optical lattices provided by retro-reflecting the beam confines an ion all optically. Loading might have to be assisted by an intermittent step (see issues of parametric heating treated above).

(3) Switching on the rf-drive again and verifying the presence of the ion via its fluorescence during Doppler-cooling.

AC-Stark shifts and the related optical potentials and forces depend on the wavelength of the dipole laser and the dedicated electronic state [22]. For $^{24}\text{Mg}^+$, a red detuned UV dipole laser provides trapping in the $S_{1/2}$ ground-state. The VIS trap on $^{138}\text{Ba}^+$ provides trapping in the $S_{1/2}$, but anti-trapping in the $D_{3/2,5/2}$ states. The latter can either become occupied by optical pumping or reached by off-resonant scattering, leading to a loss of the optically trapped ion. Recently, a re-pumping scheme was realized, allowing for de-populating the $D_{3/2,5/2}$ states during optical trapping, prolonging the lifetime of the ion by an order of magnitude [43]. The NIR trap on $^{138}\text{Ba}^+$ provides trapping in the $S_{1/2}$ and in the $D_{3/2,5/2}$ states, the latter still confined, but at trap depths reduced by $\sim 75\%$ [43].

We determine (i) the lifetime, (ii) the temperature, (iii) heating rates and (iv) scattering rates, by measuring the optical trapping probability in dependence on different parameters. To access (i), we vary the duration of the trapping attempt, for (ii) we alter the optical trap depth and for (iii) we follow the protocol of the temperature measurement, however, adding a delay between preparation and optical trapping. During this delay trapping is still secured by rf-fields, however, it incorporates the specific operation to investigate its impact. To derive (iv), we study the influence of re-pumping lasers.

In addition: There is the huge variety of control, diagnostic and detection schemes which are available from work on small numbers of ions in rf-traps [4]. Methods, such as (sympathetic) cooling to the motional ground state [64], individual addressing [65], state detection with close to unit efficiency down to single photon sensitivity [66], coherent state operations [5, 17], as well as vibrational spectroscopy with femto-second resolution on single molecular ions [53] are at hand already, still awaiting their exploitation.

RESULTS

trapping the ions optically

In the year 2009, optical trapping of a $^{24}\text{Mg}^+$ ion, in absence of any rf-fields, was achieved (optical power

~ 0.2 W at a waist of $\sim 6.5 \mu\text{m}$) - first in a single-beam dipole trap, superimposed by a static electric potential [40]. Subsequently, all optical trapping of the ion in an optical lattice (1D-standing wave) has been demonstrated [41] for similar parameters. However, the lifetime of the ion remained limited to milliseconds. This was due to off-resonant photon scattering out of the trapping laser field and the related photon recoil. At a recoil energy of $2E_{\text{recoil}} \approx 10 \mu\text{K}$ and a scattering rate of 750ms^{-1} , the ion is heated out of the comparatively shallow trapping potential of a depth of the order of 40 mK.

One-dimensionally pinning of ions(s) in rf-hybrid traps was reported in the year 2010 for $^{40}\text{Ca}^+$ [34] and in 2012 for $^{174}\text{Yb}^+$ [36]. Radially, the confinement of the ion(s) along one axis was still achieved by an active linear rf-trap, however, overlapped with the axis of a standing wave within an optical cavity. Side-band cooling close to the motional ground state has been achieved within these novel hybrid traps [36].

In 2014, a purely optical confinement of a $^{138}\text{Ba}^+$ ion within a far-detuned dipole trap was demonstrated (optical power of ~ 10 W at a waist of $\sim 4 \mu\text{m}$). This allowed to reduce recoil heating by four orders of magnitude, however, the lifetime remained limited to milliseconds. This is still due to the off-resonant scattering rate: indeed, the latter is strongly reduced by three orders of magnitude, but remains responsible for optical pumping into meta-stable electronic states of Ba^+ , featuring different AC-Stark shifts and repelling forces induced by the VIS dipole laser.

Still, the lifetime is sufficient to immerse Ba^+ ions into an ensemble of ultra-cold atoms within a common dipole trap and to investigate sympathetic cooling already. To permit efficiently enhanced life- and coherence times in dipole traps and optical lattices, following the receipts of trapping neutral atoms, the detuning as well as the laser power has been increased [22]. In 2016, trapping of a Ba^+ ion within an IR dipole trap was achieved [43]. This is the key prerequisite to permit confinement of ultra-cold atoms and ion(s) in a common (bi-chromatic) optical trap (see figure 3).

Considering the compensation of stray-electric fields, we are currently reaching the level of 1 mV/m at the position of the ion. This level permits lowering the intensity of the lasers and is sufficient to address and test prediction on the suitability of Li to reach the quantum regime in hybrid traps [18].

DISCUSSION

The aim of this section is to discuss the significance of the results reported above to help circumventing fundamental limitations or substantial challenges in applications by combining the advantages of optical trapping and ions. First, we discuss requirements

and prospects of optically trapping in the regime of temperatures directly reached by Doppler-cooling. Second, we dwell on the improvement of our approach in the context of aiming at reaching the regime of ultra-low temperatures. The related prospects for some applications, illustrated in figure 1, will be described in the next section.

To increase the lifetime, lower laser intensities and related scattering rates are beneficial. Currently, deep optical traps are still required to permit trapping ions at comparatively high initial temperature. A promising option to reduce the residual loss is to choose an ion species with a reduced branching ratio into meta stable states or even featuring a closed transition only. For some applications, e.g., those dependent on a larger amount of optically trapped ions, it might be sufficient to increase the rate of re-pumping by stroboscopically alternating laser exposure at a rate much larger than the inverse of the secular frequencies. Still, residual scattering compromises longer coherence times.

Coulomb crystals in optical traps

To illustrate the protocol for entering the regime of ultra-cold atom-ion ensembles, we select the combination of a $^{138}\text{Ba}^+$ with two atomic species of extremely different masses, ^{87}Rb and $^{6,7}\text{Li}$, here focussing on Rb. Long lifetimes are indispensable for scaling to a larger number of ions to investigate multiple ions trapped in optical potential(s). For example, for studying Coulomb crystals and structural phase transitions to more dimensional structures at Doppler temperatures, well established and exploited in rf-traps [67, 68]. However, more dimensional Coulomb crystals in rf-traps experience an even enhanced impact of the rf-field on the ions, since the ions are intrinsically displaced from the rf-free axis. In this context, the state dependency of optical trapping potentials and the available coherent control of electronic states can be exploited to follow intriguing proposals on structural phase transitions [69–72] and related quantum effects. Optionally, embedding sympathetically cooled (molecular) ions or even sympathetically cooled, positively charged ions, sufficiently close, but spatially separated to ions of negative charge will enrich the prospects.

Cooling atom-ion ensembles into the quantum regime

To provide the required bath of ultra cold atoms, we follow established procedures [73].

(a) Realizing an all optical, bi-chromatic trap for $^{138}\text{Ba}^+$ ions and ^{87}Rb atoms: Loading of Rb atoms into a MOT (typically 2×10^8 atoms ($\sim 10^{11} \text{cm}^{-3}$ at $150 \mu\text{K}$

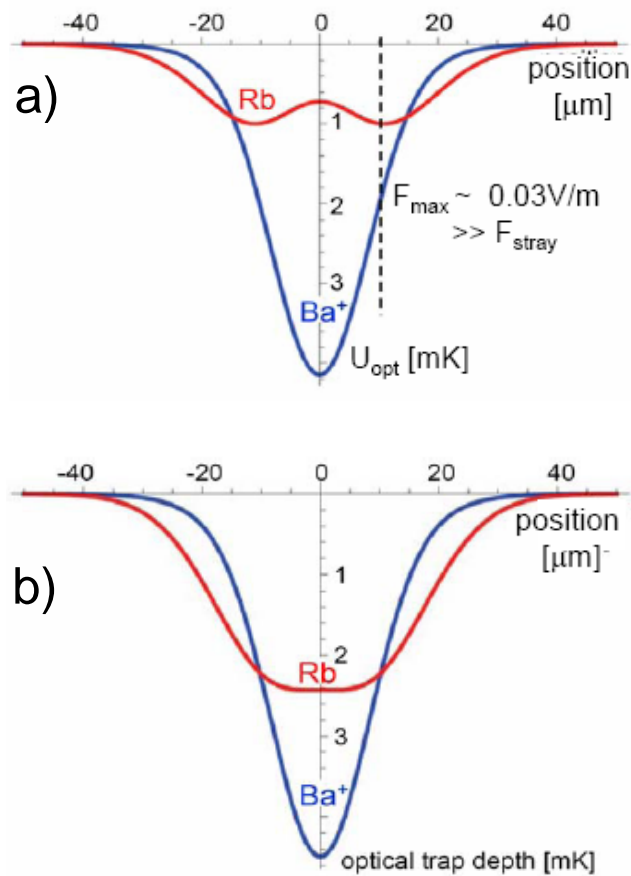


FIG. 3. (color online) **Optical trapping potentials for $^{138}\text{Ba}^+$ (blue) and Rb (red) for different, available laser powers within the bi-chromatic (1064 nm and 532 nm) dipole trap of given waists:** a) The 532nm beam is responsible for trapping Ba^+ (493 nm) and is leading to a de-focusing effect in the bi-chromatic trap centre for Rb (780nm), mainly stored by the 1064nm wavelength, spatially separating the two species. b) Increasing the IR power permits compensating the de-focussing effect and to spatially overlap atoms and the ion in the centre. Adjusting the relative laser power will allow to tune the depth of the optical traps individually, e.g., to enable and control the evaporative and sympathetic cooling rates. Preparing sufficiently low temperatures by side-band and sympathetic cooling might again turn common trapping within the NIR trap advantageous.

- $50 \mu\text{K}$ after an optical molasses - with a lifetime of $>10 \text{ s}$) followed by an all-optical BEC (4×10^4 atoms after 3 s of loading and evaporative cooling to 50 nK temperatures). It has been demonstrated that Ba^+ ions can get trapped in VIS and NIR dipole traps [43]. Combining the two provides a bi-chromatic dipole trap that permits controlling the confinement of the Rb atoms separately (see figure 3). Specifically, it permits inducing species dependent (de)focussing and, thus, additional control on the spatial overlap, the density of the atomic ensemble in the vicinity of the ion. The example shown in figure 3a depicts a deep confinement of earth alkali ions in the cen-

tre of the bi-chromatic trap, while a dedicated choice of beam parameters provides a Mexican hat like potential for the alkaline atoms due to the VIS laser remaining detuned to the blue of their relevant transitions. Simpler choices, such as, the confinement of the atom-ion ensemble by the NIR laser alone would provide deeper confinement for the atoms, however, it might also compromise sympathetic cooling during evaporation of atoms.

To reduce loss mechanisms while sympathetically cooling the ion embedded in the cold atomic ensemble, e.g., due to three body collisions [74] (see also figure 4), might require initially reduced atomic densities and related extended periods of elastic atom-ion interaction. In this context it might become essential that the measured upper bound of the heating rate of an ion in the presence of trapping and ambient fields remains sufficiently low, for example, in comparison to predicted sympathetic cooling rates, as estimated in [75]. Reaching sufficiently low temperatures at a first stage will permit the option to trap the ensembles in the NIR trap. Fully exploiting the current level of stray field compensation ($E \approx 0.001 \text{ V/m}$) might permit substantially lower laser intensities [42].

(b) Sympathetic cooling $^{138}\text{Ba}^+$ by ^{87}Rb (BEC) down to 100 nK : The atomic system is predicted by theory to be suitable for sympathetically cooling the ion-atom ensemble to the temperature of the atomic bath on the time scale of milliseconds [75].

Several methods are at hand to measure the rate of sympathetic cooling and the final temperature, such as, deriving the energy distribution of the ion by fitting optical trapping probabilities assuming the energy cut-off model [47], side-band diagnosis [4, 30] and analyzing the loss rate of the atoms, as demonstrated in the hybrid traps already [56].

(c) Sympathetic cooling $^{138}\text{Ba}^+$ by ^6Li and ^7Li - comparison of trapping via rf- versus optical fields: It should become possible to elucidate the prospects of Li atoms as (i) sympathetic coolant, advantageous since most efficient due to its small mass, (ii) collision partner, offering different isotopes of bosonic and fermionic nature, (iii) insensitive to charge transfer, since the relevant inelastic reactions in the Li- Ba^+ system are expected to remain endothermic (Li and Ba^+ forming the ground state), and (iv) remaining the currently only atomic candidate species not fundamentally excluded from exploring and exploiting the ultra cold regime in hybrid traps. In this context it is worth mentioning that it has recently been argued that the first few collisions might also get probed in rf traps for a wide range of species [30].

CONCLUSION

In this section, we aim to further highlight the novelty of the approach by concluding with plans for future work.

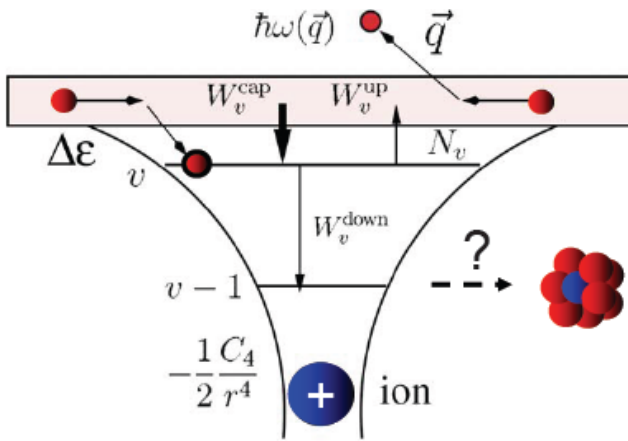


FIG. 4. (color online) **Schematics of the predicted cluster formed by an ion binding many atoms within a BEC:** Diagram of atom capture by an ion where the spontaneous capture in level v is followed by phonon emission at the corresponding rates $W_v^{cap,up,down}$ (courtesy of M. Lukin and R. Cote from [44]). The process of formation might be accompanied by additional losses due to the increased density in vicinity of the ion. Additional control is envisioned via Feshbach resonances and two-photon stimulated Raman transitions.

Ultra Cold interaction - quantum many-body effects

Optical trapping should enable exploring and directly observing many-body processes in the atomic BEC-ion system within the ultra-cold regime. For example, the test of the related predictions on the rapid and efficient formation of a metastable and mesoscopic molecular ion, binding of the order of hundreds of atoms of the BEC within the common ion-atom r^{-4} -potential (see figure 4 and reference [44]). It has to be noted that the related atomic densities within these objects at the predicted sub-micrometer diameter would raise to extremely high values. That is, the dynamics might be strongly affected by three-body collisions and related losses [74], requiring a description beyond the mean field theory the predictions are currently based on. Additional mutual dipolar repulsion of the polarized atoms or even active control via simultaneous atom-atom and predicted atom-ion Feshbach resonances might be considered [19, 76]. The system might allow revealing the characteristics and related dynamics of the ion-atom system during cooling to the nano-Kelvin regime, exploiting tools to control parameters and detect observables of the many-body system directly. Gaining insight into the underlying processes, as well as into the prospects for exploring and exploiting the control might relate these results to solid state/cluster physics; relevant, for example, for processes in condensed matter systems and liquid helium where so-called snowballs and electron-bubbles have been observed [77]. There are substantial advantages of the

atomic BEC-ion system. For example, the low atomic density should permit comparatively clean experiments, while winning established techniques from the field of quantum optics permit highly efficient detection and control for the novel system. One of the key features of an heterogeneous approach is the ability to distinguish the Ba^+ from the atomic Rb-BEC, thus, eliminating resonant charge transfer. Potential tools are:

(a) measuring the secular frequency, i.e., effective mass of the immersed ion: classical vibrational spectroscopy [48] will allow a direct comparison of the secular frequency of the ion, bare and immersed into ultra cold atoms. Any interaction, especially the potential binding of atoms to the ion, will affect the oscillation frequency of the ion in the optical trap. Thus, measuring an altered frequency can be interpreted as observing a dressed ion featuring an effective mass related to the amount of bound atoms, e.g., via resonant excitation and the related enhanced loss rate of atoms out of the surrounding ensemble.

(b) measuring motional excitation on the quantum level: phonon-spectroscopy via two-photon stimulated Raman transitions can be exploited to (i) implement side-band cooling to the motional ground state of Ba^+ , e.g., for initial state preparation, and to (ii) measure the population of the quantized motional states, permitting direct measurements of the temperature and energy distribution of the ion, respectively [30]. Additionally, the related motional control can be extended on the predicted ion-atom cluster to (iii) gain external control on the raising and lowering rates of the atomic population in the bound states. For specific energies/detuning, and as the atoms surrounding the ion drop deeper into the “ionic well”, the remaining BEC atoms would gain energy and be ejected from the trap, leading to quantized atom loss rates for discrete laser detunings - potentially assisted by a modulation of the trapping potential. Thus, implementing (iii) could permit to spectroscopically resolve the binding energy, chemical potential and energy difference between bound states [44]. Additionally, driving the transitions at dedicated Rabi-rates might permit to reveal the timescales for the formation of the cluster, as well as measuring and controlling the internal state dynamics on their path from an originally metastable (all bound atoms in the highest excited state) towards its deeper bound states - and extract the dependence on relevant parameters of the system, such as, its finite size and temperature.

(c) detection of the interaction range of polarization via EIT: recently, EIT has been shown suitable to image the blockaded Rydberg sphere in cold atomic samples [78], permitting a non-destructive detection of Rydberg excitations. The interaction between two Rydberg atoms is reported to become sufficiently strong to shift the relevant energy levels out of resonance: illuminating the atoms by a pair of EIT-lasers reveals a shift of levels,

breaking the former condition for transparency, causing the region affected to become opaque again. A similar approach should be applicable in the atom-ion systems: in the region surrounding the ion, the atoms experience a mutual dipole-dipole interaction and the polarization interaction due to the ion that might shift the relevant levels sufficiently to break the EIT condition, hence leading to a way to image the location and size of the related cluster. Combined with the method described in (a), the atomic density within the ion-atom ensemble might become accessible.

(d) exploiting the sensitivity of the “ion-impurity” to external fields: depending on the success of the methodology described above, the control on the BEC might be extended itself, using the ion as an inherent impurity, precisely addressable by external fields. Applications might be (i) creating and controlling rotational excitations (vortices) within the BEC, (ii) controlling the spatial position of the BEC by electrostatic forces and altering the trapping conditions, and (iii) immersing more than one ion into the BEC causing a potential partial shielding of their charges and mutually reduced repulsion, e.g., to further extend (i) and (ii).

Ultra Cold Chemistry - reactive collisions

Dependent on the dynamics occurring on the way towards the ultra-cold regime, two-particle s-wave collisions can be reached. The ultimate limit in ultra-cold chemistry might become accessible in fundamentally different ensembles. Examples are: (1) Ba^+ ion and Rb: fundamentally out of reach for hybrid traps. (2) $^{138}\text{Ba}^+$ and $^6,7\text{Li}$: a priori not excluded for hybrid traps, assuming a sufficient level of stray field compensation. Here, we briefly discuss the Ba^+ -Rb system (see figure 5). The collision process between the $\text{Ba}^+(^2\text{S})$ ion and the $\text{Rb}(^2\text{S})$ atom involves the elastic scattering (EL) between the ion and the atom, and two types of inelastic events: charge transfer (CT) and radiative association (RA). Elastic collisions will lead to the initial energy transfer from the ion to the cold atom(s), that is, sympathetic cooling of the ion and the subsequent escape of the atom(s) from the trap. This process will also yield ultra-cold ions in first place, if the cross section for the elastic scattering was much larger than that for the inelastic events (predicted to be fulfilled for Rb and Ba^+ [75]). Molecular states of the $(\text{BaRb})^+$ molecule, corresponding to the $\text{Ba}^+(^2\text{S})+\text{Rb}(^2\text{S})$ dissociation limit, are excited states of the molecular ion (the ground state corresponds to the $\text{Ba}(^1\text{S})+\text{Rb}^+(^1\text{S})$ asymptote, lying approximately 8344 cm^{-1} below the $\text{Ba}^+(^2\text{S})+\text{Rb}(^2\text{S})$ asymptote). The collision between the $\text{Ba}^+(^2\text{S})$ ion and the $\text{Rb}(^2\text{S})$ atom can lead to the formation of the bound $(\text{BaRb})^+$ molecular ion in its electronic ground state

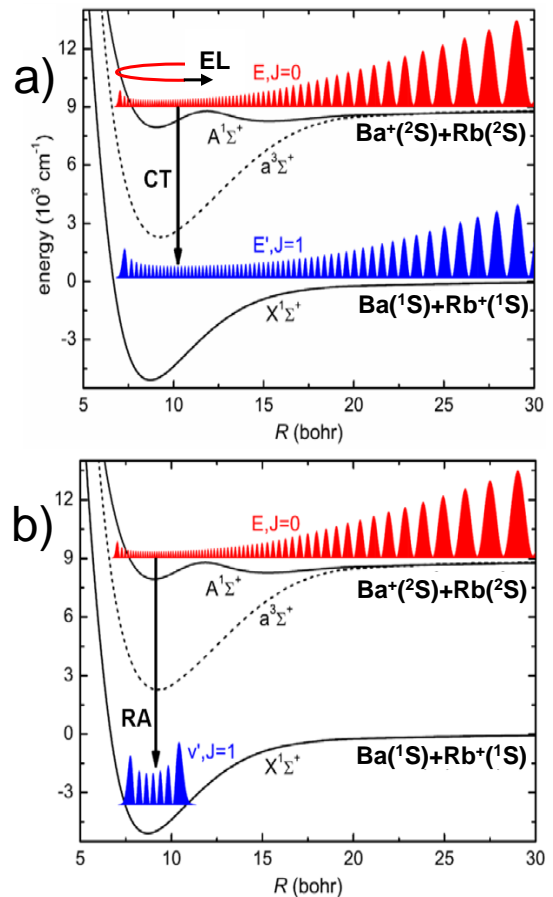


FIG. 5. (color online) **Schematics illustrating the two competing, inelastic processes, relevant for the formation of a molecular ion: a) charge transfer (CT) and b) radiative association (RA), shown here into one out of several ro-vibrational states.** To permit investigating the formation of molecular ions, the cross section for RA has to be dominant (data of ab-initio calculations: courtesy of R.Moszynski) and confirmed by experiments at milli-Kelvin temperatures. Optically trapping might permit measuring the cross-sections and state-sensitively detect the branching ratios into the product states while keeping the molecular product, e.g., within a novel form of an hybrid trap, an intermittent rf-multi-pole trap providing deep confinement at a negligible rf-field and related minuscule rf-micro-motion at its centre.

via RA. The continuum wave function of the singlet and triplet manifold, corresponding to the $\text{Ba}^+(^2\text{S}) + \text{Rb}(^2\text{S})$ dissociation limit, is connected to (several) bound ro-vibrational levels of the ground electronic state through the electric dipole operator. A different inelastic mechanism that may occur in the collision between the $\text{Rb}(^2\text{S})$ atom and the $\text{Ba}^+(^2\text{S})$ ion involves the CT of the electron from the $\text{Rb}(^2\text{S})$ to the latter. Finally, a free $\text{Ba}(^1\text{S})$ atom and $\text{Rb}^+(^1\text{S})$ ion will arise. The continuum wave function of the excited triplet and singlet manifold is again electric dipole connected to the ground electronic state, but this time to the ro-vibrational continuum.

Close collaboration with theory might allow mapping out the relevant processes as a function of the experimental conditions (e.g., energy/temperature, electric/magnetic fields, preparation of internal states of atoms/ions). It is worth emphasizing that optical fields can influence the formation and dissociation of molecules, respectively. Dependent on the wavelength, they might assist the formation of molecules by radiative association or transfer population into a dissociative channels [25, 79]. Experimental data is required for understanding and ultimately controlling the behavior of mixed atom-ion systems in the quantum regime.

Experimental Quantum Simulations - designing quantum many-body effects

We sketch how the field of Analog Quantum Simulations (AQS) might be enriched by optically trapped ions and atoms in optical lattices, originally considered for the field of QIP [80]. Optical lattices can be further stabilized and enhanced by optical cavities in more dimensions while benefitting from the coordinated choice of magic wavelengths [81] and state dependent potentials [40]. For a more detailed and general overview in the context of our proposal, please refer to [16, 17, 63, 82–84] and references therein. However, AQSs based on atoms and ions are already appealing in the presence of rf-fields. The possibility to study dynamics from Peierls-transitions [85] to friction models with a very high degree of control is intriguing [37–39]. One option is to tailor non-harmonic potentials by a combination of optical lattice potential and rf-trap confinement, as suggested in [86], here, to study quantum heat engines, as well as motors and ratchets in such potentials, while considering quantum tunneling.

Realizing the proposal of Richard Feynman, that is, to run AQSs of mesoscopic size, is predicted to open new frontiers of science by studying high-energy physics, cosmology, atomic physics, quantum chemistry and even biology. With the envisioned size of only tens of ions/atoms/spins, we could already perform useful AQS, beyond the scope of classical computation [16, 87, 88]. In this context we propose to exploit the major advantage of an array of ions compared to atoms in an optical lattice, that is, that the effective interactions are long-range, since they are mediated by the Coulomb force. Furthermore, we aim to circumvent at a stroke the major disadvantage of the ionic-approach, its current lack of scalability in size and dimension. In addition, new classes of AQS will become accessible, by combining optically trapped ions and atoms in common optical lattices. It might be possible, for example, to study atoms in a completely occupied lattice, enriched by a small density of ions, sharing electrons by tunnelling,

causing highly entangled states of the compound system featuring quantum dynamics governed by the Bose-Hubbard Hamiltonian. Further scaled AQS would not only provide new results that cannot be predicted otherwise or classically simulated, but they would also allow for the test of various models, required for substantially deepening our understanding of complex quantum dynamics. Here, the proposed scaling in optical lattices might feature a controllable version of magnified lattice structures, providing clean control of otherwise not accessible quantum effects in solids and could be used to study problems in condensed matter physics, such as correlated electrons or quantum magnetism, High-Tc superconductors, quantum Hall ferromagnets, ferroelectrics etc. Their experimental simulation would allow to observe and analyze quantum phase transitions.

This review presents complementary approaches identifying intriguing and challenging problems related to optically trapping of ions as well as early experiments. Currently the field is driven by rapid development and active research. Therefore, the larger picture is in no way complete and we envision the most exciting developments and, most importantly, the related results providing deeper insight into complex quantum behavior, in the (near) future.

We thank I.Cirac and D.Leibfried for fundamental contributions and J.Dallibard, M.Drewsen, R. Moszynski, R. Cote, G. Morigi, V. Vuletic and P. Zoller for fruitful discussions and their comments. This project has received funding from the European Research Council (ERC) under the European Union’s Horizon 2020 research and innovation program (grant agreement n° 648330). We acknowledge support from the DFG within the GRK 2079/1 program and DFG 91b support (INST 39/828-1 and 39/901-1 FUGG), a stipend by the Studienstiftung des deutschen Volkes and from Marie Curie Actions.

-
- [1] W. Paul and H. Steinwedel, “Ein neues massenspektrometer ohne magnetfeld,” *Zeitschrift für Naturforschung A* **8(7)**, 448–450 (1953).
 - [2] Wolfgang Paul, “Electromagnetic traps for charged and neutral particles,” *Reviews of Modern Physics* **62**, 531–540 (1990).
 - [3] D. Leibfried, R. Blatt, C. Monroe, and D. Wineland, “Quantum dynamics of single trapped ions,” *Rev. Mod. Phys.* **75**, 281–324 (2003).
 - [4] David J. Wineland, “Nobel lecture: Superposition, entanglement, and raising schrödinger’s cat,” *Reviews of Modern Physics* **85**, 1103–1114 (2013).
 - [5] T. Rosenband, D. B. Hume, P. O. Schmidt, C. W. Chou, A. Brusch, L. Lorini, W. H. Oskay, R. E. Drullinger, T. M. Fortier, J. E. Stalnaker, S. A. Diddams, W. C.

- Swann, N. R. Newbury, W. M. Itano, D. J. Wineland, and J. C. Bergquist, “Frequency ratio of al^+ and hg^+ single-ion optical clocks - metrology at the 17th decimal place,” *Science* **319**, 1808–1812 (2008).
- [6] C. W. Chou, D. B. Hume, J. C. J. Koelemeij, D. J. Wineland, and T. Rosenband, “Frequency comparison of two high-accuracy al^+ optical clocks,” *Phys. Rev. Lett.* **104**, 070802 (2010).
- [7] N. Huntemann, C. Sanner, B. Lipphardt, Chr. Tamm, and E. Peik, “Single-ion atomic clock with 3×10^{-18} systematic uncertainty,” *Phys. Rev. Lett.* **116**, 063001 (2016).
- [8] D. Kielpinski, C. Monroe, and D. J. Wineland, “Architecture for a large-scale ion-trap quantum computer,” *Nature* **417**, 709–711 (2002).
- [9] D.J. Wineland and D. Leibfried, “Quantum information processing and metrology with trapped ions,” *Laser Physics Letters* **8**, 175–188 (2011).
- [10] S. Debnath, N. M. Linke, C. Figgatt, K. A. Landsman, K. Wright, and C. Monroe, “Demonstration of a small programmable quantum computer with atomic qubits,” *Nature* **536**, 63–66 (2016).
- [11] T. Monz, D. Nigg, E. A. Martinez, M. F. Brandl, P. Schindler, R. Rines, S. X. Wang, I. L. Chuang, and R. Blatt, “Realization of a scalable shor algorithm,” *Science* **351**, 1068–1070 (2016).
- [12] A. Friedenauer, H. Schmitz, J. T. Glückert, D. Porras, and T. Schaetz, “Simulating a quantum magnet with trapped ions,” *Nat. Phys.* **4**, 757–761 (2008).
- [13] R. Islam, E.E. Edwards, K. Kim, S. Korenblit, C. Noh, H. Carmichael, G.-D. Lin, L.-M. Duan, C.-C. Joseph Wang, J.K. Freericks, and C. Monroe, “Onset of a quantum phase transition with a trapped ion quantum simulator,” *Nature Communications* **2**, 377 (2011).
- [14] Esteban A. Martinez, Christine A. Muschik, Philipp Schindler, Daniel Nigg, Alexander Erhard, Markus Heyl, Philipp Hauke, Marcello Dalmonte, Thomas Monz, Peter Zoller, and Rainer Blatt, “Real-time dynamics of lattice gauge theories with a few-qubit quantum computer,” *Nature* **534**, 516–519 (2016), letter.
- [15] R. Blatt and C. F. Roos, “Quantum simulations with trapped ions,” *Nat Phys* **8**, 277–284 (2012).
- [16] J.I. Cirac and P. Zoller, “Goals and opportunities in quantum simulation,” *Nat. Phys.* **8**, 264–266 (2012).
- [17] Ch Schneider, Diego Porras, and Tobias Schaetz, “Experimental quantum simulations of many-body physics with trapped ions,” *Reports on Progress in Physics* **75**, 024401 (2012).
- [18] Marko Cetina, Andrew T. Grier, and Vladan Vuletić, “Micromotion-induced limit to atom-ion sympathetic cooling in paul traps,” *Phys. Rev. Lett.* **109**, 253201 (2012).
- [19] Michał Tomza, Christiane P. Koch, and Robert Moszynski, “Cold interactions between an yb^+ ion and a li atom: Prospects for sympathetic cooling, radiative association, and feshbach resonances,” *Phys. Rev. A* **91** (2015).
- [20] Philipp Hauke, Fernando M Cucchietti, Luca Tagliacozzo, Ivan Deutsch, and Maciej Lewenstein, “Can one trust quantum simulators?” *Reports on Progress in Physics* **75**, 082401 (2012).
- [21] Manuel Mielenz, Henning Kalis, Matthias Wittmer, Frederick Hakelberg, Ulrich Warring, Roman Schmied, Matthew Blain, Peter Maunz, David L. Moehring, Dietrich Leibfried, and Tobias Schaetz, “Arrays of individually controlled ions suitable for two-dimensional quantum simulations,” *Nat Commun.* **7**, – (2016).
- [22] R. Grimm, M. Weidemüller, and Y.B. Ovchinnikov, “Optical dipole traps for neutral atoms,” *Adv. At. Mol. Opt. Phys.* **42**, 95–170 (2000).
- [23] Immanuel Bloch, “Ultracold quantum gases in optical lattices,” *Nat Phys* **1**, 23–30 (2005).
- [24] W. W. Smith, D. S. Goodman, I. Sivarajah, J. E. Wells, S. Banerjee, R. Côté, H. H. Michels, J. A. Montgomery, and F. A. Narducci, *Applied Physics B* **114**, 75–80 (2013).
- [25] Felix H. J. Hall and Stefan Willitsch, “Millikelvin reactive collisions between sympathetically cooled molecular ions and laser-cooled atoms in an ion-atom hybrid trap,” *Phys. Rev. Lett.* **109**, 233202 (2012).
- [26] S. Willitsch, “Ion-atom hybrid systems,” *Proc. Int. Sch. Phys Enrico Fermi* **189**, 255 (2015).
- [27] Andrew T. Grier, Marko Cetina, Fedja Oručević, and Vladan Vuletić, “Observation of cold collisions between trapped ions and trapped atoms,” *Phys. Rev. Lett.* **102**, 223201 (2009).
- [28] Stefan Schmid, Arne Härter, and Johannes Hecker Denschlag, “Dynamics of a cold trapped ion in a bose-einstein condensate,” *Phys. Rev. Lett.* **105**, 133202 (2010).
- [29] Christoph Zipkes, Stefan Palzer, Carlo Sias, and Michael Köhl, “A trapped single ion inside a bose-einstein condensate,” *Nature* **464**, 388–391 (2010).
- [30] Ziv Meir, Tomas Sikorsky, Ruti Ben-shlomi, Nitzan Akerman, Yehonatan Dallal, and Roei Ozeri, “Dynamics of a ground-state cooled ion colliding with ultracold atoms,” *Phys. Rev. Lett.* **117**, 243401 (2016).
- [31] Le Huy Nguyen, Amir Kalev, Murray D. Barrett, and Berthold-Georg Englert, “Micromotion in trapped atom-ion systems,” *Phys. Rev. A* **85**, 052718 (2012).
- [32] Michał Krych and Zbigniew Idziaszek, “Description of ion motion in a paul trap immersed in a cold atomic gas,” *Phys. Rev. A* **91**, 023430 (2015).
- [33] Hidetoshi Katori, Stefan Schlipf, and Herbert Walther, “Anomalous dynamics of a single ion in an optical lattice,” *Phys. Rev. Lett.* **79**, 2221–2224 (1997).
- [34] R. B. Linnet, I. D. Leroux, M. Marcianti, A. Dantan, and M. Drewsen, “Pinning an ion with an intracavity optical lattice,” *Phys. Rev. Lett.* **109**, 233005 (2012).
- [35] Rasmus B. Linnet, Ian D. Leroux, Aurélien Dantan, and Michael Drewsen, “Sub-micron positioning of trapped ions with respect to the absolute center of a standing-wave cavity field,” *Applied Physics B* **114**, 295–301 (2014).
- [36] Leon Karpa, Alexei Bylinskii, Dorian Gangloff, Marko Cetina, and Vladan Vuletic, “Suppression of ion transport due to long-lived subwavelength localization by an optical lattice,” *Phys. Rev. Lett.* **111**, 163002 (2013).
- [37] A. Bylinskii, D. Gangloff, and V. Vuletic, “Tuning friction atom-by-atom in an ion-crystal simulator,” *Science* **348**, 1115–1118 (2015).
- [38] Alexei Bylinskii, Dorian Gangloff, Ian Counts, and Vladan Vuletic, “Observation of aubry-type transition in finite atom chains via friction,” *Nat Mater* **advance online publication**, – (2016).
- [39] Dorian Gangloff, Alexei Bylinskii, Ian Counts, Wonho Jhe, and Vladan Vuletić, “Velocity tuning of friction with two trapped atoms,” *Nat Phys* **11**, 915–919 (2015).
- [40] Ch. Schneider, M. Enderlein, T. Huber, and T. Schaetz, “Optical trapping of an ion,” *Nature Photonics* **4**, 772–

- 775 (2010).
- [41] M. Enderlein, T. Huber, C. Schneider, and T. Schaetz, “Single ions trapped in a one-dimensional optical lattice,” *Phys. Rev. Lett.* **109**, 233004 (2012).
- [42] T. Huber, A. Lambrecht, J. Schmidt, L. Karpa, and T. Schaetz, “A far-off-resonance optical trap for a ba+ ion,” *Nature Communications* **5** (2014).
- [43] A. Lambrecht et al, “Long lifetimes in optical ion traps,” arXiv preprint arXiv:1609.06429v2 (2016).
- [44] R. Côté, V. Kharchenko, and M. D. Lukin, “Mesoscopic molecular ions in bose-einstein condensates,” *Phys. Rev. Lett.* **89**, 093001 (2002).
- [45] Cecilia Cormick, Tobias Schaetz, and Giovanna Morigi, “Trapping ions with lasers,” *New Journal of Physics* **13**, 043019 (2011).
- [46] A. Härter, A. Krülow, A. Brunner, and J. Hecker Denschlag, “Long-term drifts of stray electric fields in a paul trap,” *Applied Physics B* **114**, 275–281 (2013).
- [47] Christian Schneider, Martin Enderlein, Thomas Huber, Stephan Dürr, and Tobias Schaetz, “Influence of static electric fields on an optical ion trap,” *Phys. Rev. A* **85**, 013422 (2012).
- [48] Henning Kalis, Frederick Hakelberg, Matthias Wittmer, Manuel Mielenz, Ulrich Warring, and Tobias Schaetz, “Motional-mode analysis of trapped ions,” *Phys. Rev. A* **94**, 023401 (2016).
- [49] R. Alheit, C. Hennig, R. Morgenstern, F. Vedel, and G. Werth, “Observation of instabilities in a Paul trap with higher-order anharmonicities,” *Applied Physics B* **61**, 277–283 (1995).
- [50] D.J. Wineland, C. Monroe, W.M. Itano, D. Leibfried, B.E. King, and D.M. Meekhof, “Experimental issues in coherent quantum-state manipulation of trapped atomic ions,” *J. Res. Natl. Inst. Stand. Technol.* **103**, 3 (1998).
- [51] R.J. Hendricks, D.M. Grant, P.F. Herskind, A. Dantan, and M. Drewsen, “An all-optical ion-loading technique for scalable microtrap architectures,” *Applied Physics B* **88**, 507–513 (2007).
- [52] G. Leschhorn, T. Hasegawa, and T. Schaetz, “Efficient photo-ionization for barium ion trapping using a dipole-allowed resonant two-photon transition,” *Appl. Phys. B* **108**, 159–165 (2012).
- [53] S. Kahra, G. Leschhorn, M. Kowalewski, A. Schiffrin, E. Bothschafter, W. Fuß, R. de Vivie-Riedle, R. Ernstorfer, F. Krausz, R. Kienberger, and T. Schaetz, “A molecular conveyor belt by controlled delivery of single molecules into ultrashort laser pulses,” *Nat Phys* **8**, 238–242 (2012).
- [54] G. Leschhorn, S. Kahra, and T. Schaetz, “Deterministic delivery of externally cold and precisely positioned single molecular ions,” *Applied Physics B* **108**, 237–247 (2012).
- [55] U. Schramm, T. Schaetz, and D. Habs, “Three-dimensional crystalline ion beams,” *Phys. Rev. E* **66**, 036501 (2002).
- [56] A. Haerter and J. Hecker Denschlag, “Cold atom-ion experiments in hybrid traps,” *Contemporary Physics* **55**, 33–45 (2014).
- [57] D.T.C Allcock *et al.*, “Reduction of heating rate in a microfabricated ion trap by pulsed-laser cleaning,” *New J. Phys.* **13**, 123023 (2011).
- [58] D.A. Hite *et al.*, “100-fold reduction of electric-field noise in an ion trap cleaned with in-situ argon-ion-beam bombardment,” *Phys. Rev. Lett.* **109**, 103001 (2012).
- [59] N. Daniilidis, S. Gerber, G. Bolloten, M. Ramm, A. Ransford, E. Ulin-Avila, I. Talukdar, and H. Häffner, “Surface noise analysis using a single-ion sensor,” *Physical Review B* **89**, 245435 (2014).
- [60] L. Deslauriers *et al.*, “Scaling and suppression of anomalous heating in ion traps,” *Phys. Rev. Lett.* **97**, 103007 (2006).
- [61] J. Labaziewicz *et al.*, “Suppression of heating rates in cryogenic surface-electrode ion traps,” *Phys. Rev. Lett.* **100**, 013001 (2008).
- [62] J. Labaziewicz *et al.*, “Temperature dependence of electric field noise above gold surfaces,” *Phys. Rev. Lett.* **101**, 180602 (2008).
- [63] H. Schmitz *et al.*, “The arch of simulating quantum spin systems with trapped ions,” *Appl. Phys. B* **95**, 195–203 (2009).
- [64] M. D. Barrett, B. DeMarco, T. Schaetz, V. Meyer, D. Leibfried, J. Britton, J. Chiaverini, W. M. Itano, B. Jelenković, J. D. Jost, C. Langer, T. Rosenband, and D. J. Wineland, “Sympathetic cooling of $^9\text{be}^+$ and $^{24}\text{mg}^+$ for quantum logic,” *Phys. Rev. A* **68**, 042302 (2003).
- [65] T. Schaetz, M. D. Barrett, D. Leibfried, J. Britton, J. Chiaverini, W. M. Itano, J. D. Jost, E. Knill, C. Langer, and D. J. Wineland, “Enhanced quantum state detection efficiency through quantum information processing,” *Phys. Rev. Lett.* **94**, 010501 (2005).
- [66] G. Clos, M. Enderlein, U. Warring, T. Schaetz, and D. Leibfried, “Decoherence-assisted spectroscopy of a single mg^+ ion,” *Phys. Rev. Lett.* **112**, 113003 (2014).
- [67] Michael Drewsen, “Ion coulomb crystals,” *Physica B: Condensed Matter* **460**, 105 – 113 (2015), special Issue on Electronic Crystals (ECRYs-2014).
- [68] Richard C. Thompson, “Ion coulomb crystals,” *Contemporary Physics* **56**, 63–79 (2015).
- [69] Jens D. Baltrusch, Cecilia Cormick, and Giovanna Morigi, “Quantum quenches of ion coulomb crystals across structural instabilities,” *Phys. Rev. A* **86**, 032104 (2012).
- [70] Jens D. Baltrusch, Cecilia Cormick, and Giovanna Morigi, “Quantum quenches of ion coulomb crystals across structural instabilities. ii. thermal effects,” *Phys. Rev. A* **87**, 032116 (2013).
- [71] Cecilia Cormick and Giovanna Morigi, “Structural transitions of ion strings in quantum potentials,” *Phys. Rev. Lett.* **109**, 053003 (2012).
- [72] Efrat Shimshoni, Giovanna Morigi, and Shmuel Fishman, “Quantum zigzag transition in ion chains,” *Phys. Rev. Lett.* **106**, 010401 (2011).
- [73] K.J. Arnold and M.D. Barrett, “All-optical bose-einstein condensation in a $1.06\mu\text{m}$ dipole trap,” *Optics Communications* **284**, 3288 – 3291 (2011).
- [74] Artjom Krülow, Amir Mohammadi, Arne Härter, Johannes Hecker Denschlag, Jesús Pérez-Ríos, and Chris H. Greene, “Energy scaling of cold atom-atom-ion three-body recombination,” *Phys. Rev. Lett.* **116** (2016).
- [75] Michał Krych, Wojciech Skomorowski, Filip Pawłowski, Robert Moszynski, and Zbigniew Idziaszek, “Sympathetic cooling of the ba+ ion by collisions with ultracold rb atoms: Theoretical prospects,” *Phys. Rev. A* **83**, 032723 (2011).
- [76] Zbigniew Idziaszek, Andrea Simoni, Tommaso Calarco, and Paul S Julienne, “Multichannel quantum-defect theory for ultracold atom-ion collisions,” *New Journal of Physics* **13**, 083005 (2011).
- [77] Milton W. Cole, “Electronic surface states of liquid helium,” *Rev. Mod. Phys.* **46**, 451–464 (1974).

- [78] Thomas Amthor, Christian Giese, Christoph S. Hofmann, and Matthias Weidemüller, “Evidence of antiblockade in an ultracold rydberg gas,” *Phys. Rev. Lett.* **104**, 013001 (2010).
- [79] Felix H. J. Hall, Mireille Aymar, Nadia Bouloufa-Maafa, Olivier Dulieu, and Stefan Willitsch, “Light-assisted ion-neutral reactive processes in the cold regime: Radiative molecule formation versus charge exchange,” *Phys. Rev. Lett.* **107**, 243202 (2011).
- [80] J. I. Cirac and P. Zoller, “A scalable quantum computer with ions in an array of microtraps,” *Nature* **404**, 579–581 (2000).
- [81] Jasmeet Kaur, Sukhjit Singh, Bindiya Arora, and B. K. Sahoo, “Magic wavelengths in the alkaline-earth-metal ions,” *Phys. Rev. A* **92**, 031402 (2015).
- [82] T. Schaetz *et al.*, “Towards (scalable) quantum simulations in ion traps,” *Journal of Modern Optics* **54**, 2317–2325 (2007).
- [83] A. Bermudez, T. Schaetz, and D. Porras, “Photon-assisted-tunneling toolbox for quantum simulations in ion traps,” *New J. Phys.* **14**, 053049 (2012).
- [84] Govinda Clos, Diego Porras, Ulrich Warring, and Tobias Schaetz, “Time-resolved observation of thermalization in an isolated quantum system,” *Phys. Rev. Lett.* **117**, 170401 (2016).
- [85] U. Bissbort, D. Cocks, A. Negretti, Z. Idziaszek, T. Calarco, F. Schmidt-Kaler, W. Hofstetter, and R. Gerritsma, “Emulating solid-state physics with a hybrid system of ultracold ions and atoms,” *Phys. Rev. Lett.* **111**, 080501 (2013).
- [86] Philipp Hauke, Tommaso Roscilde, Valentin Murg, J Ignacio Cirac, and Roman Schmied, “Modified spin-wave theory with ordering vector optimization: frustrated bosons on the spatially anisotropic triangular lattice,” *New Journal of Physics* **12**, 053036 (2010).
- [87] Hauke Doerk, Zbigniew Idziaszek, and Tommaso Calarco, “Atom-ion quantum gate,” *Phys. Rev. A* **81**, 012708 (2010).
- [88] J. Eisert, M. Friesdorf, and C. Gogolin, “Quantum many-body systems out of equilibrium,” *Nat Phys* **11**, 124–130 (2015), review.