

H→invisible at the ILC with SiD

Talk presented at the International Workshop on Future Linear Colliders (LCWS2021), 15-18 March 2021. C21-03-15.1.

AMANDA STEINHEBEL, JIM BRAU, CHRIS POTTER

University of Oregon, Center for High Energy Physics, 1274 University of Oregon Eugene, Oregon 97403-1274 USA

(Dated: September 1, 2021)

The Standard Model (SM) predicts a branching ratio of the Higgs boson decaying to invisible particles of $\mathcal{O}(0.001)$, though current measurements have only set upper limits on this value. The small SM-allowed rate can be enhanced if the Higgs boson decays into new particles such as dark matter. Upper limits have been placed on $\mathcal{B}_{H \rightarrow \text{inv.}}$ by ATLAS and CMS at $\mathcal{O}(0.1)$, but the hadron environment limits precision. The ILC ‘Higgs factory’ will provide unprecedented precision of this electroweak measurement. Studies of the search for H→invisible processes in simulation are presented with SiD, a detector concept designed for the ILC. Preliminary results for expected sensitivity are provided, as well as studies considering potential systematics limitations.

I. INTRODUCTION

SiD is one of two detectors under consideration for use in the International Linear Collider (ILC) [1]. SiD, will feature high-granularity silicon tracking and calorimetry and is designed for particle flow reconstruction (see Figure 1). SiD is a compact, cost-constrained, multi-purpose detector with silicon detectors used for vertexing, tracking, and electromagnetic calorimetry. These systems are housed inside a 5T field provided by a solenoid.

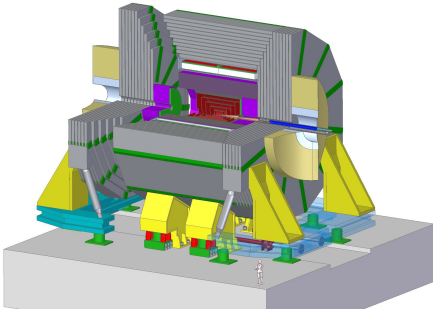


FIG. 1: The SiD detector [2] (Image: Marco Oriunno)

There is a SM-predicted process ($H \rightarrow ZZ^* \rightarrow \nu\bar{\nu}\nu\bar{\nu}$) in which a Higgs boson ultimately decays to particles that are invisible to the detector - neutrinos. The branching ratio for this process is small, $\mathcal{B}_{H \rightarrow \text{inv.}} \sim 0.001$ [3], and difficult to measure. This process in particular carries potential implications for Higgs portal dark matter, where the addition of a Higgs decay to DM ($H \rightarrow \chi\chi$) would leave an identical detector signature. This addition could impact the expected branching ratio measurement by $\mathcal{O}(10\%)$ [4]. Any deviation of the measured branching ratio from the SM-only expectation could hint toward a DM contribution.

The H→inv. signature can be directly searched for by looking for events with missing energy from the invisible decay. The current strictest experimentally-set up-

per limit on $\mathcal{B}_{H \rightarrow \text{inv.}}$ using 139 fb^{-1} of $\sqrt{s} = 13 \text{ TeV}$ proton-proton collision data collected by the ATLAS detector at the LHC is 0.11 (0.11) observed (expected) [5]. This measured value is two orders of magnitude above the expected SM rate. Projected values estimate that the HL-LHC will be able to refine the observed upper limit to $\mathcal{B}_{H \rightarrow \text{inv.}} < 0.025$ [6]. The ILC Higgsstrahlung environment, providing selection of decay-independent Higgs decays, combined with the clean environment of the ILC Higgs Factory is expected to refine this value even further. The lack of hadronic interactions and pileup allows for more precise measurement of missing energy, measured with detectors designed for particle flow reconstruction. Updated studies using the ILD detector at the ILC250¹ estimate the precision to measure $\mathcal{B}_{H \rightarrow \text{inv.}} < 0.0023$ [7].

This document summarizes work done at the University of Oregon to investigate the ability of SiD to measure $\mathcal{B}_{H \rightarrow \text{inv.}}$ at the ILC250.

II. PHYSICS OVERVIEW AND STRATEGY

The ILC250 will create Higgs bosons predominantly through Higgsstrahlung, i.e. associated production of a Z boson. The clean ILC environment allows for an indirect Higgs search technique to be employed. The visible decay of the Z boson is first identified, through leptonic or hadronic decays. Once the Z energy and mass are reconstructed, the Higgs can be identified as the invariant mass recoiling against the reconstructed Z as

$$m_{\text{recoil}}^2 = s + m_Z^2 - 2E_Z\sqrt{s},$$

where \sqrt{s} is the center of mass energy and m_Z and E_Z are the mass and energy of the reconstructed Z boson.

¹ ILC250 is the first ILC stage with electron-positron collisions at $\sqrt{s} = 250 \text{ GeV}$.

A search for $H \rightarrow \text{inv.}$ utilizing Monte Carlo simulated data² was conducted with a simulation of the SiD detector [8]. The studies presented here should be considered preliminary, and are under continued development.

For both Z channels, a run scenario of 1800 fb^{-1} is considered. The beams are polarized $(P_{e^-}, P_{e^+}) = (\mp 0.8, \pm 0.3)$ with 900 fb^{-1} collected for each polarization configuration³. Shorthand, these configurations are referred to by the particles left- or right-handedness (LR or RL).

Background sources are grouped by the number of fermions present in the final state, after boson decay. Backgrounds with 2-, 3-, and 4- fermions are relevant for these searches, as well as the inclusive SM decay of all Higgs produced through Higgsstrahlung.

The branching ratio of the $H \rightarrow \text{inv.}$ process is inflated to $\mathcal{B}_{H \rightarrow \text{inv.}} = 10\%$ for the plots and yields reported in this note. Yields of these signal events and the sum of background events for each kinematic requirement in the cutflow are used to calculate a significance,

$$S = \frac{S}{\sqrt{S+B}},$$

where S and B are signal and background yields, respectively. From this significance, a rough estimate of the upper limit can be calculated where

$$95\% \text{ UL}[\%] = \frac{\text{SM } \mathcal{B}_{H \rightarrow \text{inv.}}[\%] \times 1.65}{S}.$$

III. LEPTONIC Z CHANNEL

Dominant backgrounds for the leptonic Z channel include 2-fermion processes ($e^+e^- \rightarrow \mu^+\mu^-$) and 4-fermion processes ($e^+e^- \rightarrow ZZ \rightarrow \nu\bar{\nu}l\bar{l}$ and $e^+e^- \rightarrow WW \rightarrow l\nu l\nu$). All 2-, 3-, and 4- fermion background processes are considered, as well as inclusive SM Higgs decays. Contributing SM H processes are dominated by $H \rightarrow b\bar{b}$ and $H \rightarrow WW^*$ with additional contributions from $H \rightarrow ZZ^*$, $H \rightarrow c\bar{c}$, and $H \rightarrow \tau\tau$. Samples are generated with the SiD [11] fast simulation in Delphes [12, 13] with lepton isolation⁴.

² These samples do not include beam effects such as beamstrahlung. Total initial yields in Tables I and II differ slightly due to considered Higgsstrahlung XS significant figures and minijet/1-fermion events considered in the full simulation used for the hadronic channel.

³ The polarization scheme for ILC250 plans to also include 100 fb^{-1} of $(P_{e^-}, P_{e^+}) = (\pm 0.8, \pm 0.3)$ as well, for a total of 2 ab^{-1} [9].

⁴ Lepton isolation requirements are made for particle ID at the simulation stage, rather the analysis stage. Here, all leptons pass lepton isolation criteria - 12% (15%) relative E_T (p_T) contained in a cone of radius $R = 0.5$ around the reconstructed electron (muon).

Lepton requirements are made to isolate and identify the visible Z decays. This requires two same-flavor-opposite-sign (SFOS) leptons with an invariant mass within 20 GeV of the Z mass and visible p_T between 20 – 70 GeV. The recoil mass must fall within a Higgs mass window, $110 < m_{\text{recoil}} < 150 \text{ GeV}$. A MET⁵ requirement of $\text{MET} > 15 \text{ GeV}$ is also required (see Table I). Beam polarization greatly impacts the prevalence of different background sources (see Figure 2).

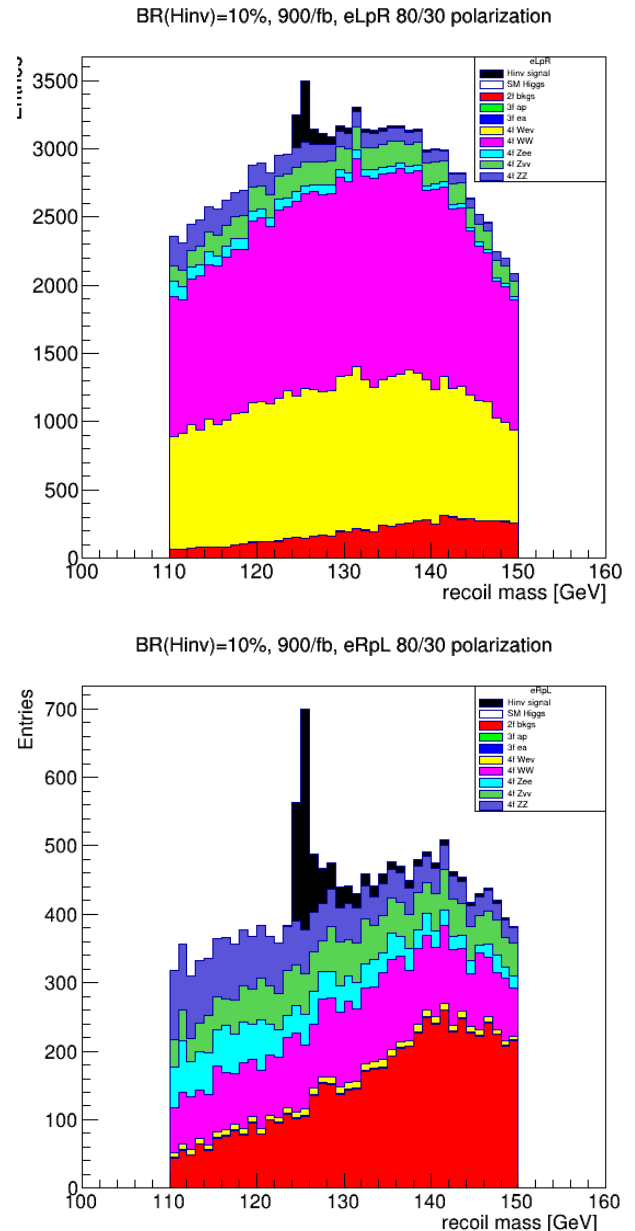


FIG. 2: Recoil mass distributions of events passing all kinematic criteria of Table I

⁵ Missing transverse energy (MET) is used.

Cut	S (LR)	B (LR)	\mathcal{S}	S (RL)	B (RL)	\mathcal{S}
All events	2.82e4	1.32e8	2.45	1.90e4	5.85e7	2.48
MET > 15 GeV	2.02e4	3.42e7	3.46	1.43e4	5.80e6	5.94
2 leptons	1.46e3	1.61e6	1.15	1.04e3	1.97e5	2.33
SFOS leptons > 10 GeV	1.38e3	1.37e6	1.18	984	1.39e5	2.63
75 <M_vis< 105 GeV	1.31e3	2.92e5	2.42	933	5.81e4	3.84
20 <pt_vis< 70 GeV	1.27e3	2.15e5	2.73	905	3.98e4	4.48
110 <m_recoil< 150 GeV	1.25e3	1.13e5	3.71	892	1.62e4	6.82

TABLE I: Cutflow for $H \rightarrow \text{inv.}$ search with leptonic Z decays

IV. HADRONIC Z CHANNEL

Dominant backgrounds for the leptonic Z channel include 4-fermion ($e^+e^- \rightarrow ZZ \rightarrow \nu\bar{\nu}q\bar{q}$ and $e^+e^- \rightarrow WW \rightarrow l\nu q\bar{q}$) and 2-fermion processes ($e^+e^- \rightarrow q\bar{q}$). 3-fermion backgrounds play a larger role in this channel, accounting for roughly 30% of all background events. All 2-, 3-, and 4-fermion background processes are considered⁶. Samples are generated with the SiD full simulation in ILCSOft [14] v02-00-02 with SiD option 2 version 3.

Jet requirements are made to isolate and identify the visible Z decays. This requires that the event contain no leptons and exactly two jets with an invariant mass within 20 GeV of the Z mass and visible p_T between 20 – 70 GeV. The recoil mass must fall within a Higgs mass window, $110 < m_{\text{recoil}} < 150$ GeV. When possible, identical selections as the leptonic channel are chosen (see Table II). The lepton veto leaves the two channels orthogonal.

Further optimization of this channel is underway utilizing multivariate analysis techniques to improve signal selection. Preliminary studies show up to a factor of two improvement of the upper limit of $\mathcal{B}_{H \rightarrow \text{inv.}}$.

V. COMBINATION

Since the leptonic and hadronic channels are orthogonal, they can be simply considered in combination (see Table III). The highest significance, found by combining Z decay channels and polarization schemes, leads to an estimated $\mathcal{B}_{H \rightarrow \text{inv.}} \lesssim 0.0054$. This is comparable to $\mathcal{B}_{H \rightarrow \text{inv.}} < 0.0036$ at 95% C.L.⁷, estimated with a 2 ab^{-1} data set modeled with the expanded polarization scheme [9]. The SiD result can be improved by understanding systematic uncertainties (see next section), using full simulation rather than the fast simulation utilized in this study, expanding to include the full 2 ab^{-1} polarization scheme, and optimizing kinematic cut requirements. Nevertheless, this is two orders of magnitude stricter

than the current LHC best limit $\mathcal{B}_{H \rightarrow \text{inv.}} < 0.11(0.11)$ and one order of magnitude stricter than the anticipated HL-LHC performance of $\mathcal{B}_{H \rightarrow \text{inv.}} \lesssim 0.025$. ILDC studies of ILC250 similarly estimate the ability to measure $\mathcal{B}_{H \rightarrow \text{inv.}} < 0.0023$ [7].

VI. SYSTEMATIC UNCERTAINTIES

A number of studies of uncertainties are actively progressing. One goal is to understand which systematic errors may drive the degradation of the expected upper limit on $\mathcal{B}_{H \rightarrow \text{inv.}}$, and mitigate the effects if possible. It is known, for example, that jet energy resolution plays a large role. This must be quantified. Minor impacts on resolution from jet flavor (decay products of the Z) have also been noted (see Figure 3).

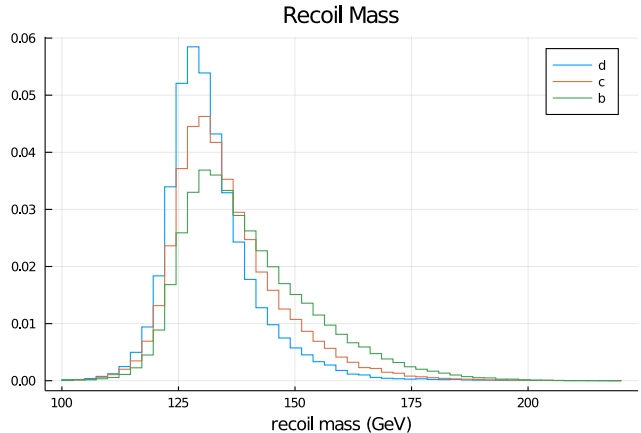


FIG. 3: Recoil mass distributions from heavy-flavor Z decays

Studies are also underway to understand the impact that the SiD geometry may play on measuring the $H \rightarrow \text{inv.}$ process, and to understand the strengths of the SiD design. The Consortium is considering the impact of hadronic calorimeter tile size on energy resolution, and investigating the inclusion of Monolithic Active Pixels (MAPs) for silicon readout.

⁶ Inclusive SM Higgs decays are not included.

⁷ Assuming SM Higgs total width

Cut	S (LR)	B (LR)	\mathcal{S}	S (RL)	B (RL)	\mathcal{S}
All Events	2.79e4	2.6e9	0.547	1.89e4	2.54e9	0.375
$N_e + N_\mu = 0$	2.17e4	2.15e9	0.469	1.45e4	2.11e9	0.316
$N_{trk} \in [6, 24], N_{pfo} \in [12, 40]$	1.36e4	1.5e8	1.11	9.67e3	1.2e8	0.884
$20 \leq p_T^{vis} \leq 60$ GeV	1.25e4	7.71e6	4.48	8.84e3	1.07e6	8.53
$75 \leq m_{vis} \leq 105$ GeV	1.16e4	1.79e6	8.63	8.21e3	3.14e5	14.5
$N_{jet} = 2$	1.16e4	1.79e6	8.63	8.21e3	3.14e5	14.5
$-0.9 \leq \cos \theta_{jj} \leq -0.2$	1.08e4	8.68e5	11.5	7.65e3	1.78e5	17.7
$110 \leq m_{recoil} \leq 140$ GeV	1.03e4	3.6e5	17	7.33e3	8.39e4	24.2

TABLE II: Cutflow for $H \rightarrow inv.$ search with hadronic Z decays

		S Yield	B Yield	\mathcal{S}	BR U.L. [%]
$Z(\text{had})$	eLpR	1.03e4	3.6e5	16.9	0.97
	eRpL	7.33e3	8.39e4	24.2	0.68
$Z(\text{lep})$	eLpR	1.25e3	1.13e5	3.71	4.45
	eRpL	892	1.62e4	6.82	2.42
Combined	eLpR	1.16e4	4.73e5	17.3	0.95
	eRpL	8.22e3	1.00e5	25.1	0.65
	Combined	1.98e4	5.73e5	30.5	0.54

TABLE III: Combined final yields of Tables I and II for 1800 fb^{-1} of LR/RL polarized beams. Significance values for combined channels are calculated from quadrature sum of inputs.

VII. SUMMARY

The SiD detector at the ILC is expected to measure $\mathcal{B}_{H \rightarrow inv.}$ more than 100 times more precisely than that which has been done to date at the LHC. This document

overviews a cut-and-count method using 1800 fb^{-1} of $\sqrt{s} = 250 \text{ GeV}$ e^+e^- data with $(P_{e^-}, P_{e^+}) = (\mp 0.8, \pm 0.3)$ to estimate how the SiD detector may measure $\mathcal{B}_{H \rightarrow inv.}$. By combining polarizations and leptonic and hadronic Z decay channels from Higgsstrahlung events, it is seen that SiD could measure $\mathcal{B}_{H \rightarrow inv.} \lesssim 0.0054$. This is comparable to ILD studies considering the full 2 ab^{-1} of polarized data anticipated to be collected.

Work remains underway to further refine this performance with detector improvements and multivariate analysis techniques, and to understand limitations of systematic uncertainties.

VIII. ACKNOWLEDGMENTS

We would like to thank Jan Strube, Andy White, Austin Prior, Marty Breidenbach, and Makayla Massar for their contributions to this work.

-
- [1] T. Behnke, J. Brau *et al.*, “The International Linear Collider Technical Design Report - Volume 4: Detectors,” [arXiv:1306.6329v1](https://arxiv.org/abs/1306.6329v1)[[physics.ins-det](https://arxiv.org/abs/1306.6329v1)]
 - [2] T. Behnke, J. Brau *et al.*, “The International Linear Collider Technical Design Report - Volume 1: Executive Summary,” [arXiv:1306.6327v1](https://arxiv.org/abs/1306.6327v1)[[physics.acc-ph](https://arxiv.org/abs/1306.6327v1)]
 - [3] S Heinemeyer, editor. “Handbook of LHC Higgs Cross Sections: 3. Higgs Properties: Report of the LHC Higgs Cross Section Working Group.” CERN Yellow Reports: Monographs. CERN, Geneva, Jul 2013. <https://cds.cern.ch/record/1559921>
 - [4] S. Kanemura, S. Matsumoto, T. Nabeshima, and N. Okada. “Can wimp dark matter overcome the nightmare scenario?” *Physical Review D*, 82(5), Sep 2010. ISSN 1550-2368. <http://dx.doi.org/10.1103/PhysRevD.82.055026>
 - [5] ATLAS Collaboration, “Combination of searches for invisible Higgs boson decays with the ATLAS experiment.” Technical Report ATLAS-CONF-2020-052, CERN, Geneva, Oct 2020. <http://cds.cern.ch/record/2743055>
 - [6] M. Cepeda *et al.*, “Report from Working Group 2: Higgs Physics at the HL-LHC and HE-LHC,” CERN Yellow Rep. Monogr., 7:221–584, 2019. doi:10.23731/CYRM-2019-007.221.
 - [7] Y. Kato. “Probing the dark sector via searches for invisible decays of the Higgs boson at the ILC,” 2019 Proceedings of European Physical Society Conference on High Energy Physics - EPS-HEP2019, [arXiv:2002.12048v1](https://arxiv.org/abs/2002.12048v1)[[hep-ex](https://arxiv.org/abs/2002.12048v1)]
 - [8] C. T. Potter. “SiD Simulation & Analysis for ILC Snowmass Physics LoIs.” *Proceedings, International Workshop on Future Linear Colliders (LCWS2021), 15-18 March 2021*, 2021. [arXiv:2106.00819](https://arxiv.org/abs/2106.00819)[[hep-ph](https://arxiv.org/abs/2106.00819)]
 - [9] K. Fujii *et al.*, “Tests of the Standard Model at the International Linear Collider,” 2019, [arXiv:1908.11299](https://arxiv.org/abs/1908.11299)[[hep-ex](https://arxiv.org/abs/1908.11299)]
 - [10] J. Brau, M. Breidenbach *et al.*, “KPiX - A 1,024 Channel Readout ASIC for the ILC,” SLAC-PUB-15285 (2013), 2012 IEEE Nuclear Science Symposium, <http://slac.stanford.edu/pubs/slacpubs/15250/slac-pub-15285.pdf>

-
- [11] C. T. Potter. “DSiD: a Delphes Detector for ILC Physics Studies.” *Proceedings, International Workshop on Future Linear Colliders (LCWS15): Whistler, B.C., Canada, November 02-06, 2015*, 2016. [arXiv:1602.07748\[hep-ex\]](#)
- [12] M. Selvaggi, “DELPHES 3: A modular framework for fast-simulation of generic collider experiments.” *J. Phys. Conf. Ser.*, 523:012033, 2014. [arXiv:1307.6346v3\[hep-ex\]](#)
- [13] A. Mertens, “New features in Delphes3.” *J. Phys. Conf. Ser.*, 608(1):012045, 2015.
- [14] <https://github.com/iLCSoft>