

Joint QoS-aware and Cost-efficient Task Scheduling for Fog-Cloud Resources in a Volunteer Computing System

FAROOQ HOSEINY, Department of Computer Engineering and IT, University of Kurdistan, Iran

SADOON AZIZI*[†], Department of Computer Engineering and IT, University of Kurdistan, Iran

MOHAMMAD SHOJAFAR, ICS/5GIC, University of Surrey, United Kingdom

RAHIM TAFAZOLLI, ICS/5GIC, University of Surrey, United Kingdom

Volunteer computing is an Internet-based distributed computing system in which volunteers share their extra available resources to manage large-scale tasks. However, computing devices in a Volunteer Computing System (VCS) are highly dynamic and heterogeneous in terms of their processing power, monetary cost, and data transferring latency. To ensure both the high Quality of Service (QoS) and low cost for different requests, all of the available computing resources must be used efficiently. Task scheduling is an NP-hard problem that is considered one of the main critical challenges in a heterogeneous VCS. Due to this, in this paper, we design two task scheduling algorithms for VCSs, named *Min-CCV* and *Min-V*. The main goal of the proposed algorithms is jointly minimizing the computation, communication and delay violation cost for the Internet of Things (IoT) requests. Our extensive simulation results show that proposed algorithms are able to allocate tasks to volunteer fog/cloud resources more efficiently than the state-of-the-art. Specifically, our algorithms improve the deadline satisfaction task rates by around 99.5% and decrease the total cost between 15 to 53% in comparison with the genetic-based algorithm.

CCS Concepts: • **Networks** → **Cloud computing**; • **Mathematics of computing** → **Mathematical software performance**.

Additional Key Words and Phrases: Volunteer Computing, Fog computing, Cloud computing, Task scheduling, Quality of service (QoS), Cost-efficient.

ACM Reference Format:

Farooq Hoseiny, Sadoon Azizi, Mohammad Shojafar, and Rahim Tafazolli. 2021. Joint QoS-aware and Cost-efficient Task Scheduling for Fog-Cloud Resources in a Volunteer Computing System. *ACM Trans. Internet Technol.* 1, 1, Article 1 (April 2021), 21 pages. <https://doi.org/10.1145/3418501>

1 INTRODUCTION

A Volunteer Computing System (VCS) is an opportunistic model that uses the extra available resources of volunteer devices to provide cheaper and greener infrastructures and services [2, 11, 19]. These devices are characterized by their dynamic, distributed, and heterogeneous nature where through the use of them, many complex problems can be managed. Volunteer devices can be deployed in a fog or a cloud environment, where we call them Fog Nodes (FNs) or Cloud Node (CNs), respectively. Although FNs usually provide significant benefits in terms of response

*This is the corresponding author

[†]All authors contributed equally to this research.

Authors' addresses: Farooq Hoseiny, Department of Computer Engineering and IT, University of Kurdistan, Sanandaj, Iran, farooq.hoseiny@eng.uok.ac.ir; Sadoon Azizi, Department of Computer Engineering and IT, University of Kurdistan, Sanandaj, Iran, s.azizi@uok.ac.ir; Mohammad Shojafar, ICS/5GIC, University of Surrey, 1 Thørväld Circle, Guildford, United Kingdom, m.shojafar@surrey.ac.uk; Rahim Tafazolli, ICS/5GIC, University of Surrey, 1 Thørväld Circle, Guildford, United Kingdom, r.tafazolli@surrey.ac.uk.

Permission to make digital or hard copies of all or part of this work for personal or classroom use is granted without fee provided that copies are not made or distributed for profit or commercial advantage and that copies bear this notice and the full citation on the first page. Copyrights for components of this work owned by others than ACM must be honored. Abstracting with credit is permitted. To copy otherwise, or republish, to post on servers or to redistribute to lists, requires prior specific permission and/or a fee. Request permissions from permissions@acm.org.

© 2021 Association for Computing Machinery.

1533-5399/2021/4-ART1 \$15.00

<https://doi.org/10.1145/3418501>

time and cost, they suffer from limited computing resources. As CNs offers more powerful resources, using the CNs along with the FNs provides a promising computing environment for efficient management of complex applications.

The manifestation of the connection of devices like sensors, actuators, mobile/smartphones, and home/work appliances has led to many Internet of Things (IoT) applications. Many of these applications, such as connected and autonomous cars, augmented reality, industrial robotics, video surveillance, and real-time manufacturing, give rise to the need for low response time [7, 24]. Other applications, such as big data analysis and machine learning, are latency tolerance. Most of IoT applications are composed of a series of independent tasks, also called Bag of Tasks (BoTs), with different input parameters [25]. The process of allocating available volunteer resources to a set of tasks is called task scheduling which is a critical challenge in the volunteer fog-cloud environment.

1.1 Motivation

The problem of scheduling tasks in volunteer fog-cloud computing systems significantly affects the Quality of Service (QoS) and the monetary cost [32]. In the real world, there are many latency-sensitive and latency-tolerant IoT applications with different requirements. This increases the complexity of scheduling and managing of them. Therefore, we require to present an efficient solution for task scheduling in this environment [31].

In the literature, several solutions has been proposed for solving task scheduling problem in fog-cloud domains [1, 3, 5, 6, 12, 14, 17, 18, 23, 26, 27, 29, 30, 34] which have some limitations as follows. A vast majority of them do not take into account the priority of tasks and assume the same priority for IoT tasks [5, 10, 12, 25, 34]. Most of the proposed approaches ignore the violation cost of the system in their problem formulation, except for a few of them [28, 31]. In this work, we consider the priority of tasks based on their deadlines, violation cost and network latency for scheduling them in fog-cloud computing. To link the gaps to the contribution of the paper, some questions arise: i) Is it possible to present an efficient algorithm impose some scheduling policies to mitigate the cost and QoS of volunteer requests in fog-cloud environments? ii) Can we assure that the proposed methods could bring high QoS for real-time tasks in fog-cloud environments compared to the literature? And, iii) How can the collaboration of fog-cloud affect the QoS and monetary cost of volunteer requests?

1.2 Goal and Contribution

In this study, we propose *two* efficient heuristic scheduling algorithms for a batch of tasks, called *Min-CCV*, (minimize Computation, Communication and Violation costs) and *Min-V*, (minimize Violation cost), that provide high QoS for IoT requests and low resources cost in a VCS. The main goal of Min-CCV is minimizing the computation, communication and violation cost of the system. However, Min-V aims to minimize the violation cost of the systems as far as possible. Both of the proposed algorithms aim to provide high QoS, in terms of the percentage of deadline satisfying tasks, and low cost in terms of computation and communication aspects.

In summary, the main contributions of the present research are as follows:

- We formulate the task scheduling problem considering volunteer requests in fog-cloud computing as a Mixed Integer Linear Programming (MILP) with the purposes of mutual supporting QoS for IoT tasks and low computation and communication cost for the fog-cloud system.
- To solve the above problem, we propose two efficient heuristic algorithms. The first one focuses on the minimization of computation, communication and violation costs, while the second one is appropriate for the minimization of the deadline violation cost.
- To evaluate the efficiency of the proposed algorithms in terms of QoS, makespan and total cost, we conduct extensive experiments and compare it against the state-of-the-art and confirm the effectiveness of our scheduling algorithms for IoT tasks in volunteer computing systems

1.3 Organization

The rest of the paper can be outlined as follows. In Section 2, we delineate the related works. In Section 3, we sketch the framework of the fog-cloud environment and formulate the task scheduling problem as a MILP. We present two heuristic algorithms which are presented in Section 4. Section 5 describes the presented scenarios, testing methods used to comparisons and describe the simulation results. Section 6 gives some discussions and limitations regarding the proposed policies. Finally, In Section 7, we summarize the achievements and concludes the paper.

2 RELATED WORK

In this section, we explain the existing task scheduling algorithms applied in the volunteer fog and cloud systems. Most of the static task scheduling approaches are divided into two categories: *heuristic-based* and *metaheuristic-based* algorithms. In the rest of the section, we briefly review some various algorithms. The algorithms studied here have all been tested in heterogeneous volunteer systems. The heterogeneous volunteer system consists of nodes with different computations and communication attributes that can be consist of both layer, fog, and cloud layers.

2.1 Heuristic-based Fog algorithms

Heuristic methods are trying to return a suitable solution in the shortest possible time to reduce delay in the fog-cloud environment. Pham et al. [26] propose a cost- and makespan-aware workflow scheduling algorithm in the fog-cloud computing system. The algorithm has three phases: task prioritizing phase which specifies the priority level of each task, node selection phase in which the most suitable node for executing each task is selected, and task reassignment phase to improve the QoS of the system. Liu et al. [20] introduce an improved classification mining algorithm based on association rules and combine it with the task scheduling process in fog computing. The main objective of this study is reducing the execution time and the average waiting time of the scheduled tasks. Choudhari et al. [9] propose a priority-aware task scheduling algorithm to provide low response time for client requests. Upon receiving an incoming client request, the nearest fog server manager determines its priority level and checks whether its fog nodes can handle it or not. If so, the request is processed, and the output is passed to the client. Otherwise, if its required resources can be satisfied by the other fog servers, it is sent to the one or more of them. In the case of insufficient resources in the fog domain, the request is moved to the cloud. To minimize service delay in a heterogeneous fog environment, Liu et al. [21] propose a dispersive stable task scheduling algorithm. The algorithm consists of two major phases. In the first phase (i.e., the computing resources competition), initially, the processing efficiency of computing nodes is calculated, and then a pairwise stable matching between task nodes and computing nodes is obtained. In the second phase (i.e., tasks assignment), the synchronized task scheduling algorithm is called to the optimal decision-making process.

Auluck et al. [3] introduce two heuristic algorithms for real-time task scheduling generated by autonomous cars. In their study, the authors consider an embedded-fog-cloud framework and three types of tasks consist of hard, firm and soft ones. Their proposed algorithms assign the application tasks to the most appropriate processors, ensuring that the overall communication delay is minimized. In [34], Zhang et al. investigate the task scheduling problem in the voluntary-mode fog networks. They construct a general analytical model for the problem and propose a delay-optimal task scheduling algorithm to reduce the overall task processing delay. Stavrinides and Karatza [27] present a heuristic approach to scheduling multiple real-time workflows in fog and cloud systems. In this work, the fog nodes are responsible for executing the communication-intensive tasks with low computation requirements while computation-intensive tasks with low communication demands are submitted to the cloud nodes. Moreover, during the scheduling process, tasks are prioritized according to the deadline of their job. Then, each task is assigned to the VM that provides the earliest estimated finish time. Benblidia et al. in [5] propose a fuzzy logic approach for

scheduling tasks in fog-cloud computing. The authors rank fog nodes according to both user preferences and the features of fog nodes.

Table 1: Comparison of related works. BoT:= Bag of Tasks; CPS:= Cyber Physical System.

Reference	System model	Application type	Resource cost	Response time	Deadline-aware	Runtime	Suggested for
Heuristic							
Pham et al. [26]	Fog-cloud	Workflow	✓	✓	✓	Low	Generic
Liu et al. [20]	Fog	BoT	×	✓	×	Moderate	Generic
Choudhari et al. [9]	Fog-cloud	BoT	×	✓	✓	Low	Generic
Liu et al. [21]	Fog-cloud	BoT	×	✓	×	Low	Heterogeneous fog networks
Auluck et al. [3]	Fog-cloud	BoT	×	✓	✓	Low	Autonomous cars
Zhang et al. [34]	Fog	BoT	×	✓	×	Low	Voluntary-mode fog networks
Stavrinides et al. [27]	Fog-cloud	Workflow	×	✓	✓	Low	Real-time IoT workflows
Benblidia et al. [5]	Fog-cloud	BoT	✓	✓	×	Moderate	Generic
Min-CCV (This study)	Fog-cloud	BoT	✓	✓	✓	Very Low	Generic
Min-V (This study)	Fog-cloud	BoT	✓	✓	✓	Low	Generic
Metaheuristic							
Bitam et al. [6]	Fog	BoT	✓	✓	×	High	Mobile users
Mishra et al. [23]	Fog	BoT	×	✓	×	High	Industrial applications
Gill et al. [13]	Fog-cloud	Workflow	×	✓	×	High	Smart homes
Nguyen et al. [25]	Fog-cloud	BoT	✓	✓	×	High	Generic
Aburukba et al. [1]	Fog-cloud	Workflow	×	✓	✓	Low	Generic
Wang et al. [29]	Fog-cloud	BoT	×	✓	×	High	Smart factories
Ghobaei-Arani et al. [12]	Fog	BoT	×	✓	×	High	CPS applications
Javanmardi et al. [17]	Fog-cloud	BoT	×	✓	×	High	Mobile IoT

2.2 Metaheuristic-based Fog algorithms

Metaheuristic algorithms perform a random search to find a reasonable solution to an optimization scheduling problem [16]. Bitam et al. [6] deal with the job scheduling problem in a fog environment. This study aims to find a good trade-off between two performance metrics, i.e., the time of execution and the memory allocated. To achieve this goal, the authors propose a bees life algorithm as a swarm-based optimization approach. In [23], Mishra et al. formulate the scheduling of service requests as a bi-objective optimization problem to minimize the makespan and energy consumption. Then, they solve the problem using three metaheuristic algorithms; particle swarm optimization (PSO), binary PSO (BPSO) and bat algorithm (BAT). Gill et al. [13] propose a new resource management technique which emphasizes on task scheduling for fog-enabled cloud computing. They leverage PSO to reduce response time, latency, network bandwidth, and the consumption of energy simultaneously. This work implements these four QoS parameters in the PSO fitness function and uses predefined weights to prioritize them. Nguyen et al. [25] propose a genetic-based algorithm for the scheduling of tasks in fog-cloud computing to reduce the makespan and cost of computation, storage, and communication of resources. Similarly, Aburukba et al. in [1] model the task scheduling as an integer linear programming problem and propose a customized genetic algorithm to minimize the overall service request latency.

To reduce the delay and energy consumption, Wang and Li [29] combine the advantages of the particle swarm optimization and ant colony optimization and propose a hybrid heuristic approach to scheduling tasks in smart factory environments. Ghobaei-Arani et al. in [12] investigate the scheduling of tasks in the fog environment with a focus on cyber-physical system (CPS) applications. They take into account the execution and transfer time of tasks as objective functions and present a moth-flame optimization algorithm to provide high QoS for CPS applications. Javanmardi et al. [17] propose a new joint meta-heuristic method called FPFTS combining PSO and Fuzzy methods

to tackle the fog task scheduling problem. To do this, the authors implement a three-layered architecture which includes IoT devices, fog nodes instantiated on the edge layer and upper layer, which is a cloud data center and their transparent cloud service providers. Moreover, they give their tested scenarios enforced on mobility devices and fog device characteristics and their communications methods.

Table 1 presents an overview of the related works and highlights the difference between this study and present works. Although previous works have considered some aspects of the task scheduling problem, there is still room for further improvement in terms of the problem formulation and the efficiency of algorithms. Hence, in this study, we take into account the computation and communication cost profile of fog and cloud nodes and the response time of tasks concerning their deadlines for Bag-of-Tasks (BoT) optimization problem in fog-cloud environments and finally we generate two efficient heuristic algorithms to solve BoT.

3 PROPOSED ARCHITECTURE AND PROBLEM FORMULATION

In this section, we first explain the proposed architecture and the components participate in the tasks scheduling process in a VCS. Then we formulate the task scheduling problem as a MILP.

3.1 Proposed Architecture

Fig. 1 presents our proposed architecture for a VCS. It consists of *three* layers, namely, IoT devices, fog, and cloud nodes. The first layer includes heterogeneous IoT devices like wearable devices, smart home sensors, and healthcare devices. These devices can request some demands formed as jobs that are sent to the higher layers to run on fog/cloud nodes. The second layer consists of computers, mini-servers, routers, access points and other nodes called FNs; each node has the capability of computing, networking, and storage. In the cloud layer, there exist some powerful volunteer servers with high computation and communication cost with a long distance from user IoT devices. If the request requires massive processing power, it should be sent to the CNs as they offer higher computing capacities than FNs.

The main part of the proposed architecture is an entity called *Fog Broker* which is deployed in the fog layer. Fog Broker consists of three major components that are *Request Receiver*, *Resource Monitoring* and *Task Scheduler*. *Request Receiver* receives all requests from the distributed IoT devices through gateways. This component first validates the integrity and correctness of the request. Then, it estimates all of the relevant parameters of a submitted request such as the number of tasks and characteristics of each task. After that, it sends requests to the task scheduler. *Resource Monitoring* is a unit that is responsible for periodically collecting and monitoring the available resources of volunteer FNs and CNs. It shares the status of the nodes to the task scheduler to help the scheduling of the requests efficiently. *Task Scheduler* is the heart of Fog Broker in which the proposed task scheduling algorithms are run. Based on the profiles of submitted tasks and available resource capacity of FNs and CNs, Task Scheduler solves an instance of the task scheduling problem in each time period and maps tasks to the nodes.

Fig. 2 demonstrates an overview of the task scheduling process in the proposed architecture. As we can see from the figure, IoT users send their requests to Fog Broker (see the shaded rectangle in the middle of Fig. 2). Fog Broker decomposes a vector of independent tasks and creates a BoT list (see the vector of tasks inside the Fog Broker component in Fig. 2). Depending on the embedded scheduling algorithm, it may sort them or not. Fog Broker is responsible for dispatching the BoT list to the available CNs and FNs in the network. Thus, Fog Broker allocates the tasks to the suitable FNs and CNs. If the tasks assigned to the CNs (see top-left cloud shape component in Fig. 2) the cloud system will dispatch the tasks to the available server which is associated with the CN. Depends on the requirements of the tasks like delay-intensive and computation-intensive applications, the tasks can be assigned to the FNs (see top-right cloud shape component in Fig. 2). FNs are nearer to the users can be the first choice of Fog Broker assignments. It helps to increase the throughput of the network by allocating the delay-sensitive

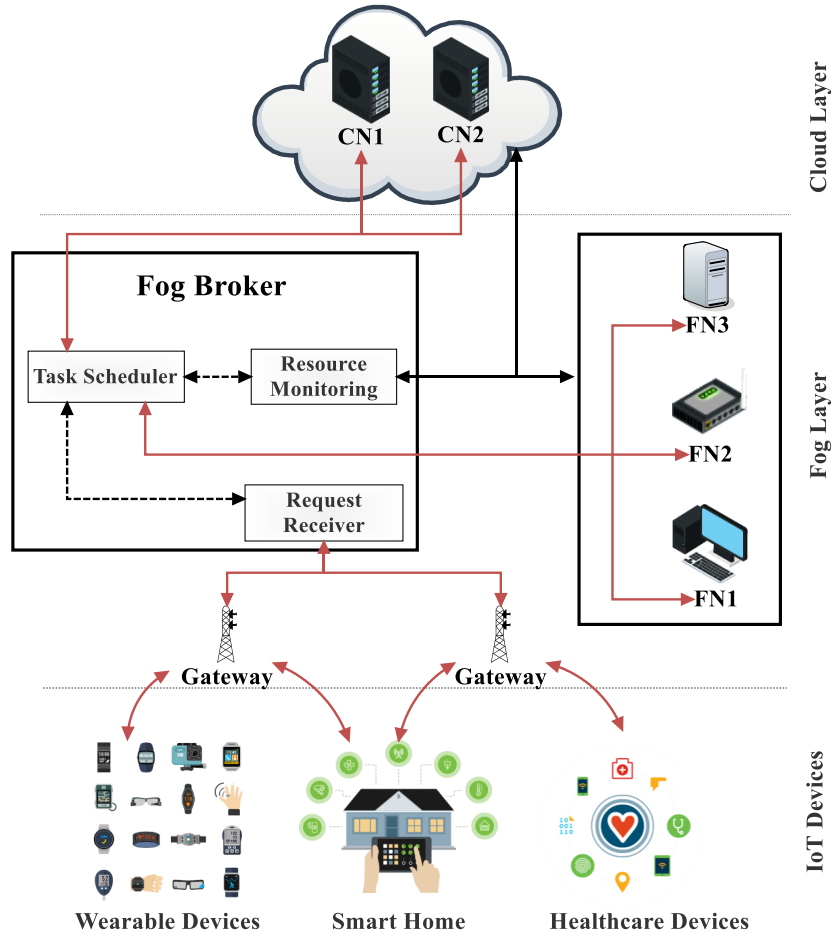


Fig. 1: The considered architecture for the proposed volunteer computing system. FN:= Fog Node, CN:= Cloud Node.

applications on the FNs. All in all, the results of the processing of the task, whether located in CNs or FNs are obtained and sent to the Fog broker, and it can dispatch them to the corresponding users.

3.2 Problem Formulation

In this part, we present the mathematical formulation for the task scheduling problem. Table 2 shows the main notation used in this paper.

Assuming that a set of n independent tasks submitted to the Task Scheduler module, as follows: $\mathbf{T} = \{T_1, T_2, T_3, \dots, T_n\}$. Each task T_i has its attributes, such as a number of instructions, memory requirement, input/output file size, deadline, and QoS. Also, let a set of m computing nodes including f FNs and c CNs in the considered VCS where $\mathbf{N} \triangleq N_f \cup N_c$ is expressed as: $\mathbf{N} = \{N_1, N_2, N_3, \dots, N_m\}$. Each node N_j has properties such as the rate of CPU processing, cost of CPU usage, cost of memory usage, cost of bandwidth usage, size of memory, and delay of communication.

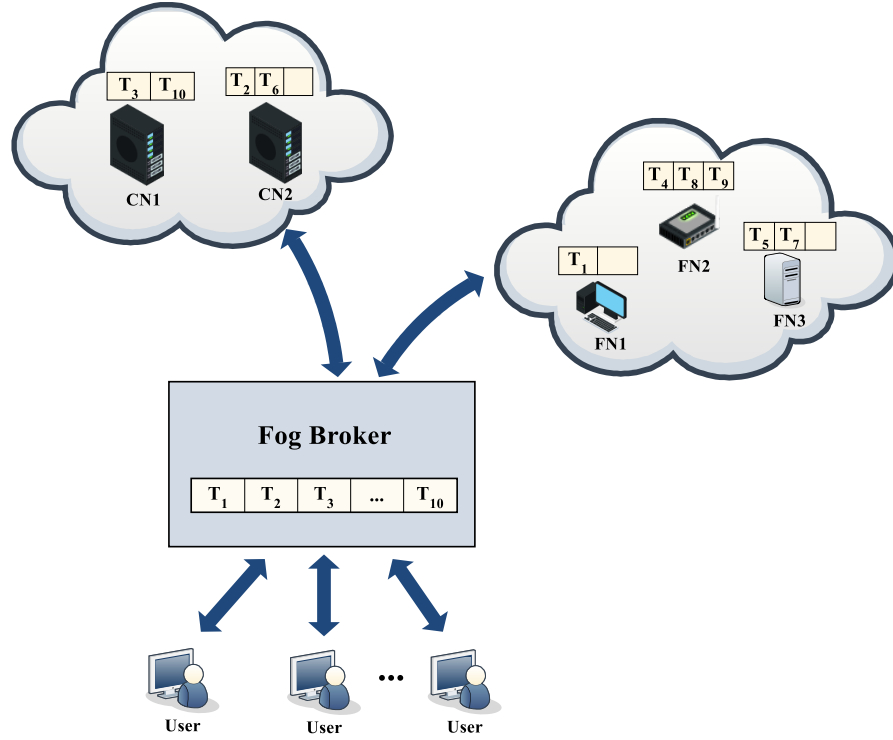


Fig. 2: The proposed task scheduling approach. CN:= Cloud Node; FN:= Fog Node; T_x = x -th task.

Although CNs typically offer higher computation power than FNs, the monetary cost and communication latency are higher in the former.

Let $\mathbf{X}_{n \times m}$ be an allocation matrix to represent the status of tasks. If task T_i is allocated to N_j , x_{ij} equals 1; otherwise equals 0. We have

$$x_{ij} = \begin{cases} 1 & \text{if } T_i \text{ is allocated to } N_j, \quad \forall T_i \in \mathbf{T}, \forall N_j \in \mathbf{N} \\ 0 & \text{otherwise} \end{cases} \quad (1)$$

When a task is allocated to a node, it takes some time for that task to execute on the respective node. Therefore, we define E_{ij} as the execution time of T_i when it is allocated on N_j , which can be obtained using the following equation.

$$E_{ij} = \frac{T_i^s}{N_j^{cpu}}, \quad \forall T_i \in \mathbf{T}, \forall N_j \in \mathbf{N} \quad (2)$$

in which T_i^s and N_j^{cpu} are the number of instruction of T_i and the CPU processing rate of N_j , respectively.

We next model the cost of a VCS, including the computation, communication and deadline violation cost.

3.2.1 Computation Cost: As one computing node processes a task, a monetary cost must be paid. The computation cost of a given task consists of two parts: processing and memory cost that can be calculated as follows.

Table 2: Symbol notations. ms:= millisecond; MI:= Million Instruction; MB:= Mega Byte; MIPS:= Million Instruction Per Second; G\$:= Grid Dollar; s:= second.

	Symbol	Definition	Type - Unit	calculates in Eq.
Set	\mathbf{T}	Set of independent tasks, where $ \mathbf{T} = n$	-	-
	\mathbf{N}	Set of nodes, where $ \mathbf{N} = m$	-	-
	N_f	Set of fog nodes, where $ N_f = f$	-	-
	N_c	Set of cloud nodes, where $ N_c = c$	-	-
Ind.	i	Index of tasks, $i \in \mathbf{T}$	Integer - [units]	-
	j	Index of nodes, $j \in \mathbf{N}$	Integer - [units]	-
Input Parameters	E_{ij}	Execution time of T_i on N_j	Continuous - [ms]	(2), (3), (7)
	W_{ij}	Waiting time of T_i in the queue of N_j	Continuous - [ms]	(7)
	T_i^s	Number of instructions of T_i	Integer - [MI]	(2)
	T_i^{mem}	Required memory of T_i	Continuous - [MB]	(3),(13)
	T_i^{bw}	Required bandwidth of T_i	Continuous - [MB]	(5)
	$T_i^{deadline}$	Required deadline time of T_i	Continuous - [ms]	(8)
	T_i^{qos}	Required quality of service of T_i	Continuous - [%]	(9)
	$T_i^{response}$	Response time of T_i	Continuous - [ms]	(7), (8)
	$T_i^{penalty}$	Penalty rate of T_i	Continuous - [per %]	(9)
	N_j^{cpu}	CPU processing rate of N_j	Integer - [MIPS]	(2)
	N_j^{mem}	Memory capacity of N_j	Continuous - [MB]	(13)
	N_j^{delay}	Delay between the task scheduler module and N_j	Continuous - [ms]	(7)
Constant	c_j^p	CPU usage cost of N_j	Continuous - [G\$/s]	(3)
	c_j^m	Memory usage cost of N_j	Continuous - [G\$/MB]	(3)
	c_j^b	Bandwidth usage cost of N_j	Continuous - [G\$/MB]	(5)
Variables	$\mathbf{X}_{n \times m}$	Allocation matrix	Binary - [units]	-
	x_{ij}	Decision variable showing if T_i is allocated to N_j	Binary - [units]	(1), (3), (5), (7), (13), (14)
	C_i^{comp}	Computing cost for T_i	Continuous - [G\$]	(3), (4)
	C_i^{comm}	Communication cost for T_i	Continuous - [G\$]	(5), (6)
	C_i^{viol}	Violation cost for T_i	Continuous - [G\$]	(9), (10)
	V_i	Violation time of T_i	Continuous - [%]	(8), (9)
	\mathcal{C}^{comp}	Total computing cost	Continuous - [G\$]	(4), (11)
	\mathcal{C}^{comm}	Total communication cost	Continuous - [G\$]	(6), (11)
	\mathcal{C}^{viol}	Total violation cost	Continuous - [G\$]	(10), (11)
	\mathcal{C}^{tot}	Total cost	Continuous - [G\$]	(11), (12)

$$C_i^{comp} = \sum_{j=1}^m (c_j^p \times E_{ij} + c_j^m \times T_i^{mem}) \times x_{ij}, \quad \forall i \in \{1, \dots, n\} \quad (3)$$

where T_i^{mem} depicts the required memory of task T_i . Also, c_j^p and c_j^m are constant numbers which respectively represent the CPU usage cost and memory usage cost of node N_j . Based on this equation, the total computing cost for a set of n tasks is defined as below.

$$\mathcal{C}^{comp} = \sum_{i=1}^n C_i^{comp}. \quad (4)$$

3.2.2 Communication Cost: For a given task, in addition to the computation cost, the communication cost is also introduced [25, 26]. This cost depends on the sum of input and output data file sizes of that task and the cost of

bandwidth usage per data unit of nodes. So let T_i^{bw} be the amount of bandwidth requirement of task T_i and c_j^b be the cost of bandwidth usage per data unit of node N_j . The communication cost for task T_i is obtained as follow.

$$C_i^{comm} = \sum_{j=1}^m (c_j^b \times T_i^{bw}) \times x_{ij}, \quad \forall i \in \{1, \dots, n\} \quad (5)$$

Hence, the total communication cost for all of n tasks is given by the following equation.

$$\mathcal{C}^{comm} = \sum_{i=1}^n C_i^{comm}. \quad (6)$$

3.2.3 Deadline Violation Cost: To model the QoS, we need to present an appropriate formula for deadline violation cost. To this end, we first define the system response time for a given task T_i . Here we define it as the time interval between the moment that the task scheduler module receives the input file and the moment it gets the output file. Hence, we should consider the delay between the task scheduler module and node N_j , depicted by N_j^{delay} , the execution time of task T_i on node N_j , see eq. (2), and the waiting time of T_i in the queue of N_j , denoted by W_{ij} . Take into account these parameters, the response time for task T_i is obtained using the following equation.

$$T_i^{response} = \sum_{j=1}^m (2 \times N_j^{delay} + E_{ij} + W_{ij}) \times x_{ij}, \quad \forall i \in \{1, \dots, n\} \quad (7)$$

To measure the deadline violation cost for a given task T_i , we first define V_i as the percentage of the violation. Here, we propose the following formula to obtain its value.

$$V_i = \frac{\max(0, T_i^{response} - T_i^{deadline})}{T_i^{deadline}} \times 100, \quad \forall i \in \{1, \dots, n\} \quad (8)$$

where the range of V_i is $[0, \infty]$. It is zero if the task response time is lower than deadline time (i.e., $T_i^{deadline} \geq T_i^{response}$). However, it can be any positive value depending on the distance between response and deadline time.

To determine the violation cost for a given task T_i , we need its QoS requirement, T_i^{qos} , and the penalty that the Fog Broker must pay by one percent of the delay violation, $T_i^{penalty}$. It is worth to mention that a similar metric is defined in [33].

$$C_i^{viol} = (V_i - (100 - T_i^{qos})) \times T_i^{penalty}, \quad \forall i \in \{1, \dots, n\}, \quad (9)$$

Considering the above equation, we can calculate the deadline violation cost for the system as follows.

$$\mathcal{C}^{viol} = \sum_{i=1}^n C_i^{viol}. \quad (10)$$

Now we can obtain the total cost of a VCS using the following equation.

$$\mathcal{C}^{tot} = \mathcal{C}^{comp} + \mathcal{C}^{comm} + \mathcal{C}^{viol} \quad (11)$$

3.2.4 Overall Problem Formulation: Our main objective is solving the task scheduling problem in a heterogeneous volunteer computing system in such a way that the total cost is minimized. Therefore, the final optimization formula is defined as the following MILP model.

$$\min C^{tot} \quad (12)$$

subject to:

$$\text{Memory constraint: } x_{ij} \times T_i^{mem} \leq N_j^{mem}, \quad \forall i \in \{1, \dots, n\}, \forall j \in \{1, \dots, m\} \quad (13)$$

$$\text{Task constraint: } \sum_{j=1}^m x_{ij} = 1, \quad \forall i \in \{1, \dots, n\} \quad (14)$$

under binary control (decision) variable: $x_{ij} \in \{0, 1\}, \forall i \in \{1, \dots, n\}, \forall j \in \{1, \dots, m\}$.

To solve this MILP problem, we require to ensure that we have a task scheduling problem such that n independent tasks want to be processed through m nodes. Since the requirement of tasks and properties of nodes are different, there exist m^n solutions for mapping the tasks to the nodes. In a large scale problem, n and m usually are on the scale of thousands [4, 8], proposing an efficient algorithm is a challenging task. In the following section, we propose *two* heuristic algorithms to find a suitable solution in a real-time, even for very large scale ns and ms .

4 PROPOSED ALGORITHMS

In this part, we first introduce our heuristic algorithms for scheduling tasks in a VCS (see subsections 4.1 and 4.2). Then, we give an illustrative example to show how our proposed algorithms work (see subsection 4.3). Finally, we provide the time and space complexity analysis of the algorithms (see subsection 4.4).

4.1 Min-CCV Algorithm

Min-CCV is a computation-, communication- and violation-aware task scheduling algorithm. Min-CCV algorithm allocates a task to a node which provides the lowest total cost, see eq. (12), for that task. It is worth mentioning that the algorithm searches among all fog and cloud nodes that provide enough memory for the task, see eq. (13).

Algorithm 1 presents the pseudo-code of the Min-CCV algorithm. It initially sets the available time of all nodes to 0 (line 2). Then, in the main loop (lines 3 to 19) it searches among all nodes and tries to find a node which can provides the least total cost including computation, communication and violation costs for a selected task (lines 5 to 16). To this end, it first investigates the memory constraint (line 6) to check whether a node has enough memory or not. If so, it calculates the total cost for that node (lines 7 to 10). After that, the node with the least cost is selected for a given task (lines 11 to 14). In the end, we assign the task to the indexed node and update the available time of the indexed node (lines 17 and 18).

4.2 Min-V Algorithm

Here we propose an efficient heuristic algorithm, called Min-V, for the batch mode in which a batch of tasks arrives at the task scheduler module. The corresponding task scheduling algorithm is executed. The main goal of Min-V is minimizing the delay violations as far as possible, i.e., the algorithm gives higher priority to QoS compared to cost. To achieve this, we first sort tasks in ascending order by their predefined deadline. Then, for each task, we create a set of FNs and CNs which meet the memory constraint and satisfy the task deadline. After that, we select the node with the minimum computation and communication cost. If there exist no nodes to fulfil the deadline requirement of a given task, we choose the one which offers the minimum violation cost.

The pseudo-code of Min-V is provided in Algorithm 2. The detail of the algorithm is as follows. First of all, the available time of all nodes is set to 0 (line 2). In line 3, the algorithm sorts the tasks based on their deadlines in

Algorithm 1 Min-CCV: computation, communication and violation-aware algorithm

```

1: procedure MIN-CCV( $T, \mathbf{N}$ )
2:    $availableTime[\mathbf{N}] \leftarrow 0$ 
3:   for all  $T_i \in T$  do
4:      $C^{min} \leftarrow \infty$ 
5:     for all  $N_j \in \mathbf{N}$  do
6:       if  $T_i^{mem} \leq N_j^{mem}$  then
7:         calculate  $C_i^{comp}$  using eq. (3)
8:         calculate  $C_i^{comm}$  using eq. (5)
9:         calculate  $C_i^{viol}$  using eq. (8)
10:         $C^{tot} \leftarrow C_j^{comp} + C_j^{comm} + C_j^{viol}$ 
11:        if  $C^{tot} < C^{min}$  then
12:           $C^{min} \leftarrow C^{tot}$ 
13:           $index \leftarrow j$ 
14:        end if
15:      end if
16:    end for
17:    allocate  $T_i$  to  $N_{index}$ 
18:     $availableTime[N_{index}] \leftarrow availableTime[N_{index}] + E_{i,index}$ 
19:  end for
20: end procedure

```

ascending order. Next, it iterates through tasks to allocate them to the most suitable nodes (lines 4 to 22). For each task, Min-V creates two empty lists: satisfiedList and unsatisfiedList (lines 5 and 6). In lines 7 to 16, for all nodes $N_j \in \mathbf{N}$ which meet the memory demand of a given task T_i , the response time of task T_i on node N_j is obtained. If the node can satisfy the deadline of the task, it is added to satisfiedList; otherwise, it is added to unsatisfiedList. After this process, regarding the size of satisfiedList, two different strategies will be available. If there exists at least one node in satisfiedList, i.e., the deadline requirement of task T_i is met, the algorithm calls *minCompComm function* (see Algorithm 3); otherwise it calls *minViol function* (see Algorithm 4).

Algorithm 3 shows the pseudo-code of the minCompComm function. First of all it sets $C^{min} \leftarrow \infty$ in line 2. Then, the node with the minimum computation and communication cost is selected (lines 3 to 11) and the task is assigned to the node and its available time is updated (lines 12 and 13). The pseudo-code of the minViol function is given in Algorithm 4. Here again, we set $C^{min} \leftarrow \infty$ in line 2. Next, the node with the least violation cost is found (lines 3 to 9), and allocation and updating is done (lines 10 and 11).

4.3 Illustrative Example

In this part, we assume an illustrative example with 10 tasks and 3 nodes consist of 2 fog nodes and 1 cloud node. The tasks are numbered from 1 to 10 and nodes from 1 to 3. The attribute of tasks and nodes are shown in Table 3 and Table 4, respectively. Fig. 3a and Fig.3b respectively demonstrate the allocation map obtained by Min-CCV and Min-V. In Min-CCV, five of ten tasks cannot meet their deadlines where the total violation cost is about 505 [G\$]. However, in Min-V, only three tasks exceed their deadline while the total violation cost is 8.4 [G\$].

4.4 Complexity Analysis

In this subsection, we provide the time and space complexity analysis of the our heuristic methods.

Algorithm 2 Min-V: violation-aware algorithm

```

1: procedure MIN-V( $\mathbf{T}, \mathbf{N}$ )
2:    $activeTime[|\mathbf{N}|] \leftarrow 0$ 
3:    $AscSort(\mathbf{T}, T_i^{deadline}) \quad \forall i \in \{1, \dots, n\}$ 
4:   for all  $T_i \in \mathbf{T}$  do
5:      $satisfiedList \leftarrow \{\}$ 
6:      $unsatisfiedList \leftarrow \{\}$ 
7:     for all  $N_j \in \mathbf{N}$  do
8:       if  $T_i^{mem} \leq N_j^{mem}$  then
9:         calculate  $T_i^{response}$  using eq. (7)
10:        if  $T_i^{response} \leq T_i^{deadline}$  then
11:           $satisfiedList \leftarrow satisfiedList \cup \{j\}$ 
12:        else
13:           $unsatisfiedList \leftarrow unsatisfiedList \cup \{j\}$ 
14:        end if
15:      end if
16:    end for
17:    if  $|satisfiedList| \geq 1$  then
18:      call  $minCompComm(T_i, satisfiedList)$ 
19:    else
20:      call  $minViol(T_i, unsatisfiedList)$ 
21:    end if
22:  end for
23: end procedure

```

Algorithm 3 minCompComm function

```

1: procedure MINCOMPCOMM( $T_i, satisfiedList$ )
2:    $C^{min} \leftarrow \infty$ 
3:   for all  $N_j \in satisfiedList$  do
4:     calculate  $C_i^{comp}$  using eq. (3)
5:     calculate  $C_i^{comm}$  using eq. (5)
6:      $C^{tot} \leftarrow C_i^{comp} + C_i^{comm}$ 
7:     if  $C^{tot} < C^{min}$  then
8:        $C^{min} \leftarrow C^{tot}$ 
9:        $index \leftarrow j$ 
10:    end if
11:  end for
12:  allocate  $T_i$  to  $N_{index}$ 
13:   $availableTime[N_{index}] \leftarrow availableTime[N_{index}] + E_{i,index}$ 
14: end procedure

```

1) **Min-CCV**: The time complexity analysis of the Min-CCV algorithm is quite simple, where it depends on the number of tasks and nodes. To set the available time of nodes to 0 (Line 2), the algorithm calculates it in the order of $O(m)$. The rest of the algorithm consists of two nested loops where they run n and m times, respectively. Therefore,

Algorithm 4 minViol function

```

1: procedure MINVIOL( $T_i$ , unsatisfiedList)
2:    $C^{min} \leftarrow \infty$ 
3:   for all  $N_j \in unsatisfiedList$  do
4:     calculate  $C_i^{viol}$  using eq. (8)
5:     if  $C_i^{viol} < C^{min}$  then
6:        $C^{min} \leftarrow C_i^{viol}$ 
7:        $index \leftarrow j$ 
8:     end if
9:   end for
10:  allocate  $T_i$  to  $N_{index}$ 
11:   $availableTime[N_{index}] \leftarrow availableTime[N_{index}] + E_{i,index}$ 
12: end procedure
    
```

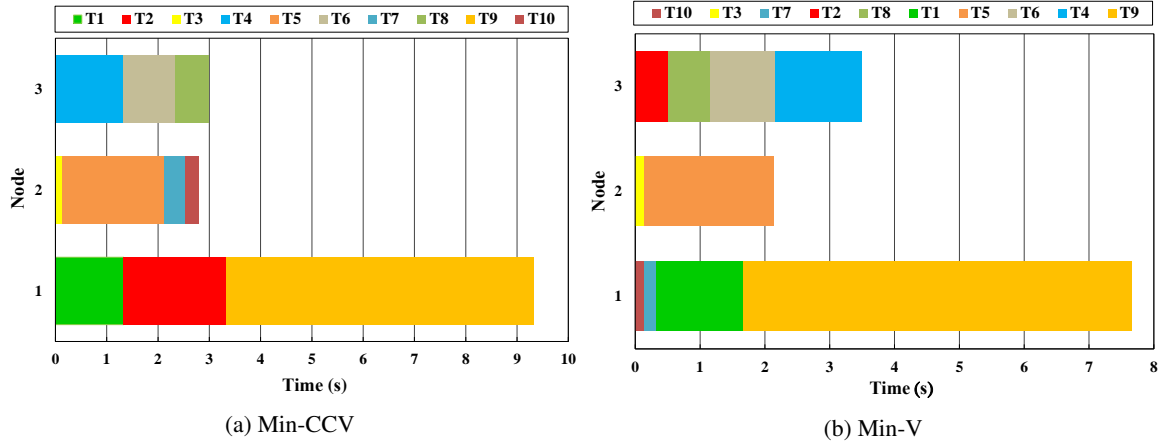


Fig. 3: Toy case study allocation map.

Table 3: Toy case study of attribute of tasks.

Parameters	Tasks									
	1	2	3	4	5	6	7	8	9	10
Number of instruction [MI]	2000	3000	100	8000	1500	6000	300	4000	9000	200
Memory required [MB]	100	200	50	180	70	120	150	180	100	150
Input file size [MB]	0.5	1	0.3	1.5	0.4	1.2	0.8	1	0.5	1.4
Output file size [MB]	0.1	0.8	0.5	0.5	0.8	1	0.5	0.6	0.4	0.2
Deadline [ms]	1500	1000	200	5000	2200	3500	400	1200	8000	100
QoS [%]	96	93	95	92	99	94	98	91	90	95
Penalty [per %]	0.2	0.1	0.4	0.5	0.2	0.1	0.3	0.3	0.4	0.1

the overall time complexity of this algorithm is $O(n \times m)$. Moreover, the space complexity of Min-CCV is linear in the number of tasks and nodes, i.e., $O(n + m)$.

Table 4: Toy case study of attribute of nodes.

Parameters	Nodes		
	1	2	3
CPU processing rate [MIPS]	1500	750	6000
CPU usage cost [G\$/s]	0.3	0.4	1.5
Memory usage cost [G\$/MB]	0.03	0.02	0.05
Bandwidth usage cost [G\$/MB]	0.01	0.02	0.08
Memory [MB]	220	170	1024
Delay [ms]	1	2	150

2) **Min-V**: Similar to Min-CCV, the complexity of Line 2 is $O(m)$. According to the line #3, Min-V sorts the set of n tasks, which requires $O(n \log n)$. To construct *satisfiedList* and *unsatisfiedList*, the algorithm runs two nested **for** loops which calculates in the order of $O(n \times m)$ time. The rest of the algorithm depends on the size of *satisfiedList*. If this list is not empty, it may include all of the nodes; thus searching among them needs $O(m)$ time in the worst case. Otherwise, the algorithm searches among the nodes inside the *unsatisfiedList* that runs in the order of $O(m)$. Hence, the overall time complexity of the Min-V algorithm is $O(n \log n + n \times m)$. The space complexity of this algorithm is also linear in the number of tasks and nodes, i.e., $O(n + m)$.

The above analysis shows that our proposed algorithms can run very fast, which make them a promising solution for real-time volunteer task scheduling problem in fog-cloud computing systems.

5 PERFORMANCE EVALUATION

In this section, we describe simulation setup, performance metrics and the results. Our proposed algorithms are compared with three cutting-edge strategies, and the results verify that our proposed algorithms are superior to other algorithms.

5.1 Simulation setup

Here, we describe the simulation settings (see Section 5.1.1), simulation metrics (see Section 5.1.2), comparison algorithms (see Section 5.1.3), and the results (see Section 5.1.4).

5.1.1 Settings. In our experimental study, to fully apprehend the benefits of the proposed algorithms, we have performed three experiments in which we investigate the impact of the various parameters that determine the results. The purpose of the experiments, along with their settings, are outlined in Table 5. They are also briefly explained here.

In this paper, we consider three various experiments as below

- **Experiment one:** In this experiment, in each level, we increase 50 tasks to the number of tasks from 50 to 300 tasks, and the number of fog and cloud nodes fixed to 30 and 15 respectively (see Fig. 4).
- **Experiment two:** In this experiment, the problem consists of 200 tasks and 15 cloud nodes with a varying number of fog nodes from 10 to 50 (see Fig. 5).
- **Experiment three:** In this experiment, we want to observe the impact of the varying number of cloud nodes, with the number of tasks and fog nodes fixed to 200 and 30, respectively (see Fig. 6).

The fog-cloud system is responsible for executing all IoT requests. Each request first is decomposed into a set of independent tasks; then their resources requirement are calculated and estimated. Table 6 shows the characteristics of tasks used in our experiments. We run each experiment ten times and report the average, maximum and minimum of them.

Table 5: Simulation experiment settings

Experiment	Purpose of Experiment	Parameters		
		Task	Fog Node	Cloud Node
1	Impact of varying number of tasks	[50, 300]	30	15
2	Impact of varying number of fog nodes	200	[10, 50]	15
3	Impact of varying number of cloud nodes	200	30	[5, 25]

Table 6: Attribute of task settings

Parameter	Value			Unit
	Type 1	Type 2	Type 3	
Size	[100, 372]	[1028, 4280]	[5123, 9784]	[MI]
Required memory	[50,200]			[MB]
Input file size	[0.3,1.5]			[MB]
Output file size	[0.1,1]			[MB]
Deadline	[100, 500]	[500, 2500]	[2500, 10000]	[ms]
QoS	[90,99,99]			[%]
Penalty	[0.1,0.5]			[G\$/%]

Table 7: Attribute of node settings

Parameter	Value		Unit
	Fog	Cloud	
CPU processing rate	[500, 2000]	[3000, 10000]	[MIPS]
CPU usage cost	[0.2,0.5]	[1, 2.1]	[G\$/second]
Memory usage cost	[0.01,0.03]	[0.02,0.05]	[G\$/MB]
Bandwidth usage cost	[0.01,0.02]	[0.05,0.1]	[G\$/MB]
Memory	[150,250]	[256,4096]	[MB]
Delay	[1,5]	[50,250]	[ms]

The fog-cloud infrastructure consists of fog nodes with limited process capacity than the cloud nodes, but they are closer to the user and have a minimum delay. Consequently, cloud nodes can process the tasks in the shortest possible time; however, they have a high delay in receiving tasks. Hence, the proposed algorithms should be handling the balancing between fog and cloud nodes to decrease the total cost. Table 7 presents the attributes of nodes with the process capacity details and the minimum delay in allocating tasks on nodes. All of the attribute values of the nodes can be chosen randomly. We perform experiments 2 and 3 with 10 iterations to investigate the impact of the number of nodes. All experimental simulations were carried out on MATLAB environment on a PC with Intel(R) Xeon(R) CPU E7-4850 v4 @ 2.10 GHz (2 processors), 8.00 GB RAM, and Windows 10 pro operating system. The source code of our paper is available in [15].

5.1.2 Simulation Metrics. In this paper, our purpose is to ensure the quality of service (QoS) with minimum total cost. To evaluate the performance of the proposed algorithms, we measured computation, communication, and violation cost. As the fog computing environment is suited explicitly to time-sensitive applications, violation cost is the most important factor which needs to be ensured. Therefore, we must try to find the best allocating map to decrease delays and makespan. On the other hand, the computation and communication costs should not be high.

5.1.3 Comparison Algorithms. Our proposed algorithms are compared against the three algorithms that consist of two base methods and a metaheuristic-based approach.

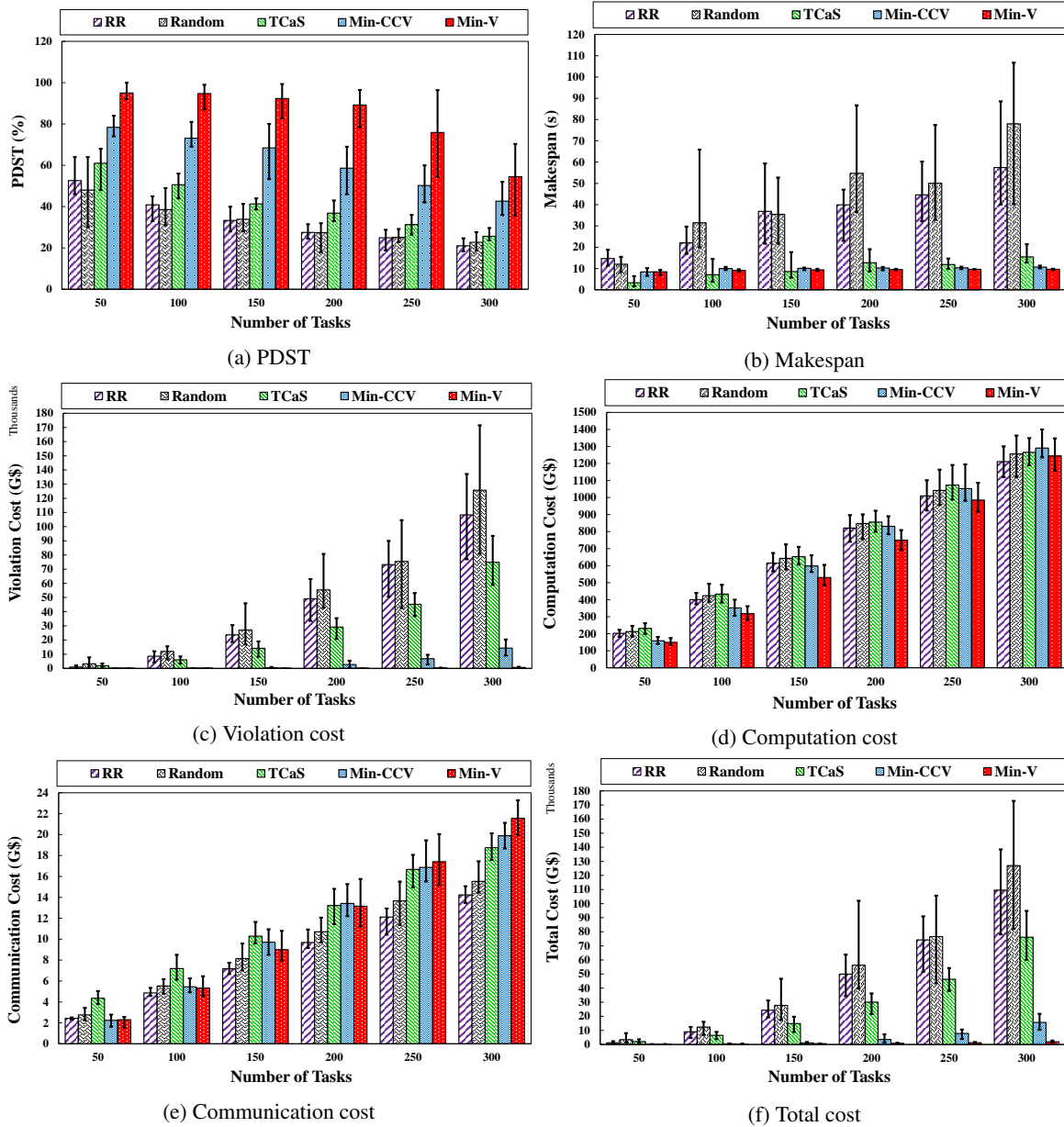
- **Round Robin (RR)**: in this method, the execution time for each task is estimated on the nodes one by one, and a node is chosen if the execution time lower than the deadline's task and ensure the memory limitation. This operation will continue until any node has one task at least, then, the second round is begun.
- **Random**: according to its name, the task is allocated on the nodes randomly with ensuring the memory limitation.
- **TCaS**: this is a metaheuristic algorithm introduced in [25]. We consider 1000 generations in each iteration.

5.1.4 Results. In this part, we provide the results for the *three* experiments mentioned above with two proposed algorithms and three comparing algorithms. In this paper, we calculated three costs for minimizing total cost. On the other hand, we used decreasing makespan and increasing the PDST (Percentage of the deadline satisfied tasks) for reducing the violation cost. Consequently, we present six plots for each experiment.

1) Impact of a varying number of tasks: Figs. 4a to 4f illustrate the performance and cost of the proposed algorithms compared to the benchmarks. From the figures, we see that with increasing the number of tasks, the PDST decreases while the other metrics increases. However, our proposed algorithms present higher performance and lower cost compared with the others. Specifically, Min-V significantly outperforms the baseline methods and TCaS in terms of PDST (see Fig. 4a) and violation cost (see Fig. 4c). This is because of the deadline, violation-awareness of this algorithm. It also remarkably reduces makespan compared to RR and Random while it is a competitor for TCaS (see Fig. 4b). The Min-CCV algorithm provides the second-best results in terms of PDST and the cost of the violation. Regarding the communication cost (Fig. 4e), since compared to the violation cost, the communication cost has less impact on the total cost, and this metric is somewhat higher for our algorithms. However, both of our algorithms perform well in terms of computation cost (Fig. 4d). Finally, Fig. 4f depicts that our Min-V and then Min-CCV provide extremely low total cost compared to the rest.

2) Impact of varying number of fog nodes: The results of this experiment are shown in Figs. 5a to 5f. Generally speaking, as the number of fog nodes increases, the PDST of all algorithms is increasing while the system cost decreases. However, due to prioritizing tasks based on their deadline requirements and taking into account the violation, computation and communication cost, the proposed Min-V gives the best performance compared to the rest. More surprisingly, as the number of fog nodes increases from 10 to 50, where the number of cloud nodes is fixed to 15, Min-V achieves 67 to 92% of the PDST (Fig. 5a) and reduces the violation cost from 574 to 85 [G\$] (Fig. 5c). This implies that Min-V is capable of achieving great QoS for IoT requests. In these respects, Min-CCV provides the second-best results. As we can observe from Fig. 5b, in terms of makespan, our proposed algorithms and TCaS almost have the same performance while they are far better than RR and Random. From the point of computation and communication cost (Figs. 5d and 5e), as the number of fog nodes increases, all algorithms allocate more tasks to the fog environment which results in reducing the computation and communication cost. However, since the computation cost has a higher impact on the total cost, our proposed algorithms focus more on reducing it. Fig. 5f demonstrates the overall system cost. The percentage of improvement for our Min-V and Min-CCV is up to 99.5% and about 90 to 98% in compare with TCaS, respectively.

3) Impact of a varying number of cloud nodes: As the final experiment, we focus on changing the number of cloud nodes from 5 to 25. The simulation results for this experiment reveal that Min-V and then Min-CCV perform better than the rest in terms of PDST, violation cost, computation cost, and total cost (see Figs. 6a to 6f). Here there are some important points to mention. First, as the number of cloud nodes reaches from 5 to 15, the PDST of the both proposed algorithms substantially improves, and their violation cost significantly reduces (see Figs. 6a and 6c). However, after that, we observe a little impact on the performance of the system. The main reason behind this is that the 15 cloud nodes are enough to process the delay-tolerant tasks, but the latency-sensitive tasks cannot meet their deadline using cloud nodes. Again, as Fig. 6b shows, our algorithms and TCaS give better results than RR and Random concerning makespan. For the computation cost aspect, our Min-V and then Min-CCV provide the lowest cost (Fig. 6b) while for the communication cost, RR and then Random provides the most economical cost (Fig. 6e). Fig. 6f depicts that Min-V, Min-CCV and TCaS give the first, second, and third best total cost, respectively.


 Fig. 4: Simulation results for *Experiment 1* (impact of varying number of tasks).

6 DISCUSSIONS

Despite the effectiveness of our proposed algorithms, several aspects are remaining that we address them in the following. First, similar to [25, 30], the presented work does not consider the dependency between tasks on the

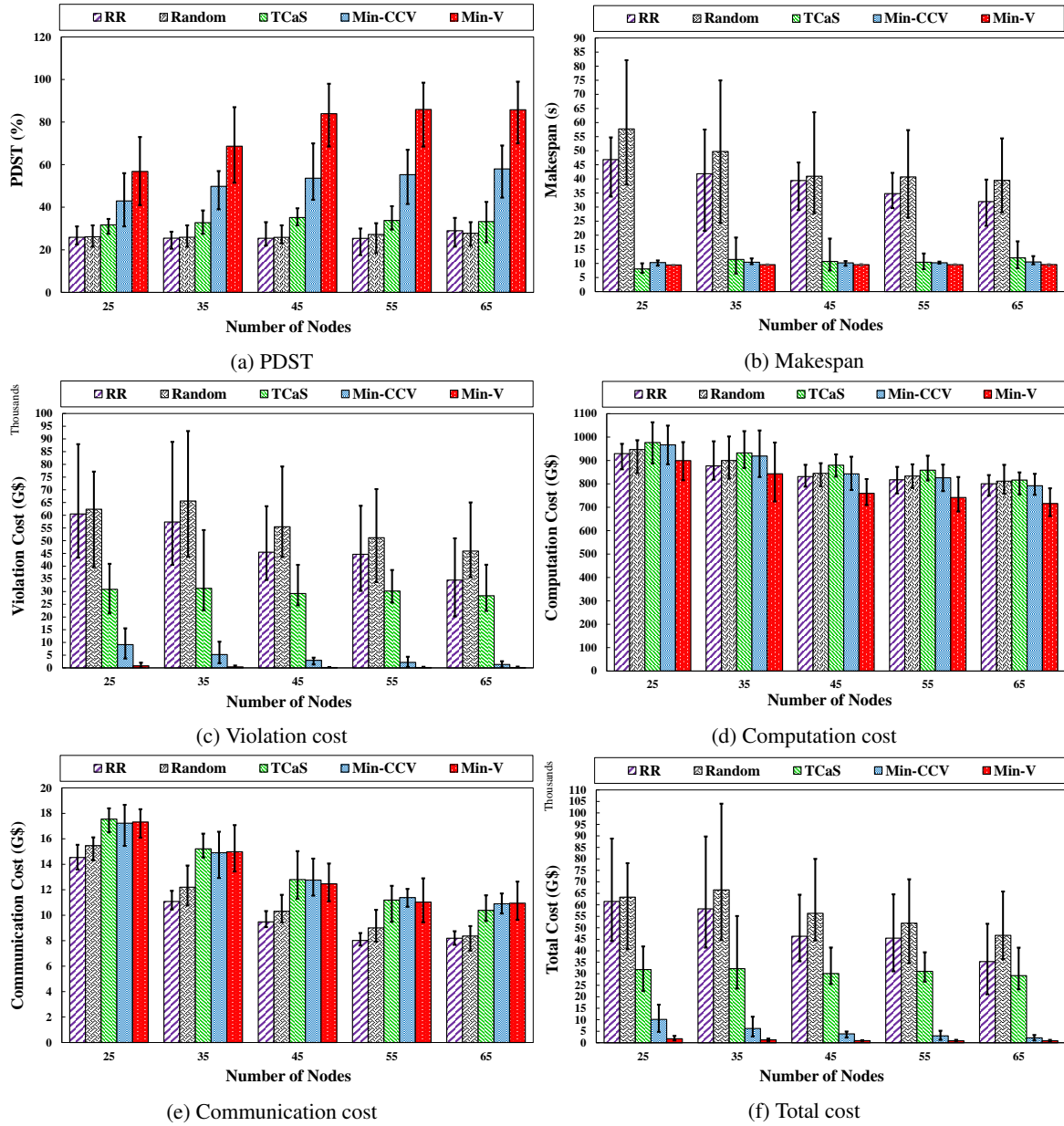


Fig. 5: Simulation results for *Experiment 2* (impact of varying number of fog nodes).

application/job level. Given that in the real world, the tasks of some applications are interdependent, the proposed algorithms can be extended in a way that they work for such applications too. Second, in a Software-Defined Networking (SDN)-enabled volunteer system, computing devices are usually deployed by different operators and owners in a geographically distributed environment [22]. Hence, this introduces a challenge to the fog broker

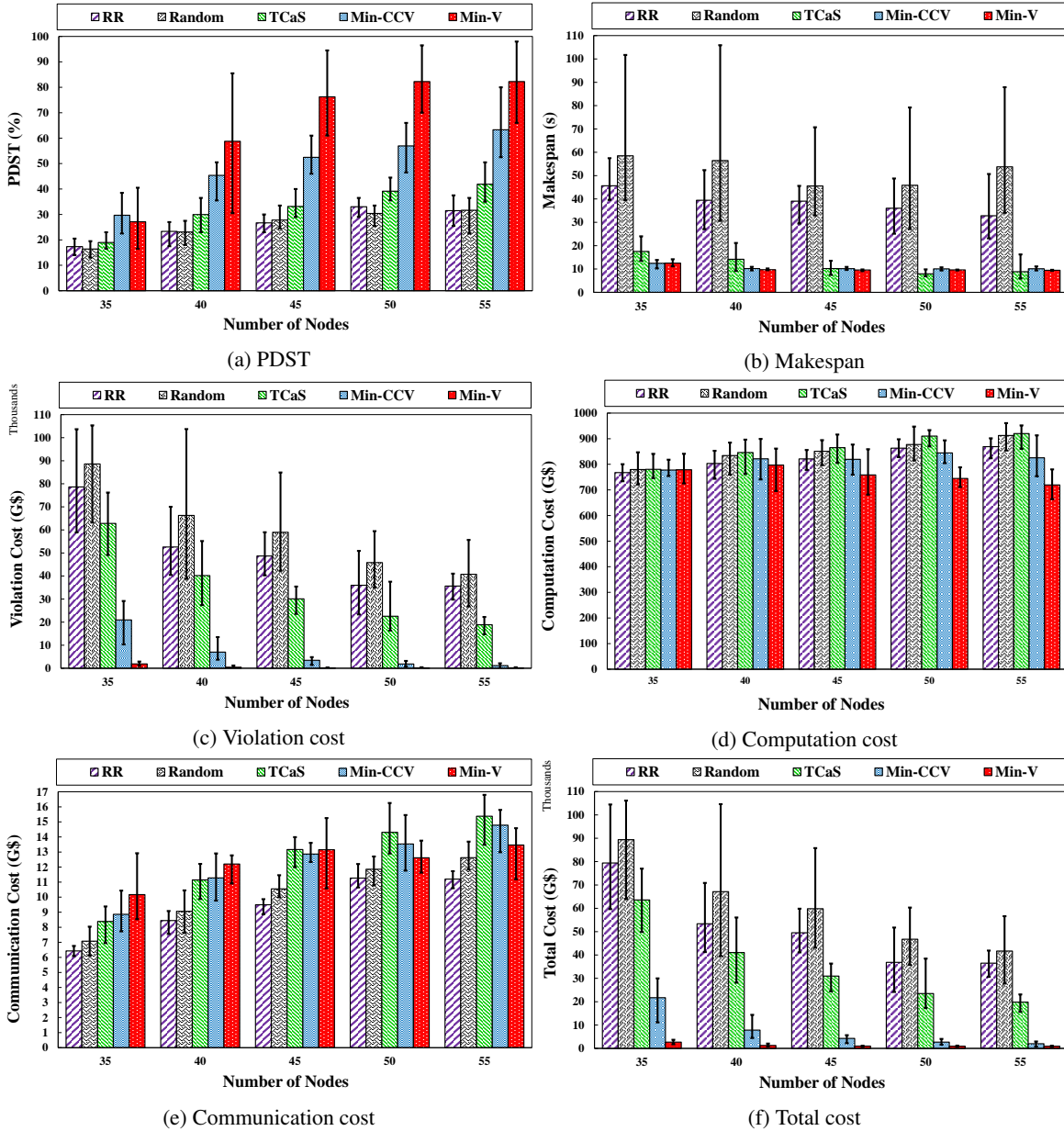


Fig. 6: Simulation results for *Experiment 3* (impact of varying number of cloud nodes).

in terms of data routing among fog devices. However, in this work, we have ignored this aspect. Therefore, an effective routing protocol should be integrated into our algorithms to cope with this issue. Finally, due to the low time and space complexity and the high performance of the proposed methods, we can use them in the online task scheduling problem in the domain of fog-cloud computing.

7 CONCLUSION AND FUTURE DIRECTIONS

In this paper, we focused on the task scheduling problem in volunteer fog-cloud environments. We formulated the problem as mixed-integer programming to minimize computation, communication and violation costs. To address the problem, two efficient heuristic algorithms are introduced. The proposed algorithms were evaluated in terms of their performance via various experiments. The results show that our algorithms significantly outperform others in terms of percentage of deadline satisfied tasks (PDST) and violation cost. They also provide low makespan and computation cost. Specifically, the proposed algorithms are capable of delivering PDST by up to 95% and reducing the violation cost by up to 99.5%.

As the number and scale of volunteer computing systems are growing rapidly, the energy consumed by their computing resources is significantly increasing, which imposes a substantial impact on the system cost. Therefore, as future work, we plan to expand the scheduling problem by considering energy consumption optimization is another key metric. Moreover, to further assess the efficiency of the proposed algorithms, we would like to evaluate their performance under different real data sets and compare them with other state-of-the-art. Last but not least, this work can be extended in future Internet technologies, including edge systems. Designing an automatic resource allocation mechanism is one of the prominent goals of the network brokers, especially brokers who are dealing with the real-time and sensitive applications like video streaming used for remote surgery. Hence, we plan to add artificial intelligence methods to our heuristic approaches which shape a zero-tough model mimics the environment changes.

REFERENCES

- [1] Raafat O Aburukba, Mazin AliKarrar, Taha Landolsi, and Khaled El-Fakih. 2020. Scheduling Internet of Things requests to minimize latency in hybrid Fog-Cloud computing. *Future Generation Computer Systems* 111 (2020), 539–551.
- [2] David P Anderson, Eric Korpela, and Rom Walton. 2005. High-performance task distribution for volunteer computing. In *First International Conference on e-Science and Grid Computing (e-Science'05)*. IEEE, 1–8.
- [3] Nitin Auluck, Akramul Azim, and Kaneez Fizza. 2019. Improving the Schedulability of Real-Time Tasks using Fog Computing. *IEEE Transactions on Services Computing (Early Access)* (2019).
- [4] Md Faizul Bari, Raouf Boutaba, Rafael Esteves, Lisandro Zambenedetti Granville, Maxim Podlesny, Md Golam Rabbani, Qi Zhang, and Mohamed Faten Zhani. 2012. Data center network virtualization: A survey. *IEEE Communications Surveys & Tutorials* 15, 2 (2012), 909–928.
- [5] Mohammed Anis Benblidia, Bouziane Brik, Leila Merghem-Boulahia, and Moez Esseghir. 2019. Ranking Fog nodes for Tasks Scheduling in Fog-Cloud Environments: A Fuzzy Logic Approach. In *15th International Wireless Communications & Mobile Computing Conference (IWCMC)*. IEEE, 1451–1457.
- [6] Salim Bitam, Sherali Zeadally, and Abdelhamid Mellouk. 2018. Fog computing job scheduling optimization based on bees swarm. *Enterprise Information Systems* 12, 4 (2018), 373–397.
- [7] Charles C Byers. 2017. Architectural imperatives for fog computing: Use cases, requirements, and architectural techniques for fog-enabled iot networks. *IEEE Communications Magazine* 55, 8 (2017), 14–20.
- [8] Kuan-yin Chen, Yang Xu, Kang Xi, and H Jonathan Chao. 2013. Intelligent virtual machine placement for cost efficiency in geo-distributed cloud systems. In *2013 IEEE International Conference on Communications (ICC)*. IEEE, 3498–3503.
- [9] Tejaswini Choudhari, Melody Moh, and Teng-Sheng Moh. 2018. Prioritized task scheduling in fog computing. In *Proceedings of the ACMSE 2018 conference*. 1–8.
- [10] Ruilong Deng, Rongxing Lu, Chengzhe Lai, Tom H Luan, and Hao Liang. 2016. Optimal workload allocation in fog-cloud computing toward balanced delay and power consumption. *IEEE internet of things journal* 3, 6 (2016), 1171–1181.
- [11] Toktam Ghafarian and Bahman Javadi. 2015. Cloud-aware data intensive workflow scheduling on volunteer computing systems. *Future Generation Computer Systems* 51 (2015), 87–97.
- [12] Mostafa Ghobaei-Arani, Alireza Souri, Fatemeh Safara, and Monire Norouzi. 2020. An efficient task scheduling approach using moth-flame optimization algorithm for cyber-physical system applications in fog computing. *Transactions on Emerging Telecommunications Technologies* 31, 2 (2020), e3770.
- [13] Sukhpal Singh Gill, Peter Garraghan, and Rajkumar Buyya. 2019. ROUTER: Fog enabled cloud based intelligent resource management approach for smart home IoT devices. *Journal of Systems and Software* 154 (2019), 125–138.

- [14] Hiwa Omer Hassan, Sadoon Azizi, and Mohammad Shojafar. 2020. Priority, Network and Energy-aware Placement of IoT-based Application Services in Fog-Cloud Environments. *IET Communications* 14, 13 (2020), 2117–2129.
- [15] Farooq Hoseiny, Sadoon Azizi, Mohammad Shojafar, and Rahim Tafazolli. 2020. Min-CCV, Min-V Source Code. <https://github.com/mshojafar/sourcecodes/blob/master/Farooq2020MinvMinccv-ACMTOIT.zip>. (2020).
- [16] Pejman Hosseinioun, Maryam Kheirabadi, Seyed Reza Kamel Tabbakh, and Reza Ghaemi. a Task scheduling approaches in fog computing: A survey. *Transactions on Emerging Telecommunications Technologies* (????), e3792.
- [17] Saeed Javanmardi, Mohammad Shojafar, Valerio Prisco, and Antonio Pescape. 2020. FPPTS: A Joint Fuzzy PSO Mobility-aware Approach to Fog Task Scheduling Algorithm for IoT Devices. *Software: Practice and Experience (to be appear)* (2020), 1–16.
- [18] Slađana Jošilo and György Dán. 2018. Decentralized algorithm for randomized task allocation in fog computing systems. *IEEE/ACM Transactions on Networking* 27, 1 (2018), 85–97.
- [19] Young Choon Lee, Albert Y Zomaya, and Howard Jay Siegel. 2010. Robust task scheduling for volunteer computing systems. *The Journal of Supercomputing* 53, 1 (2010), 163–181.
- [20] Lindong Liu, Deyu Qi, Naqin Zhou, and Yilin Wu. 2018. A task scheduling algorithm based on classification mining in fog computing environment. *Wireless Communications and Mobile Computing* 2018 (2018).
- [21] Zening Liu, Xiumei Yang, Yang Yang, Kunlun Wang, and Guoqiang Mao. 2018. DATS: Dispersive stable task scheduling in heterogeneous fog networks. *IEEE Internet of Things Journal* 6, 2 (2018), 3423–3436.
- [22] Tom H Luan, Longxiang Gao, Zhi Li, Yang Xiang, Guiyi Wei, and Limin Sun. 2015. Fog computing: Focusing on mobile users at the edge. *arXiv preprint arXiv:1502.01815* (2015).
- [23] Sambit Kumar Mishra, Deepak Puthal, Joel JPC Rodrigues, Bibhudatta Sahoo, and Eryk Dutkiewicz. 2018. Sustainable service allocation using a metaheuristic technique in a fog server for industrial applications. *IEEE Transactions on Industrial Informatics* 14, 10 (2018), 4497–4506.
- [24] Rubén S Montero, Elisa Rojas, Alfonso A Carrillo, and Ignacio Martín Llorente. 2017. Extending the Cloud to the Network Edge. *IEEE Computer* 50, 4 (2017), 91–95.
- [25] Binh Minh Nguyen, Huynh Thi Thanh Binh, Bao Do Son, et al. 2019. Evolutionary algorithms to optimize task scheduling problem for the IoT based bag-of-tasks application in cloud–fog computing environment. *Applied Sciences* 9, 9 (2019), 1730.
- [26] Xuan-Qui Pham, Nguyen Doan Man, Nguyen Dao Tan Tri, Ngo Quang Thai, and Eui-Nam Huh. 2017. A cost-and performance-effective approach for task scheduling based on collaboration between cloud and fog computing. *International Journal of Distributed Sensor Networks* 13, 11 (2017), 1550147717742073.
- [27] Georgios L Stavrinides and Helen D Karatza. 2019. A hybrid approach to scheduling real-time IoT workflows in fog and cloud environments. *Multimedia Tools and Applications* 78, 17 (2019), 24639–24655.
- [28] Bo Wang, Ying Song, Jie Cao, Xiao Cui, and Ling Zhang. 2019. Improving task scheduling with parallelism awareness in heterogeneous computational environments. *Future Generation Computer Systems* 94 (2019), 419–429.
- [29] Juan Wang and Di Li. 2019. Task scheduling based on a hybrid heuristic algorithm for smart production line with fog computing. *Sensors* 19, 5 (2019), 1023.
- [30] Jiuyun Xu, Zhuangyuan Hao, Ruru Zhang, and Xiaoting Sun. 2019. A method based on the combination of laxity and ant colony system for cloud-fog task scheduling. *IEEE Access* 7 (2019), 116218–116226.
- [31] Ming Yang, Hao Ma, Shuang Wei, You Zeng, Yefeng Chen, and Yuemei Hu. 2020. A Multi-Objective Task Scheduling Method for Fog Computing in Cyber-Physical-Social Services. *IEEE Access* 8 (2020), 65085–65095.
- [32] Ashkan Yousefpour, Caleb Fung, Tam Nguyen, Krishna Kadiyala, Fatemeh Jalali, Amirreza Niakanlahiji, Jian Kong, and Jason P Jue. 2019. All one needs to know about fog computing and related edge computing paradigms: A complete survey. *Journal of Systems Architecture* 98 (2019), 289–330.
- [33] Ashkan Yousefpour, Ashish Patil, Genya Ishigaki, Inwoong Kim, Xi Wang, Hakki C Cankaya, Qiong Zhang, Weisheng Xie, and Jason P Jue. 2019. FogPlan: a lightweight QoS-aware dynamic fog service provisioning framework. *IEEE Internet of Things Journal* 6, 3 (2019), 5080–5096.
- [34] Guowei Zhang, Fei Shen, Nanxi Chen, Pengcheng Zhu, Xuewu Dai, and Yang Yang. 2018. DOTS: delay-optimal task scheduling among voluntary nodes in fog networks. *IEEE Internet of Things Journal* 6, 2 (2018), 3533–3544.