

On the Curved Patterns in the Graphs of PPTs

- Corrected and Expanded -

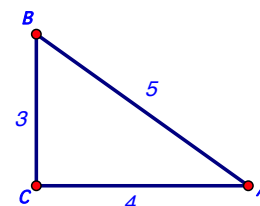
James M. Parks
Dept. of Mathematics
SUNY POTSDAM
Potsdam, NY USA
parksjm@potsteam.edu
April 19, 2021

Abstract

On his website *Pythagorean Right-Angled Triangles*, R. Knott lists a graph of all Primitive Pythagorean Triples (PPTs) with legs up to length 10,000, constructed using *Mathematica*. The patterns are very interesting, suggesting conic sections. We show that they indeed are parabolic curves which follow in a natural way from the mathematics of the subject matter, and they can be used to construct Knott's graph.

An early version of this paper appeared in [5].

A *Pythagorean Triple* (PT) is a set of 3 positive integers (a, b, c) which satisfy the Pythagoras Equation $a^2 + b^2 = c^2$. The numbers a, b, c are associated with the sides of a right triangle. For example, $(3, 4, 5)$ is a Pythagorean Triple, since $3^2 + 4^2 = 5^2$. By the Pythagorean Theorem Converse, there is a right triangle $\triangle ABC$ with sides of lengths 3, 4, 5.



Given a PT (a, b, c) , if the integers a, b, c are relatively prime, that is they share no common divisors, $GDC\{a, b, c\} = 1$, then call the triple (a, b, c) a *Primitive Pythagorean Triple* (PPT).

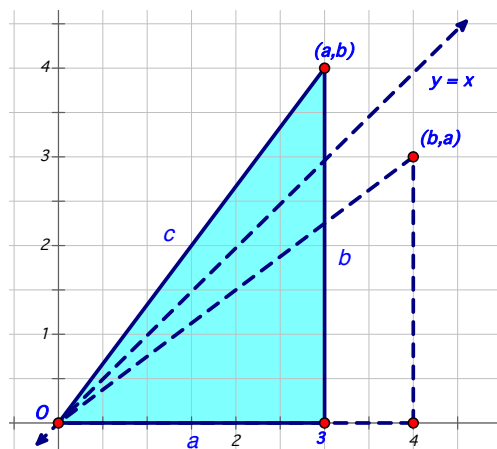
For example $(3, 4, 5)$ is a PPT, but the PT $(6, 8, 10)$ is not.

We are interested in analyzing a graph of PPTs, which is construct in a certain way.

Given a PT (a, b, c) , $a < b < c$, there is a way to graph it which allows us to compare PTs. Choose the ordered pair (a, b) and graph this in the 1st quadrant of the xy -plane, see the graph here.

Then the right triangle $\triangle ABC$ with sides a, b, c is congruent to the triangle formed by the origin O , the point $(a, 0)$, and the point (a, b) . Thus the point (a, b) determines a congruent copy of $\triangle ABC$.

Another congruent copy of $\triangle ABC$ is provided by the graph of the point (b, a) . The point (b, a) is the reflection of point (a, b) about the line $y = x$.

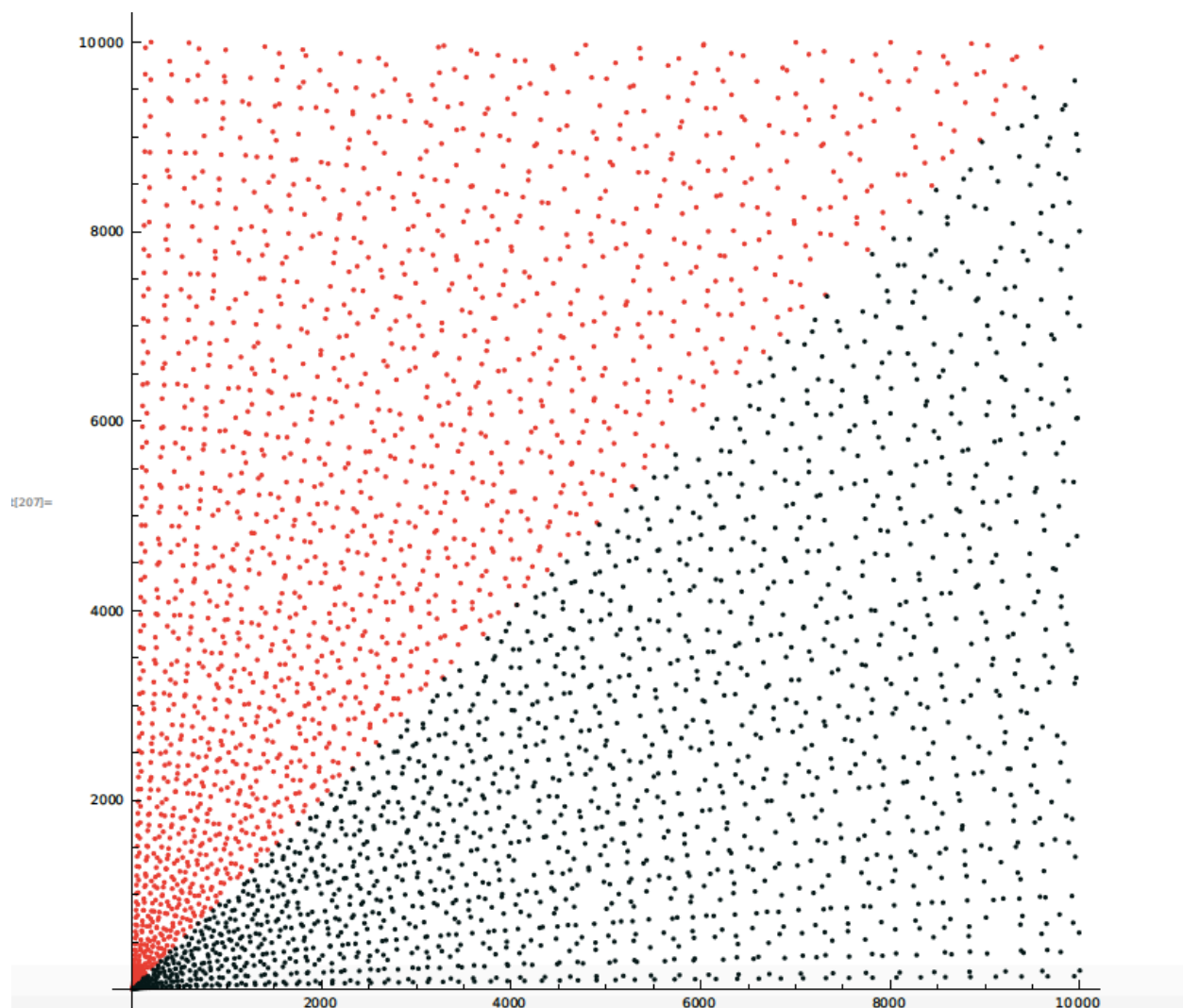


We will assume that $a < b < c$, when referring to the PT (a, b, c) , but occasionally it will happen, by way of an argument for example, that we have the PT (b, a, c) as in the triangle figures just above. The line $y = x$ then divides the first quadrant into two regions, one which contains the points (a, b) , $a < b$, and one which contains the points (b, a) , $a < b$. Since the points (a, b) and (b, a) are symmetric about the line $y = x$, we call (b, a) the *reflected point* of (a, b) .

Observe that if (a, b, c) is a PPT, then one of a, b must be odd, and the other must be even, while c is always odd.

If we find all PPTs with $0 < a < b < 10,000$, and graph them using the method above, the amazing graph shown here results [4]. A similar graph was constructed by R. Knott [3]. Both graphs were constructed using Mathematica, but with different codes. All figures except this graph were made using *Sketchpad* [6].

The red region is the set of points (a, b) , where $a < b$, and the black region is the set of reflected points (b, a) about $y = x$. Thus the two regions are symmetric about the line $y = x$. We call this graph the **Main Graph**.



In order to analyze this graph, consider the following set of the first 18 PPTs ordered by the size of the short leg a .

(**3, 4, 5**) (**5, 12, 13**) (**7, 24, 25**) (8, 15, 17) (**9, 40, 41**) (**11, 60, 61**)
 (12, 35, 37) (**13, 84, 85**) (**15, 112, 113**) (16, 63, 65) (**17, 144, 145**) (**19, 180, 181**)
 (20, 21, 29) (20, 99, 101) (**21, 220, 221**) (**23, 264, 265**) (24, 143, 145) (**25, 312, 313**)

It should be obvious that if you are searching for PPTs, then the 3 factors in a triple cannot all be even, and in fact no 2 of them can be even. Likewise, the 3 factors cannot all be odd, since the sum of any 2 odd numbers is an even number, which would lead to a contradiction. This leaves us with the only possibility being 1 even number and 2 odd numbers. But the legs cannot both be odd, the hypotenuse must be odd in order to avoid a contradiction (let $a = 2h+1$, $b = 2k+1$, and $c = 2n$). So the legs are either even&odd, or odd&even, and the hypotenuse is always odd.

Those PPTs in bold print are meant to call your attention. These particular 12 PPTs all have terms a which are odd numbers, and they also all have the form $(a, b, b+1)$, b and c are consecutive numbers, $c = b+1$.

It is given that these triples all satisfy the Pythagorean equation, and the terms are obviously relatively prime, since consecutive numbers cannot have any common divisors. But they also satisfy the equivalent equation $b = (a^2 - 1)/2$, and therefore $b+1 = (a^2 + 1)/2$. This means that a^2 (and thus a) must be an odd integer, so that b is then an even integer.

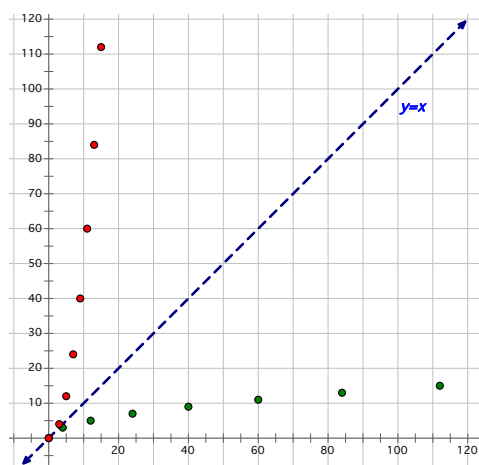
What this means is that if an odd positive integer a is given, then the triple $(a, b, b+1)$ is a PPT, whenever $b = (a^2 - 1)/2$. These PPTs all have the form $(a, (a^2 - 1)/2, (a^2 + 1)/2)$, for a an odd positive integer. This determines a one-to-one correspondence between the odd positive integers a and those PPTs which have the form $(a, b, b+1)$, $b = (a^2 - 1)/2$.

Thus every odd prime number is in at least one PPT.

This is not a new result, it is well known. According to Proclus (410-485 AD), this was known to the Pythagoreans (570-495 BCE), and perhaps before that [1]. However, this does not seem to prevent the result from being 'rediscovered' occasionally.

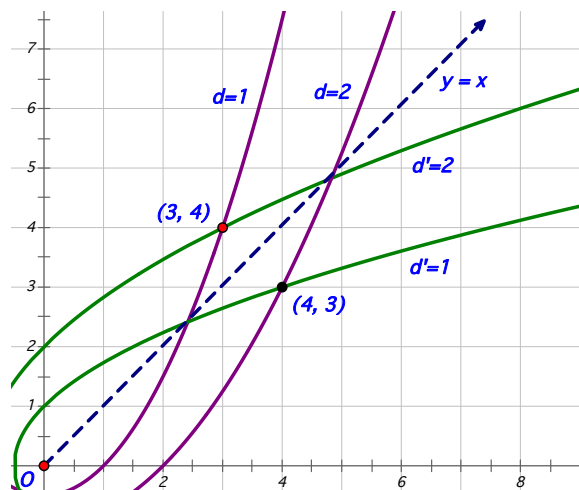
A graph of these PPTs in the xy -plane, using the graphing method above, is obtained by graphing points $(a, (a^2 - 1)/2)$, and reflected points $((a^2 - 1)/2, a)$, for a an odd positive integer.

For example, the odd integer 3 determines the points (3, 4) and (4, 3), and the odd integers 5, ..., 25, determine the points corresponding to the PPTs given in bold in the list above.



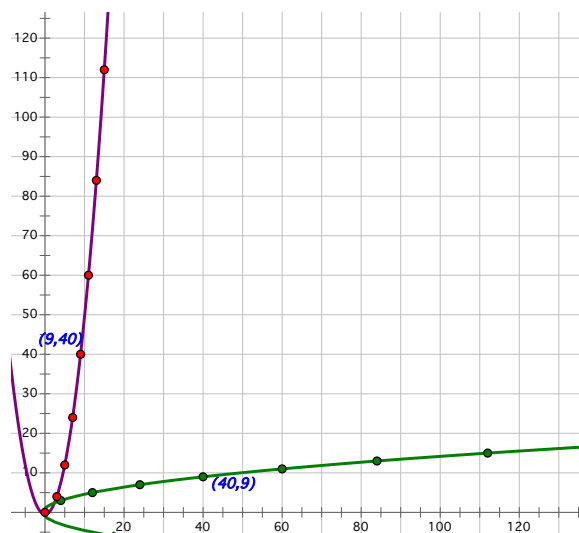
A graph of these points and their reflected points in the xy -plane in the range $0 < a < b < 120$ is given here. It suggests parabolic shaped curves about the positive x and y axes. Indeed the red points have the form $(a, (a^2 - 1)/2)$, so they satisfy the parabola equation $y = (x^2 - 1)/2$. The reflected points have the form $((a^2 - 1)/2, a)$, and they satisfy the reflected parabola equation $x = (y^2 - 1)/2$.

The first parabola opens about the positive y -axis, with focus at the origin O , and vertex $(0, -1/2)$. The second parabola opens about the positive x -axis, has focus at O , and vertex $(-1/2, 0)$, see the figure below.



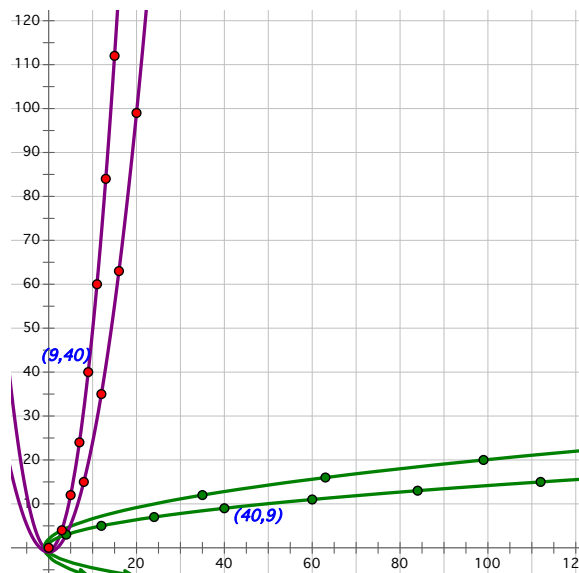
Looking back again at the list of the first 18 PPTs above, notice that several have the form $(a, b, b+2)$. Denote these PPTs by $d = 2$, since the 'difference' $c - b = 2$. Similarly, we will denote the PPTs studied above by $d = 1$.

The set of PPTs which satisfy $d = 2$ also satisfy the equivalent equation $b = (a^2 - 4)/4$. This means that a^2 , and thus a , must be even, and b will be odd. The numbers a, b, c are relatively prime, since the odd terms b, c , are 2 units apart, so they cannot have any common odd prime divisors. Proclus attributes this to Plato (429-347BCE) [1].



From the list of $d = 2$ PPTs above, note that a is even, and $a \equiv 0 \pmod{4}$. But if a is even, and not a multiple of 4, then $a \equiv 2 \pmod{4}$, and the triple is a PT, but not a PPT, so it is not on the list.

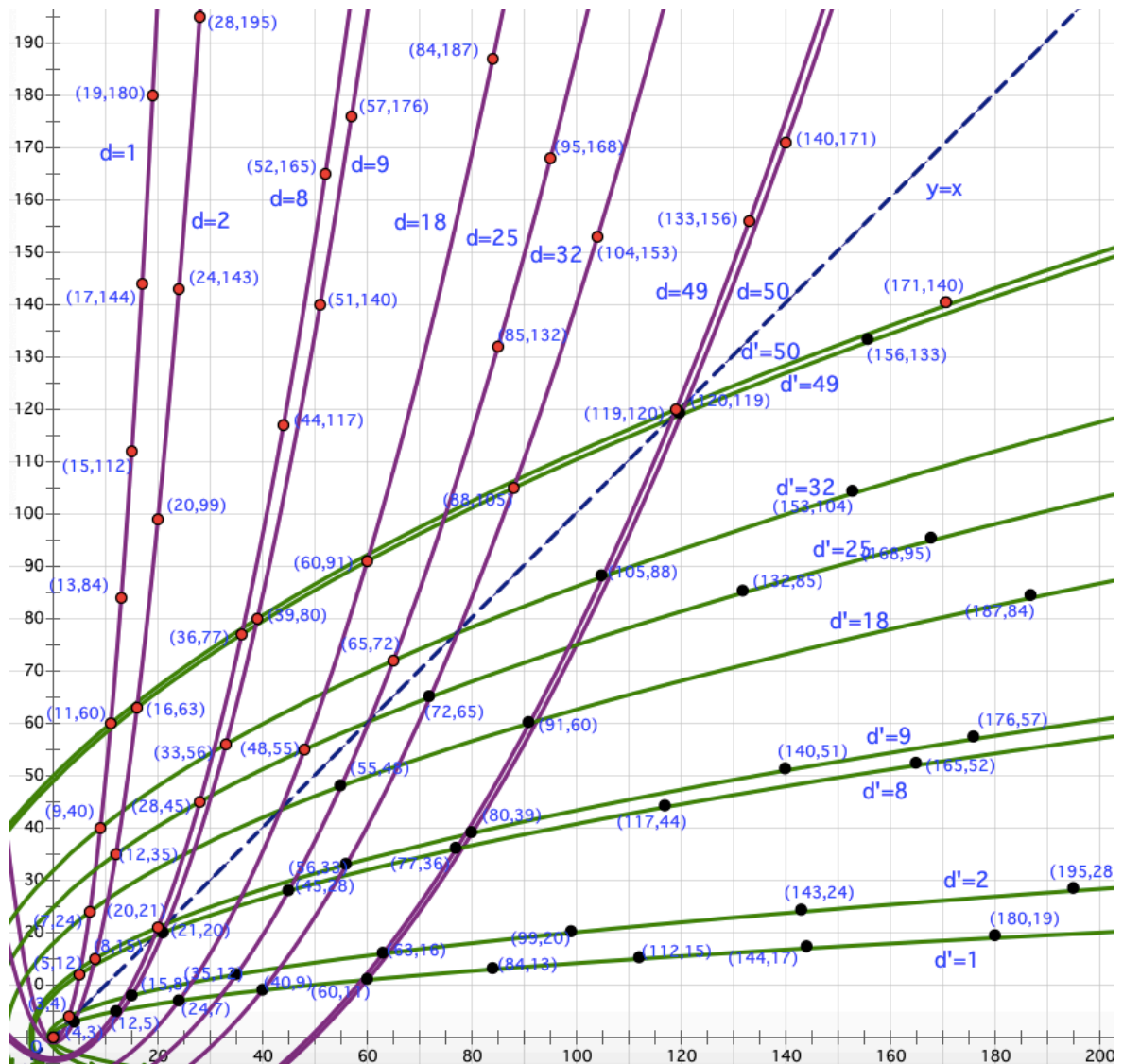
So, if $a \equiv 0 \pmod{4}$, then $a = 4k$, $k > 0$, and $(a, b, b+2) = (4k, 4k^2 - 1, 4k^2 + 1)$, a PPT. But if $a \equiv 2 \pmod{4}$, then $a = 4k + 2$, and $b = 4k^2 + 4k$, so $b+2 = 4k^2 + 4k + 2$. But this PT is not a PPT, as all terms are even. So every other even term a determines a PPT. The curves which are for these $d = 2$ PPTs are the parabolas $y = (x^2 - 4)/4$, and $x = (y^2 - 4)/4$. See the second graph here.



In general, the parabolas for arbitrary values of $d > 0$ are given by the equations $y = (x^2 - d^2)/2d$, and $x = (y^2 - d^2)/2d$, where a and d are either both odd or both even positive integers, and d divides a^2 . All of these parabolas have their focus point at O . However, we find that a lot of the values of d determine PTs, but not PPTs.

The observation that if any 2 numbers in a triple have no common divisors, then the triple is a PPT, is very handy in this study of PTs.

There is another d -value associated with the PPT (a, b, c) , which is determined by the form (b, a, c) , namely $d' = c - a$. The points (a, b) and (b, a) will occur at the intersection of the parabolas for d and d' . For example, the graph below shows the point $(3, 4)$ at the intersection of $d = 1$ and $d' = 2$, and $(4, 3)$ at the intersection of $d' = 1$, and $d = 2$.



Any integer point (s, t) on the parabola $y = (x^2 - d^2)/2d$ for some d value will satisfy $t = (s^2 - d^2)/2d$, and (s, t, u) is a PT for that d value, where $u = t + d = (x^2 + d^2)/2d$.

The value $d = 3$ does not determine any PPTs, for all such PTs have a common value of 3 in their coordinates. The same sort of thing happens for the values $d = 4, 5, 6, 7, 10, 11, 12, 13, 14, 15, 16$, and 17 . The next PPTs occur when $d = 8, 9$, and these have mixed results similar to those for $d = 2$. The sequence of d -values which determine PPTs begins with the numbers $1, 2, 8, 9, 18, 25, 32, 49, 50, \dots$, see [2]. Note that the odd numbers are squares of the consecutive odd positive integers, and the even numbers are 2 times the square of the consecutive positive integers. We call these numbers the *allowable values of d* . This list is in fact the OEIS sequence A096033. A discussion of this sequence may be found at the end of this article.

The graph of some of the representative points and parabolic curves for a few of these allowable d and d' values is shown above.

Comparing this graph with the **Main Graph** it becomes clear where some of the curved patterns are coming from. This is only a very small part of the lower left corner of the **Main Graph**, but the general picture is starting to take shape.

These results are stated in the following Proposition.

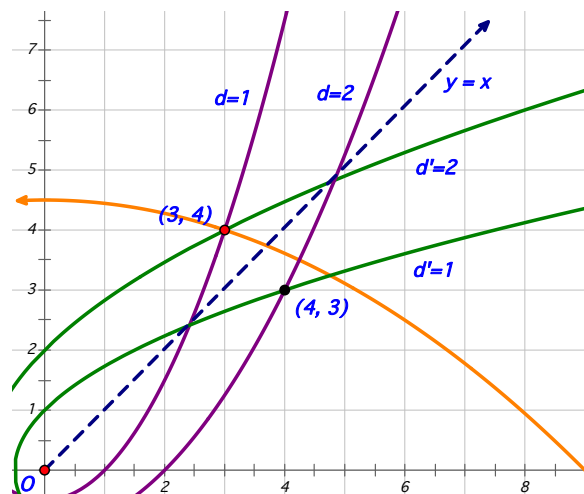
Proposition for Parabolas about Positive x, y -axes with Allowable d Values

If (a, b, c) is a PPT with $a < b < c$, and allowable values d, d' , $d < d'$, then (a, b) is a point at the intersection of the parabolas with equations $y = (x^2 - d^2)/2d$, and $x = (y^2 - d'^2)/2d'$, and (b, a) is a point at the intersection of the reflection of these parabolas, which have equations $x = (y^2 - d^2)/2d$, and $y = (x^2 - d'^2)/2d'$.

On the **Main Graph**, notice that there also appear to be parabolic-like curved patterns which open about the negative x and y -axes. These curves are mentioned in [3]. The equations for these curves are formed in a different manner from those above.

First we consider the parabolic curves which open about the negative y -axis. An example is the parabola $y = -x^2/(2 \cdot 3^2) + 3^2/2$, on the graph shown here in orange. This parabola has vertex $y = 4.5$, and x -intercepts $x = \pm 9$. It also contains the point $(3, 4)$, which is on the $d = 1$ parabola, and also on the $d' = 2$ parabola.

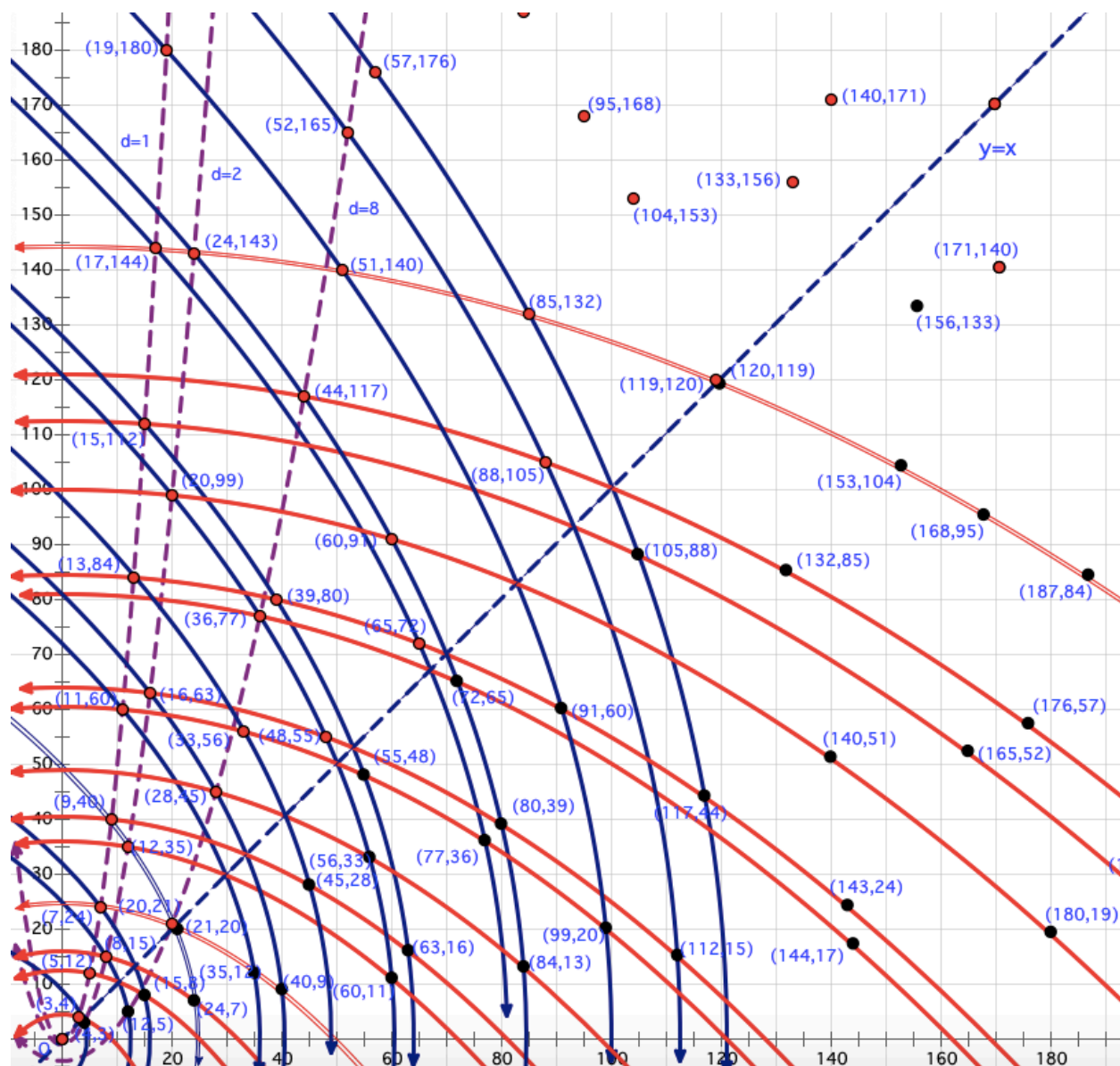
If a is an odd integer, then the parabolic equation is derived as in the following example. The points $(13, 84), (39, 80), (65, 72), (91, 60), (117, 44)$, and $(143, 24)$, appear to be on a parabolic curve which opens about the negative y -axis. The 1st coordinates of these points are all multiples of 13, the LH point $(13, 84)$ is on the parabola $d = 1$, and it's from the triple $(13,$



84, 85). The equation for this new parabola is $y = -x^2/(2 \cdot 13^2) + 13^2/2$. It has vertex $y = 84.5$, and x -intercepts $x = \pm 13^2$.

For another example, consider the points (11, 60), (33, 56), (55, 48), (77, 36), and (99, 20). They also appear to be on a parabola which opens about the negative y -axis. All of the 1st coordinates of these points are multiples of 11, the LH point (11, 60) is on the parabola $d = 1$, and it is from the triple (11, 60, 61). The equation for this parabola is $y = -x^2/(2 \cdot 11^2) + 11^2/2$. The vertex point is $y = 60.5$, and the x -intercepts are $x = \pm 11^2$.

The general form for the equations of these parabolas which open about the negative y -axis, when a is odd, is $y = -x^2/(2 \cdot a^2) + a^2/2$, where a is the value of the x -coordinate of the first LH point (a, b) on the parabola $d = 1$, in the series of points being considered (see the LH red dashed line in the graph below).



Thus every point (a, b) , from a PPT point (a, b, c) , on the $d = 1$ parabola determines a parabola in this set. These curves are shown in orange in the graph two pages above.

By studying the graphs above and below, notice that some sequences of points start with a even. For example, the sequence $(20, 99)$, $(60, 91)$, $(140, 51)$, and $(180, 19)$ appear to form a parabolic curve which opens about the negative y -axis. The 1st coordinates of these points are all multiples of 10. The LH point $(20, 99)$ is on the $d = 2$ parabola, from the triple $(20, 99, 101)$. The equation for the parabola which contains these points is $y = -x^2/(2 \cdot 10)^2 + 10^2$. The vertex point is $y = 10^2$, and the x -intercepts are $x = \pm 2 \cdot 10^2$.

For another example, consider the points $(28, 45)$, $(56, 33)$, and $(84, 13)$. They also appear to be on a parabola which opens about the negative y -axis. The 1st coordinates here are all multiples of 28. The LH point $(28, 45)$ is on the $d = 8$ parabola, and is from the triple $(28, 45, 53)$. The equation for this parabola is $y = -x^2/(2 \cdot 7)^2 + 7^2$. The vertex point is $y = 7^2$, and the x -intercepts are $x = \pm 2 \cdot 7^2$.

These examples give patterns for the equations of the parabolas in the **Main Graph** which open about the negative y -axis. Given a series of points with even 1st coordinates all multiples of, say $2 \cdot n^2$, the general equation of these parabolas is then $y = -x^2/(2 \cdot n)^2 + n^2$, where $n = a/m$, for a the 1st coordinate in the LH point in the series of points; and $m = 2$, if this point is on the $d = 2$ parabola, and $m = 4$, if it's on the $d = 8$ parabola. Thus every point from a PPT on the $d = 2$ and $d = 8$ parabolas (the middle and RH red dashed lines in the graph above) determines a parabola in this set. These new parabolic curves are shown in orange in the graph above.

When these 2 sets of parabolas, for a even or a odd, are reflected about the line $y = x$, we have the corresponding parabolas for the d' -values. These parabolas open about the negative x -axis, and are shown in dark blue in the graph above. Not all of the curves which exist in this range are being shown here.

Proposition for Parabolas about Negative x, y -axes

Let $(a_1, b_1), \dots, (a_k, b_k)$, be a finite sequence of points in the Main Graph such that the first coordinates a_1, \dots, a_k form a regular increasing sequence, and $a_1 | a_i$, for $i = 2, \dots, k$.

i.) If a_1 is odd, then (a_1, b_1) is on the parabola labeled $d = 1$, and the equation of the parabola which contains the points $(a_1, b_1), \dots, (a_k, b_k)$ is then $y = -x^2/(2 \cdot a_1^2) + a_1^2/2$.

ii.) If a_1 is even, then (a_1, b_1) is on the parabola labeled either $d = 2$ or $d = 8$. The equation of the parabola which contains the points $(a_1, b_1), \dots, (a_k, b_k)$, is then $y = -x^2/(4 \cdot (a_1/m)^2) + (a_1/m)^2$, where $m = 2$, when $d = 2$, and $m = 4$, when $d = 8$.

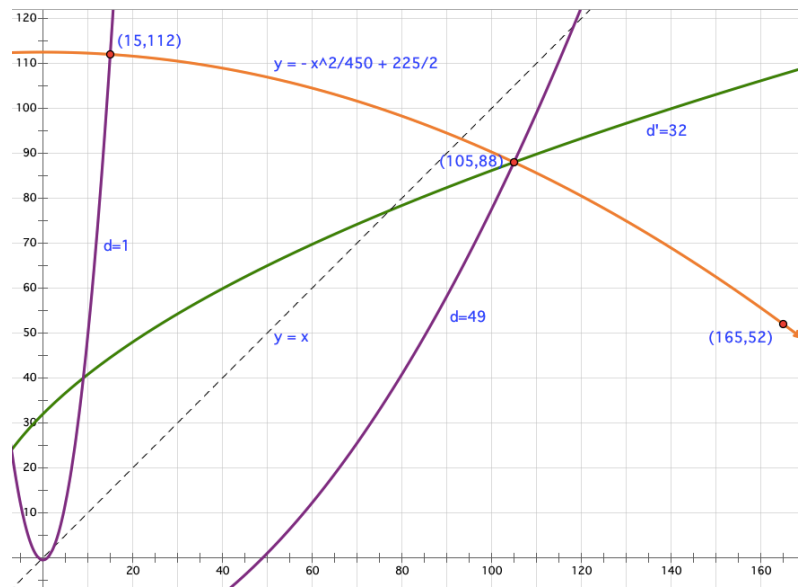
The reflection of these parabolas about the line $y = x$ determines parabolas which open about the negative x -axis. In the case for $d = 1$, the equation of the reflected parabola is $x = -y^2/(2 \cdot a_1^2) + a_1^2/2$, and in the cases for $d = 2$ or 8 , the equation of the reflected parabola is $x = -y^2/(4 \cdot (a_1/m)^2) + (a_1/m)^2$, where $m = 2$, when $d = 2$, and $m = 4$, when $d = 8$.

Every parabola shown which opens about the negative y -axis has a point (a, b) , from a PPT (a, b, c) , on one of the parabolas for $d = 1, 2$, or 8 . This follows from the observation that these parabolas are the closest ones to the y -axis for even or odd values of d . The points on the $d = 9$ parabola, for example, are not usable, as they are covered by the points on the $d = 1$ parabola. Similarly, the points on the $d = 18$ parabola are covered by the points on the $d = 2$ and $d = 8$ parabolas. All of these parabolas have their focus points at the origin O .

Not all parabolas which open down about the negative y -axis can be determined very easily this way by a sequences of points. It is possible however to construct a parabola from a given point on the graph of all PPTs.

Given a point (a, b) on the graph of all PPTs, one parabola which contains (a, b) has equation $y = (x^2 - d^2)/2d$, where $d = c - b$. If a is odd, then either (a, b) is on the $d = 1$ parabola, $y = (x^2 - 1)/2$, and $b = (a^2 - 1)/2$, or (a, b) is on a parabola with $d > 1$, and $b < (a^2 - 1)/2$. Plus, $a = ma_1$, for some odd multiple m of a_1 , a_1 the smallest odd number such that $b < b_1 = (a_1^2 - 1)/2$. So (a_1, b_1) is on the $d = 1$ parabola. Then (a, b) is also on the parabola with equation $y = -x^2/(2 \cdot a_1^2) + a_1^2/2$.

For example, $(105, 88)$ is a point on the graph of all PPTs, with $c = 137$, so $d = 49$, and $d' = 32$. Also, since $(105^2 - 1)/2 > 88$, $(105, 88)$ is not on the $d = 1$ parabola, but it is on the $d = 49$ parabola with equation $y = (x^2 - 49^2)/98$. Since $b_1 = (a_1^2 - 1)/2 > 88$, a_1 as above, solving the inequality for a_1 determines that $a_1 > \sqrt{177} \sim 13.3$, and since $105 = 3 \times 5 \times 7$, we can expect that $(a_1, b_1) = (15, 112)$. This is true, and $(105, 88)$ is also on the parabola with equation $y = -x^2/450 + 225/2$, as can be easily checked.



If (a, b) is on the graph of all PPTs, and a is even ($a = 0 \bmod 4$ or $a = 4 \bmod 8$), then a similar argument applies, where b_1 equals $(a_1^2 - 4)/4$, or $(a_1^2 - 64)/16$, depending on whether $d = 2$ or $d = 8$.

For example, let $(a, b) = (140, 51)$. Then 2 divides 140, but 8 does not, and $51 < (140^2 - 4)/4 = 4899$, so the point is not on the $d = 2$ parabola. Also $c = 149$, so $d = 98$, and the point is on the parabola with equation $y = x^2/196 - 49$. By the FTA, $140 = 2^2 \times 5 \times 7$, and $b_1 > 51$, so $b_1 = (a_1^2 - 4)/4 > 51$ iff $a_1 > \sqrt{208} \sim 14.4$. Let $a_1 = 20$, the smallest


divisor of 140 greater than 14.4, which is also divisible by 4. Thus $b_1 = 99$, $c_1 = 101$, and the point is also on the parabola with equation $y = -x^2/400 + 100$. A similar argument holds if $8|a$.

In addition to all of this, the parabolas for allowable d values which open about the positive y -axis intersect the parabolas which open about the negative y -axis at right angles. This is easily seen by calculating the slopes of the tangent lines to the parabolic curves at the points of intersection.

For example, since the $d = 1$ parabola has equation $y = (x^2-1)/2$, let $(a_1, (a_1^2-1)/2)$ be the point of intersection of this curve with the parabola $y = -x^2/(2 \cdot a_1^2) + a_1^2/2$. Then the slope of the tangent line to the first parabola, at the point $(a_1, (a_1^2-1)/2)$, is $m_1 = a_1$, and the slope of the tangent line to the second parabola at this same point is $m_2 = -1/a_1$. Hence, $m_1 m_2 = -1$, and the parabolas are perpendicular.

Similar arguments apply in the cases for $d = 2, 8$.

Below is the combined graph of the two parabola families above. It can clearly be seen that the orange parabolas are intersecting the red parabolas at right angles.



So, why are the *allowable values of d* those given in OEIS sequence A096033?

We now will investigate this query and give some details to demonstrate why this sequence occurs.

As noted above, the sequence is made up of the squares of the odd positive integers, such as 1, 9, 25, 49, 81, ... , and the even positive integers which are twice the squares of the consecutive positive integers, such as 2, 8, 18, 32, 50, 72, ... , and so on.

First, suppose d is odd, and $d \neq s^2$, s odd. Note that, since $a^2 = c^2 - b^2 = (c - b)(c + b) = d(c + b)$, then $d|a$ for a given associated PT (a, b, c) , with $c - b = d$. Assume a is an odd integer, then by examples we find $a = d \bmod 2d$, for a sufficiently large, so $a = 2dk + d = (2k + 1)d$, k a positive integer. This means $b = (4d^2(k^2 + k) + d^2 - d^2)/2d = 2(k^2 + k)d$, so b is even, and $c = (2(k^2 + k) + 1)d$, an odd integer. But then all coordinates have the common factor d , so (a, b, c) is not a PPT, and d is not on the list of allowable values A096033.

On the other hand, if d is odd, and $d = s^2$, s odd, then for a corresponding PT (a, b, c) , we have $a = s \bmod 2s$, by examples. Thus $a = (2k + 1)s = ms$, an odd integer, where k is a positive integer. Since $a^2 = c^2 - b^2 = (c - b)(c + b)$, assume $m > s$, and let $m^2 = (c + b)$ and $s^2 = (c - b)$. Then $b = (m^2 - s^2)/2$, an even integer, and $c = (m^2 + s^2)/2$, an odd integer. It is claimed that there are no common factors here, since m and s do not divide either $(m^2 - s^2) = (m - s)(m + s)$, an even integer, or $(m^2 + s^2)$, an odd integer which satisfies $m^2 < (m^2 + s^2) < 2m^2$. So (a, b, c) is a PPT, and d is on A096033.

Now suppose d is even, and $d \neq 2s^2$, s a positive integer. Then $d = 2k$, for k a positive integer, and $k \neq s^2$. If (a, b, c) is a corresponding PT, then $a^2 = 4k(b + k)$, so a is even, and $a = 2nd = 4nk$, for $n = (b + k)$. Thus $b = (4n^2 - 1)k$, and $c = (4n^2 + 1)k$. Since all terms share the common factor k , (a, b, c) is not a PPT, and d is not in A096033.

If d is even, and $d = 2s^2$, there are two cases to consider.

First case. Let s be odd, and assume for an associated PT (a, b, c) that $a = 0 \bmod 4s$, as indicated by examples. Then a is even, $a = 4sk$, for k an integer, and assume $k \neq 0 \bmod s$, and $k > s$. So $b = 4k^2 - s^2$, and $c = 4k^2 + s^2$. Now k does not divide b , since $b = (4k^2 - s^2) = (2k - s)(2k + s)$. Similarly, s does not divide b , since s does not divide k . Thus (a, b, c) is a PPT, and d is on the list A096033.

Second case. Let s be even, $s > 4$, then, for an associated PT (a, b, c) , where $a = 0 \bmod 2s$ by examples, we have $a = 2sk$, for k odd. Assume $k > s$, so a is an even integer. Then s does not divide either $b = (k^2 - s^2)$ or $c = (k^2 + s^2)$, since they are both odd. Since $k > s$, and $b = k^2 - s^2 = (k - s)(k + s)$, k does not divide b . Thus (a, b, c) is a PPT, and d is on A096033.

References

- [1] T. Heath, Euclid, The Thirteen Books of the Elements, Vol. 1, *Dover*, 2nd ed., 1956.
- [2] D. Joyce, Primitive Pythagorean Triples, Clark U., March 2010,
<https://mathcs.clarku.edu/~djoyce/numbers/pyth.pdf>
- [3] R. Knott, Pythagorean Right Triangles, Section 4.4.1,
<http://www.maths.surrey.ac.uk/hosted-sites/R.Knott/Pythag/pythag.html#section3.4>
- [4] J. Parks, Mathematica Notebook Archive,
<https://www.notebookarchive.org/ppt-graph-nb--2021-06-6y23baq/>
- [5] _____, Curved Patterns in the Graphs of PPTs, *Proc.*, 26th ATCM, Dec. 2021.
- [6] *Sketchpad v5.10 BETA*.