

Online Optimal State Feedback Control of Linear Systems over Wireless MIMO Fading Channels

Songfu Cai, *Member, IEEE*, Vincent K. N. Lau, *Fellow, IEEE*

Department of Electronic and Computer Engineering
The Hong Kong University of Science and Technology
Clear Water Bay, Kowloon, Hong Kong
Email: {eefcai, eeknau}@ust.hk

arXiv:2104.09247v1 [math.OC] 19 Apr 2021

Abstract—We consider the optimal control of linear systems over wireless MIMO fading channels, where the MIMO wireless fading and random access of the remote controller may cause intermittent controllability or uncontrollability of the closed-loop control system. We formulate the optimal control design over random access MIMO fading channels as an infinite horizon average cost Markov decision process (MDP), and we propose a novel state reduction technique such that the optimality condition is transformed into a time-invariant reduced-state Bellman optimality equation. We provide the closed-form characterizations on the existence and uniqueness of the optimal control solution via analyzing the reduced-state Bellman optimality equation. Specifically, in the case that the closed-loop system is almost surely controllable, we show that the optimal control solution always exists and is unique. In the case that MIMO fading channels and the random access of the remote controller destroy the closed-loop controllability, we propose a novel controllable and uncontrollable positive semidefinite (PSD) cone decomposition induced by the singular value decomposition (SVD) of the MIMO fading channel contaminated control input matrix. Based on the decomposed fine-grained reduced-state Bellman optimality equation, we further propose a closed-form sufficient condition for both the existence and the uniqueness of the optimal control solution. The closed-form sufficient condition reveals the fact that the optimal control action may still exist even if the closed-loop system suffers from intermittent controllability or almost sure uncontrollability. We further propose a novel stochastic approximation (SA)-based online learning algorithm that can learn the optimal control action on the fly based on the plant state observations. We derived a closed-form sufficient condition that guarantees the almost sure convergence of the online learning algorithm to the optimal control solution. The proposed scheme is also compared with various baselines, and we show that significant performance gains can be achieved.

Index Terms—Online learning, optimal control, wireless MIMO fading channels, Markov decision process, uncontrollable linear systems, Lyapunov stability analysis.

I. INTRODUCTION

Optimal control has received considerable attention in both academia and industry in recent years. A wide spectrum of applications of optimal control can be found in areas such as aerospace control, industrial flotation process control, automated vehicle systems, and robotics and manufacturing systems [1]-[3]. A typical closed-loop feedback control system consists of a dynamic plant (with potentially unstable dynamics), a remote controller, and an actuator, as illustrated in Fig. 1. Specifically, the remote controller generates the real-time plant control action based on the instantaneous plant state

observation. The remote controller then transmits the plant control action to the actuator over a wireless communication network. The actuator, which is collocated with the plant, applies its received control signals for plant actuation. The wireless network in-between the remote controller and the actuator will have significant impacts on the closed-loop control performance because it introduces various degradations, such as wireless fading, packet errors and latency [4]-[6]. As a result, it is important to incorporate the impairments in the wireless networks into the optimal control design at the remote controller.

Recently, there have been some works on optimal control over static channels. Specifically, in [7], the authors consider the optimal real-time control of wind turbines. The optimal control action is obtained numerically using dynamic programming by maximizing the wind energy capture. In [8], the authors consider the problem of optimal control with transmission power management. Exploiting the information structure at the controller, the authors show that the linear quadratic regulator (LQR) control law is optimal. In [9], the authors consider optimal control design by iteratively solving the associated Bellman optimality equation. Specifically, under an initial stabilizing control policy, the optimal control action is obtained via policy iteration, whereas the initial stabilizing control policy is obtained by solving a linear matrix inequality (LMI). In [10], the authors propose an adaptive optimal control design using adaptive dynamic programming such that the a priori knowledge of an initial stabilizing control policy is no longer required. In [11], the authors propose a mixed mode value and policy iteration algorithm to obtain the optimal control action, which also avoids the need for an initial stabilizing control. However, in all the aforementioned works [7]-[11], the associated optimal control gain is static due to the consideration of the static communication channel between the remote controller and the actuator. Therefore, these existing approaches cannot achieve optimal control over dynamic wireless fading channels and brute-force applications of the existing methods [7]-[11] may even cause plant instability.

There are also several works considering the optimal control over wireless communication channels. In [12], the authors model the wireless communication channel between the remote controller and the actuator as a point-to-point packet dropping channel with a fixed number of packet drops in a certain time interval. The authors provide closed-form char-

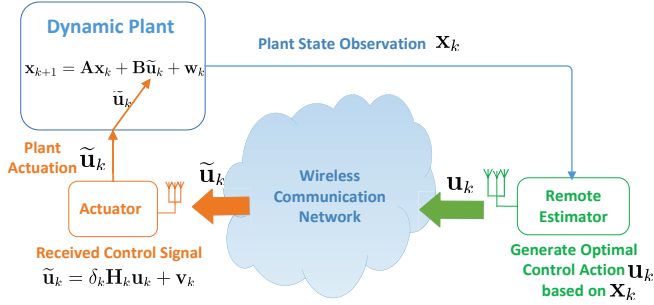


Figure 1. Illustration of a closed-loop state feedback control system, where the remote controller transmits its control action to the actuator over a MIMO wireless communication network.

acterizations on the optimal control action that minimizes a finite-horizon LQR cost. In [13] and [14], the authors consider the finite burst of consecutive packet dropouts, and the optimal control action is obtained using the potential learning approach. In [15], the authors consider the i.i.d. random Bernoulli packet loss channels. By using a separation principle, the authors show that the optimal controller is a standard LQR controller. However, such a packet-dropping channel model in [12]-[15] is an oversimplification of the impairments introduced in practical wireless MIMO fading channels. In [16], the authors model the time varying wireless communication channel between the remote controller and the actuator as a switched linear system (SLS) with a finite number of switching states. However, in practice, the wireless MIMO fading channel is switching in a continuous state space with uncountably many realizations, where the analysis approaches of SLS are thus not applicable. In [17] and [18], the authors consider the optimal control over continuous fading channels but only diagonal fading channels are considered. Moreover, the system is required to be controllable at every timeslot, which is a very restrictive requirement. Unfortunately, the MIMO fading channels are far more complicated than the diagonal fading channels in the sense that MIMO fading channels can destroy the system controllability and the resultant system may not be controllable at every timeslot. The impacts of intermittent uncontrollability on the closed-loop stability and optimal control design have not been considered.

In this paper, we consider the optimal control over MIMO wireless fading channels, where the wireless fading may cause intermittent uncontrollability of the closed-loop control system. We propose a novel online learning algorithm that converges almost surely to the optimal control action. The following summarizes the key contributions of the work.

- **Reduced State Bellman Equation:** We formulate the optimal control design over MIMO fading channels as an infinite horizon average cost Markov decision process (MDP). Due to the dynamic MIMO channel fading, the state space of the stochastic optimal control problem has to be extended to include both the channel state information (CSI) and the plant state information (PSI). As a result, learning the value function of the associated Bellman optimality equation is more challenging due to the expanded state space. To overcome this obstacle,

we propose a novel state reduction technique so that the optimality condition is transformed into a time-invariant *reduced-state Bellman optimality equation*.

- **Existence and Uniqueness of Optimal Control with Intermittent Controllability or Almost Sure Uncontrollability:** We provide closed form characterization of the sufficient condition for the existence and uniqueness of the optimal control solution over wireless MIMO fading channels. We propose a novel controllable and uncontrollable PSD cone decomposition technique. We show that the reduced state Bellman equation has a unique solution if we have *almost sure controllability*. For the cases of *intermittent controllability* and *almost sure uncontrollability*, we provide closed-form sufficient condition for existence and uniqueness of the optimal control solution.
- **Online Learning the Optimal Control Action and the Convergence Analysis:** We propose a novel SA-based online learning algorithm that can learn the optimal control action \mathbf{u}_k on the fly based on the plant state observations \mathbf{x}_k . The convergence of the proposed SA-based online learning algorithm is characterized via analyzing the associated limiting ordinary differential equation (ODE), where the MIMO fading channel states and the kernel of the value function are tightly coupled together in a highly nonlinear manner. To address this challenge, we introduce a virtual fixed-point process, for which the state trajectory is arbitrarily close to the trajectory of the limiting ODE. By analyzing the fixed-point operator associated with the virtual fixed-point process, we derive a closed-form sufficient condition for the convergence of the limiting ODE, which in turn renders the almost sure convergence of the online learning algorithm to the optimal control solution.

Notation: Uppercase and lowercase boldface denote matrices and vectors, respectively. The operator $(\cdot)^T$, $(\cdot)^\dagger$, $(\cdot)^H$, $[\cdot]$, $\text{Tr}(\cdot)$, and $\text{Re}\{\cdot\}$ is the transpose, element-wise conjugate, conjugate transpose, floor function, trace, and real part, respectively. $\mathbf{0}_{m \times n}$ denotes $m \times n$ dimensional matrices with all the elements being zero. $\|\mathbf{A}\|$ denotes the spectrum norm of matrix \mathbf{A} . $\rho(\mathbf{A})$ denote the spectral radius of matrix \mathbf{A} . $\|\mathbf{a}\|$ denotes the l_2 norm of vector \mathbf{a} . $\|\mathbf{f}\|$ denotes the operator norm of the operator $\mathbf{f}(\cdot)$. $(\mathbf{a})_i$ denotes the i -th entry of vector \mathbf{a} . \mathbf{A}_{ij} denotes the element in the i -th row and j -th column of matrix \mathbf{A} . $(\mathbf{A})_i$ denotes the i -th order leading principal submatrix of \mathbf{A} . $(\mathbf{A})_{i;j:l:m}$ denotes the $(j-i+1) \times (m-l+1)$ dimensional block submatrix of \mathbf{A} with the first element being \mathbf{A}_{ij} . \mathbb{S}_+^S denotes the set of $S \times S$ dimensional positive definite matrices. \mathbb{S}^S denotes the set of $S \times S$ dimensional positive semidefinite matrices. $\mathbb{R}^{m \times n}$ ($\mathbb{C}^{m \times n}$) represents the set of $m \times n$ dimensional real (complex) matrices.

II. SYSTEM MODEL

In this section, we introduce the architecture and key components of the closed-loop feedback control system and formulate the optimal control problem.

A. Dynamic Plant Model

A typical closed-loop feedback control system is a geographically distributed system, wherein a potentially unstable dynamic plant, an actuator, and a remote controller are connected through a wireless communication network, as illustrated in Fig. 1. The dynamic plant is modeled as a linear dynamic system, which is described by a set of first order coupled linear difference equations representing the evolution of the state variables. The dynamic evolution of the plant state \mathbf{x}_k is summarized below.

Assumption 1: (Dynamic Plant Model) The plant state \mathbf{x}_k follows the dynamic evolution of $\mathbf{x}_{k+1} = \mathbf{A}\mathbf{x}_k + \mathbf{B}\tilde{\mathbf{u}}_k + \mathbf{w}_k$, $k \geq 0$, where $\mathbf{x}_k \in \mathbb{R}^{S \times 1}$ is the plant state process, S is the plant state dimension, \mathbf{x}_0 is the initial state vector, $\tilde{\mathbf{u}}_k \in \mathbb{R}^{N_r \times 1}$ is the actuation control input signal, $\mathbf{A} \in \mathbb{R}^{K \times K}$, $\mathbf{B} \in \mathbb{R}^{S \times N_r}$, and $\mathbf{w}_k \in \mathbb{R}^{S \times 1}$ is the plant noise with zero mean and finite covariance matrix \mathbf{W}^1 . The plant state transition matrix \mathbf{A} contains possibly unstable eigenvalues.

B. Wireless Communication Model

We model the wireless communication channel between the multi-antenna remote controller and the actuator as a wireless MIMO fading channel. Using multiple-antenna techniques, the N_t -antenna controller transmits its control action \mathbf{u}_k to the N_r -antenna actuator through spatial multiplexing. At the k -th time slot, the received control signal $\tilde{\mathbf{u}}_k \in \mathbb{R}^{N_r \times 1}$ at the actuator is given by

$$\tilde{\mathbf{u}}_k = \delta_k \mathbf{H}_k \mathbf{u}_k + \mathbf{v}_k, \quad (1)$$

where $\mathbf{H}_k \in \mathbb{R}^{N_r \times N_t}$ is the MIMO channel fading matrix, $\delta_k \in \{0, 1\}$ is the *random access variable* indicating whether the remote controller is active to transmit its control action $\mathbf{u}_k \in \mathbb{R}^{N_t \times 1}$ or not, and $\mathbf{v}_k \sim \mathcal{N}(0, \mathbf{I}_{N_r})$ is the additive Gaussian channel noise. We have the following assumption on \mathbf{H}_k .

Assumption 2: (MIMO Wireless Fading Channel Model) The random MIMO channel realization \mathbf{H}_k remains constant within each time slot and is i.i.d. over slots. Each element of \mathbf{H}_k is i.i.d. Gaussian distributed with zero mean and unit variance.

C. Optimal Control Formulation

The optimal state feedback control for a linear time-invariant (LTI) system has been widely studied in existing literature [19]-[23]. Specifically, a control policy π consists of a sequence of mappings $\pi = \{\Omega^0, \Omega^1, \dots\}$. The mapping $\Omega^k : \mathbb{R}^{S \times 1} \rightarrow \mathbb{R}^{N_t \times 1}$ at the k -th timeslot is a mapping from the plant state \mathbf{x}_k to the control action \mathbf{u}_k , i.e., $\mathbf{u}_k = \Omega^k(\mathbf{x}_k)$. In a noiseless plant case, the optimal control is formulated as an infinite horizon LQR total cost minimization problem [19] and [20]:

$$\begin{aligned} \min_{\pi} \quad & \mathcal{J}^\pi = \sum_{k=0}^{\infty} r(\mathbf{x}_k, \mathbf{u}_k), \\ \text{s.t.} \quad & \mathbf{x}_{k+1} = \mathbf{A}\mathbf{x}_k + \mathbf{B}\mathbf{u}_k, \end{aligned} \quad (2)$$

where $r(\mathbf{x}_k, \mathbf{u}_k) = \mathbf{x}_k^T \mathbf{Q} \mathbf{x}_k + \mathbf{u}_k^T \mathbf{R} \mathbf{u}_k$ is the per-stage cost reflecting the quadratic cost of state $\mathbf{x}_k^T \mathbf{Q} \mathbf{x}_k$ and the control cost $\mathbf{u}_k^T \mathbf{R} \mathbf{u}_k$, and $\mathbf{Q} \in \mathbb{S}_+^S$ and $\mathbf{R} \in \mathbb{S}_+^{N_r}$ are the weighting matrices.

On the other hand, in a noisy plant system case, the infinite sum $\sum_{k=0}^{\infty} r(\mathbf{x}_k, \mathbf{u}_k)$ becomes unbounded and is not well-defined. As a result, the infinite horizon ergodic control formulation [21]-[23] has to be adopted. In this case, the optimal control problem is formulated as an ergodic cost minimization problem [21]-[23]:

$$\begin{aligned} \min_{\pi} \quad & \mathcal{J}^\pi = \limsup_{K \rightarrow \infty} \frac{1}{K} \sum_{k=0}^K \mathbb{E}[r(\mathbf{x}_k, \mathbf{u}_k)] \\ \text{s.t.} \quad & \mathbf{x}_{k+1} = \mathbf{A}\mathbf{x}_k + \mathbf{B}\mathbf{u}_k + \mathbf{w}_k. \end{aligned} \quad (3)$$

Note that in the above standard formulations (2) and (3), the system dynamics are required to be linear and time-invariant. However, when the random access of the remote controller δ_k and the MIMO fading channel \mathbf{H}_k are considered, the equivalent plant state dynamics are given by

$$\mathbf{x}_{k+1} = \mathbf{A}\mathbf{x}_k + \delta_k \mathbf{B} \mathbf{H}_k \mathbf{u}_k + \mathbf{B}\mathbf{v}_k + \mathbf{w}_k, \quad (4)$$

which is linear but time varying due to the controller random access process $\{\delta_k, k \geq 0\}$ and the random MIMO channel fading process $\{\mathbf{H}_k, k \geq 0\}$. As a result, the existing formulations cannot be directly applied to our case.

In order to formulate stochastic optimal control for the linear and time varying (LTV) system, we first extend the system state from $\mathbf{x}_k \in \mathbb{R}^{S \times 1}$ to $\mathbf{S}_k = (\mathbf{x}_k, \mathbf{H}_k, \delta_k) \in \mathbb{R}^{S \times 1} \times \mathbb{R}^{N_r \times N_t} \times \{0, 1\}$, where the extended state \mathbf{S}_k incorporates the PSI \mathbf{x}_k , the CSI \mathbf{H}_k , and the controller random access state δ_k . In this case, the control policy π is a sequence of mappings $\pi = \{\Omega^0, \Omega^1, \dots\}$, where the mapping $\Omega^k : \mathbb{R}^{S \times 1} \times \mathbb{R}^{N_r \times N_t} \times \{0, 1\} \rightarrow \mathbb{R}^{N_t \times 1}$ at the k -th timeslot is a mapping from the extended state $\mathbf{S}_k = (\mathbf{x}_k, \mathbf{H}_k, \delta_k)$ to the control action \mathbf{u}_k , i.e., $\mathbf{u}_k = \Omega^k(\mathbf{S}_k)$. This physically means that the control action should be adaptive to the realizations of the plant state \mathbf{x}_k (reflecting the urgency of the control), the channel state \mathbf{H}_k (revealing the transmission opportunities in the wireless MIMO channel), and the random access of the controller δ_k (indicating transmission urgency). Furthermore, the per-stage cost will need to include the state cost $\mathbf{x}_k^T \mathbf{Q} \mathbf{x}_k$, the control cost $\mathbb{E}[\tilde{\mathbf{u}}_k^T \mathbf{M} \tilde{\mathbf{u}}_k | \mathbf{S}_k]$, $\mathbf{M} \in \mathbb{S}_+^{N_r}$, and the transmission cost $\mathbf{u}_k^T \mathbf{R} \mathbf{u}_k$, and is given by

$$r(\mathbf{S}_k, \mathbf{u}_k) = \mathbf{x}_k^T \mathbf{Q} \mathbf{x}_k + \mathbf{u}_k^T \mathbf{R} \mathbf{u}_k + \mathbb{E}[\tilde{\mathbf{u}}_k^T \mathbf{M} \tilde{\mathbf{u}}_k | \mathbf{S}_k]. \quad (5)$$

In addition, the extended state sequence $\{\mathbf{S}_k\}$ is a controlled Markov process with the transition kernel given by

$$\begin{aligned} \Pr[\mathbf{S}_{k+1} | \mathbf{S}_k, \mathbf{u}_k] &= \Pr[\mathbf{H}_{k+1} | \mathbf{S}_k, \mathbf{u}_k] \cdot \Pr[\mathbf{x}_{k+1} | \mathbf{S}_k, \mathbf{u}_k] \\ &= \Pr[\mathbf{H}_{k+1} | \mathbf{S}_k, \mathbf{u}_k] \Pr[\mathbf{x}_{k+1} | \mathbf{x}_k, \mathbf{u}_k]. \end{aligned} \quad (6)$$

Therefore, the optimal control over the wireless MIMO fading channels can be formulated as an infinite horizon ergodic control problem w.r.t. the extended state \mathbf{S}_k , which is summarized in the following Problem 1.

¹There exist a bounded constant W such that $\mathbf{W} \leq W\mathbf{I}$.

Problem 1: (Optimal State Feedback Control Problem over Wireless MIMO Fading Channels)

$$\begin{aligned} \min_{\pi} \quad & \mathcal{J}^{\pi} = \limsup_{K \rightarrow \infty} \frac{1}{K} \sum_{k=0}^K \mathbb{E} [r(\mathbf{S}_k, \mathbf{u}_k)] \\ \text{s.t.} \quad & \mathbf{x}_{k+1} = \mathbf{A}\mathbf{x}_k + \delta_k \mathbf{B}\mathbf{H}_k \mathbf{u}_k + \mathbf{B}\mathbf{v}_k + \mathbf{w}_k. \end{aligned} \quad (7)$$

III. OPTIMALITY CONDITION

In this section, we first introduce the reduced state Bellman optimality equation, which serves as an optimality condition for solving Problem 1. Based on the reduced state Bellman optimality equation, we further provide a sufficient condition for the existence and uniqueness of the optimal control action.

A. Reduced State Bellman Optimality Equation

Since the optimal state feedback control Problem 1 is an infinite horizon ergodic control problem, the optimality condition is given by the standard *Bellman equation* [24], which is summarized below.

Theorem 1: (Standard Optimality Condition for Problem 1) If there exists a pair of $(\theta, V(\mathbf{S}_k))$ that solves the following *Bellman optimality equation*:

$$\begin{aligned} \theta + V(\mathbf{S}_k) = \min_{\mathbf{u}_k} & \left[r(\mathbf{S}_k, \mathbf{u}_k) \right. \\ & \left. + \sum_{\mathbf{S}_{k+1}} \Pr[\mathbf{S}_{k+1} | \mathbf{S}_k, \mathbf{u}_k] V(\mathbf{S}_{k+1}) \right], \forall \mathbf{S}_k, \end{aligned} \quad (8)$$

then:

- For all initial extended states \mathbf{S}_0 , $\theta = \min_{\mathbf{u}_k} \limsup_{K \rightarrow \infty} \frac{1}{K} \sum_{k=0}^K \mathbb{E} [r(\mathbf{S}_k, \mathbf{u}_k)]$ is the optimal average cost for Problem 1, which is independent of any extended states \mathbf{S}_0 .
- $V(\mathbf{S}_k)$ is the optimal value function for the extended state \mathbf{S}_k .
- The optimal control policy for Problem 1 is given by \mathbf{u}_k^* , which attains the minimum of the R.H.S. of (8).

Proof: Please see Appendix A. ■

There are various standard techniques such as value iteration [25] and [26] or Q-learning [27]-[29] that can be used to solve the *Bellman optimality equation* (8). However, there are two challenges to solve. Firstly, there is a curse of dimensionality in the extended state space $\{\mathbf{S}_k\}$. Specifically, the total dimension of the extended state \mathbf{S}_k is $(1 + S + N_r \cdot N_t)$, which can be huge when the number of receive antennas at the actuator N_r and the number of transmit antennas at the remote controller N_t are large. As a result, if we brute-force applying the standard value iteration to learn the value function $V(\mathbf{S}_k)$ [25] and [26], the domain of the value function contains $(1 + S + N_r \cdot N_t)$ variables, which is huge and it will take a very long time for the learning to converge. On the other hand, if we adopt the standard Q-learning approach [27]-[29], the domain of the Q-function to be learned has $(1 + S + N_r \cdot N_t + N_t)^2$ dimensions, which is also prohibitively large. Secondly, the extended state space $\{\mathbf{S}_k\}$ has an infinite state space size. Specifically, in standard

Q-learning[27]-[29], the size of the state space is finite and a lookup table is used to store the Q-value for the state-action pairs. However, for the extended state $\mathbf{S}_k = (\mathbf{x}_k, \mathbf{H}_k, \delta_k)$, the wireless MIMO fading channel \mathbf{H}_k switches in a continuous state space with *uncountably many realizations*. As a result, the size of the extended state space $\{\mathbf{S}_k\}$ is *uncountably infinite*, which makes the associated learning of the Q-function far more complicated.

As a result, instead of directly working on the standard *Bellman optimality equation* (8), we derive a *reduced-state Bellman equation* from (8) using the i.i.d. property of the channel state \mathbf{H}_k and the controller random access state δ_k .

Theorem 2: (Reduced-State Bellman Optimality Equation) If there exists a pair of $(\tilde{\theta}, \tilde{V}(\mathbf{x}_k))$ that solves the following *reduced-state Bellman optimality equation*:

$$\begin{aligned} \tilde{\theta} + \tilde{V}(\mathbf{x}_k) = & \\ \mathbb{E}_{\{\mathbf{H}_k, \delta_k\}} & \left[\min_{\mathbf{u}_k} \left[r(\mathbf{S}_k, \mathbf{u}_k) + \mathbb{E}[V(\mathbf{S}_{k+1}) | \mathbf{S}_k, \mathbf{u}_k] \right] \right], \forall \mathbf{x}_k, \end{aligned} \quad (9)$$

then:

- $\tilde{\theta} = \theta = \min_{\mathbf{u}_k} \limsup_{K \rightarrow \infty} \frac{1}{K} \sum_{k=0}^K \mathbb{E} [r(\mathbf{S}_k, \mathbf{u}_k)]$ is the optimal average cost for Problem 1.
- $\tilde{V}(\mathbf{x}_k) = \mathbb{E}[V(\mathbf{S}_k) | \mathbf{x}_k]$ is the optimal *reduced state value function*.
- The optimal control policy for Problem 1 is given by \mathbf{u}_k^* , which attains the minimum of the R.H.S. of (9).

Proof: Please see Appendix A. ■

Compared with the standard *Bellman optimality equation* (8), the *reduced state Bellman optimality equation* (9) involves a *reduced state value function* $\tilde{V}(\mathbf{x}_k)$, which is a function of the PSI \mathbf{x}_k only. The number of variables in the domain of $\tilde{V}(\mathbf{x}_k)$ is reduced to S . As such, learning the reduced state value function $\tilde{V}(\mathbf{x}_k)$ is much easier than the original value function $V(\mathbf{S}_k)$. In the next sections, we shall exploit the specific structure of the *reduced state Bellman optimality equation* (9) and characterize the existence and uniqueness of both the optimal reduced state value function $\tilde{V}(\mathbf{x}_k)$ and the optimal control action \mathbf{u}_k^* .

B. Structural Properties of the Reduced State Value Function and Control Action

The structural properties of the solution to the *reduced state Bellman optimality equation* (9) are important because they can provide potential opportunities to simplify (9) and to develop the online learning algorithm for reduced state value function $\tilde{V}(\mathbf{x}_k)$ and the optimal control action \mathbf{u}_k^* . We summarize the main result in the following theorem.

Theorem 3: (Structural Properties of the Solution to the Reduced-State Bellman Optimality Equation) If there exists a pair of $(\tilde{\theta}, \tilde{V}(\mathbf{x}_k))$ that solves the *reduced state Bellman optimality equation* (9), then:

- $\tilde{V}(\mathbf{x}_k)$ is the optimal *reduced state value function*. Moreover, $\tilde{V}(\mathbf{x}_k)$ is quadratic w.r.t. the plant state \mathbf{x}_k and is in the form of

$$\tilde{V}(\mathbf{x}_k) = \mathbf{x}_k^T \mathbf{P} \mathbf{x}_k, \quad (10)$$

where $\mathbf{P} \in \mathbb{S}_+^S$ is a constant positive definite matrix.

- $\tilde{\theta}$ is the optimal average cost and is in the form of $\tilde{\theta} = \text{Tr}(\mathbf{M} + \mathbf{P}\mathbf{W} + \mathbf{B}^T\mathbf{P}\mathbf{B})$.
- The optimal control action $\mathbf{u}_k^* = (\Omega^k)^*(\mathbf{S}_k)$ for a given state realization \mathbf{S}_k is a linear state feedback control law

$$\mathbf{u}_k^* = (\Omega^k)^*(\mathbf{S}_k) = -(\delta_k \mathbf{H}_k^T \mathbf{B}^T \mathbf{P} \mathbf{B} \mathbf{H}_k + \delta_k \mathbf{H}_k^T \mathbf{M} \mathbf{H}_k + \mathbf{R})^{-1} \mathbf{H}_k^T \mathbf{B}^T \mathbf{P} \mathbf{A} \mathbf{x}_k. \quad (11)$$

Proof: Please see Appendix C. ■

Based on the structural properties of the *reduced state value function* $\tilde{V}(\mathbf{x}_k)$, the optimal average cost $\tilde{\theta}$, and the optimal control policy $(\Omega^k)^*$ (11) in Theorem 3, it follows that the existence and uniqueness of $\tilde{V}(\mathbf{x}_k)$, $\tilde{\theta}$ and $(\Omega^k)^*$ is equivalent to the existence and uniqueness of the kernel \mathbf{P} of the *reduced state value function* $\tilde{V}(\mathbf{x}_k)$. Moreover, substituting the structural forms of $\tilde{V}(\mathbf{x}_k)$, $\tilde{\theta}$ and $(\Omega^k)^*$ in Theorem 3 into (9), it follows that the *reduced state Bellman optimality equation* (9) can be further simplified as:

$$\mathbf{x}_k^T \mathbf{P} \mathbf{x}_k = \mathbf{x}_k^T (\mathbf{A}^T \mathbf{P} \mathbf{A} - \mathbb{E}[\delta_k \mathbf{A}^T \mathbf{P} \mathbf{B} \mathbf{H}_k (\delta_k \mathbf{H}_k^T \mathbf{B}^T \mathbf{P} \mathbf{B} \mathbf{H}_k + \delta_k \mathbf{H}_k^T \mathbf{M} \mathbf{H}_k + \mathbf{R})^{-1} \mathbf{H}_k^T \mathbf{B}^T \mathbf{P} \mathbf{A}] + \mathbf{Q}) \mathbf{x}_k, \forall \mathbf{x}_k. \quad (12)$$

Since equation (12) must be satisfied for all \mathbf{x}_k , we have the following lemma on the existence and the uniqueness of $\tilde{V}(\mathbf{x}_k)$, θ and \mathbf{u}_k^* .

Lemma 1: (Existence and Uniqueness of $\tilde{V}(\mathbf{x}_k)$, $\tilde{\theta}$ and \mathbf{u}_k^)* If there exists a unique $\mathbf{P} \in \mathbb{S}_+^S$ such that the following nonlinear matrix equation (NME) is satisfied:

$$\mathbf{P} = \mathbf{A}^T \mathbf{P} \mathbf{A} - \mathbb{E}[\delta_k \mathbf{A}^T \mathbf{P} \mathbf{B} \mathbf{H}_k (\delta_k \mathbf{H}_k^T \mathbf{B}^T \mathbf{P} \mathbf{B} \mathbf{H}_k + \delta_k \mathbf{H}_k^T \mathbf{M} \mathbf{H}_k + \mathbf{R})^{-1} \mathbf{H}_k^T \mathbf{B}^T \mathbf{P} \mathbf{A}] + \mathbf{Q}, \quad (13)$$

then the solution pair of $(\tilde{\theta}, \tilde{V}(\mathbf{x}_k))$ that solves the *reduced state Bellman optimality equation* (9) and the associated optimal control action \mathbf{u}_k^* exists and is unique.

Proof: Please see Appendix C. ■

As a result, we shall focus on the NME (13), and analyze the existence and uniqueness of \mathbf{P} that satisfies (13).

C. Sufficient Condition for Existence and Uniqueness of Optimal Control Action

Note that in a special case of LTI systems, where the communication channel between the remote controller and the actuator is static with $\mathbf{H}_k = \mathbf{I}$ and $\delta_k = 1$, the NME (13) is reduced to the following standard *discrete-time algebraic Riccati equation* (DARE):

$$\mathbf{P} = \mathbf{A}^T \mathbf{P} \mathbf{A} - \mathbf{A}^T \mathbf{P} \mathbf{B} (\mathbf{B}^T \mathbf{P} \mathbf{B} + \mathbf{M} + \mathbf{R})^{-1} \mathbf{B}^T \mathbf{P} \mathbf{A} + \mathbf{Q}. \quad (14)$$

It is well studied in existing literature [30] and [31], that if the LTI system is controllable, i.e., the pair (\mathbf{A}, \mathbf{B}) is controllable, then there exist a unique \mathbf{P} that satisfies the DARE (14). Moreover, the associated optimal control action that solves the *reduced state Bellman optimality equation* (9) is the certainty equivalent controller $\mathbf{u}_k^* = -(\mathbf{B}^T \mathbf{P} \mathbf{B} + \mathbf{M} + \mathbf{R})^{-1} \mathbf{B}^T \mathbf{P} \mathbf{A} \mathbf{x}_k$ [31].

However, in the presence of random access of the controller δ_k and random MIMO fading channel \mathbf{H}_k , the controllability of the closed-loop control system may not be preserved even if the pair (\mathbf{A}, \mathbf{B}) is controllable. As a result, it is important to characterize the impacts of general random MIMO fading channels and random access of the controller on the controllability of the closed-loop system. This is formally summarized in the following Lemma.

Lemma 2: (Impacts of MIMO Fading Channel and Random Access on Closed-loop Controllability) Let the the singular value decomposition (SVD) of $\mathbf{B}\mathbf{B}^T$ be $\mathbf{B}\mathbf{B}^T = \mathbf{U}^T \mathbf{\Xi} \mathbf{U}$ with the diagonal elements of $\mathbf{\Xi}$ in descending order, where $\mathbf{U} \in \mathbb{R}^{S \times S}$ is a unitary matrix. Denote $\text{rank}(\mathbf{B}) = \eta_B$. Let the similarity transformation of \mathbf{A} w.r.t. \mathbf{U} be $\tilde{\mathbf{A}} = \mathbf{U}^T \mathbf{A} \mathbf{U}$. Denote the block-wise representation of $\tilde{\mathbf{A}}$ as $\tilde{\mathbf{A}} = \begin{bmatrix} \tilde{\mathbf{A}}_{11} & \tilde{\mathbf{A}}_{12} \\ \tilde{\mathbf{A}}_{21} & \tilde{\mathbf{A}}_{22} \end{bmatrix}$, where $\tilde{\mathbf{A}}_{11} \in \mathbb{R}^{\eta_B \times \eta_B}$ is the η_B -th order leading principal submatrix of matrix $\tilde{\mathbf{A}}$, $\tilde{\mathbf{A}}_{12} \in \mathbb{R}^{\eta_B \times (S - \eta_B)}$, $\tilde{\mathbf{A}}_{21} \in \mathbb{R}^{(S - \eta_B) \times \eta_B}$, and $\tilde{\mathbf{A}}_{22} \in \mathbb{R}^{(S - \eta_B) \times (S - \eta_B)}$ are constant matrices. Assume the pair (\mathbf{A}, \mathbf{B}) is controllable, the impacts of \mathbf{H}_k and δ_k on the controllability of $(\mathbf{A}, \delta_k \mathbf{B} \mathbf{H}_k)$ are given by:

- (a) *Almost Sure Controllability:* If one of the following three conditions (a.1), (a.2) and (a.3) is satisfied, then the closed-loop system is almost surely controllable, i.e., $(\mathbf{A}, \delta_k \mathbf{B} \mathbf{H}_k)$ is controllable w.p.1. for any timeslot k .
 - (a.1) $N_t \geq S$ and $\Pr(\delta_k = 1) = 1, \forall k \geq 0$;
 - (a.2) $\eta_B \leq N_t < S$, $\Pr(\delta_k = 1) = 1, \forall k \geq 0$, and the pair $(\tilde{\mathbf{A}}_{22}, \tilde{\mathbf{A}}_{12}^T)$ is controllable.
 - (a.3) $N_t < \eta_B$, $\Pr(\delta_k = 1) = 1, \forall k \geq 0$, and $\text{Rank}(\tilde{\mathbf{A}} - \lambda \mathbf{I}) > (S - \eta_B + N_t), \forall \lambda \in \mathbb{C}$.
- (b) *Intermittent Controllability:* If one of the following three conditions (b.1), (b.2) and (b.3) is satisfied, then the closed-loop system is intermittent controllable, i.e., $(\mathbf{A}, \delta_k \mathbf{B} \mathbf{H}_k)$ is almost surely controllable at the timeslot k when $\delta_k = 1$, and $(\mathbf{A}, \delta_k \mathbf{B} \mathbf{H}_k)$ is uncontrollable at the timeslot k when $\delta_k = 0$.
 - (b.1) $N_t \geq S$ and $0 < \Pr(\delta_k = 1) < 1, \forall k \geq 0$;
 - (b.2) $\eta_B \leq N_t < S$, $0 < \Pr(\delta_k = 1) < 1, \forall k \geq 0$, and the pair $(\tilde{\mathbf{A}}_{22}, \tilde{\mathbf{A}}_{12}^T)$ is controllable.
 - (b.3) $N_t < \eta_B$, $0 < \Pr(\delta_k = 1) < 1, \forall k \geq 0$, and $\text{Rank}(\tilde{\mathbf{A}} - \lambda \mathbf{I}) > (S - \eta_B + N_t), \forall \lambda \in \mathbb{C}$.
- (c) *Almost Sure Uncontrollability:* If either of the following two conditions (c.1) or (c.2) is satisfied, then the closed-loop system is almost surely uncontrollable, i.e., $(\mathbf{A}, \delta_k \mathbf{B} \mathbf{H}_k)$ is uncontrollable w.p.1. at any timeslot k .
 - (c.1) $\eta_B \leq N_t < S$ and the pair $(\tilde{\mathbf{A}}_{22}, \tilde{\mathbf{A}}_{12}^T)$ is uncontrollable.
 - (c.2) $N_t < \eta_B$ and $\exists \lambda \in \mathbb{C}$ such that $\text{Rank}(\tilde{\mathbf{A}} - \lambda \mathbf{I}) \leq (S - \eta_B + N_t)$.

Proof: Please see Appendix D. ■

The boundaries that distinguish almost sure controllability, intermittent controllability and almost sure uncontrollability are visualized in the following Fig. 2.

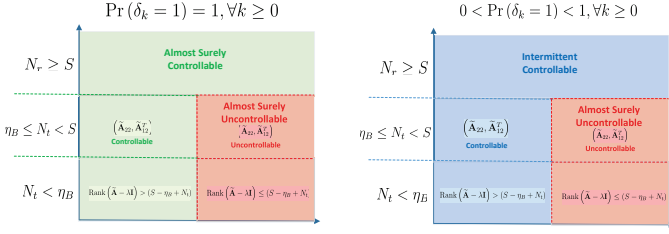


Figure 2. Illustration of the regions of almost sure controllability, intermittent controllability and almost sure uncontrollability.

Due to the intermittent controllability and almost sure uncontrollability caused by the random access of the controller δ_k and random MIMO fading channel \mathbf{H}_k , the existing approaches for analyzing the solution of the DARE (14) are not applicable to the NME (13). Moreover, the expectation w.r.t. both δ_k and \mathbf{H}_k on the R.H.S. of the NME (13) does not have closed-form expression due to the high nonlinearity of the matrix inversion. We shall address this challenge via exploiting the underlying structure of the NME (13).

We observe that if kernel \mathbf{P} of the *reduced state value function* $\tilde{V}(\mathbf{x}_k)$ is such that $\delta_k \mathbf{H}_k^T \mathbf{B}^T \mathbf{P} = \mathbf{0}$, then the NME (13) can be substantially simplified as $\mathbf{P} = \mathbf{A} \mathbf{P} \mathbf{A}^T + \mathbf{W}$. The condition for the existence and uniqueness for such \mathbf{P} is readily established in closed-form as $\rho(\mathbf{A}) < 1$ [32]. Motivated by this fact, given δ_k and \mathbf{H}_k , for any arbitrary \mathbf{P} , we aim at decomposing \mathbf{P} into a sum of two PSD components \mathbf{P}_k^c and \mathbf{P}_k^{uc} such that $\delta_k \mathbf{H}_k^T \mathbf{B}^T \mathbf{P}_k^{uc} = \mathbf{0}$. This leads to the following definition of the controllable and uncontrollable cones of PSD matrices.

Definition 1: (Controllable and Uncontrollable PSD Cones) Given a certain realization of (δ_k, \mathbf{H}_k) , the controllable PSD cone \mathcal{C}^c and uncontrollable PSD cone \mathcal{C}^{uc} associated with $\delta_k \mathbf{B} \mathbf{H}_k$ is defined by

$$\mathcal{C}^c = \{ \mathbf{T} \in \mathbb{S}^S \mid \ker(\delta_k \mathbf{B} \mathbf{H}_k \mathbf{H}_k^T \mathbf{B}^T \mathbf{T}) = \ker(\mathbf{T}) \}; \quad (15)$$

$$\mathcal{C}^{uc} = \{ \mathbf{T} \in \mathbb{S}^S \mid \delta_k \mathbf{B} \mathbf{H}_k \mathbf{H}_k^T \mathbf{B}^T \mathbf{T} = \mathbf{0} \}. \quad (16)$$

Let the SVD of $\delta_k \mathbf{B} \mathbf{H}_k (\delta_k \mathbf{H}_k^T \mathbf{M} \mathbf{H}_k + \mathbf{R})^{-1} \mathbf{H}_k^T \mathbf{B}^T$ be

$$\delta_k \mathbf{B} \mathbf{H}_k (\delta_k \mathbf{H}_k^T \mathbf{M} \mathbf{H}_k + \mathbf{R})^{-1} \mathbf{H}_k^T \mathbf{B}^T = \mathbf{V}_k^T \mathbf{\Lambda}_k \mathbf{V}_k, \quad (17)$$

with the diagonal elements of $\mathbf{\Lambda}_k$ in descending order. Let $\text{rank}(\delta_k \mathbf{B} \mathbf{H}_k \mathbf{H}_k^T \mathbf{B}^T) = \gamma_k$ and $\mathbf{\Pi}_k = \begin{bmatrix} \mathbf{I}_{\gamma_k} & \mathbf{0} \\ \mathbf{0} & \mathbf{0} \end{bmatrix}_{S \times S}$. The closed-form controllable and uncontrollable PSD cone decomposition of \mathbf{P} is characterized by the following Theorem.

Theorem 4: (Closed-form PSD Cone Decomposition of \mathbf{P}) Given a certain realization of (δ_k, \mathbf{H}_k) , the kernel of the value function \mathbf{P} can be decomposed into two parts as $\mathbf{P} = \mathbf{P}_k^c + \mathbf{P}_k^{uc}$, where $\mathbf{P}_k^c \in \mathcal{C}^c$ and $\mathbf{P}_k^{uc} \in \mathcal{C}^{uc}$. The closed-form expressions of \mathbf{P}_k^c and \mathbf{P}_k^{uc} are given by:

$$\mathbf{P}_k^c = \mathbf{V}_k^T \begin{bmatrix} (\mathbf{V}_k \mathbf{P} \mathbf{V}_k^T)_{\gamma_k} & (\mathbf{V}_k \mathbf{P} \mathbf{V}_k^T)_{\gamma_k} \mathbf{\Sigma}_k \\ \mathbf{\Sigma}_k^T (\mathbf{V}_k \mathbf{P} \mathbf{V}_k^T)_{\gamma_k} & \mathbf{\Sigma}_k^T (\mathbf{V}_k \mathbf{P} \mathbf{V}_k^T)_{\gamma_k} \mathbf{\Sigma}_k \end{bmatrix} \mathbf{V}_k; \quad (18)$$

$$\mathbf{P}_k^{uc} = \mathbf{V}_k^T (\mathbf{I} - \mathbf{\Pi}_k) \mathbf{V}_k \mathbf{P} \mathbf{V}_k^T (\mathbf{I} - \mathbf{\Pi}_k) \mathbf{V}_k - \mathbf{V}_k^T \text{diag}(\mathbf{0}_{\gamma_k}, \mathbf{\Sigma}_k^T (\mathbf{V}_k \mathbf{P} \mathbf{V}_k^T)_{\gamma_k} \mathbf{\Sigma}_k) \mathbf{V}_k, \quad (19)$$

where $\mathbf{\Sigma}_k = (\mathbf{V}_k \mathbf{P} \mathbf{V}_k^T)^{-1} (\mathbf{V}_k \mathbf{P} \mathbf{V}_k^T)_{(1:\gamma_k; \gamma_k+1:S)}$.

Proof: Please see Appendix E. ■

Utilizing the controllable and uncontrollable PSD cone decomposition of \mathbf{P} , the NME (13) can also be decomposed into two parts with each part depending solely on \mathbf{P}_k^c and \mathbf{P}_k^{uc} . This is formally stated in the following Lemma.

Lemma 3: (Decomposition of the NME of \mathbf{P}) Applying the controllable and uncontrollable PSD cone decomposition of \mathbf{P} in Theorem 4, the NME of \mathbf{P} in (13) can be represented in a more fine-grained form given by

$$\begin{aligned} \mathbf{P} = & \mathbf{Q} + \underbrace{\mathbf{A}^T \mathbb{E}[\mathbf{P}_k^{uc}] \mathbf{A}}_{\text{depends solely on } \mathbf{P}_k^{uc}} + \\ & \underbrace{\mathbf{A}^T \mathbb{E}[\mathbf{P}_k^c \mathbf{A} - \delta_k \mathbf{A}^T \mathbf{P}_k^c \mathbf{B} \mathbf{H}_k (\delta_k \mathbf{H}_k^T \mathbf{B}^T \mathbf{P}_k^c \mathbf{B} \mathbf{H}_k)}_{\text{depends solely on } \mathbf{P}_k^c} \\ & + \underbrace{\delta_k \mathbf{H}_k^T \mathbf{M} \mathbf{H}_k + \mathbf{R})^{-1} \mathbf{H}_k^T \mathbf{B}^T \mathbf{P}_k^c \mathbf{A}}_{\text{depends solely on } \mathbf{P}_k^c}. \end{aligned} \quad (20)$$

Proof: Please see Appendix E. ■

Compared with the original NME of \mathbf{P} in (13), the fine-grained decomposed NME (20) is more informative and reveals key insights into the existence of \mathbf{P} . Intuitively, when \mathbf{P}_k^c is dominant (i.e., $\mathbf{P}_k^c \gg \mathbf{P}_k^{uc}$), the existence of \mathbf{P} can be obtained via the monotonicity and boundedness of the R.H.S. of (20). However, when \mathbf{P}_k^{uc} is dominant (i.e., $\mathbf{P}_k^{uc} \gg \mathbf{P}_k^c$), \mathbf{P} tends to be unstable because the R.H.S. of (20) is dominated by $\mathbf{A}^T \mathbb{E}[\mathbf{P}_k^{uc}] \mathbf{A}$, and the \mathbf{P} that satisfies (20) may not exist if the dynamic plant is unstable, i.e., $\rho(\mathbf{A}) > 1$. Therefore, \mathbf{P}_k^c is favorable, whereas \mathbf{P}_k^{uc} is unfavorable for the existence of \mathbf{P} that satisfies (20). As a result, instead of analyzing the original NME (13) in a brute-force manner, we shall focus on the analysis of the existence and uniqueness of \mathbf{P} based on the fine-grained decomposed NME (20). The closed-form sufficient condition for the existence and uniqueness of \mathbf{P} that satisfies (20) is summarized in the following Theorem 5.

Theorem 5: (Sufficient Condition for the Existence and the Uniqueness of Optimal Control) If one of the three conditions (a.1), (a.2) and (a.3) in Lemma 2 is satisfied, or the following condition (21):

$$\| \mathbb{E}[\mathbf{A}^T \mathbf{V}_k^T (\mathbf{I} - \mathbf{\Pi}_k) \mathbf{V}_k \mathbf{A}] \| < 1, \quad (21)$$

is satisfied, then the solution \mathbf{P} to the NME (13) exists and is unique. Moreover, the optimal control action $\mathbf{u}^*(\mathbf{x}_k)$ that solves the infinite horizon ergodic control Problem 1 exists and is unique, and is given by (11).

Proof: Please see Appendix F. ■

Theorem 5 delivers a key message that provided the closed-form sufficient condition (21) is satisfied, the optimal control action still exists and is unique even if the closed-loop control system suffers from intermittent controllability or almost sure uncontrollability.

IV. SIMULTANEOUS LEARNING OF THE VALUE FUNCTION AND CONTROL OVER MIMO FADING CHANNELS

In this section, we shall propose an online and autonomous learning algorithm that can simultaneously learn both the optimal control action $\mathbf{u}^*(\mathbf{S}_k)$ and the associated optimal value

function $\tilde{V}(\mathbf{x}_k)$ on the fly based on the state observations \mathbf{x}_k only. The proposed online solution is implemented at the remote controller and has fast convergence.

A. Simultaneous Learning of Value Function and Optimal Control Action

Note that the NME (13) is an algebraic equation with unknown variable \mathbf{P} . Thus, we shall utilize the stochastic approximation theory to construct an online learning algorithm to estimate the unknown \mathbf{P} based on the algebraic equation (13). The estimated variable \mathbf{P} can then be applied to obtain the optimal value function $\tilde{V}(\mathbf{x}_k)$ and the optimal control action $\mathbf{u}^*(\mathbf{S}_k)$ simultaneously using (10) and (11), respectively, in Theorem 3.

We first rewrite the NME (13) into the standard form of $f(\mathbf{P}) = \mathbf{0}$ and apply the stochastic approximation (SA) technique to estimate the root of the equation. Specifically,

$$f(\mathbf{P}) = \mathbf{A}^T \mathbf{P} \mathbf{A} - \mathbb{E}[\delta_k \mathbf{A}^T \mathbf{P} \mathbf{B} \mathbf{H}_k (\delta_k \mathbf{H}_k^T \mathbf{B}^T \mathbf{P} \mathbf{B} \mathbf{H}_k + \delta_k \mathbf{H}_k^T \mathbf{M} \mathbf{H}_k + \mathbf{R})^{-1} \mathbf{H}_k^T \mathbf{B}^T \mathbf{P} \mathbf{A}] - \mathbf{P} + \mathbf{Q}. \quad (22)$$

- **Online Learning of \mathbf{P}^* :** To obtain the root of $f(\mathbf{P}) = \mathbf{0}$, we can apply the stochastic approximation iteration,

$$\mathbf{P}_{k+1} = \mathbf{P}_k + \alpha_k \hat{f}(\mathbf{P}_k), \forall k \geq 0, \quad (23)$$

where $\mathbf{P}_0 \in \mathbb{S}_+^S$ is a bounded constant positive definite matrix, $\{\alpha_k, k \geq 0\}$ is the step-size sequence satisfying

$$\sum_{k=1}^{\infty} \alpha_k = \infty, \sum_{k=1}^{\infty} \alpha_k^2 < \infty, \quad (24)$$

and $\hat{f}(\mathbf{P}_k)$ is an unbiased estimator of $f(\mathbf{P}_k)$, i.e., $f(\mathbf{P}_k) = \mathbb{E}[\hat{f}(\mathbf{P}_k) | \mathbf{P}_k]$, and is given by

$$\hat{f}(\mathbf{P}_k) = \mathbf{A}^T \mathbf{P}_k \mathbf{A} - \delta_k \mathbf{A}^T \mathbf{P}_k \mathbf{B} \mathbf{H}_k (\delta_k \mathbf{H}_k^T \mathbf{B}^T \mathbf{P}_k \mathbf{B} \mathbf{H}_k + \delta_k \mathbf{H}_k^T \mathbf{M} \mathbf{H}_k + \mathbf{R})^{-1} \mathbf{H}_k^T \mathbf{B}^T \mathbf{P}_k \mathbf{A} - \mathbf{P}_k + \mathbf{Q}. \quad (25)$$

- **Online learning of Control Action \mathbf{u}_k :** At the k -th timeslot, the reduced state value function and the control action can be computed based on \mathbf{P}_k :

$$\tilde{V}_k(\mathbf{x}_k) = \mathbf{x}_k^T \mathbf{P}_k \mathbf{x}_k, \quad (26)$$

$$\mathbf{u}_k = -(\delta_k \mathbf{H}_k^T \mathbf{B}^T \mathbf{P}_k \mathbf{B} \mathbf{H}_k + \delta_k \mathbf{H}_k^T \mathbf{M} \mathbf{H}_k + \mathbf{R})^{-1} \mathbf{H}_k^T \mathbf{B}^T \mathbf{P}_k \mathbf{A} \mathbf{x}_k. \quad (27)$$

In the iteration (23), only the realizations of \mathbf{H}_k and δ_k will be required. The random access state δ_k is locally available at the remote controller. The wireless fading channel realization \mathbf{H}_k can be obtained by standard channel estimation at the actuator based on the received pilot symbols from the remote controller and channel feedback to the controller².

The following lemma summarizes several key properties of the proposed stochastic approximation iteration (23).

²In the LTE standard [34], besides transmitting the control action \mathbf{u}_k , the remote controller also transmits a pilot symbol $\mathbf{L} \in \mathbb{R}^{N_t \times L}$ ($L > N_t$) on the PUSCH data frame to the actuator at each timeslot. The actuator obtains the MIMO fading channel realization \mathbf{H}_k based the received pilot signal $\mathbf{Y}_k^L = \mathbf{H}_k \mathbf{L} + \mathbf{V}_k^L$, where $\mathbf{V}_k^L \in \mathbb{R}^{N_r \times L}$ is the additive channel noise. The actuator then feeds back the CSI \mathbf{H}_k to the controller.

Lemma 4: (Properties of the SA Iteration (23))

- (*Lipschitz Continuity*) The matrix-valued function $f(\mathbf{P})$ is Lipschitz continuous with Lipschitz constant $\|\mathbf{A}\|^2$, i.e., $\|f(\mathbf{P}^{(1)}) - f(\mathbf{P}^{(2)})\| \leq (1 + \|\mathbf{A}\|^2) \|\mathbf{P}^{(1)} - \mathbf{P}^{(2)}\|$, $\forall \mathbf{P}^{(1)}, \mathbf{P}^{(2)} \in \mathbb{S}_+^S$.
- (*Martingale Difference Noise*) Denote the estimation noise of $f(\mathbf{P}_k)$ in (23) as $\mathbf{N}_k = (\hat{f}(\mathbf{P}_k) - f(\mathbf{P}_k))$. The sequence $\{\mathbf{N}_k, k \geq 0\}$ is a martingale difference sequence w.r.t. the filtration $\{\mathcal{F}_k \triangleq \sigma(\mathbf{P}_0, \delta_1, \mathbf{H}_1, \dots, \delta_k, \mathbf{H}_k)\}$, i.e., $\mathbb{E}[\mathbf{N}_{k+1} | \mathcal{F}_k] = \mathbf{0}_{S \times S}, \forall k > 0$.
- (*Square Integrability*) $\{\mathbf{N}_k, k \geq 0\}$ are square-integrable with $\mathbb{E}[\|\mathbf{N}_{k+1}\|^2 | \mathcal{F}_k] \leq 2 \|\mathbf{A}\|^2 (1 + \|\mathbf{P}_k\|^2)$, $\forall k > 0$.

Proof: Please see Appendix G. ■

In the next subsection, we shall focus on the convergence analysis of the stochastic approximation iteration (23).

B. Virtual Fixed-Point Process

The ordinary differential equation (ODE) approach [35] serves as a powerful tool for analyzing the limiting behaviors of the stochastic approximation iteration (23). Specifically, rearranging (23), it follows that

$$\frac{\mathbf{P}_{k+1} - \mathbf{P}_k}{\alpha_k} = f(\mathbf{P}_k) + \mathbf{N}_k, \forall k \geq 0. \quad (28)$$

Intuitively, when α_k is sufficiently small, the nonlinear difference equation (28) can be approximated by the following ODE:

$$\dot{\mathbf{P}}(t) = f(\mathbf{P}(t)), \mathbf{P}(t) = \mathbf{P}_0, t \in \mathbb{R}. \quad (29)$$

As a result, the state trajectory of the dynamical system described by the ODE (29) can asymptotically track the state trajectory of the iteration (23). The convergence analysis of the stochastic approximation iteration (23) thus can be obtained by analyzing the asymptotic convergence behavior of the solution to the ODE (29). This is formally summarized in the following lemma.

Lemma 5: (Global Asymptotic Stability of the Limiting ODE [35]) If the limiting ODE (29) has a unique equilibrium point \mathbf{P}^* that is globally asymptotically stable, then \mathbf{P}_k obtained by stochastic approximation iteration (23) converges to \mathbf{P}^* almost surely, i.e., $\Pr(\lim_{k \rightarrow \infty} \mathbf{P}_k = \mathbf{P}^*) = 1$.

Proof: Please see Appendix H. ■

In existing literature, the Lyapunov stability theory is utilized to establish the global asymptotic stability of the limiting ODE (29) [35]. Specifically, if there exists a Lyapunov function $V : \mathbb{S}_+^S \rightarrow \mathbb{R}_+$, such that $\dot{V}(\mathbf{P}(t)) = \langle \nabla V(\mathbf{P}(t)), f(\mathbf{P}(t)) \rangle \leq 0$ with equality if and only if $\mathbf{P}(t) = \mathbf{P}^*$, then the limiting ODE (29) is globally asymptotically stable with a unique equilibrium at $\mathbf{P}(t) = \mathbf{P}^*$. However, such an approach does not provide guidelines on how to design and construct the Lyapunov function $V(\mathbf{P}(t))$. Moreover, the high nonlinearity of $f(\mathbf{P}(t))$ makes it even more difficult to find such a feasible Lyapunov function $V(\mathbf{P}(t))$. To address

this challenge, we introduce the following virtual fixed-point process $\{\tilde{\mathbf{P}}_k, k \geq 0\}$:

$$\tilde{\mathbf{P}}_{k+1} = \tilde{\mathbf{P}}_k + \xi f(\tilde{\mathbf{P}}_k), \tilde{\mathbf{P}}_0 = \mathbf{P}_0, \forall k \geq 0, \quad (30)$$

where $\xi \in (0, 1)$ is a constant. The following lemma characterizes the relationship between the state trajectory of the virtual fixed-point process (30) and the state trajectory of the solution to the limiting ODE (29).

Lemma 6: (State Trajectories of the Limiting ODE and the Virtual Fixed-point Process) Let $t_k = k\xi, \forall k \geq 0$. Define a continuous, piece-wise linear matrix-valued function $\bar{\mathbf{P}}(t), t \geq 0$, by $\bar{\mathbf{P}}(t_k) = \tilde{\mathbf{P}}_k$ with linear interpolation on each interval $[t_k, t_{k+1}]$ as

$$\bar{\mathbf{P}}(t) = \tilde{\mathbf{P}}_k + \xi^{-1}(t - t_k)(\tilde{\mathbf{P}}_{k+1} - \tilde{\mathbf{P}}_k). \quad (31)$$

Let $\mathbf{P}^l(t), t \geq l$, denote the trajectory of the limiting ODE (29) with initial condition $\mathbf{P}^l(t)|_{t=l} = \bar{\mathbf{P}}(l), \forall l \in \mathbb{R}_+$. Then, for any $l > 0$ and $L > 0$, it follows that

$$\sup_{t \in [0, L]} \|\bar{\mathbf{P}}(l+t) - \mathbf{P}^l(l+t)\| = \mathcal{O}(\xi). \quad (32)$$

Proof: Please see Appendix H. ■

Lemma 6 states that the gap between the state trajectory of the virtual fixed-point process (30) and that of the limiting ODE (29) is $\mathcal{O}(\xi)$, which can be made arbitrarily small by letting $\xi \rightarrow 0$. Therefore, the convergence of the state trajectory of the virtual fixed-point process (30) under arbitrary $\xi \in (0, 1)$ implies the convergence of the state trajectory of the limiting ODE (29), which in turn leads to the convergence of the stochastic approximation iteration (23) according to Lemma 5.

C. Sufficient Condition for Online Learning Convergence

Since the learned value function $\tilde{V}_k(\mathbf{x}_k)$ (26) and control action solution \mathbf{u}_k (27) in the proposed online learning algorithm are obtained based on the successive update of \mathbf{P}_k in the stochastic approximation iteration (23), the convergence analysis for the learned value function $\tilde{V}_k(\mathbf{x}_k)$ and control action solution \mathbf{u}_k can be obtained by analyzing the convergence of \mathbf{P}_k in (23).

According to Lemma 6, the convergence of \mathbf{P}_k in (23) is equivalent to the convergence of the virtual fixed-point process $\tilde{\mathbf{P}}_k$ in (30) under arbitrary $\xi \in (0, 1)$. Furthermore, based on the structure of the virtual fixed-point process $\tilde{\mathbf{P}}_k$ in (30), if $\tilde{\mathbf{P}}_k$ converges to $\tilde{\mathbf{P}}^*$, then the limiting convergent point $\tilde{\mathbf{P}}^*$ must be the root of $f(\mathbf{P}) = \mathbf{0}$, i.e., $f(\tilde{\mathbf{P}}^*) = \mathbf{0}$. As a result, if \mathbf{P}_k in the proposed SA iteration (23) converges, it will also converge to the root of $f(\mathbf{P}) = \mathbf{0}$. The full convergence results are formally summarized in the following Theorem.

Theorem 6: (Almost Sure Convergence of the Proposed Online Learning Algorithm) If one of the three conditions (a.1), (a.2) and (a.3) in Lemma 2 is satisfied, or the condition (21) in Theorem 5 is satisfied, denote the unique root of $f(\mathbf{P}) = \mathbf{0}$ as \mathbf{P}^* , then

- *Convergence of the Virtual Fixed-point Process:* $\tilde{\mathbf{P}}_k$ in the proposed fixed-point iteration (30) converges to \mathbf{P}^* almost surely, i.e., $\Pr(\lim_{k \rightarrow \infty} \tilde{\mathbf{P}}_k = \mathbf{P}^*) = 1$.
- *Convergence of the SA Iteration:* \mathbf{P}_k in the proposed SA iteration (23) converges to \mathbf{P}^* almost surely, i.e., $\Pr(\lim_{k \rightarrow \infty} \mathbf{P}_k = \mathbf{P}^*) = 1$.
- *Convergence of the Value Function and Control Action:* The learned value function $\tilde{V}_k(\mathbf{x}_k)$ in (26) converges to the optimal value function $\tilde{V}(\mathbf{x}_k) = \mathbf{x}_k^T \mathbf{P}^* \mathbf{x}_k$ in Theorem 2 almost surely, i.e.,

$$\Pr\left(\lim_{k \rightarrow \infty} \tilde{V}_k(\mathbf{x}_k) = \tilde{V}(\mathbf{x}_k)\right) = 1. \quad (33)$$

Moreover, the learned control action \mathbf{u}_k in (27) converges to the optimal control action $\mathbf{u}_k^* = (\Omega^k)^*(\mathbf{S}_k)$ in Theorem 2 almost surely, i.e.,

$$\Pr\left(\lim_{k \rightarrow \infty} \mathbf{u}_k = \mathbf{u}_k^*\right) = 1, \quad (34)$$

where

$$\begin{aligned} \mathbf{u}_k^* = (\Omega^k)^*(\mathbf{S}_k) = & -(\delta_k \mathbf{H}_k^T \mathbf{B}^T \mathbf{P}^* \mathbf{B} \mathbf{H}_k \\ & + \delta_k \mathbf{H}_k^T \mathbf{M} \mathbf{H}_k + \mathbf{R})^{-1} \mathbf{H}_k^T \mathbf{B}^T \mathbf{P}^* \mathbf{A} \mathbf{x}_k. \end{aligned} \quad (35)$$

Proof: Please see Appendix H. ■

V. NUMERICAL RESULTS

In this section, we compare the performance of the proposed online optimal control scheme with the following baselines via numerical simulations.

- **Baseline 1** (*Existing Q-learning-based LQR for Static Channels [27]-[29]*): The remote controller adopts the existing Q-learning-based LQR solution that is designed for static channels to generate the control actions. Specifically, the Q-function is given by $Q(\mathbf{x}_k, \mathbf{u}_k) = [\mathbf{x}_k^T, \mathbf{u}_k^T] \Psi [\mathbf{x}_k; \mathbf{u}_k]^T$, where $\Psi \in \mathbb{R}^{(S+N_t) \times (S+N_t)}$ is the kernel matrix. The remote controller uses the Q-learning method in [27]-[29] to obtain \mathbf{M} . Based on the learned kernel Ψ , the remote controller generates the control action $\mathbf{u}_k^* = \arg \min_{\mathbf{u}_k} Q(\mathbf{x}_k, \mathbf{u}_k)$.
- **Baseline 2** (*Brute-force Q-learning-based LQR over Wireless Channels without State Reduction*): The remote controller brute-force applies the existing Q-learning-based LQR approach for closed-loop control over wireless fading channels without state reduction. Both the CSI \mathbf{H}_k and the controller random access state δ_k are state variables in the Q-function. Specifically, the Q-function is given by $Q(\mathbf{x}_k, \delta_k, \text{vec}(\mathbf{H}_k), \mathbf{u}_k) = [\mathbf{x}_k^T, \delta_k, \text{vec}(\mathbf{H}_k)^T, \mathbf{u}_k^T] \Psi [\mathbf{x}_k; \delta_k, \text{vec}(\mathbf{H}_k); \mathbf{u}_k]^T$, where $\Psi \in \mathbb{R}^{(1+S+N_r \cdot N_t + N_t) \times (1+S+N_r \cdot N_t + N_t)}$ and $\text{vec}(\mathbf{H}_k)$ is the column-wised vectorization of the CSI \mathbf{H}_k . The remote controller uses the Q-learning method in [27]-[29] to obtain Ψ . Based on the learned kernel Ψ , the remote controller generates the control action $\mathbf{u}_k^* = \arg \min_{\mathbf{u}_k} Q(\mathbf{x}_k, \delta_k, \text{vec}(\mathbf{H}_k), \mathbf{u}_k)$.
- **Baseline 3** (*Genie-aided Optimal LQR Control*): The remote controller adopts the genie-aided optimal control solution. Specifically, the remote controller is assumed to

know the \mathbf{P}^* that satisfies the NME (13). The remote controller generates the optimal control action \mathbf{u}_k^* according to (11).

A. Comparison of the Accuracy of Learned Control Actions

Fig. 3 illustrates the accuracy of the learned control action \mathbf{u}_k versus the time index k , i.e., $\mathbb{E}[\|\mathbf{u}_k - \mathbf{u}_k^*\|^2]$. It can be observed that with the increase of time, the gap between the learned control action and the optimal control action becomes prohibitively large for both Baseline 1 and Baseline 2. This is because Baseline 1 is designed for static channels. The impacts of random fading channels and random access of the controller are imprudently ignored, which causes the divergence of the learned control action from \mathbf{u}_k^* . Baseline 2 diverges because it is a naive extension of the standard LQR control solution to wireless channels, which does not exploit the structure properties of the optimal control action \mathbf{u}_k^* w.r.t. the CSI \mathbf{H}_k and random access state δ_k . For baseline 3, $\mathbb{E}[\|\mathbf{u}_k - \mathbf{u}_k^*\|^2] = 0$ because \mathbf{P}^* is assumed known. For the proposed scheme, the accuracy of the learned control action $\mathbb{E}[\|\mathbf{u}_k - \mathbf{u}_k^*\|^2]$ decreases dramatically as time index k increases. This is because the control action \mathbf{u}_k learned by the proposed scheme converges almost surely to the optimal control action \mathbf{u}_k^* .

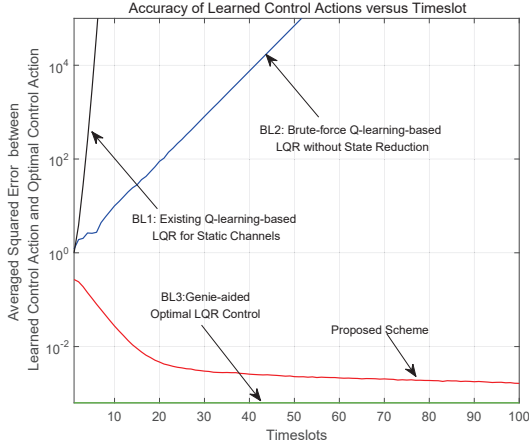


Figure 3. Comparison of the accuracy of learned control actions versus the time index k . The system parameters are configured as follows: the state transition matrix $\mathbf{A} = (0.01, -1.02, 0.3; -0.1, 1.01, 0.2; -0.5, 0.1, 0.2)$, the control input matrix $\mathbf{B} = (1.1, 0.2; -0.2, 0.6; -0.3, 0.2)$, the plant noise covariance matrix $\mathbf{W} = 0.05\mathbf{I}_{3 \times 3}$, the LQR weight matrices $\mathbf{Q} = \mathbf{R} = \mathbf{I}_{3 \times 3}$ and $\mathbf{M} = \mathbf{I}_{2 \times 2}$, the number of controller transmit antennas $N_t = 3$, the number of actuator received antennas $N_r = 2$, and the controller random access probability $\Pr(\delta_k = 1) = 0.5$.

B. Comparison of the Closed-loop Stability

Fig. 4 illustrates the average state trajectory, i.e., $\mathbb{E}[\|\mathbf{x}_k\|^2]$, versus the time index k . It can be observed that the closed-loop system is unstable for both Baseline 1 and Baseline 2. This is because the standard LQR control solution, which is primarily designed for static channels, fails to achieve closed-loop stability over random access wireless fading channels.

For Baseline 3, the closed-loop system is stable because the optimal control action is stabilizing. The system states of the proposed scheme are also stable because of the almost sure convergence of the learned control action to the stabilizing optimal control.

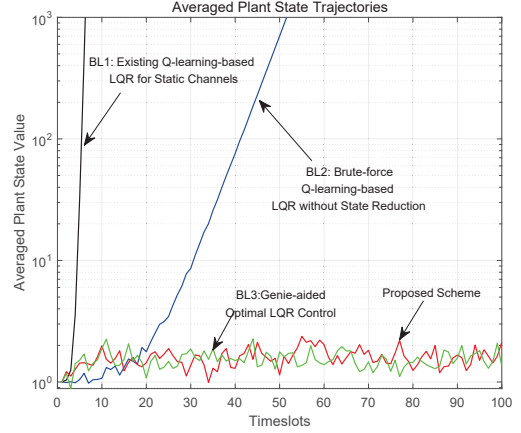


Figure 4. Comparison of the closed-loop stability, i.e., $\mathbb{E}[\|\mathbf{x}_k\|^2]$, versus the time index k . The system parameters are configured as follows: $\mathbf{A} = (0.01, -1.02, 0.3; -0.1, 1.01, 0.2; -0.5, 0.1, 0.2)$, $\mathbf{B} = (1.1, 0.2; -0.2, 0.6; -0.3, 0.2)$, $\mathbf{W} = 0.05\mathbf{I}_{3 \times 3}$, $\mathbf{Q} = \mathbf{R} = \mathbf{I}_{3 \times 3}$, $\mathbf{M} = \mathbf{I}_{2 \times 2}$, $N_t = 3$, $N_r = 2$, and $\Pr(\delta_k = 1) = 0.5$.

C. Comparison of the Computational Complexity

Fig. 5, Fig. 6 and Fig. 7 illustrates the computational complexity (the CPU time for 10^4 simulation runs) versus the plant state dimension S , the number of controller transmit antennas N_t , and the number of actuator receive antennas N_r , respectively. It can be observed that Baseline 2 has the highest computational complexity because the Q-function to be learned has $(1 + S + N_r \cdot N_t + N_t)^2$ dimensions, which is also prohibitively large. Compared with Baseline 1 and Baseline 2, the computational complexity of the proposed scheme is reduced significantly because of the proposed state reduction technique in Theorem 2. The computational complexity gap between the proposed scheme and Baseline 3 is due to the computation of \mathbf{P}^* , where the proposed scheme needs to compute \mathbf{P}^* using the proposed SA iteration (23).

VI. CONCLUSION

In this paper, we considered the online optimal control over the wireless MIMO fading channels. We formulated the online optimal control design as an infinite horizon average cost MDP. We proposed a novel state reduction technique such that the optimality condition is transformed into a time-invariant reduced-state Bellman optimality equation. We provide the closed-form characterizations on the existence and uniqueness of the optimal control solution via analyzing the reduced-state Bellman optimality equation. We further propose a novel SA-based online learning algorithm that can learn the optimal control action on the fly based on the plant state observations. We derived a closed-form sufficient condition that guarantees the almost sure convergence of the proposed SA-based online

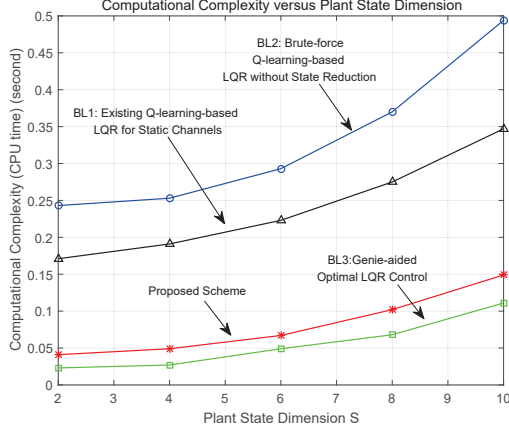


Figure 5. Comparison of the CPU time versus the plant state dimension S . The system parameters are configured as follows: the (i, j) -th element \mathbf{A} is chosen as $(\mathbf{A})_{ij} = -0.1$ when $i = j - 1$, $(\mathbf{A})_{ij} = -0.2$ when $i = j + 1$, $(\mathbf{A})_{ij} = 1.01$ when $i = j$; and $(\mathbf{A})_{ij} = 0$ otherwise, with $1 \leq i, j \leq S$. The (i, j) -th element \mathbf{B} is chosen as $(\mathbf{B})_{ij} = (i + j)^{-1}$ with $1 \leq i \leq S$ and $1 \leq j \leq 2$, $\mathbf{W} = 0.05\mathbf{I}_{S \times S}$, $\mathbf{Q} = \mathbf{R} = \mathbf{I}_{S \times S}$, $\mathbf{M} = \mathbf{I}_{2 \times 2}$, $N_t = 3$, $N_r = 2$, and $\Pr(\delta_k = 1) = 0.5$.

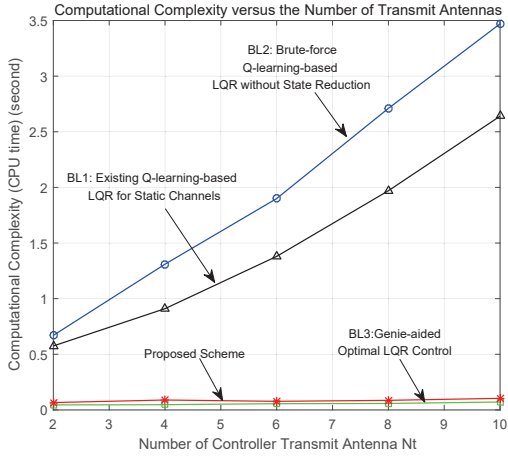


Figure 6. Comparison of the CPU time versus the number of transmit antennas at the remote controller N_t . The system parameters are configured as follows: $\mathbf{A} = (0.01, -1.02, 0.3; -0.1, 1.01, 0.2; -0.5, 0.1, 0.2)$, $\mathbf{B} = (0.5, 1/3; 1/3, 0.25; 0.25, 0.2)$, $\mathbf{W} = 0.05\mathbf{I}_{3 \times 3}$, $\mathbf{Q} = \mathbf{R} = \mathbf{I}_{3 \times 3}$, $\mathbf{M} = \mathbf{I}_{2 \times 2}$, $N_r = 2$, and $\Pr(\delta_k = 1) = 0.5$.

learning algorithm to the optimal control solution. The proposed scheme is also compared with various baselines, and we show that significant performance gains can be achieved.

APPENDIX

A. Proof of Theorem 1 and Theorem 2

Note that if there exists a pair of $(\theta, V(\mathbf{S}_k))$ such that the Bellman optimality equation (8) is satisfied, it follows that for all $(\mathbf{S}_k, \mathbf{u}_k)$ pair, the following inequality (36) holds:

$$\begin{aligned} r(\mathbf{S}_k, \mathbf{u}_k) + \sum_{\mathbf{S}_{k+1}} \Pr[\mathbf{S}_{k+1} | \mathbf{S}_k, \mathbf{u}_k] V(\mathbf{S}_{k+1}) \\ \geq \theta + V(\mathbf{S}_k), \end{aligned} \quad (36)$$

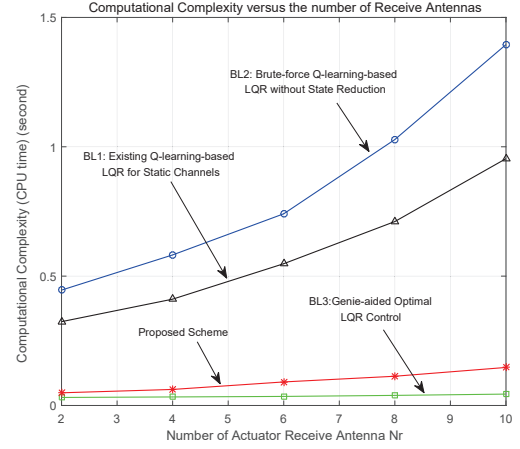


Figure 7. Comparison of the CPU time versus the number of receive antennas at the actuator N_r . The system parameters are configured as follows: $\mathbf{A} = (0.01, -1.02, 0.3; -0.1, 1.01, 0.2; -0.5, 0.1, 0.2)$, the (i, j) -th element \mathbf{B} is chosen as $(\mathbf{B})_{ij} = (i + j)^{-1}$ with $1 \leq i \leq 3$ and $1 \leq j \leq N_r$, $\mathbf{W} = 0.05\mathbf{I}_{3 \times 3}$, $\mathbf{Q} = \mathbf{R} = \mathbf{I}_{3 \times 3}$, $\mathbf{M} = \mathbf{I}_{N_r \times N_r}$, $N_t = 3$, and $\Pr(\delta_k = 1) = 0.5$.

where the equality sign holds if and only if $\mathbf{u}_k = \mathbf{u}_k^*$ is the minimizer of the L.H.S. of (36).

Further note that $\sum_{\mathbf{S}_{k+1}} \Pr[\mathbf{S}_{k+1} | \mathbf{S}_k, \mathbf{u}_k] V(\mathbf{S}_{k+1}) = \mathbb{E}[V(\mathbf{S}_{k+1}) | \mathbf{S}_k, \mathbf{u}_k]$, taking full expectation on both sides of (36) and noting that θ is a constant, it follows that

$$\mathbb{E}[r(\mathbf{S}_k, \mathbf{u}_k)] + \mathbb{E}[V(\mathbf{S}_{k+1})] \geq \theta + \mathbb{E}[V(\mathbf{S}_k)]. \quad (37)$$

Summing the above inequality (37) of both sides from $k = 0$ to $k = K$, and then dividing both sides by K , we have

$$\theta \leq \frac{1}{K} \sum_{k=0}^K \mathbb{E}[r(\mathbf{S}_k, \mathbf{u}_k)] + \frac{1}{K} (\mathbb{E}[V(\mathbf{S}_{K+1})] - V(\mathbf{S}_0)). \quad (38)$$

Moreover, based on (36), for any given \mathbf{S}_k , it follows that

$$V(\mathbf{S}_k) = \limsup_{T \rightarrow \infty} \sum_{t=0}^T \mathbb{E}_{\mathbf{u}_{k+t}^*} [r(\mathbf{S}_{k+t}, \mathbf{u}_{k+t}^*) - \theta]. \quad (39)$$

Substituting (39) into (38), it follows that

$$(K + T)\theta = \limsup_{(K+T) \rightarrow \infty} \sum_{k=0}^{K+T} \mathbb{E}[r(\mathbf{S}_k, \mathbf{u}_k^*)]. \quad (40)$$

Therefore,

$$\theta = \limsup_{K \rightarrow \infty} \frac{1}{K} \sum_{k=0}^K \mathbb{E}[r(\mathbf{S}_k, \mathbf{u}_k^*)]. \quad (41)$$

As a result, if there exists a pair of $(\theta, V(\mathbf{S}_k))$ that satisfies the Bellman optimality equation (8), θ , which is independent of any extended states \mathbf{S}_0 , is the optimal average cost for Problem 1, and is given by equation (41). $V(\mathbf{S}_k)$ is the optimal value function for the extended state \mathbf{S}_k , and is given by equation (39). The optimal control action \mathbf{u}_k^* is the minimizer of the R.H.S. of (9). Therefore, Theorem 1 is proved.

Exploiting the i.i.d. property of the MIMO fading channel \mathbf{H}_k and the controller random access δ_k , the optimality condition of Problem 1 in Theorem 1 can be represented as

$$\begin{aligned}
& \theta + V(\mathbf{x}_k, \mathbf{H}_k, \delta_k) = \\
& \min_{\mathbf{u}(\mathbf{x}_k, \mathbf{H}_k, \delta_k)} \left[\tilde{r}(\mathbf{x}_k, \mathbf{H}_k, \delta_k, \mathbf{u}(\mathbf{x}_k, \mathbf{H}_k, \delta_k)) + \sum_{\mathbf{x}_{k+1}, \mathbf{H}_{k+1}, \delta_{k+1}} \right. \\
& \Pr[\mathbf{x}_{k+1}, \mathbf{H}_{k+1}, \delta_{k+1} | \mathbf{x}_k, \mathbf{H}_k, \delta_k, \mathbf{u}(\mathbf{x}_k, \mathbf{H}_k, \delta_k)] \\
& \left. \cdot V(\mathbf{x}_{k+1}, \mathbf{H}_{k+1}, \delta_{k+1}) \right] \\
& = \min_{\mathbf{u}(\mathbf{x}_k, \mathbf{H}_k, \delta_k)} \left[\tilde{r}(\mathbf{x}_k, \mathbf{H}_k, \delta_k, \mathbf{u}(\mathbf{x}_k, \mathbf{H}_k, \delta_k)) \right. \\
& + \sum_{\mathbf{x}_{k+1}} \Pr[\mathbf{x}_{k+1} | \mathbf{x}_k, \mathbf{H}_k, \delta_k, \mathbf{u}(\mathbf{x}_k, \mathbf{H}_k, \delta_k)] \\
& \left. \cdot \left(\sum_{\mathbf{H}_{k+1}} \Pr[\mathbf{H}_{k+1}] \sum_{\delta_{k+1}} \Pr[\delta_{k+1}] V(\mathbf{x}_{k+1}, \mathbf{H}_{k+1}, \delta_{k+1}) \right) \right] \\
& = \min_{\mathbf{u}(\mathbf{x}_k, \mathbf{H}_k, \delta_k)} \left[\tilde{r}(\mathbf{x}_k, \mathbf{H}_k, \delta_k, \mathbf{u}(\mathbf{x}_k, \mathbf{H}_k, \delta_k)) \right. \\
& \left. \sum_{\mathbf{x}_{k+1}} \Pr[\mathbf{x}_{k+1} | \mathbf{x}_k, \mathbf{H}_k, \delta_k, \mathbf{u}(\mathbf{x}_k, \mathbf{H}_k, \delta_k)] \tilde{V}(\mathbf{x}_{k+1}) \right], \quad (42)
\end{aligned}$$

where $\tilde{V}(\mathbf{x}_k) = \mathbb{E}[V(\mathbf{x}_{k+1}, \mathbf{H}_{k+1}, \delta_{k+1}) | \mathbf{x}_k]$.

Taking the conditional expectation (conditioned on \mathbf{x}_k) on both sides of (42), it follows that the reduced state Bellman optimality equation is given by

$$\begin{aligned}
\theta + \tilde{V}(\mathbf{x}_k) &= \mathbb{E} \left[\min_{\mathbf{u}(\mathbf{x}_k, \mathbf{H}_k, \delta_k)} \left[\tilde{r}(\mathbf{x}_k, \mathbf{H}_k, \delta_k, \mathbf{u}(\mathbf{x}_k, \mathbf{H}_k, \delta_k)) \right. \right. \\
& \left. \left. + \sum_{\mathbf{x}_{k+1}} \Pr[\mathbf{x}_{k+1} | \mathbf{x}_k, \mathbf{H}_k, \delta_k, \mathbf{u}(\mathbf{x}_k, \mathbf{H}_k, \delta_k)] \tilde{V}(\mathbf{x}_{k+1}) \right] \right], \forall \mathbf{x}_k. \quad (43)
\end{aligned}$$

As a result, if there exists a pair of $(\tilde{\theta}, \tilde{V}(\mathbf{x}_k))$ that solves (43), then $\tilde{\theta} = \theta$ is the optimal average cost for Problem 1, and is given by equation (41). $\tilde{V}(\mathbf{x}_k) = \mathbb{E}[V(\mathbf{S}_k) | \mathbf{x}_k]$ is the optimal reduced state value function. The optimal control policy for Problem 1 is given by $\mathbf{u}^*(\mathbf{x}_k, \mathbf{H}_k, \delta_k)$, which attains the minimum of the R.H.S. of (43). Therefore, Theorem 2 is proved.

B. Proof of Theorem 3 and Lemma 1

To solve the reduced state Bellman optimality equation (9), we first assume that the reduced state value function $\tilde{V}(\mathbf{x}_k)$ has a quadratic form of \mathbf{x}_k and is given by $\tilde{V}(\mathbf{x}_k) = \mathbf{x}_k^T \mathbf{P} \mathbf{x}_k$ with $\mathbf{P} \in \mathbb{S}_+^S$ being a constant positive definite matrix. Then, equation (9) can be represented as

$$\begin{aligned}
\tilde{\theta} + \mathbf{x}_k^T \mathbf{P} \mathbf{x}_k &= \mathbb{E} \left[\min_{\mathbf{u}_k} \left[\mathbf{x}_k^T \mathbf{Q} \mathbf{x}_k + \mathbf{u}_k^T (\mathbf{R} + \delta_k \mathbf{H}_k^T \mathbf{M} \mathbf{H}_k) \mathbf{u}_k \right. \right. \\
& + \text{Tr}(\mathbf{M}) + (\mathbf{A} \mathbf{x}_k + \delta_k \mathbf{B} \mathbf{H}_k \mathbf{u}_k)^T \mathbf{P} (\mathbf{A} \mathbf{x}_k + \delta_k \mathbf{B} \mathbf{H}_k \mathbf{u}_k) \\
& \left. \left. + \text{Tr}(\mathbf{P} \mathbf{W}) + \text{Tr}(\mathbf{B}^T \mathbf{P} \mathbf{B}) \right] \right], \\
& = \mathbb{E} \left[\min_{\mathbf{u}_k} \Phi(\mathbf{x}_k, \mathbf{u}_k) \right] + \text{Tr}(\mathbf{M} + \mathbf{P} \mathbf{W} + \mathbf{B}^T \mathbf{P} \mathbf{B}), \forall \mathbf{x}_k, \quad (44)
\end{aligned}$$

where $\Phi(\mathbf{x}_k, \mathbf{u}_k) \in \mathbb{R}_+$ is given by

$$\begin{aligned}
\Phi(\mathbf{x}_k, \mathbf{u}_k) &= \mathbf{x}_k^T \mathbf{Q} \mathbf{x}_k + \mathbf{u}_k^T (\mathbf{R} + \delta_k \mathbf{H}_k^T \mathbf{M} \mathbf{H}_k) \mathbf{u}_k \\
& + (\mathbf{A} \mathbf{x}_k + \delta_k \mathbf{B} \mathbf{H}_k \mathbf{u}_k)^T \mathbf{P} (\mathbf{A} \mathbf{x}_k + \delta_k \mathbf{B} \mathbf{H}_k \mathbf{u}_k) \\
& = \begin{bmatrix} \mathbf{x}_k \\ \mathbf{u}_k \end{bmatrix}^T \mathbf{S} \begin{bmatrix} \mathbf{x}_k \\ \mathbf{u}_k \end{bmatrix}, \quad (45)
\end{aligned}$$

and $\mathbf{S} \in \mathbb{R}^{(S+N_r) \times (S+N_r)}$ is given by

$$\mathbf{S} = \begin{bmatrix} \mathbf{Q} + \mathbf{A}^T \mathbf{P} \mathbf{A}, & \delta_k \mathbf{A}^T \mathbf{P} \mathbf{B} \mathbf{H}_k \\ \delta_k \mathbf{H}_k^T \mathbf{B}^T \mathbf{P} \mathbf{A}, & \mathbf{R} + \delta_k \mathbf{H}_k^T \mathbf{M} \mathbf{H}_k + \delta_k \mathbf{H}_k^T \mathbf{B}^T \mathbf{P} \mathbf{B} \mathbf{H}_k \end{bmatrix}. \quad (46)$$

Note that the Schur complement of \mathbf{S} is given by

$$\begin{aligned}
\mathbf{S}^c &= \mathbf{Q} + \mathbf{A}^T \mathbf{P} \mathbf{A} - \delta_k \mathbf{A}^T \mathbf{P} \mathbf{B} \mathbf{H}_k (\mathbf{R} + \delta_k \mathbf{H}_k^T \mathbf{M} \mathbf{H}_k \\
& + \delta_k \mathbf{H}_k^T \mathbf{B}^T \mathbf{P} \mathbf{B} \mathbf{H}_k)^{-1} \mathbf{H}_k^T \mathbf{B}^T \mathbf{P} \mathbf{A}. \quad (47)
\end{aligned}$$

It follows that

$$\min_{\mathbf{u}_k} \Phi(\mathbf{x}_k, \mathbf{u}_k) = \mathbf{x}_k^T \mathbf{S}^c \mathbf{x}_k, \quad (48)$$

and the \mathbf{u}_k^* that achieves the minimum value of (48) is given by

$$\begin{aligned}
\mathbf{u}_k^* &= -(\mathbf{R} + \delta_k \mathbf{H}_k^T \mathbf{M} \mathbf{H}_k + \delta_k \mathbf{H}_k^T \mathbf{B}^T \mathbf{P} \mathbf{B} \mathbf{H}_k)^{-1} \mathbf{H}_k^T \mathbf{B}^T \mathbf{P} \mathbf{A} \mathbf{x}_k. \quad (49)
\end{aligned}$$

Substituting (48) and (49) into (44), the reduced state Bellman optimality equation (9) can be represented as

$$\tilde{\theta} + \mathbf{x}_k^T \mathbf{P} \mathbf{x}_k = \text{Tr}(\mathbf{M} + \mathbf{P} \mathbf{W} + \mathbf{B}^T \mathbf{P} \mathbf{B}) + \mathbf{x}_k^T \mathbb{E}[\mathbf{S}^c] \mathbf{x}_k, \forall \mathbf{x}_k. \quad (50)$$

Assuming $\tilde{V}(\mathbf{x}_k)$ exists, i.e., \mathbf{P} exists, it follows that

$$\tilde{\theta} = \text{Tr}(\mathbf{M} + \mathbf{P} \mathbf{W} + \mathbf{B}^T \mathbf{P} \mathbf{B}), \quad (51)$$

$$\tilde{V}(\mathbf{x}_k) = \mathbf{x}_k^T \mathbf{P} \mathbf{x}_k = \mathbf{x}_k^T \mathbb{E}[\mathbf{S}^c] \mathbf{x}_k, \forall \mathbf{x}_k. \quad (52)$$

Therefore, Theorem 3 is proved.

Note that for any given realization of (δ_k, \mathbf{H}_k) , $\tilde{\theta}$ in (51), $\tilde{V}(\mathbf{x}_k)$ in (52), and \mathbf{u}_k^* in (49) are all uniquely determined by \mathbf{P} . Further note that equation (52) is satisfied for all \mathbf{x}_k , it follows that \mathbf{P} satisfies the following NME:

$$\begin{aligned}
\mathbf{P} = \mathbb{E}[\mathbf{S}^c] &= \mathbf{A}^T \mathbf{P} \mathbf{A} - \mathbb{E}[\delta_k \mathbf{A}^T \mathbf{P} \mathbf{B} \mathbf{H}_k (\delta_k \mathbf{H}_k^T \mathbf{B}^T \mathbf{P} \mathbf{B} \mathbf{H}_k \\
& + \delta_k \mathbf{H}_k^T \mathbf{M} \mathbf{H}_k + \mathbf{R})^{-1} \mathbf{H}_k^T \mathbf{B}^T \mathbf{P} \mathbf{A}] + \mathbf{Q}. \quad (53)
\end{aligned}$$

As a result, if the solution \mathbf{P}^* to the NME (53) is unique, then $\tilde{\theta}$, $\tilde{V}(\mathbf{x}_k)$, and \mathbf{u}_k^* all are also unique. Therefore, Lemma 1 is proved.

C. Proof of Lemma 2

According to the Popov–Belevitch–Hautus (PBH) test, the pair (\mathbf{A}, \mathbf{B}) is controllable if and only if there exists no left eigenvector of \mathbf{A} orthogonal to the columns of \mathbf{B} . This means that provided (\mathbf{A}, \mathbf{B}) is controllable, if there is a vector-scalar pair (λ, \mathbf{v}) , $\lambda \in \mathbb{R}$, $\mathbf{v} \in \mathbb{R}^S$, such that $\mathbf{A} \mathbf{v} = \lambda \mathbf{v}$ and $\mathbf{B}^T \mathbf{v} = \mathbf{0}$, then $\mathbf{v} = \mathbf{0}$.

We first prove the following proposition.

Proposition 1: $\delta_k \mathbf{B}\mathbf{H}_k$ is statistically identical to $\delta_k (\mathbf{B}\mathbf{B}^T)^{\frac{1}{2}} \tilde{\mathbf{H}}_k$, where each element of $\tilde{\mathbf{H}}_k \in \mathbb{R}^{S \times N_t}$ is i.i.d. Gaussian distributed with zero mean and unit variance.

Proof: For any realization of δ_k , if $\text{Rank}(\mathbf{B}\mathbf{B}^T) = S$, i.e., $(\mathbf{B}\mathbf{B}^T)^{\frac{1}{2}}$ is full rank, then we choose $\tilde{\mathbf{H}}_k$ to be

$$\tilde{\mathbf{H}}_k = (\mathbf{B}\mathbf{B}^T)^{-\frac{1}{2}} \mathbf{B}\mathbf{H}_k. \quad (54)$$

Since each element of \mathbf{H}_k is i.i.d. Gaussian distributed with zero mean and unit variance, it follows that each element of $\tilde{\mathbf{H}}_k$ is also i.i.d. Gaussian distributed with zero mean and unit variance.

In the case that $(\mathbf{B}\mathbf{B}^T)^{\frac{1}{2}}$ is rank deficient, let $\text{Rank}((\mathbf{B}\mathbf{B}^T)^{\frac{1}{2}}) = \eta_B < S$. Denote the singular value decomposition of $(\mathbf{B}\mathbf{B}^T)^{\frac{1}{2}}$ be $(\mathbf{B}\mathbf{B}^T)^{\frac{1}{2}} = \mathbf{U}^T \mathbf{\Lambda}^{\frac{1}{2}} \mathbf{U}$, where $\mathbf{\Lambda} = \text{diag}(\lambda_1, \dots, \lambda_{\eta_B}, 0, \dots, 0)$, λ_i ($1 \leq i \leq \eta_B$) are the η_B nonzero singular values of $(\mathbf{B}\mathbf{B}^T)$. Denote $\tilde{\mathbf{\Lambda}} = \text{diag}((\lambda_1)^{-1}, \dots, (\lambda_{\eta_B})^{-1}, 0, \dots, 0)$, denote $\left[\begin{smallmatrix} \tilde{\mathbf{H}}(k) \\ \end{smallmatrix} \right]_{l,m}$ as the $S \times S$ dimensional matrix with all the elements being 0 except the l -th row and m -th column element being $\left(\tilde{\mathbf{H}}(k) \right)_{l,m}$. Denote $h_{l,m}(k) = \left(\mathbf{U}_2^T \tilde{\mathbf{\Lambda}} \mathbf{U}_2 \mathbf{B}\mathbf{H}(k) \right)_{l,m}$. Let $g_{l,m}(k)$ an i.i.d. Gaussian distributed random variable with zero mean and unit variance. In this case, $\tilde{\mathbf{H}}(k)$ is given by:

$$\left(\tilde{\mathbf{H}}(k) \right)_{l,m} = \begin{cases} h_{l,m}(k), & \text{if } h_{l,m}(k) \neq 0; \\ g_{l,m}(k), & \text{otherwise.} \end{cases} \quad (55)$$

Therefore, Proposition 1 is proved. \blacksquare

In the following, we prove Lemma 2 based on the above PBH test and Proposition 1.

Proof of (a.1): Given $\delta_k = 1$, suppose that there is a vector-scalar pair $(\tilde{\lambda}, \tilde{\mathbf{v}})$ such that $\mathbf{A}\tilde{\mathbf{v}} = \tilde{\lambda}\tilde{\mathbf{v}}$ and

$$\left((\mathbf{B}\mathbf{B}^T)^{\frac{1}{2}} \tilde{\mathbf{H}}_k \right)^T \tilde{\mathbf{v}} = \left(\tilde{\mathbf{H}}_k \right)^T (\mathbf{B}\mathbf{B}^T)^{\frac{1}{2}} \tilde{\mathbf{v}} = \mathbf{0}. \quad (56)$$

Since $N_t \geq S$, it follows that $\tilde{\mathbf{H}}_k \left(\tilde{\mathbf{H}}_k \right)^T$ is full rank w.p.1..

Multiplying $\left(\tilde{\mathbf{H}}_k \left(\tilde{\mathbf{H}}_k \right)^T \right)^{-1} \tilde{\mathbf{H}}_k$ on both sides of (56), it follows that $(\mathbf{B}\mathbf{B}^T)^{\frac{1}{2}} \tilde{\mathbf{v}} = \mathbf{0}$. Since $(\mathbf{B}\mathbf{B}^T)^{\frac{1}{2}}$ and $(\mathbf{B}\mathbf{B}^T)$ have the same null-space, we conclude that

$$\mathbf{B}\mathbf{B}^T \tilde{\mathbf{v}} = \mathbf{0}. \quad (57)$$

Multiplying $\tilde{\mathbf{v}}^T$ on both sides of (57), it follows that $\|\mathbf{B}^T \tilde{\mathbf{v}}\|_2^2 = 0$, which leads to $\mathbf{B}^T \tilde{\mathbf{v}} = \mathbf{0}$. Since the pair (\mathbf{A}, \mathbf{B}) is controllable, we conclude that $\tilde{\mathbf{v}} = \mathbf{0}$. As a result, $(\mathbf{A}, \mathbf{B}\mathbf{H}_k)$ is almost surely controllable. Therefore, (a.1) in Lemma 2 is proved.

Proof of (b.1): Based on the proof of (a.1), we know that given $N_t \geq S$ and $\delta_k = 1$, $(\mathbf{A}, \mathbf{B}\mathbf{H}_k)$ is almost surely controllable. Therefore, in the case $N_r \geq S$ and $0 < \Pr(\delta_k = 1) < 1$, $(\mathbf{A}, \delta_k \mathbf{B}\mathbf{H}_k)$ is almost surely controllable when $\delta_k = 1$, and when $\delta_k = 0$, $(\mathbf{A}, \mathbf{0})$ is uncontrollable. Therefore, (b.1) in Lemma 2 is proved.

In the case that $N_t < S$, $\tilde{\mathbf{H}}_k \left(\tilde{\mathbf{H}}_k \right)^T$ is rank deficient and $\text{Rank}(\tilde{\mathbf{H}}_k) = N_r$ w.p.1.. We have

$$\begin{aligned} \left(\tilde{\mathbf{H}}_k \right)^T \mathbf{B}\mathbf{B}^T \tilde{\mathbf{v}} &= \left(\tilde{\mathbf{H}}_k \right)^T \mathbf{U}^T \mathbf{\Xi} \mathbf{U} \tilde{\mathbf{v}} = \hat{\mathbf{H}}_k \mathbf{\Lambda} \hat{\mathbf{v}} = \\ & \left[\left(\hat{\mathbf{H}}_k \right)_{1:N_t;1:\eta_B} \cdot \text{diag}(\lambda_1, \dots, \lambda_{\eta_B}), \mathbf{0}_{N_t \times (S-\eta_B)} \right] \begin{bmatrix} \hat{\mathbf{v}}_1 \\ \hat{\mathbf{v}}_2 \end{bmatrix}, \end{aligned} \quad (58)$$

where $\hat{\mathbf{H}}_k = \left(\mathbf{U} \tilde{\mathbf{H}}_k \right)^T \in \mathbb{R}^{N_t \times S}$ is a random matrix with each element being i.i.d. Gaussian distributed with zero mean and unit variance, $\hat{\mathbf{v}}_1 \in \mathbb{R}^{\eta_B \times 1}$, $\hat{\mathbf{v}}_2 \in \mathbb{R}^{(S-\eta_B) \times 1}$ and $\hat{\mathbf{v}} = \begin{bmatrix} \hat{\mathbf{v}}_1^T \\ \hat{\mathbf{v}}_2^T \end{bmatrix}^T = \mathbf{U} \tilde{\mathbf{v}}$.

Now suppose $\left(\tilde{\mathbf{H}}_k \right)^T \mathbf{B}\mathbf{B}^T \tilde{\mathbf{v}} = \mathbf{0}$, it follows that $\hat{\mathbf{v}}_1$ must lie in the null space of $\left(\hat{\mathbf{H}}_k \right)_{1:N_t;1:\eta_B} \cdot \text{diag}(\lambda_1, \dots, \lambda_{\eta_B})$, whereas $\hat{\mathbf{v}}_2$ can take any value provided that $\hat{\mathbf{v}}_2 \in \mathbb{R}^{(S-\eta_B) \times 1}$. In the following, we separate $N_t < S$ into two sub-cases: $\eta_B \leq N_t < S$ and $N_t < \eta_B$.

Proof of (a.2): In the case that $\eta_B \leq N_t < S$, the left inverse of $\left(\hat{\mathbf{H}}_k \right)_{1:N_t;1:\eta_B}$ exists, and

$$\left(\hat{\mathbf{H}}_k \right)_{1:N_t;1:\eta_B} \cdot \text{diag}(\lambda_1, \dots, \lambda_{\eta_B}) \hat{\mathbf{v}}_1 = \mathbf{0} \iff \hat{\mathbf{v}}_1 = \mathbf{0}. \quad (59)$$

Moreover, note that $\mathbf{A}\tilde{\mathbf{v}} = \mathbf{A}\mathbf{U}^T \mathbf{U}\tilde{\mathbf{v}}$, it follows that

$$\begin{aligned} \mathbf{U}\mathbf{A}\tilde{\mathbf{v}} &= (\mathbf{U}\mathbf{A}\mathbf{U}^T) \mathbf{U}\tilde{\mathbf{v}} = \tilde{\mathbf{A}}\hat{\mathbf{v}} \\ &= \begin{bmatrix} \tilde{\mathbf{A}}_{11} & \tilde{\mathbf{A}}_{12} \\ \tilde{\mathbf{A}}_{21} & \tilde{\mathbf{A}}_{22} \end{bmatrix} \begin{bmatrix} \mathbf{0} \\ \hat{\mathbf{v}}_2 \end{bmatrix} = \begin{bmatrix} \tilde{\mathbf{A}}_{12} \hat{\mathbf{v}}_2 \\ \tilde{\mathbf{A}}_{22} \hat{\mathbf{v}}_2 \end{bmatrix}. \end{aligned} \quad (60)$$

Therefore, $\tilde{\mathbf{A}}\hat{\mathbf{v}} = \lambda\hat{\mathbf{v}}$ is equivalent to $\tilde{\mathbf{A}}_{12}\hat{\mathbf{v}}_2 = \mathbf{0}$ and $\tilde{\mathbf{A}}_{22}\hat{\mathbf{v}}_2 = \lambda\hat{\mathbf{v}}_2$. It follows that $\hat{\mathbf{v}}_2 = \mathbf{0}$ if and only if the pair $(\tilde{\mathbf{A}}_{22}, \tilde{\mathbf{A}}_{12}^T)$ is controllable. As a result, we conclude that when $N_t \geq \eta_B$ and $(\tilde{\mathbf{A}}_{22}, \tilde{\mathbf{A}}_{12}^T)$ is controllable, the $\tilde{\mathbf{v}}$ that simultaneously satisfies $\left(\tilde{\mathbf{H}}_k \right)^T \mathbf{B}\mathbf{B}^T \tilde{\mathbf{v}} = \mathbf{0}$ and $\tilde{\mathbf{A}}\hat{\mathbf{v}} = \lambda\hat{\mathbf{v}}$ is $\hat{\mathbf{v}} = \mathbf{0}$, i.e., $(\mathbf{A}, \mathbf{B}\mathbf{H}_k)$ is controllable w.p.1.. Therefore, (a.2) in Lemma 2 is proved.

Proof of (a.3): In the case that $N_t < \eta_B$, the left inverse of $\left(\hat{\mathbf{H}}_k \right)_{1:N_t;1:\eta_B}$ does not exist and equation (59) no longer holds, and the analysis approach for $N_t \geq \eta_B$ cannot be applied. In this case, we shall exploit the null space property of the Gaussian random matrix [36]. Based on Lemma 1 in [36], it follows that

$$\begin{aligned} \left(\hat{\mathbf{H}}_k \right)_{1:N_t;1:\eta_B} \cdot \text{diag}(\lambda_1, \dots, \lambda_{\eta_B}) \hat{\mathbf{v}}_1 &= \mathbf{0} \\ \iff \hat{\mathbf{v}}_1 &= \text{diag}(\lambda_1^{-1}, \dots, \lambda_{\eta_B}^{-1}) \mathbf{Z}\mathbf{n}, \end{aligned} \quad (61)$$

where $\mathbf{Z} \in \mathbb{R}^{\eta_B \times (\eta_B - N_t)}$ has i.i.d. $\mathcal{N}(0, 1)$ entries and $\mathbf{n} \in \mathbb{R}^{(\eta_B - N_t) \times 1}$ is a constant vector. $\hat{\mathbf{v}}_2$ still can take any value provided that $\hat{\mathbf{v}}_2 \in \mathbb{R}^{(S-\eta_B) \times 1}$. Now suppose $(\mathbf{A}, \mathbf{B}\mathbf{H}_k)$ is uncontrollable with positive probability, it follows that there

are a total number $(\eta_B - N_t)$ pairs of $(\widehat{\mathbf{v}}_1^{(i)}, \widehat{\mathbf{v}}_2^{(i)})$ such that $\widetilde{\mathbf{A}}\widehat{\mathbf{V}} = \lambda\widehat{\mathbf{V}}$, where $\widehat{\mathbf{V}} \in \mathbb{R}^{S \times N_t}$ is given by

$$\widehat{\mathbf{V}} = \begin{bmatrix} \widehat{\mathbf{v}}_1^{(1)}, & \dots, & \widehat{\mathbf{v}}_1^{(\eta_B - N_t)} \\ \widehat{\mathbf{v}}_2^{(1)}, & \dots, & \widehat{\mathbf{v}}_2^{(\eta_B - N_t)} \end{bmatrix}, \quad (62)$$

where $\widehat{\mathbf{v}}_1^{(1)}, \dots, \widehat{\mathbf{v}}_1^{(\eta_B - N_t)}$ are linearly independent, i.e., $\text{Rank}(\widehat{\mathbf{V}}) \geq (\eta_B - N_t)$. Therefore, there exists a $\widehat{\mathbf{V}} \neq \mathbf{0}$ such that $\widetilde{\mathbf{A}}\widehat{\mathbf{V}} = \lambda\widehat{\mathbf{V}}$ if and only if $\dim(\text{Null}(\widetilde{\mathbf{A}} - \lambda\mathbf{I})) \geq (\eta_B - N_t)$. Note that if $\text{Rank}(\widetilde{\mathbf{A}} - \lambda\mathbf{I}) > (S - \eta_B + N_t)$, $\forall \lambda \in \mathbb{C}$, then $\dim(\text{Null}(\widetilde{\mathbf{A}} - \lambda\mathbf{I})) < (\eta_B - N_t)$. Therefore, when $\text{Rank}(\widetilde{\mathbf{A}} - \lambda\mathbf{I}) > (S - \eta_B + N_t)$, $\forall \lambda \in \mathbb{C}$, $\widetilde{\mathbf{A}}\widehat{\mathbf{V}} = \lambda\widehat{\mathbf{V}}$ if and only if $\widehat{\mathbf{V}} = \mathbf{0}$. Therefore, we conclude that when $N_t < \eta_B$ and $\text{Rank}(\widetilde{\mathbf{A}} - \lambda\mathbf{I}) > (S - \eta_B + N_t)$, $\forall \lambda \in \mathbb{C}$, the $\tilde{\mathbf{v}}$ that simultaneously satisfies $(\widetilde{\mathbf{H}}_k)^T \mathbf{B}\mathbf{B}^T \tilde{\mathbf{v}} = \mathbf{0}$ and $\widetilde{\mathbf{A}}\tilde{\mathbf{v}} = \lambda\tilde{\mathbf{v}}$ is $\tilde{\mathbf{v}} = \mathbf{0}$, i.e., $(\mathbf{A}, \mathbf{B}\mathbf{H}_k)$ is controllable w.p.1. Therefore, (a.3) in Lemma 2 is proved.

Proof of (b.2), (b.3): Note that given $\delta_k = 1$, condition (b.2) and (b.3) are reduced to condition (a.2) and (a.3), respectively. Further note that when $\delta_k = 0$, $(\mathbf{A}, \mathbf{0})$ is uncontrollable, it follows that (b.2), and (b.3) in Lemma 2 is proved.

Proof of (c): Based on the proof of case (a) and (b), it follows that in the case $\eta_B \leq N_t < S$, if $(\widetilde{\mathbf{A}}_{22}, \widetilde{\mathbf{A}}_{12}^T)$ is uncontrollable, then $(\mathbf{A}, \delta_k \mathbf{B}\mathbf{H}_k)$ is uncontrollable w.p.1. regardless of the realization of δ_k . In the case that $N_t < \eta_B$, if $\exists \lambda \in \mathbb{C}$ such that $\text{Rank}(\widetilde{\mathbf{A}} - \lambda\mathbf{I}) \leq (S - \eta_B + N_t)$, then $(\mathbf{A}, \mathbf{B}\mathbf{H}_k)$ is uncontrollable w.p.1. regardless of the realization of δ_k . Therefore, (c) in Lemma 2 is proved.

D. Proof of Theorem 4 and Lemma 3

Applying Lemma 4 in [37], it follows that, for given realizations of \mathbf{H}_k and δ_k , the NME (13) can be represented as

$$\begin{aligned} \mathbf{P} &= \mathbf{A}^T \mathbf{P} \mathbf{A} - \mathbf{A}^T \mathbf{P} \Psi_k (\Psi_k^T \mathbf{P} \Psi_k + \mathbf{I})^{-1} \Psi_k^T \mathbf{P} \mathbf{A} + \mathbf{Q} \\ &= \mathbf{A} \left(\Psi_k \Psi_k^T + (\mathbf{P})^{-1} \right)^{-1} \mathbf{A}^T + \mathbf{Q}, \end{aligned} \quad (63)$$

where

$$\Psi_k = \delta_k \mathbf{B}\mathbf{H}_k (\delta_k \mathbf{H}_k^T \mathbf{M}\mathbf{H}_k + \mathbf{R})^{-\frac{1}{2}}. \quad (64)$$

Let the SVD of $\Psi_k \Psi_k^T$ be $\Psi_k \Psi_k^T = \mathbf{V}_k^T \mathbf{\Pi}_k \mathbf{V}_k$, it follows equation (63) can be further simplified as

$$\mathbf{P} = \mathbf{A}^T \mathbf{V}_k^H \left(\mathbf{\Pi}_k + (\mathbf{V}_k \mathbf{P} \mathbf{V}_k^H)^{-1} \right)^{-1} \mathbf{V}_k \mathbf{A} + \mathbf{Q}. \quad (65)$$

We now decompose $\mathbf{V}_k \mathbf{P} \mathbf{V}_k^H$ into two parts with $\mathbf{V}_k \mathbf{P} \mathbf{V}_k^H = \widetilde{\mathbf{P}}_k^{uc} + \widetilde{\mathbf{P}}_k^c$. Let

$$\begin{aligned} \widetilde{\mathbf{P}}_k^{uc} &= (\mathbf{I} - \mathbf{\Lambda}_k) \mathbf{V}_k \mathbf{P} \mathbf{V}_k^H (\mathbf{I} - \mathbf{\Lambda}_k) \\ &\quad - \begin{bmatrix} \mathbf{0} & \mathbf{0} \\ \mathbf{0} & \mathbf{L}_k^T (\mathbf{V}_k \mathbf{P} \mathbf{V}_k^H)_{\gamma_k} \mathbf{L}_k \end{bmatrix}, \end{aligned} \quad (66)$$

$$\widetilde{\mathbf{P}}_k^c = \begin{bmatrix} (\mathbf{V}_k \mathbf{P} \mathbf{V}_k^H)_{\gamma_k} & (\mathbf{V}_k \mathbf{P} \mathbf{V}_k^H)_{\gamma_k} \mathbf{L}_k \\ \mathbf{L}_k^T (\mathbf{V}_k \mathbf{P} \mathbf{V}_k^H)_{\gamma_k} & \mathbf{L}_k^T (\mathbf{V}_k \mathbf{P} \mathbf{V}_k^H)_{\gamma_k} \mathbf{L}_k \end{bmatrix}. \quad (67)$$

It is easy to verify that $\widetilde{\mathbf{P}}_k^{uc} \in \mathbb{S}_+^S$ and $\mathbf{\Pi}_k \widetilde{\mathbf{P}}_k^{uc} = \mathbf{0}$; $\widetilde{\mathbf{P}}_k^c \in \mathbb{S}_+^S$ and $\ker(\mathbf{\Pi}_k \widetilde{\mathbf{P}}_k^c) = \ker(\widetilde{\mathbf{P}}_k^c)$. Therefore, $\mathbf{P}_k^{uc} = \mathbf{V}_k^T \widetilde{\mathbf{P}}_k^{uc} \mathbf{V}_k$ and $\mathbf{P}_k^c = \mathbf{V}_k^T \widetilde{\mathbf{P}}_k^c \mathbf{V}_k$. Therefore, Theorem 4 is proved.

Substitute (18) and (19) into (13), it follows that

$$\begin{aligned} \mathbf{P} &= \mathbb{E}[\mathbf{A}^T (\mathbf{P}_k^{uc} + \mathbf{P}_k^c) \mathbf{A} - \mathbf{A}^T (\mathbf{P}_k^{uc} + \mathbf{P}_k^c) \Psi_k \\ &\quad \cdot (\Psi_k (\mathbf{P}_k^{uc} + \mathbf{P}_k^c) \Psi_k^T + \mathbf{I})^{-1} \Psi_k^T (\mathbf{P}_k^{uc} + \mathbf{P}_k^c) \mathbf{A}] + \mathbf{Q}. \end{aligned} \quad (68)$$

Further note that $\Psi_k^T \mathbf{P}_k^{uc} = \mathbf{0}$, it follows that (68) can be simplified as

$$\begin{aligned} \mathbf{P} &= \mathbb{E}[\mathbf{A}^T (\mathbf{P}_k^{uc} + \mathbf{P}_k^c) \mathbf{A} - \mathbf{A}^T \mathbf{P}_k^c \Psi_k \\ &\quad \cdot (\Psi_k \mathbf{P}_k^c \Psi_k^T + \mathbf{I})^{-1} \Psi_k^T \mathbf{P}_k^c \mathbf{A}] + \mathbf{Q}. \end{aligned} \quad (69)$$

Therefore, Lemma 3 is proved.

E. Proof of Theorem 5

We first prove the existence of \mathbf{P}^* that satisfies the NME (13) when the closed-loop control system is almost surely controllable, i.e., one of the three conditions (a.1), (a.2) and (a.3) in Lemma 2 is satisfied. Specifically, denote $g(\mathbf{P}) = f(\mathbf{P}) + \mathbf{P}$, it suffices to prove there is a \mathbf{P}^* such that $\mathbf{P}^* = g(\mathbf{P}^*)$. Note that there is a $\mathbf{P}^{(1)} = \mathbf{0}$ such that $\mathbf{P}^{(1)} = \mathbf{0} < g(\mathbf{P}^{(1)}) = \mathbf{Q}$. Furthermore, for any given realization of $\mathbf{H}_k = \mathbf{H}$, $g(\mathbf{P}|\mathbf{H}_k = \mathbf{H})$ can be represented as

$$\begin{aligned} g(\mathbf{P}|\mathbf{H}_k = \mathbf{H}) &= \mathbf{A}^T (\mathbf{I} - \mathbf{K}\Psi) \mathbf{P} (\mathbf{I} - \mathbf{K}\Psi)^T \mathbf{A} \\ &\quad + \mathbf{A}^T \mathbf{K}\mathbf{K}^T \mathbf{A} + \mathbf{Q} \\ &\leq \mathbf{A}^T (\mathbf{I} - \widetilde{\mathbf{K}}\Psi) \mathbf{P} (\mathbf{I} - \widetilde{\mathbf{K}}\Psi)^T \mathbf{A} + \mathbf{A}^T \widetilde{\mathbf{K}}\widetilde{\mathbf{K}}^T \mathbf{A} + \mathbf{Q}, \end{aligned} \quad (70)$$

where $\Psi = \Psi_k|_{\mathbf{H}_k = \mathbf{H}}$, $\mathbf{K} = \mathbf{P}\Psi(\Psi^T \mathbf{P}\Psi + \mathbf{I})^{-1}$ and $\widetilde{\mathbf{K}}$ is a constant matrix such that $\mathbf{A}^T (\mathbf{I} - \widetilde{\mathbf{K}}\Psi)$ is Hurwitz. It follows that there exists

$$\begin{aligned} \mathbf{P}^{(2)} &= \\ &\sum_{i=0}^{\infty} (\mathbf{A}^T (\mathbf{I} - \widetilde{\mathbf{K}}\Psi))^i (\mathbf{A}^T \widetilde{\mathbf{K}}\widetilde{\mathbf{K}}^T \mathbf{A} + \mathbf{Q}) ((\mathbf{I} - \widetilde{\mathbf{K}}\Psi)^T \mathbf{A})^i \end{aligned} \quad (71)$$

such that $\mathbf{P}^{(2)} \geq g(\mathbf{P}^{(2)}|\mathbf{H}_k = \mathbf{H}) > \mathbf{0}$. Further note that

$$\begin{aligned} \Psi_k \Psi_k^T &= \delta_k \mathbf{B}\mathbf{H}_k (\delta_k \mathbf{H}_k^T \mathbf{M}\mathbf{H}_k + \mathbf{R})^{-1} \mathbf{H}_k^T \mathbf{B}^T \\ &= \mathbf{B} (\mathbf{M})^{-1} \mathbf{B}^T - \mathbf{B} (\delta_k \mathbf{M}\mathbf{H}_k \mathbf{R}\mathbf{H}_k^T \mathbf{M} + \mathbf{M})^{-1} \mathbf{B}^T. \end{aligned} \quad (72)$$

As a result, if there exist $\mathbf{H}^{(1)}$ and $\mathbf{H}^{(2)}$ such that $\mathbf{H}^{(1)} \mathbf{R} (\mathbf{H}^{(1)})^T > \mathbf{H}^{(2)} \mathbf{R} (\mathbf{H}^{(2)})^T$, we have $\Psi^{(1)} (\Psi^{(1)})^T > \Psi^{(2)} (\Psi^{(2)})^T$ and $g(\mathbf{P}^{(2)}|\mathbf{H}_k = \mathbf{H}^{(1)}) < g(\mathbf{P}^{(2)}|\mathbf{H}_k = \mathbf{H}^{(2)})$. Therefore,

$$\begin{aligned} g(\mathbf{P}^{(2)}) &= \mathbb{E}[g(\mathbf{P}^{(2)})|\mathbf{H}_k \mathbf{R}\mathbf{H}_k^T \geq \mathbf{H}\mathbf{R}\mathbf{H}^T] + \mathbb{E}[g(\mathbf{P}^{(2)})|\mathbf{H}_k \mathbf{R}\mathbf{H}_k^T \\ &< \mathbf{H}\mathbf{R}\mathbf{H}^T] < \mathbf{P}^{(2)} \Pr(\mathbf{H}_k \mathbf{R}\mathbf{H}_k^T \geq \mathbf{H}\mathbf{R}\mathbf{H}^T) + (\mathbf{A}^T \mathbf{P}^{(2)} \mathbf{A} + \mathbf{Q}) \\ &\quad \cdot \Pr(\mathbf{H}_k \mathbf{R}\mathbf{H}_k^T < \mathbf{H}\mathbf{R}\mathbf{H}^T). \end{aligned} \quad (73)$$

By letting $\mathbf{H} \rightarrow \mathbf{0}$, we have $\Pr(\mathbf{H}_k \mathbf{R} \mathbf{H}_k^T \geq \mathbf{H} \mathbf{R} \mathbf{H}^T) \rightarrow 1$. It follows that there exists $\mathbf{P}^{(2)} \geq g(\mathbf{P}^{(2)})$. We now construct two matrix sequences:

$$\left\{ \mathbf{P}_k^{(1)} : \mathbf{P}_{k+1}^{(1)} = g(\mathbf{P}_k^{(1)}), \mathbf{P}_0^{(1)} = \mathbf{P}^{(1)}, k \geq 0 \right\}, \quad (74)$$

$$\left\{ \mathbf{P}_k^{(2)} : \mathbf{P}_{k+1}^{(2)} = g(\mathbf{P}_k^{(2)}), \mathbf{P}_0^{(2)} = \mathbf{P}^{(2)}, k \geq 0 \right\}. \quad (75)$$

Due to the monotonicity of $g(\cdot)$, it follows that $\mathbf{P}_{k+1}^{(1)} \geq \mathbf{P}_k^{(1)}, \forall k \geq 0$, and $\mathbf{P}_{k+1}^{(2)} \leq \mathbf{P}_k^{(2)}, \forall k \geq 0$. Therefore, we have

$$\mathbf{P}_k^{(1)} \leq \mathbf{P}_{k+1}^{(1)} \leq \mathbf{P}_{k+1}^{(2)} \leq \mathbf{P}_k^{(2)} \leq \mathbf{P}^{(2)}. \quad (76)$$

Therefore, the monotonically increasing sequence $\left\{ \mathbf{P}_k^{(1)}, k \geq 0 \right\}$ is bounded from above, i.e., $\mathbf{P}_k^{(1)} \leq \mathbf{P}^{(2)}, \forall k \geq 0$, it follows that the sequence $\left\{ \mathbf{P}_k^{(1)}, k \geq 0 \right\}$ is convergent, i.e., there is a $(\mathbf{P}^{(1)})^*$ such that

$$\lim_{k \rightarrow \infty} \mathbf{P}_k^{(1)} = (\mathbf{P}^{(1)})^* = g\left(\left(\mathbf{P}^{(1)}\right)^*\right). \quad (77)$$

Therefore, we prove the existence of \mathbf{P}^* that satisfies the NME (13) when one of the three conditions (a.1), (a.2) and (a.3) in Lemma 2 is satisfied.

We now prove the existence of \mathbf{P}^* such that $\mathbf{P}^* = g(\mathbf{P}^*)$ under the sufficient condition (21). Based on Lemma 3, we substitute \mathbf{P}_k^c (18) and \mathbf{P}_k^{uc} (19) into the decomposed NME (20). The \mathbf{P}_k^{uc} dependent terms in the decomposed NME (20) can be represented as

$$\begin{aligned} \mathbf{A}^T \mathbb{E}[\mathbf{P}_k^{uc}] \mathbf{A} &= \mathbf{A}^T \mathbb{E}[\mathbf{V}_k^T (\mathbf{I} - \mathbf{\Pi}_k) \mathbf{V}_k \mathbf{P} \mathbf{V}_k^T (\mathbf{I} - \mathbf{\Pi}_k) \mathbf{V}_k] \mathbf{A} \\ &- \mathbf{A}^T \mathbb{E}[\mathbf{V}_k^T \begin{bmatrix} \mathbf{0}_{\gamma_k} & \mathbf{0}_{\gamma_k \times (S-\gamma_k)} \\ \mathbf{0}_{(S-\gamma_k) \times \gamma_k} & \Sigma_k^T (\mathbf{V}_k \mathbf{P} \mathbf{V}_k^H)_{\gamma_k} \Sigma_k \end{bmatrix} \mathbf{V}_k] \mathbf{A}. \end{aligned} \quad (78)$$

Moreover, denote $\widetilde{\mathbf{\Lambda}}_k = \text{diag}\left(\left(\mathbf{\Lambda}_k\right)_{\gamma_k}^{\frac{1}{2}}, \mathbf{I}_{(S-\gamma_k)}\right)$, it follows that

$$\delta_k \mathbf{B} \mathbf{H}_k (\delta_k \mathbf{H}_k^T \mathbf{M} \mathbf{H}_k + \mathbf{R})^{-1} \mathbf{H}_k^T \mathbf{B}^T = \mathbf{V}_k^T \widetilde{\mathbf{\Lambda}}_k \mathbf{\Pi}_k \widetilde{\mathbf{\Lambda}}_k \mathbf{V}_k. \quad (79)$$

Denote $(\mathbf{V}_k \mathbf{P} \mathbf{V}_k^T)_{\gamma_k} = \mathbf{P}_{\gamma_k}$ and $(\mathbf{\Lambda}_k)_{\gamma_k}^{\frac{1}{2}} (\mathbf{V}_k \mathbf{P} \mathbf{V}_k^T)_{\gamma_k} (\mathbf{\Lambda}_k)_{\gamma_k}^{\frac{1}{2}} = \widetilde{\mathbf{P}}_{\gamma_k}$. The \mathbf{P}_k^c dependent terms in the decomposed NME (20) thus can be represented as

$$\begin{aligned} &\mathbf{A}^T \mathbb{E}[\mathbf{P}_k^c \mathbf{A} - \delta_k \mathbf{A}^T \mathbf{P}_k^c \mathbf{B} \mathbf{H}_k (\delta_k \mathbf{H}_k^T \mathbf{B}^T \mathbf{P}_k^c \mathbf{B} \mathbf{H}_k \\ &+ \delta_k \mathbf{H}_k^T \mathbf{M} \mathbf{H}_k + \mathbf{R})^{-1} \mathbf{H}_k^T \mathbf{B}^T \mathbf{P}_k^c] \mathbf{A} \\ &= \mathbf{A}^T \mathbb{E}[(\mathbf{P}_k^c \mathbf{\Psi}_k \mathbf{\Psi}_k^T + \mathbf{I})^{-1} \mathbf{P}_k^c] \mathbf{A} \\ &= \mathbf{A}^T \mathbb{E}[\mathbf{V}_k^T (\mathbf{V}_k \mathbf{P}_k^c \mathbf{V}_k^T \mathbf{\Lambda}_k + \mathbf{I})^{-1} \mathbf{V}_k \mathbf{P}_k^c \mathbf{V}_k^T \mathbf{V}_k] \mathbf{A} \\ &= \mathbf{A}^T \mathbb{E}[\mathbf{V}_k^T \widetilde{\mathbf{\Lambda}}_k^{-1} (\widetilde{\mathbf{\Lambda}}_k \mathbf{V}_k \mathbf{P}_k^c \mathbf{V}_k^T \widetilde{\mathbf{\Lambda}}_k \mathbf{\Pi}_k + \mathbf{I})^{-1} \\ &\cdot \widetilde{\mathbf{\Lambda}}_k \mathbf{V}_k \mathbf{P}_k^c \mathbf{V}_k^T \widetilde{\mathbf{\Lambda}}_k^{-1} \mathbf{V}_k] \mathbf{A} = \mathbf{A}^T \mathbb{E}[\mathbf{V}_k^T \widetilde{\mathbf{\Lambda}}_k^{-1} \\ &\begin{bmatrix} (\mathbf{I} + \widetilde{\mathbf{P}}_{\gamma_k}^{-1})^{-1} & (\mathbf{I} + \widetilde{\mathbf{P}}_{\gamma_k}^{-1})^{-1} \mathbf{P}_{\gamma_k} \Sigma_k \\ \Sigma_k^T \mathbf{P}_{\gamma_k} (\mathbf{I} + \widetilde{\mathbf{P}}_{\gamma_k}^{-1})^{-1} & \Theta_k \end{bmatrix} \\ &\widetilde{\mathbf{\Lambda}}_k^{-1} \mathbf{V}_k] \mathbf{A}, \end{aligned} \quad (80)$$

where

$$\Theta_k = \Sigma_k^T \mathbf{P}_{\gamma_k} \Sigma_k - \Sigma_k^T \mathbf{P}_{\gamma_k} (\mathbf{I} + \widetilde{\mathbf{P}}_{\gamma_k}^{-1})^{-1} \mathbf{P}_{\gamma_k} \Sigma_k. \quad (81)$$

Substituting (78) and (80) into (20), it follows that

$$\begin{aligned} g(\mathbf{P}) &= \mathbf{Q} + \\ &\mathbf{A}^T \mathbb{E}[\mathbf{V}_k^T (\mathbf{I} - \mathbf{\Pi}_k) \mathbf{V}_k \mathbf{P} \mathbf{V}_k^T (\mathbf{I} - \mathbf{\Pi}_k) \mathbf{V}_k] \mathbf{A} + \mathbf{A}^T \mathbb{E}[\mathbf{V}_k^T \\ &\cdot \begin{bmatrix} (\mathbf{\Lambda}_k)_{\gamma_k}^{-\frac{1}{2}} (\mathbf{I} + \mathbf{P}_{\gamma_k}^{-1})^{-1} (\mathbf{\Lambda}_k)_{\gamma_k}^{-\frac{1}{2}} & (\mathbf{I} + \widetilde{\mathbf{P}}_{\gamma_k}^{-1})^{-1} \mathbf{P}_{\gamma_k} \Sigma_k \\ \Sigma_k^T \mathbf{P}_{\gamma_k} (\mathbf{I} + \widetilde{\mathbf{P}}_{\gamma_k}^{-1})^{-1} & -\widetilde{\Theta}_k \end{bmatrix} \\ &\cdot \mathbf{V}_k] \mathbf{A}, \end{aligned} \quad (82)$$

where

$$\widetilde{\Theta}_k = \Sigma_k^T \mathbf{P}_{\gamma_k} (\mathbf{I} + \widetilde{\mathbf{P}}_{\gamma_k}^{-1})^{-1} \mathbf{P}_{\gamma_k} \Sigma_k \geq \mathbf{0}. \quad (83)$$

Note that $(\mathbf{I} + \mathbf{P}_{\gamma_k}^{-1})^{-1} \leq \mathbf{I}$, it follows that

$$g(\mathbf{P}) < \mathbf{Q} + \mathbf{A}^T \mathbb{E}[\mathbf{V}_k^T (\mathbf{I} - \mathbf{\Pi}_k) \mathbf{V}_k \mathbf{P} \cdot \mathbf{V}_k^T (\mathbf{I} - \mathbf{\Pi}_k) \mathbf{V}_k] \mathbf{A} + \|\mathbf{A}\|^2 \mathbb{E}[\text{Tr}((\mathbf{\Lambda}_k)_{\gamma_k}^{-1})] \mathbf{I} \quad (84)$$

Therefore, under condition (21), there is a $\mathbf{P}^{(2)} = \vartheta \mathbf{I}$ with

$$\vartheta \geq \frac{\|\mathbf{Q}\| + \|\mathbf{A}\|^2 \mathbb{E}[\text{Tr}((\mathbf{\Lambda}_k)_{\gamma_k}^{-1})]}{1 - \|\mathbb{E}[\mathbf{A}^T \mathbf{V}_k^T (\mathbf{I} - \mathbf{\Pi}_k) \mathbf{V}_k \mathbf{A}]\|}, \quad (85)$$

such that $g(\mathbf{P}^{(2)}) \leq \mathbf{P}^{(2)}$. Using similar techniques and constructing the two matrix sequences the same way as in (74) and (75), it follows that

$$\lim_{k \rightarrow \infty} \mathbf{P}_k^{(1)} = (\mathbf{P}^{(1)})^* = g\left(\left(\mathbf{P}^{(1)}\right)^*\right). \quad (86)$$

Therefore, the existence of \mathbf{P}^* that satisfies the NME (13) under the sufficient condition (21) in Lemma 2 is proved.

In the following, we shall prove the uniqueness of \mathbf{P}^* . Suppose there are $(\mathbf{P}^{(1)})^*$ and $(\mathbf{P}^{(2)})^*$ such that $(\mathbf{P}^{(1)})^* = g\left(\left(\mathbf{P}^{(1)}\right)^*\right)$ and $(\mathbf{P}^{(2)})^* = g\left(\left(\mathbf{P}^{(2)}\right)^*\right)$. Then, there is a positive constant $\phi^* \in (0, 1)$ such that $(\mathbf{P}^{(1)})^* \geq \phi^* (\mathbf{P}^{(2)})^*$ and $(\mathbf{P}^{(1)})^* \not\geq \phi (\mathbf{P}^{(2)})^*$ for all $\phi > \phi^*$. Note that

$$\begin{aligned} g(\phi^* (\mathbf{P}^{(2)})^*) &= \mathbb{E}[\mathbf{A}(\mathbf{\Psi}_k \mathbf{\Psi}_k^T + (\phi^* (\mathbf{P}^{(2)})^*)^{-1})^{-1} \mathbf{A}^T] + \mathbf{Q} \\ &\geq \mathbb{E}[(\phi^*)^{-1} \mathbf{A}(\mathbf{\Psi}_k \mathbf{\Psi}_k^T + (\phi^* (\mathbf{P}^{(2)})^*)^{-1})^{-1} \mathbf{A}^T] + \mathbf{Q} \\ &\geq (1 + \varphi) \phi^* g((\mathbf{P}^{(2)})^*), \end{aligned} \quad (87)$$

where $\varphi = \frac{(1-\phi^*)\sigma_{\mathbf{Q}}}{\|\mathbb{E}[(\mathbf{P}^{(2)})^*]\|}$ is a positive constant and $\sigma_{\mathbf{Q}}$ is the minimum singular value of \mathbf{Q} . Further note that

$$\begin{aligned} (\mathbf{P}^{(1)})^* &= g((\mathbf{P}^{(1)})^*) \geq g(\phi^* (\mathbf{P}^{(2)})^*) \\ &\geq (1 + \varphi) \phi^* g((\mathbf{P}^{(2)})^*) = (1 + \varphi) \phi^* (\mathbf{P}^{(2)})^*. \end{aligned} \quad (88)$$

This means that there is a $\phi = (1 + \varphi) \phi^* > \phi^*$ such that $(\mathbf{P}^{(1)})^* \geq \phi (\mathbf{P}^{(2)})^*$, which contradicts the fact that $(\mathbf{P}^{(1)})^* \not\geq \phi (\mathbf{P}^{(2)})^*$ for all $\phi > \phi^*$. As a result, the uniqueness of \mathbf{P}^* that satisfies $(\mathbf{P})^* = g((\mathbf{P})^*)$ is proved. Therefore, Theorem 5 is proved.

F. Proof of Lemma 4 and Lemma 5

Note that

$$\begin{aligned} f(\mathbf{P}^{(1)}) - f(\mathbf{P}^{(2)}) &= \mathbf{P}^{(2)} - \mathbf{P}^{(1)} \\ \mathbb{E}[\mathbf{A}^T(\mathbf{I} - \mathbf{K}_k^{(1)}\boldsymbol{\Psi}_k)\mathbf{P}^{(1)}(\mathbf{I} - \mathbf{K}_k^{(1)}\boldsymbol{\Psi}_k)\mathbf{A} + \mathbf{K}_k^{(1)}(\mathbf{K}_k^{(1)})^T] - \\ \mathbb{E}[\mathbf{A}^T(\mathbf{I} - \mathbf{K}_k^{(2)}\boldsymbol{\Psi}_k)\mathbf{P}^{(2)}(\mathbf{I} - \mathbf{K}_k^{(2)}\boldsymbol{\Psi}_k)^T\mathbf{A} + \mathbf{K}_k^{(2)}(\mathbf{K}_k^{(2)})^T] \\ &\leq \mathbb{E}[\mathbf{A}^T(\mathbf{I} - \mathbf{K}_k^{(2)}\boldsymbol{\Psi}_k)(\mathbf{P}^{(1)} - \mathbf{P}^{(2)})(\mathbf{I} - \mathbf{K}_k^{(2)}\boldsymbol{\Psi}_k)^T\mathbf{A}]. \end{aligned} \quad (89)$$

Note that $\|\mathbf{A}^T(\mathbf{I} - \mathbf{K}_k^{(2)}\boldsymbol{\Psi}_k)\| \leq \|\mathbf{A}\|$, it follows that

$$\begin{aligned} &\|f(\mathbf{P}^{(1)}) - f(\mathbf{P}^{(2)})\| \\ &\leq \|\mathbf{P}^{(1)} - \mathbf{P}^{(2)}\| + \mathbb{E}\left[\|\mathbf{A}^T(\mathbf{I} - \mathbf{K}_k^{(2)}\boldsymbol{\Psi}_k)\|^2\|\mathbf{P}^{(1)} - \mathbf{P}^{(2)}\|\right] \\ &\leq (1 + \|\mathbf{A}\|^2)\|\mathbf{P}^{(1)} - \mathbf{P}^{(2)}\|. \end{aligned} \quad (90)$$

Note that for any given realization of \mathbf{P}_k , $\mathbf{N}_{k+1} = (\hat{f}(\mathbf{P}_{k+1}) - f(\mathbf{P}_{k+1}))$ is a function of $\{\delta_{k+1}, \mathbf{H}_{k+1}\}$. Moreover, due to the i.i.d. property of $\{\delta_{k+1}, \mathbf{H}_{k+1}\}$, it follows that $\mathbb{E}[\hat{f}(\mathbf{P}_{k+1}) - f(\mathbf{P}_{k+1}) | \mathbf{P}_k] = \mathbf{0}$. Therefore, $\mathbb{E}[\mathbf{N}_{k+1} | \mathcal{F}_k] = \mathbf{0}, \forall k > 0$.

Note that

$$\begin{aligned} \mathbb{E}[\|\mathbf{N}_{k+1}\|^2 | \mathbf{P}_k] &\leq \mathbb{E}[\|\hat{f}(\mathbf{P}_{k+1}) - \mathbf{Q}\|^2 + \|f(\mathbf{P}_{k+1}) - \mathbf{Q}\|^2 | \mathbf{P}_k] \\ &\leq \mathbb{E}[\|\mathbf{A}(\boldsymbol{\Psi}_k\boldsymbol{\Psi}_k^T + (\mathbf{P}_k)^{-1})^{-1}\mathbf{A}^T\|^2 | \mathbf{P}_k] \\ &\quad + \|\mathbb{E}[\mathbf{A}(\boldsymbol{\Psi}_k\boldsymbol{\Psi}_k^T + (\mathbf{P}_k)^{-1})^{-1}\mathbf{A}^T | \mathbf{P}_k]\|^2 \\ &\leq 2\|\mathbf{A}\mathbf{P}_k\mathbf{A}^T\|^2 \leq 2\|\mathbf{A}\|^2\|\mathbf{P}_k\|^2. \end{aligned} \quad (91)$$

Therefore, Lemma 4 is proved.

According to Theorem 2.1 in Chapter 5 of [38], when all the conditions in Lemma 4 are satisfied, if the limiting ODE (29) has a unique equilibrium point \mathbf{P}^* that is globally asymptotically stable, then \mathbf{P}_k converges to \mathbf{P}^* with probability 1. Therefore, Lemma 5 is proved.

G. Proof of Lemma 6

Let $L = N\xi$ for some $N > 0$. For $t > 0$, denote $[t] = \max\{k\xi : n > 0, k\xi < t\}$. For $n \geq 0$ and $1 \leq l \leq L$, we have

$$\bar{\mathbf{P}}(t_{k+l}) = \bar{\mathbf{P}}(t_k) + \int_{t_k}^{t_{k+l}} f(\bar{\mathbf{P}}([t])) dt, \quad (92)$$

$$\begin{aligned} \mathbf{P}^{t_k}(t_{k+l}) &= \bar{\mathbf{P}}(t_k) + \int_{t_k}^{t_{k+l}} f(\mathbf{P}^{t_k}([t])) dt \\ &\quad + \int_{t_k}^{t_{k+l}} (f(\mathbf{P}^{t_k}(t)) - f(\mathbf{P}^{t_k}([t]))) dt. \end{aligned} \quad (93)$$

Subtracting (93) from (92) and noting that

$$\begin{aligned} &\left\| \int_{t_k}^{t_{k+l}} (f(\mathbf{P}^{t_k}(t)) - f(\mathbf{P}^{t_k}([t]))) dt \right\| \\ &\leq \|\mathbf{A}\|^2 \xi \sum_{m=0}^{l-1} \sup_{j \leq m} \|\bar{\mathbf{P}}(t_{k+j}) - \mathbf{P}^{t_k}(t_{k+j})\|, \quad (94) \\ &\left\| \int_{t_{k+l}}^{t_{k+l+1}} (f(\mathbf{P}(t)) - f(\mathbf{P}([t]))) dt \right\| \leq c_1 \xi (1 + \bar{\mathbf{P}}(t_k)), \end{aligned} \quad (95)$$

it follows that

$$\begin{aligned} \sup_{0 \leq j \leq l} \|\bar{\mathbf{P}}(t_{k+j}) - \mathbf{P}^{t_k}(t_{k+j})\| &\leq c_1 \xi (1 + \bar{\mathbf{P}}(t_k)) \\ &\quad + \xi L \|\mathbf{A}\|^2 \sum_{m=0}^{l-1} \sup_{j \leq m} \|\bar{\mathbf{P}}(t_{k+j}) - \mathbf{P}^{t_k}(t_{k+j})\|. \end{aligned} \quad (96)$$

By the discrete Gronwall inequality, it follows that

$$\sup_{k \leq j \leq k+N} \|\bar{\mathbf{P}}(t_j) - \mathbf{P}^{t_k}(t_j)\|^2 \leq c_2 \xi, \quad (97)$$

where c_2 is a constant. Since both $\sup_{t_j \leq t \leq t_{j+1}} \|\bar{\mathbf{P}}(t) - \bar{\mathbf{P}}(t_j)\|^2$ and $\sup_{t_j \leq t \leq t_{j+1}} \|\mathbf{P}^{t_k}(t) - \mathbf{P}^{t_k}(t_j)\|^2$ are $\mathcal{O}(\xi)$, it follows that

$$\sup_{t \in [0, L]} \|\bar{\mathbf{P}}(l+t) - \mathbf{P}^l(l+t)\| \leq c_3 \xi, \quad (98)$$

where c_3 is a constant. Therefore, Lemma 6 is proved.

H. Proof of Theorem 6

Note that if the virtual fixed-point process $\{\tilde{\mathbf{P}}_k, k \geq 0\}$ in (30) corresponds to the fixed-point equation $\mathbf{P} = \tilde{g}(\mathbf{P})$ with $\tilde{g}(\mathbf{P}) = \mathbf{P} + \xi f(\mathbf{P})$, we know that if one of the three conditions (a.1), (a.2) and (a.3) in Lemma 2 is satisfied, or the condition (21) in Theorem 5 is satisfied, the solution \mathbf{P}^* to the fixed-point equation $\mathbf{P}^* = \tilde{g}(\mathbf{P}^*)$ exists and is unique. Using similar techniques as in Appendix E, there is a $\tilde{\mathbf{P}}^{(1)} = \mathbf{0}$ such that $\tilde{\mathbf{P}}^{(1)} < \tilde{g}(\tilde{\mathbf{P}}^{(1)})$, and a sufficiently large $\tilde{\mathbf{P}}^{(2)}$ such that $\tilde{\mathbf{P}}^{(2)} > \tilde{g}(\tilde{\mathbf{P}}^{(2)})$. We now construct the following two matrix sequences:

$$\left\{ \tilde{\mathbf{P}}_k^{(1)} : \tilde{\mathbf{P}}_{k+1}^{(1)} = \tilde{g}(\tilde{\mathbf{P}}_k^{(1)}), \mathbf{P}_0^{(1)} = \mathbf{0}, k \geq 0 \right\}, \quad (99)$$

$$\left\{ \tilde{\mathbf{P}}_k^{(2)} : \tilde{\mathbf{P}}_{k+1}^{(2)} = \tilde{g}(\tilde{\mathbf{P}}_k^{(2)}), \mathbf{P}_0^{(2)} = \tilde{\mathbf{P}}^{(2)}, k \geq 0 \right\}. \quad (100)$$

Let the initial condition of the fixed-point process be $\mathbf{0} \leq \tilde{\mathbf{P}}_0 \leq \tilde{\mathbf{P}}^{(2)}$, it follows that $\tilde{\mathbf{P}}_k^{(1)} \leq \tilde{\mathbf{P}}_k \leq \tilde{\mathbf{P}}_k^{(2)}$. Let $k \rightarrow \infty$ and note that \mathbf{P}^* exists and is unique, it follows that

$$\mathbf{P}^* = \lim_{k \rightarrow \infty} \tilde{\mathbf{P}}_k^{(1)} \leq \lim_{k \rightarrow \infty} \tilde{\mathbf{P}}_k \leq \lim_{k \rightarrow \infty} \tilde{\mathbf{P}}_k^{(2)} = \mathbf{P}^*. \quad (101)$$

Since $\tilde{\mathbf{P}}^{(2)}$ can be arbitrarily large, it follows that for any bounded initial value $\tilde{\mathbf{P}}_0$, the virtual fixed-point process $\{\tilde{\mathbf{P}}_k, k \geq 0\}$ in (30) converges to \mathbf{P}^* . Based on Lemma 6, the limiting ODE (29) thus has a unique equilibrium point \mathbf{P}^* that is globally asymptotically stable. Moreover, based on Lemma

5, it follows that the \mathbf{P}_k obtained by stochastic approximation iteration (23) converges to \mathbf{P}^* almost surely. Based on the structural properties (10) and (11) in Theorem 3, it follows that $\tilde{V}_k(\mathbf{x}_k)$ and $\mathbf{u}_k^*(\mathbf{S}_k)$ converges to the optimal value function $\tilde{V}(\mathbf{x}_k)$ and optimal control action $\mathbf{u}^*(\mathbf{S}_k)$ w.p.1., respectively. Therefore, Theorem 6 is proved.

REFERENCES

- [1] J. P. Hespanha, P. Naghshtabrizi, and Y. Xu, "A survey of recent results in networked control systems," *Proc. IEEE*, vol. 95, no. 1, pp. 138-162, Jan. 2007.
- [2] I. S. Han, C. B. Chung, "Dynamic modeling and simulation of a fluidized catalytic cracking process. Part I: Process modeling," *Chem. Eng. Sci.* vol. 56, pp. 1951-1990, Mar. 2001.
- [3] Y. Cao, W. Yu, W. Ren, and G. Chen, "An overview of recent progress in the study of distributed multi-agent coordination," *IEEE Trans. Ind. Informat.*, vol. 9, no. 1, pp. 427-438, Sep. 2013.
- [4] R. A. Berry and R. G. Gallager, "Communication over fading channels with delay constraints," *IEEE Trans. Inf. Theory*, vol. 48, no. 5, pp. 1135-1149, May 2002.
- [5] D. E. Quevedo, A. Ahlen, and K. H. Johansson, "State estimation over sensor networks with correlated wireless fading channels," *IEEE Trans. Autom. Control*, vol. 58, no. 3, pp. 581-593, Mar. 2013.
- [6] L. Schenato, "Optimal estimation in networked control systems subject to random delay and packet drop," *IEEE Trans. Autom. Control*, vol. 53, no. 6, pp. 1311-1317, Jun. 2008.
- [7] Z. Ma, Z. Yan, M. L. Shaltout, and D. Chen, "Optimal real-time control of wind turbine during partial load operation," *IEEE Trans. Control Syst. Technol.*, vol. 23, no. 6, pp. 2216-2226, Nov. 2015.
- [8] K. Gatsis, A. Ribeiro, and G. J. Pappas, "Optimal power management in wireless control systems," *IEEE Trans. Autom. Control*, vol. 59, no. 6, pp. 1495-1510, Jun. 2014.
- [9] F. L. Lewis and G. Vamvoudakis, "Optimal adaptive control for unknown systems using output feedback by reinforcement learning methods," *Proc. Conf. Cont. and Auto. (ICCA)*, Jun. 2010.
- [10] T. Bian and Z.-P. Jiang, "Value iteration and adaptive dynamic programming for data-driven adaptive optimal control design," *Automatica*, vol. 71, pp. 348-360, Sep. 2016.
- [11] B. Luo, Y. Yang, H.-N. Wu, and T. Huang, "Balancing value iteration and policy iteration for discrete-time control," *IEEE Trans. Syst., Man, Cybern., Syst.*, vol. 50, no. 11, pp. 3948-3958, Nov. 2020.
- [12] L. Shi, Y. Yuan, and J. Chen, "Finite horizon LQR control with limited controller-system communication," *IEEE Trans. Autom. Control*, vol. 58, no. 7, pp. 1835-1841, Jul. 2013.
- [13] J. Fan, Q. Wu, Y. Jiang, T. Chai, and F. L. Lewis, "Model-free optimal output regulation for linear discrete-time lossy networked control systems," *IEEE Trans. Syst., Man, Cybern., Syst.*, vol. 50, no. 11, pp. 4033-4042, Nov. 2020.
- [14] Y. Jiang, J. Fan, T. Chai, F. L. Lewis, and J. Li, "Tracking control for linear discrete-time networked control systems with unknown dynamics and dropout," *IEEE Trans. Neural Netw. Learn. Syst.*, vol. 29, no. 10, pp. 4607-4620, Oct. 2017.
- [15] L. Schenato, B. Sinopoli, M. Franceschetti, K. Poolla and S. Sastry, "Foundations of control and estimation over lossy networks," *Proc. IEEE*, vol. 95, no. 1, pp. 163-187, Jan. 2007.
- [16] Y. Z. Lun, A. D'Innocenzo, and M. D. Di Benedetto, "Robust LQR for time-inhomogeneous Markov jump switched linear systems," in *Proc. IFAC*, vol. 50, no. 1, pp. 2199-2204, Jul. 2017.
- [17] A. S. Leong, S. Dey, and J. Anand, "Optimal LQG control over continuous fading channels," in *Proc. IFAC*, vol. 44, no. 1, pp. 6580-6585, Jan. 2011.
- [18] S. Dey, A. S. Leong, and J. S. Evans, "Kalman filtering with faded measurements," *Automatica*, vol. 45, no. 10, pp. 2223-2233, Oct. 2009.
- [19] R. S. Sutton and A. G. Barto, *Reinforcement Learning: An Introduction*. Cambridge, MA: MIT Press, 1998.
- [20] F. L. Lewis and D. Vrabie, "Reinforcement learning and adaptive dynamic programming for feedback control," *IEEE Circuits Syst. Mag.*, vol. 9, no. 3, pp. 32-50, Jul./Sep. 2009.
- [21] F. Zhang and V. Lau, "Closed-form delay-optimal power control for energy harvesting wireless system with finite energy storage," *IEEE Trans. Signal Process.*, vol. 62, no. 21, pp. 5706-5715, Nov. 2014.
- [22] Y. Li, F. Zhang, D. E. Quevedo, V. Lau, S. Dey, and L. Shi, "Power control of an energy harvesting sensor for remote state estimation," *IEEE Trans. Autom. Control*, vol. 62, no. 1, pp. 277-290, Jan. 2017.
- [23] M. L. Puterman, *Markov Decision Processes: Discrete Stochastic Dynamic Programming*. New York, NY, USA: Wiley, 2005.
- [24] D. P. Bertsekas, *Dynamic Programming and Optimal Control*, vol. 2, no. 3. Belmont, MA, USA: Athena Scientific, 2011.
- [25] D. P. Bertsekas, "Value and policy iterations in optimal control and adaptive dynamic programming," *IEEE Trans. Neural Netw. Learn. Syst.*, vol. 28, no. 3, pp. 500-509, Mar. 2017.
- [26] F. Lewis and V. Syrmos, *Optimal Control*, 3rd ed. New York, NY, USA: Wiley, 2012.
- [27] J. Abounadi, D. Bertsekas, and V. S. Borkar, "Learning algorithms for Markov decision processes with average cost," *SIAM J. Control Optim.*, vol. 40, no. 3, pp. 681-698, 2001.
- [28] S. Wu, X. Ren, Q. Jia, K. H. Johansson, and L. Shi, "Learning optimal scheduling policy for remote state estimation under uncertain channel condition," *IEEE Trans. Control Netw. Syst.*, vol. 7, no. 2, pp. 579-591, Jun. 2020.
- [29] K. G. Vamvoudakis and J. P. Hespanha, "Cooperative Q-learning for rejection of persistent adversarial inputs in networked linear quadratic systems," *IEEE Trans. Autom. Control*, vol. 63, no. 4, pp. 1018-1031, Apr. 2018.
- [30] T. Kailath, A. H. Sayed, and B. Hassibi, *Linear Estimation*. Upper Saddle River, NJ: Prentice-Hall, 2000.
- [31] C. Chen, *Linear System Theory and Design*. New York: Holt, Rinehart and Winston, 1984.
- [32] K. J. Astrom and B. Wittenmark, *Adaptive Control*. Reading, MA: Addison-Wesley, 1988.
- [33] B. Sinopoli, L. Schenato, M. Franceschetti, K. Poolla, M. Jordan, and S. Sastry, "Kalman filtering with intermittent observations," *IEEE Trans. Autom. Control*, vol. 49, no. 9, pp. 1453-1464, Sep. 2004.
- [34] M. Lauridsen, L. Gimenez, I. Rodriguez, T. B. Sorensen and P. Mogensen, "From LTE to 5G for connected mobility," *IEEE Commun. Mag.*, vol. 55, no. 3, pp. 156-162, Mar. 2017.
- [35] H. J. Kushner and G. Yin, *Stochastic Approximation and Recursive Algorithms and Applications*. Berlin, Germany: Springer-Verlag, 2003.
- [36] M. Stojnic, W. Xu, and B. Hassibi, "Compressed sensing—Probabilistic analysis of a null-space characterization," in *Proc. Int. Conf. Acoust. Speech Signal Process.*, 2008, pp. 3377-3380.
- [37] A. Kammoun, A. Muller, E. Bjornson, and M. Debbah, "Linear precoding based on polynomial expansion: Large-scale multi-cell mimo systems," *IEEE J. Sel. Topics Signal Process.*, vol. 8, no. 5, pp. 861-875, 2014.
- [38] H. J. Kushner and G. G. Yin, *Stochastic Approximation Algorithms and Applications*. Berlin, Germany: Springer-Verlag, 1997.