

Semiparametric Sensitivity Analysis: Unmeasured Confounding In Observational Studies

Daniel O. Scharfstein^{1,*}, Razieh Nabi², Edward H. Kennedy³, Ming-Yueh Huang⁴,

Matteo Bonvini⁵, Marcela Smid⁶

¹Department of Population Health Sciences, University of Utah School of Medicine, Salt Lake City, UT, U.S.A.

²Department of Biostatistics and Bioinformatics, Emory University, Atlanta, GA, U.S.A.

³Department of Statistics & Data Science, Carnegie Mellon University, Pittsburgh, PA, U.S.A.

⁴Institute of Statistical Science, Academia Sinica, Taipei, Taiwan

⁵Department of Statistics, Rutgers University, New Brunswick, NJ, U.S.A.

⁶Department of Obstetrics and Gynecology, University of Utah School of Medicine, Salt Lake City, UT, U.S.A.

**email*: daniel.scharfstein@hsc.utah.edu

SUMMARY: Establishing cause-effect relationships from observational data often relies on untestable assumptions. It is crucial to know whether, and to what extent, the conclusions drawn from non-experimental studies are robust to potential unmeasured confounding. In this paper, we focus on the average causal effect (ACE) as our target of inference. We generalize the sensitivity analysis approach developed by [Robins et al. \(2000\)](#), [Franks et al. \(2020\)](#) and [Zhou and Yao \(2023\)](#). We use semiparametric theory to derive the non-parametric efficient influence function of the ACE, for fixed sensitivity parameters. We use this influence function to construct a one-step, split sample, truncated estimator of the ACE. Our estimator depends on semiparametric models for the distribution of the observed data; importantly, these models do not impose any restrictions on the values of sensitivity analysis parameters. We establish sufficient conditions ensuring that our estimator has \sqrt{n} asymptotics. We use our methodology to evaluate the causal effect of smoking during pregnancy on birth weight. We also evaluate the performance of estimation procedure in a simulation study.

KEY WORDS: Causal inference; Influence function; Split sample estimation; Truncation

1. Introduction

In causal inference, we often seek to make inferences about the population effect of a binary treatment on an outcome variable by contrasting means of potential outcomes $Y(1)$ and $Y(0)$ (i.e., counterfactuals), where $Y(t)$ represents the (bounded) outcome of a random individual under treatment t , (Neyman, 1923; Rubin, 1974). Identification of this contrast, called the *average causal effect (ACE)*, from observational data (i.e., non-experimental studies) requires untestable assumptions. Standard assumptions include:

- a. *Consistency*: The observed outcome Y is equal to the potential outcome $Y(t)$ when the treatment received is t , i.e., $T = t$;
- b. *Conditional ignorability*: There exists a set of measured pre-treatment covariates X such that treatment is conditionally independent of the potential outcomes given X , i.e.,

$$Y(t) \perp T \mid X \quad \text{for } t = 0, 1; \quad (1)$$

- c. *Positivity*: For each level of the covariates X , the probability of receiving either treatment is greater than zero, i.e., $P(T = t \mid X = x) > 0$, for all x in the state space of X .

Under these assumptions, the ACE is identified from the observed data distribution via the *adjustment formula*:

$$ACE = \int_x \left\{ \mathbb{E}[Y \mid T = 1, X = x] - \mathbb{E}[Y \mid T = 0, X = x] \right\} dF(x), \quad (2)$$

where $F(\cdot)$ denotes the cumulative distribution function of X . Using n independent and identically distributed copies of $Z = (X, T, Y)$, many methods have been developed to draw inference about the ACE functional, e.g., propensity score matching (Rosenbaum and Rubin, 1983b), g-computation (Robins, 1986), (stabilized) inverse probability weighting (Hernán and Robins, 2006), augmented inverse probability weighting (Robins et al., 1994), and targeted maximum likelihood (van Der Laan and Rubin, 2006).

The conditional independence expressed in (1) implies that there are no unmeasured confounders between treatment and outcome. Assessing the robustness of inferences to

potential unmeasured confounding is considered crucial. The goal of this manuscript is to provide a methodology for evaluating the sensitivity of inferences about the ACE to deviations from (1).

As motivation for our work, consider [Almond et al. \(2005\)](#) who sought to evaluate the causal effect of smoking during pregnancy on birth weight. Their analysis was based on approximately 500,000 singleton births in Pennsylvania between 1989 and 1991 and assumed no unmeasured confounding. After adjustment for a large collection of measured “pre-treatment variables” (maternal factors - demographic, prenatal care, pregnancy history, co-morbidities; paternal factors - demographic) in a regression model, they reported a reduction of 203.2 grams in birth weight for smokers versus non-smokers. Important factors not controlled for in their analysis included maternal nutrition, social determinants of health, use of substances other than alcohol, genetics and epigenetics. This raises the question: How does failure to control for potential unmeasured confounders impact inferences about the causal effect of smoking during pregnancy on birth weight? We will illustrate how to use the methodology that we develop in this paper to address this question.

Our paper is organized as follows. In the next section, we provide a brief overview of the literature on sensitivity analysis in causal inference. In Section 3, we present a specific class of assumptions indexed by sensitivity analysis parameters that quantify departures from (1) and provide an identification formula for the ACE. In Section 4, we present our semiparametric strategy for drawing inference about the ACE under this class of assumptions. In Section 5, we reanalyze a subset of the Pennsylvania singleton birth dataset. Section 7 is devoted to a discussion.

2. Prior Work on Sensitivity Analysis

Sensitivity analysis to the “no unmeasured confounders” assumption is designed to probe the impact of residual unmeasured confounding on causal effect estimates. One of the earliest

works on sensitivity analysis is attributed to [Cornfield et al. \(1959\)](#). The work of [Cornfield et al. \(1959\)](#) is not immediately relevant for our setup as it focuses on relative risks and does not incorporate measured covariates. Recently, [Ding and VanderWeele \(2016\)](#) extended the approach of [Cornfield et al. \(1959\)](#) by allowing for low-dimensional measured covariates and introducing two sensitivity analysis parameters that govern the impact of unmeasured confounding on the outcome and treatment, respectively. They derive a bound on the relative risk in terms of the observed relative risk and the two sensitivity analysis parameters. Other sensitivity analysis methods have been developed for relative risks (see E-Appendix 4 of [Ding and VanderWeele \(2016\)](#)). In addition to focusing on relative risks, these methods do not accommodate complex measured confounders.

We now provide a more extensive review on sensitivity analysis for the ACE of a binary treatment. Our review divides approaches into two types: those that seek set identification and those that seek point identification of the ACE (at each sensitivity parameter value).

2.1 *Set Identification*

2.1.1 *Bounds without Sensitivity Parameters.* If no assumptions are made on the unmeasured confounders and the outcome is bounded, the ACE can be restricted to an interval informed by the observed distribution ([Robins, 1989](#); [Manski, 1990](#)). The lower and upper bounds of this interval are computed under extreme instances of residual confounding. For this reason, the interval tends to be wide and necessarily includes zero. [Robins \(1989\)](#) and [Manski \(1990\)](#) derived tighter bounds by imposing additional non-identifiable assumptions.

2.1.2 *Bounds with Sensitivity Parameters.* To achieve better control over departures from the no-unmeasured-confounding assumption, sensitivity analysis procedures have been proposed that bound the impact of an unmeasured confounder on the treatment and/or the outcome. One way is to assume that, for units sharing the same value of measured covariates but a different value of the unmeasured confounder, the odds ratio of the probabilities of

receiving treatment differs by at most Γ . For matched studies, [Rosenbaum \(1987\)](#) developed a method for finding the minimum Γ such that inference about the ACE is not “statistically significant”. [Gastwirth et al. \(1998\)](#) extended this idea by additionally incorporating a bound on the impact of the unmeasured confounder on the outcome. [Yadlowsky et al. \(2018\)](#) extended the idea of [Rosenbaum \(1987\)](#) to general study designs. [Shen et al. \(2011\)](#) proposed bounds on ACE based on the variance of the multiplicative error in estimating the probability of receiving treatment given both measured and unmeasured confounding and the correlation between this error and the potential outcomes. [Tan \(2006\)](#) and [Zhao et al. \(2019\)](#) derived bounds on ACE by bounding the ratio of the odds of receiving treatment given measured and unmeasured confounders to the odds of receiving treatment given measured confounders. The bounds derived in [Zhao et al. \(2019\)](#) have been recently improved by [Dorn and Guo \(2022\)](#) and [Dorn et al. \(2021\)](#). The resulting bounds have a closed-form expression that depends on the observed propensity score, a certain transformed-outcome regression and the conditional quantiles of the outcome given the treatment and the covariates. Furthermore, [Dorn et al. \(2021\)](#) showed that it is possible to construct estimators of these bounds that remain valid, albeit conservative, even if the conditional quantiles are misspecified as long as at least one of the other two nuisance functions is consistently estimated.

In other work, [Díaz and van der Laan \(2013\)](#) and [Díaz et al. \(2018\)](#) derived bounds on the ACE by bounding the difference of the mean potential outcome had patients received treatment or control, given covariates, among those who actually received treatment versus control. [Bonvini and Kennedy \(2022\)](#) took a contamination model approach, giving bounds on the ACE by constraining the proportion of units affected by unmeasured confounding.

2.2 Point Identification

An alternative approach is to posit sensitivity analysis parameters that admit identification of the ACE. A number of authors have proposed using sensitivity analysis parameters to govern

the relationship among unmeasured confounder(s), outcome and treatment. [Rosenbaum and Rubin \(1983a\)](#) developed a methodology that handles low-dimensional measured covariates, binary treatment, binary outcome, and a binary unmeasured confounder. This approach has been extended to accommodate normally distributed outcomes ([Imbens, 2003](#)), continuous treatments and a normally distributed unmeasured confounder ([Carnegie et al., 2016](#)), and a semiparametric Bayesian approach when the treatment and unmeasured confounder are binary ([Dorie et al., 2016](#)).

In order to avoid positing a marginal distribution for the unmeasured confounder(s), [Zhang and Tchetgen Tchetgen \(2022\)](#) devised a semiparametric approach to sensitivity analysis that requires models for the conditional probability of receiving treatment and the conditional mean of the outcomes; a sensitivity analysis parameter in each of these models governs the influence of the unmeasured confounder. [Veitch and Zaveri \(2020\)](#) circumvented the need to model the marginal distribution of the unmeasured confounders by specifying a propensity score model depending on measured and unmeasured covariates; the model is anchored at a propensity score model that is only conditional on measured confounders and is indexed by a sensitivity analysis parameter governing the influence of the unmeasured confounder. They also introduced a sensitivity analysis parameter that governs the influence of the propensity score on the conditional mean of outcome given treatment and measured covariates.

[VanderWeele and Arah \(2011\)](#) introduced a general “bias” formula for the difference between the possibly incorrect expression for the ACE under no unmeasured confounding and the correct expression for the ACE when accounting for both measured and unmeasured confounding in terms of many sensitivity parameters. They introduced simplifying assumptions in order to require fewer sensitivity parameters in their formalization and make it easier to use in practice. [Cinelli and Hazlett \(2020\)](#) focused on the linear model setting and introduced an “omitted-variable” bias formula that depends on partial R^2 values that govern

the association between the unmeasured confounder, the outcome, and the treatment; these R^2 values are specified as sensitivity analysis parameters.

Brumback et al. (2004) and Robins (1999) discussed a sensitivity analysis methodology for unmeasured confounding in the setting of the time-varying treatment regimens. In the context of a point exposure, their approach and that of Sjölander et al. (2022) and Lu and Ding (2023) is tantamount to specifying a sensitivity analysis function that governs the difference in the conditional (on measured covariates) means of the outcome under treatment (control) between treated and untreated individuals. Robins et al. (2000), Franks et al. (2020) and Zhou and Yao (2023) specified sensitivity parameters that govern a contrast between the conditional (on measured covariates) distributions of the outcome under treatment (control) between treated and untreated individuals. An attractive feature of these approaches is that the sensitivity analysis specification does not impose any restrictions on the distribution of the observed data while yielding identification of the ACE. In this paper, we generalize the work of Robins et al. (2000), Franks et al. (2020) and Zhou and Yao (2023) and propose an estimator for the ACE using semiparametric efficiency theory.

3. Sensitivity Analysis Model and Identification

3.1 Notation

Let the covariate set X be of dimension p . We let P denote the true distribution of the observed data, which is characterized by $F(x) = P(X \leq x)$, $\pi_t(x) = P(T = t \mid X = x)$, and $F_t(y|x) = P(Y \leq t \mid T = t, X = x)$. Let $\mu_t(g(Y, X); x) = \mathbb{E}[g(Y, X) \mid T = t, X = x] = \int g(y, x) dF_t(y \mid x)$.

When we refer to an estimator of P , denoted by \hat{P} , we are referring to $\hat{\pi}_t(x) \hat{F}_t(y|x)$ (including associated functionals) and $\hat{F}(x)$ (taken to be the empirical distribution of X). We let P_n denote the empirical distribution of the observed data based on n observations.

In our estimation procedure, we will randomly split the observations into K disjoint sets, where S_i denotes the split membership of the i th observation (i.e., $S_i \in \{1, \dots, K\}$). The size of the k th disjoint set is denoted by $n_k \approx n/K$ (i.e., $n_k = O(n)$). We let $\widehat{P}^{(-k)}$ be an estimator of P based on observations from all the splits except that of k th split. We let $P_{n_k}^{(k)}$ be the empirical distribution of the observed data in the k th split.

Throughout, $\|f(Z)\|_{L_2} := \sqrt{\int f(z)^2 dP(z)}$.

3.2 Model

We seek to identify $\mathbb{E}[Y(t)]$ by positing untestable assumptions that identify the non-identified distribution of $Y(t)$ given $T = 1 - t$ and $X = x$. We accomplish this by positing a model that connects this distribution to the identifiable distribution of $Y(t)$ given $T = t$ and $X = x$. Specifically, we consider a model of form:

$$dF(y(t) | T = 1 - t, X = x) = \underbrace{dF(y(t) | T = t, X = x)}_{dF_t(y(t)|x)} q_t\{y(t), x; \gamma_t, h_t(F_t(\cdot|x); \gamma_t)\}, \quad (3)$$

where $h_t(\cdot; \gamma_t)$ is a scalar functional for each x , $q_t\{y, x; \gamma_t, h_t(F_t(\cdot|x); \gamma_t)\}$ is specified non-negative function such that (1) $q_t\{y, x; \gamma_t, h_t(F_t(\cdot|x); \gamma_t)\}$ equals 1 only when $\gamma_t = 0$ and (2) $\int dF_t(y|x) q_t\{y, x; \gamma_t, h_t(F_t(\cdot|x); \gamma_t)\} = 1$ for all x and γ_t . Here γ_t is a sensitivity parameter and $h_t(\cdot; \gamma_t)$ is introduced to ensure that $dF(y(t)|T = 1 - t, X = x)$ integrates to 1. Note that the choice of $\gamma_t = 0$ corresponds to the no unmeasured confounding assumption. An important feature of Assumption (3) is that it places no restrictions on P .

Robins et al. (2000), Franks et al. (2020) and Zhou and Yao (2023) considered special cases of (3). Specifically, Robins et al. (2000) assumed

$$q_t\{y, x; \gamma_t, h_t(F_t(\cdot|x))\} = \frac{\exp\{s_t(y, x; \gamma_t)\}}{\mu_t(\exp\{s_t(Y, x; \gamma_t); x\})}, \quad (4)$$

where $s_t(y, x; \gamma_t)$ is a specified, bounded function of its arguments with $s_t(y, x; \gamma_t) = 0$ only when $\gamma_t = 0$. Here, $h_t(F_t(\cdot|x); \gamma_t) = \mu_t(\exp\{s_t(Y, x; \gamma_t); x\})$. Franks et al. (2020) assumed that

$s_t(y, x; \gamma_t) = \gamma_t s_t(y)$, where $s_t(y)$ is a specified function of y . [Zhou and Yao \(2023\)](#) considered the further special case where $s_t(y) = y$.

Model (4) has the following features:

- When $s_t(y, x; \gamma_t)$ is increasing (decreasing) in y , the conditional (on X) density of $Y(t)$ for individuals with $T = 1 - t$ is shifted toward higher (lower) values relative to the conditional density for individuals with $T = t$.
- When the derivative of $s_t(y, x; \gamma_t)$ with respect to y changes from positive (negative) to negative (positive), the conditional (on X) density of $Y(t)$ for individuals with $T = 1 - t$ is shifted toward extreme (central) values relative to the conditional density for individuals with $T = t$.

The problem with Model (4) is that it has difficulty aligning the tails of $dF(y(t)|T = 1 - t, X = x)$ with the tails of $dF(y(t) | T = t, X = x)$ over a range of γ_t . This is because the normalization factor in (4) does not depend on y . The tail restriction is important because in our motivating application, it is thought that extremely low birth weights (ELBW) (< 1000 grams) and extreme macrosomia (> 5000 grams) are primarily due to factors other than smoking. For ELBW, other significant risk factors include maternal infection ([Palmsten et al., 2018](#)), pregnancy-induced hypertension ([Salafia et al., 1995](#)) and placental pathologies ([Salafia et al., 1995](#)). Risk factors for extreme macrosomia include pre-gestational and gestational diabetes ([Berard et al., 1998](#)) and advanced gestational age ([Stotland et al., 2004](#)).

Abstractly, we would like to impose a substantive restriction that $dF(y(t)|T = 1 - t, X) \approx dF(y(t)|T = t, X)$ for all $y(t)$ less than some threshold $c_l(t)$ and greater than some threshold

$c_u(t)$. To accomplish this, we consider a special case of (3) where

$$\begin{aligned}
& q_t\{y, x; \gamma_t, h_t(F_t(\cdot|x); \gamma_t)\} \\
&= 1 - \underbrace{\mathcal{L}\left\{\frac{y - c_l(t)}{\epsilon(t)}\right\}}_{\approx I\{y \leq c_l(t)\}} + \underbrace{\mathcal{L}\left\{\frac{y - c_u(t)}{\epsilon(t)}\right\}}_{\approx I\{y \geq c_u(t)\}} + \\
&\quad \underbrace{\left(\mathcal{L}\left\{\frac{y - c_l(t)}{\epsilon(t)}\right\} - \mathcal{L}\left\{\frac{y - c_u(t)}{\epsilon(t)}\right\}\right)}_{\approx I\{c_l(t) \leq y \leq c_u(t)\}} \exp\{\gamma_t u_t(y, \mathbf{c}(t))\} h_t(F_t(\cdot|x); \gamma_t) \quad (5)
\end{aligned}$$

where $\mathbf{c}(t) = (c_l(t), c_u(t))$, $\epsilon(t)$ is a small positive constant, $u_t(y, \mathbf{c}(t))$ is a specified continuous, bounded, function of y and $\mathbf{c}(t)$, $u_t(c_l(t), \mathbf{c}(t)) = u_t(c_u(t), \mathbf{c}(t)) = 0$, $L\{\cdot\}$ is a cumulative distribution function of a continuous random variable with symmetric density function around zero, and

$$h_t(F_t(\cdot|x); \gamma_t) = \frac{\mu_t\left(\mathcal{L}\left\{\frac{y - c_l(t)}{\epsilon(t)}\right\} - \mathcal{L}\left\{\frac{y - c_u(t)}{\epsilon(t)}\right\}; x\right)}{\mu_t\left(\left(\mathcal{L}\left\{\frac{y - c_l(t)}{\epsilon(t)}\right\} - \mathcal{L}\left\{\frac{y - c_u(t)}{\epsilon(t)}\right\}\right) \exp\{\gamma_t u_t(Y, \mathbf{c}(t))\}; x\right)}. \quad (6)$$

In our motivating application, there is a clinical belief that, within levels of measured covariates,

- The central part of the distribution of birth weight under smoking, for non-smokers, will be concentrated at “better” values than the central part of the distribution of birth weight under smoking, for smokers; here “better” means closer to 3,400 grams.
- The central part of the distribution of birth weight under not smoking, for smokers, will be concentrated at lower values than the central part of the distribution of birth weight under not smoking, for non-smokers.

To incorporate these beliefs, we chose

$$\begin{aligned}
u_t(y, \mathbf{c}(t)) &= \underbrace{\left(1 - \mathcal{L}\left\{\frac{y - c^*(t)}{\epsilon(t)}\right\}\right)}_{\approx I\{y \leq c^*(t)\}} \frac{c^*(t)}{c^*(t) - c_l(t)} \{y - c_u(t)\} + \\
&\quad \underbrace{\mathcal{L}\left\{\frac{y - c^*(t)}{\epsilon(t)}\right\}}_{\approx I\{y \geq c^*(t)\}} \frac{c^*(t)}{c^*(t) - c_u(t)} \{y - c_l(t)\} \quad c_l(t) \leq y \leq c_u(t), \quad (7)
\end{aligned}$$

where $c_l(t) < c^*(t) < c_u(t)$; this smoothed triangular function increases from 0 to $c^*(t)$ and

then decreases from $c^*(t)$ to 0. In our analysis, we set $\mathcal{L}(\cdot)$ to be cumulative distribution of function of a standard normal random variable, $\epsilon(1) = \epsilon(0) = 500$, $c_l(1) = c_l(0) = 1000$, $c_u(1) = c_u(0) = 5000$, $c^*(1) = 3400$ and $c^*(0) = 2000$. We considered values of γ_1 and γ_0 ranging from 0.0 to 0.0025. In top (bottom) panel of Figure 1, we display the distribution of birth weight under smoking (non-smoking) for non-smokers (smokers), for various choices of sensitivity analysis parameters, relative to estimated density of observed birth weights for smokers (non-smokers). Notice how (1) the tails match, (2) the distributions vary smoothly with γ_t , and (3) there are substantial differences between the distributions when $\gamma_t = 0.0$ versus $\gamma_t = 0.0025$.

[Figure 1 about here.]

3.3 Identification

For fixed γ_t , it can be shown that $\mathbb{E}[Y(t)]$ is identified via the following formula:

$$\psi_t(P; \gamma_t) = \int_x \left\{ \mu_t(Y; x) \pi_t(x) + \mu_t(Y q_t\{y(t), X; \gamma_t, h_t(F_t(\cdot|X); \gamma_t)\}; x) \pi_{1-t}(x) \right\} dF(x). \quad (8)$$

Then, the ACE is identified by $\psi_1(P; \gamma_1) - \psi_0(P; \gamma_0)$. Note that $\psi_1(P; 0) - \psi_0(P; 0)$ reduces to (2). Since Assumption (3) places no restrictions on P , there can only be one non-parametric influence function for $\mathbb{E}[Y(t)]$ and ACE (Tsiatis, 2006).

4. Inference

We derive semiparametric estimators for $\mathbb{E}[Y(t)]$ for $t = 0, 1$ and then combine the resulting estimators to draw inference about the ACE. We start by first deriving the influence function for $\mathbb{E}[Y(t)]$ under (3). The influence function can be used to “debias” plug-in estimators. In this context, the influence function of $\mathbb{E}[Y(t)]$, denoted $\phi_t(P; \gamma_t)(O)$, depends on the distribution P ; the negative of its expectation with respect to P when evaluated at \hat{P} , $-\int \phi(\hat{P}; \gamma_t)(z) dP(z)$, expresses the first-order bias of the plug-in estimator $\psi_t(\hat{P}; \gamma_t)$. We can thus construct a “debiased plug-in” (i.e., “one-step”) estimator by adding an estimate

of $\int \phi(\widehat{P}; \gamma_t)(z) dP(z)$ to $\psi_t(\widehat{P}; \gamma_t)$. We will see that this influence function depends on $\pi_t(X)$ and $F_t(\cdot|X)$, which we propose to model semiparametrically. We then propose a one-step sample-split estimator for $\mathbb{E}[Y(t)]$. [Kennedy \(2022\)](#) provides a recent review of this approach.

THEOREM 1: *Non-Parametric Influence Function*

Under (3), the non-parametric influence function for $\mathbb{E}[Y(t)]$, denoted by $\phi_t(P; \gamma_t)(Z)$, is of the form:

$$\begin{aligned} \phi_t(P; \gamma_t)(Z) = & I(T = t)Y + \\ & I(T = t) \left\{ \frac{\pi_{1-t}(X)}{\pi_t(X)} \times (Y q_t\{Y, X; \gamma_t, h_t(F_t(\cdot|X); \gamma_t)\} - \mu_t(Y q_t\{Y, X; \gamma_t, h_t(F_t(\cdot|X); \gamma_t)\}; X)) \right\} - \\ & I(T = t) \left\{ \frac{\pi_{1-t}(X)}{\pi_t(X)} \times \frac{\mu_t(Y q'_t\{Y, X; \gamma_t, h_t(F_t(\cdot|X); \gamma_t)\}; X)}{\mu_t(q'_t\{Y, X; \gamma_t, h_t(F_t(\cdot|X); \gamma_t)\}; X)} \right. \\ & \quad \left. \times (q_t\{Y, X; \gamma_t, h_t(F_t(\cdot|X); \gamma_t)\} - \mu_t(q_t\{Y, X; \gamma_t, h_t(F_t(\cdot|X); \gamma_t)\}; X)) \right\} + \\ & I(T = 1 - t) \mu_t(Y q_t\{Y, X; \gamma_t, h_t(F_t(\cdot|X); \gamma_t)\}; X) - \psi_t(P; \gamma_t) \end{aligned} \quad (9)$$

where $q'_t\{y, x; \gamma_t, h_t(F_t(\cdot|x); \gamma_t)\}$ is the derivative of q_t with respect to the h_t argument.

Proof. See Web Appendix A.

Under (4), the non-parametric influence function for $\mathbb{E}[Y(t)]$ reduces to:

$$\begin{aligned} \phi_t(P; \gamma_t)(Z) = & I(T = t)Y + \\ & I(T = t) \frac{\pi_{1-t}(X)}{\pi_t(X)} \frac{\exp\{s_t(Y, X; \gamma_t)\}}{\mu_t(\exp\{s_t(Y, X; \gamma_t)\}; X)} \left\{ Y - \frac{\mu_t(Y \exp\{s_t(Y, X; \gamma_t)\}; X)}{\mu_t(\exp\{s_t(Y, X; \gamma_t)\}; X)} \right\} \\ & + \mathbb{I}(T = 1 - t) \frac{\mu_t(Y \exp\{s_t(Y, X; \gamma_t)\}; X)}{\mu_t(\exp\{s_t(Y, X; \gamma_t)\}; X)} - \psi_t(P; \gamma_t). \end{aligned} \quad (10)$$

REMARK 1: There is a connection between the influence function (10) and one that has been derived in the missing data literature. To see this, let $R_t = I(T = t)$ be the missing data indicator associated with observation of $Y(t)$. That is, $Y(t)$ is observed when $R_t = 1$ and unobserved when $R_t = 0$. With this notation, Assumption (4) is identical to that considered in the missing data literature by, for example, [Scharfstein et al. \(1999\)](#) and [Scharfstein and](#)

Irizarry (2003). This assumption places no restrictions on the law (P_t) of $Z_t = (X, R_t, Y(t) : R_t = 1)$ or the law (P) of $Z = (X, T, Y)$; note that P_t can be derived from P . The identifying functional for $\mathbb{E}[Y(t)]$ expressed in (8) depends on P through P_t . Thus, the non-parametric influence function for this functional based on data Z_t , $\phi_t(P_t; \gamma_t)(Z_t)$, is an influence function for $\mathbb{E}[Y(t)]$ based on data Z . Since the non-parametric influence function for $\mathbb{E}[Y(t)]$ based on Z must be unique under Assumption (4), it must be equal to $\phi_t(P_t; \gamma_t)(Z_t)$, which has been previously derived.

In Web Appendix B, we derive a formula for $\text{Rem}_t(\tilde{P}, P; \gamma_t) := \psi_t(\tilde{P}; \gamma_t) - \psi_t(P; \gamma_t) + \mathbb{E}[\phi_t(\tilde{P}; \gamma_t)(Z)]$, where \tilde{P} is any distribution of the observed data. $\text{Rem}_t(\hat{P}, P; \gamma_t)$ is the residual bias of the one-step estimator and it can be seen to be an expectation of a product of differences (i.e., second-order). We use this formula to show why we can estimate $F_t(y|X)$ and $\pi_t(X)$ at rates slower than \sqrt{n} and still obtain a \sqrt{n} -rate for our estimator of $\mathbb{E}[Y(t)]$.

4.1 Modeling and Estimation of P

In Model (4), Rotnitzky et al. (2021) suggested modeling $r_{1t}(X; \gamma_t) = \frac{\pi_{1-t}(X)}{\pi_t(X)\mu_t(\exp\{s_t(Y, X; \gamma_t)\}; X)}$ and $r_{2t}(X; \gamma_t) = \frac{\mu_t(Y \exp\{s_t(Y, X; \gamma_t)\}; X)}{\mu_t(\exp\{s_t(Y, X; \gamma_t)\}; X)}$. The advantage of this approach is that, for fixed γ_t , one can obtain estimators of $\psi_t(P; \gamma_t)$ that are consistent and asymptotically normal if either the model for $r_{1t}(X; \gamma_t)$ or the model for $r_{2t}(X; \gamma_t)$ is correctly specified. It is unclear how to abstract this modeling approach to the general form of Model (3). Nevertheless, a key disadvantage of this approach is that modeling and associated model evaluation is *entangled* with γ_t . The approach we adopt is to flexibly model $\pi_t(X)$ and $F_t(\cdot|X)$. While this approach is robust to mis-specification of $\pi_t(X)$, it does rely on correct specification of a model for $F_t(\cdot|X)$. An important advantage is that model evaluation does not depend on γ_t .

We posit a generalized additive model (GAM) with a logistic link function for $\pi_t(X)$ (Hastie and Tibshirani, 2017). Let $\hat{\pi}_t(X)$ be the GAM estimator of $\pi_t(X)$. Horowitz et al. (2004) showed that $\left\| \hat{\pi}_t(X) - \pi_t(X) \right\|_{L_2} = O_P(n^{-2/5})$. We posit a single index model

(Chiang and Huang, 2012) for $F_t(\cdot|X)$. This model assumes that $F_t(y|X) = F_t(y, X'\beta_t; \beta_t)$, where $F_t(y, u; \beta_t)$ is a cumulative distribution function in y for each u , $\beta_t = (\beta_{1,t}, \dots, \beta_{p,t})$ is a vector of unknown parameters and, for purposes of identifiability, $\beta_{1,t}$ is set to 1. We estimate $F_t(y, x'\beta_t; \beta_t)$ by

$$\widehat{F}_t(y, X'\widehat{\beta}_t; \widehat{\beta}_t) = \frac{\sum_{T_i=t} I(Y_i \leq y) \mathcal{K}_{\widehat{b}_t}(X'_i \widehat{\beta}_t - X' \widehat{\beta}_t)}{\sum_{T_i=t} \mathcal{K}_{\widehat{b}_t}(X'_i \widehat{\beta}_t - X' \widehat{\beta}_t)},$$

where $\mathcal{K}_b(v) = \mathcal{K}(v/b)/b$, \mathcal{K} is a r th-order kernel, $\widehat{\beta}_t$ is an estimator of β_t and \widehat{b}_t is an estimator of the bandwidth b (see Web Appendix C for estimation details).

To simplify the analysis of our estimator, we assume that $h_t(F_t(\cdot|X); \gamma_t)$ itself can be written as a differentiable function (with uniformly bounded gradient) of a fixed number of regression functions of the form $\mu_t(\rho_{j,t}(Y, X; \gamma_t); X)$, $j \in \{1, \dots, J_t\}$, $J_t < \infty$, for some known bounded outcomes $\rho_{j,t}(Y, X; \gamma_t)$. This is the case for all the choices of $q_t(\cdot)$ described in this work. For example, when q_t is specified as in (5), $J_t = 2$, $\rho_{1,t}(Y, X; \gamma_t) = \mathcal{L} \left\{ \frac{y - c_l(t)}{\epsilon(t)} \right\} - \mathcal{L} \left\{ \frac{y - c_u(t)}{\epsilon(t)} \right\}$ and $\rho_{2,t}(Y, X; \gamma_t) = \left(\mathcal{L} \left\{ \frac{y - c_l(t)}{\epsilon(t)} \right\} - \mathcal{L} \left\{ \frac{y - c_u(t)}{\epsilon(t)} \right\} \right) \exp\{\gamma_t u_t(Y, \mathbf{c}(t))\}$. In order to use the non-parametric influence function (9) for estimation of $\psi_t(P; \gamma_t)$, we first estimate $h_t(F_t(\cdot|X); \gamma_t)$ by $h_t(\widehat{F}_t(\cdot|X); \gamma_t)$ which is computed by plugging in estimators of $\mu_t(\rho_{j,t}(Y, X; \gamma_t); X)$, $j = 1, \dots, J_t$. Specifically, for a general function $\rho(Y, X; \gamma_t)$ we estimate $\mu_t(\rho(Y, X; \gamma_t); X)$ by

$$\widehat{\mu}_t(\rho(Y, X; \gamma_t); X) = \int \rho(y, X; \gamma_t) d\widehat{F}_t(y, X' \widehat{\beta}_t; \widehat{\beta}_t). \quad (11)$$

We then estimate $\mu_t\{Y q_t\{Y, X; \gamma_t, h_t(F_t(\cdot|X)); \gamma_t\}; X\}$, $\mu_t\{q_t\{Y, X; \gamma_t, h_t(F_t(\cdot|X)); \gamma_t\}; X\}$, $\mu_t\{Y q'_t\{Y, X; \gamma_t, h_t(F_t(\cdot|X)); \gamma_t\}; X\}$ and $\mu_t\{q'_t\{Y, X; \gamma_t, h_t(F_t(\cdot|X)); \gamma_t\}; X\}$ in (9) by using (11) to, respectively, compute $\widehat{\mu}_t\{Y q_t\{Y, X; \gamma_t, h_t(\widehat{F}_t(\cdot|X)); \gamma_t\}; X\}$, $\widehat{\mu}_t\{q_t\{Y, X; \gamma_t, h_t(\widehat{F}_t(\cdot|X)); \gamma_t\}; X\}$, $\widehat{\mu}_t\{Y q'_t\{Y, X; \gamma_t, h_t(\widehat{F}_t(\cdot|X)); \gamma_t\}; X\}$ and $\widehat{\mu}_t\{q'_t\{Y, X; \gamma_t, h_t(\widehat{F}_t(\cdot|X)); \gamma_t\}; X\}$. Lastly, we estimate $\pi_t(X)$ in (9) by $\widehat{\pi}_t(X)$. We refer to the collection of functions $\mu_t(\cdot|X)$ and $\pi_t(X)$ as “nuisance functions,” i.e., functions of the distribution P that are not the estimand of interest but nevertheless need to be estimated.

In Web Appendix C, we establish conditions under which, for a general function $\rho(Y, X; \gamma_t)$,

$$\sup_x |\widehat{\mu}_t(\rho(Y, X; \gamma_t); x) - \mu_t(\rho(Y, X; \gamma_t); x)| = O_P \left(\left(\frac{\log n}{n} \right)^{\frac{r}{2r+1}} \right) \quad (12)$$

where r is such that $P(Y \leq y | T = t, X'\beta = u)$ and the density of $X'\beta$ have Lipschitz $(r + 1)$ th-order derivatives. In Theorem 2, we establish the \sqrt{n} -consistency and asymptotic normality of our estimators under the assumption that the nuisance functions' errors are asymptotically negligible. From our proof, a sufficient condition ensuring such negligibility is that, for each $\mu_t(\cdot | X)$, its squared estimation error as well as its estimation error times the error in estimating $\pi_t(X)$ are $o_P(n^{-1/2})$, where the errors are measured in L_2 norm. Because $\|\widehat{\pi}_t(X) - \pi_t(X)\|_{L_2} = O_P(n^{-2/5})$, it can be seen that $r \geq 1$ in (12) is a sufficient condition.

4.2 Estimation of $\mathbb{E}[Y(t)]$

The one-step, split sample estimator (Kennedy, 2022) of $\mathbb{E}[Y(t)]$ takes the form:

$$\widehat{\psi}_t(\gamma_t) = \frac{1}{K} \sum_{k=1}^K \underbrace{\left\{ \psi_t(\widehat{P}^{(-k)}; \gamma_t) + \frac{1}{n_k} \sum_{i:S_i=k} \phi_t(\widehat{P}^{(-k)}; \gamma_t)(Z_i) \right\}}_{k\text{th Split One-Step Estimator } (\widehat{\psi}_t^{(k)}(\gamma_t))}. \quad (13)$$

Given the form of $\phi_t(P; \gamma_t)(Z)$ as an augmented inverse weighted influence function, there can be some numerical instability due to small predicted probabilities of treatment received. To address this issue, we use the tuning-free Huberization procedure developed by Wang et al. (2021). In this approach, the k th split estimator is replaced by

$$\widetilde{\psi}_t^{(k)}(\gamma_t) = \frac{1}{n_k} \sum_{i:S_i=k} \underbrace{\min \left\{ |\nu_t(\widehat{P}^{(-k)}; \gamma_t)(Z_i)|, \widehat{\tau}_t^{(k)} \right\}}_{\widetilde{\nu}_t(\widehat{P}^{(-k)}; \gamma_t)(Z_i)} \text{sign} \left\{ \nu_t(\widehat{P}^{(-k)}; \gamma_t)(Z_i) \right\},$$

where $\widehat{\tau}_t^{(k)}$ is the non-negative solution to

$$\frac{1}{n_k} \sum_{i:S_i=k} \frac{\min \left\{ \nu_t(\widehat{P}^{(-k)}; \gamma_t)(Z_i)^2, \left(\tau_t^{(k)} \right)^2 \right\}}{\left(\tau_t^{(k)} \right)^2} = \frac{\log(n_k)}{n_k}$$

and $\nu_t(\widehat{P}^{(-k)}; \gamma_t)(Z_i) = \psi_t(\widehat{P}^{(-k)}; \gamma_t) + \phi_t(\widehat{P}^{(-k)}; \gamma_t)(Z_i)$. This procedure effectively truncates $\nu_t(\widehat{P}^{(-k)}; \gamma_t)(Z_i)$ to be in $[-\tau_t^{(k)}, \tau_t^{(k)}]$. We denote the one-step, split sample truncated estimator by $\widetilde{\psi}_t(\gamma_t) = \frac{1}{K} \sum_{k=1}^K \widetilde{\psi}_t^{(k)}(\gamma_t)$

In Web Appendix C, we prove the following theorem:

THEOREM 2: *Assume (1) $|Y|$ has compact support, (2) the function $u \mapsto q_t(y, x; \gamma_t, u)$ is twice differentiable with bounded second derivative for all (y, x, γ_t) and (3) $0 < \pi_t(X) < 1$ and $\mu_t(q'_t\{Y, X; \gamma_t, h_t(F_t(\cdot|X); \gamma_t); X\}) \neq 0$ with probability one. Under Model (3) and the modeling assumptions/estimation approach described in Section 4.1,*

$$\sqrt{n} \left\{ \tilde{\psi}_t(\gamma_t) - \psi_t(P; \gamma_t) \right\} \xrightarrow{D(P)} \mathcal{N}(0, \mathbb{E}[\phi_t(P; \gamma_t)(Z)^2])$$

$$\sqrt{n} \left\{ (\tilde{\psi}_1(\gamma_1) - \tilde{\psi}_0(\gamma_0)) - (\psi_1(P; \gamma_1) - \psi_0(P; \gamma_0)) \right\} \xrightarrow{D(P)} \mathcal{N}(0, \mathbb{E}[\{\phi_1(P; \gamma_1)(Z) - \phi_0(P; \gamma_0)(Z)\}^2])$$

A central element in the proof of \sqrt{n} -consistency of our estimator is the requirement that $\sqrt{n}Rem_t(\hat{P}, P; \gamma_t)$ is asymptotically negligible, which is satisfied under the modeling assumptions/estimation approach in Section 4.1.

We estimate the variance of $\tilde{\psi}_t(\gamma_t)$ by $\frac{1}{nK} \sum_{k=1}^K \hat{\sigma}_k^2(\gamma_t)$, where

$$\hat{\sigma}_k^2(\gamma_t) = \frac{1}{n_k - 1} \sum_{i: S_i=k} \{\tilde{\nu}_t(\hat{P}^{(-k)}; \gamma_t)(Z_i) - \tilde{\psi}_t^{(k)}(\gamma_t)\}^2.$$

This variance can be used to construct Wald-based confidence intervals.

5. Data Analysis

We analyzed a sample of 4,996 singleton births in Pennsylvania between 1989 and 1991. The average birth weight is 3133 grams and 3412 grams for smokers and non-smokers, respectively. The naive estimated difference (smokers minus non-smokers) is -278 grams (95% CI: -319 to -238). In our analysis, we accounted for the following maternal covariates: (1) age, (2) education (less than high school, high school, greater than high school), (3) white (yes/no), (4) hispanic (yes/no), (5) foreign (yes/no), (6) alcohol use, (7) married (yes/no), (8) liver birth order (one, two, greater than 2), (9) number of prenatal visits. Table 1 shows summary statistics for these covariates, stratified by maternal smoking status. There are striking differences between smokers and non-smokers, especially with respect to education, marital status, alcohol use and live birth order.

[Table 1 about here.]

To evaluate goodness of fit, we simulated two large datasets, each comprised of observed data on 100,000 individuals. Both datasets were generated using the empirical distribution of covariates. The first dataset (“semiparametric”) is generated using the estimated fits of the GAM and single-index models. The second dataset (“parametric”) is generated using the estimated fits of a logistic regression model for the probability of $T = 1$ given X and normal regression models for conditional distribution of Y given $T = t$ and X . We computed empirical distributions of birth weight for smokers and non-smokers based on the original (“nonparametric”) dataset, the semiparametric dataset and the parametric dataset. We then computed Kolmogorov-Smirnov (K-S) statistics of differences between the distributions estimated from the nonparametric dataset and the semiparametric/parametric datasets. For smokers (non-smokers), the K-S statistics for the semiparametric and parametric comparisons are 0.006 (0.002) and 0.05 (0.05), respectively. The semiparametric approach performs much better on the K-S metric.

In our analysis, we used $K = 5$ splits and a bi-weight kernel of the form: $\mathcal{K}(u) = \frac{15}{16}(1 - u^2)^2 I(|u| \leq 1)$. Figure 2 (top row) displays the estimated means (solid lines) of $Y(1)$ and $Y(0)$ as a function of γ_1 and γ_0 , respectively ($0.0 \leq \gamma_t \leq 0.0025$). The figure includes pointwise 95% confidence intervals (dashed lines). The estimated effect of smoking on birth weight when $\gamma_1 = \gamma_0$ (i.e., no unmeasured confounding) is -219 grams (95% CI: -271 to -168).

To understand the choice of sensitivity parameters, consider the middle row of Figure 2. Here, we present the induced estimated mean of $Y(t)$ given $T = 1 - t$ as a function of γ_t . For fixed γ_t , the induced estimated is computed as $(\hat{\psi}_t(\gamma_t) - E_n[Y|T = t]P_n[T = t])/P_n[T = 1 - t]$, where $E_n[Y|T = t]$ is the observed mean birth weight among individuals with $T = t$ and $P_n[T = t']$ is the observed proportion of individuals with smoking status t' . It makes clinical

sense that $E[Y(1)|T = 0] \leq E[Y(0)|T = 0]$ and $E[Y(0)|T = 1] \leq E[Y(1)|T = 1]$. This restricts the value of $\gamma_0 \leq 0.0012$; there are no restrictions on γ_1 .

The bottom row of Figure 2 displays a contour plot of the average causal effect, $E[Y(1)] - E[Y(0)]$ as a function of the sensitivity parameters γ_1 and γ_0 . For reference, we placed a horizontal line at $\gamma_0 = 0.0012$ and indicated the plausible region with arrows. Regardless of the choice of γ_1 and γ_0 , the upper limit of the 95% confidence interval of the average causal effect is negative. This suggests a negative impact of maternal smoking on birth weight, which is consistent with the strong biological rationale reported in the literature (Gozubuyuk et al., 2017; Albuquerque et al., 2004). Our sensitivity analysis does suggest that the estimated average causal effect is likely smaller in magnitude than reported by Almond et al. (2005); it could be as small as an estimated reduction of 95 grams.

[Figure 2 about here.]

In Web Appendices C, D and F, we present the results of three alternative approaches that have been considered in the literature: (1) Robins (1999), Brumback et al. (2004), Sjölander et al. (2022) and Lu and Ding (2023), (2) Cinelli and Hazlett (2020) and (3) Franks et al. (2020). While all approaches including ours indicate that smoking has a detrimental impact on birth weight; they differ with regard to the magnitude of the possible effects.

6. Simulation Study

To construct a realistic simulation study, we used the empirical distribution of X , the estimated distributions of $P(Y \leq y|T = t, X)$ and $P(T = 1|X)$ from the data analysis above as the true observed data generating mechanisms. We used the functional form for $q_t\{y, x; \gamma_t, h_t(F_t(\cdot|x); \gamma_t)\}$ discussed in Section 3.2. Using the observed data distribution and the choice for $q_t\{y, x; \gamma_t, h_t(F_t(\cdot|x); \gamma_t)\}$ we used (8) to compute the true value of $\mathbb{E}[Y(t)]$ as a function of γ_t and the true values of $\mathbb{E}[Y(1) - Y(0)]$ as a function of γ_1 and γ_0 (see Table 2).

In our simulation, we considered sample sizes of 1000, 2500 and 5000. For each sample size, we simulated 2000 datasets. For each simulated dataset, we used our estimation procedure to estimate $\mathbb{E}[Y(t)]$ as a function of γ_t and $\mathbb{E}[Y(1) - Y(0)]$ as a function of γ_1 and γ_0 . We evaluated estimation bias and 95% confidence interval coverage. In Table 3, we report on bias and 95% confidence interval coverage. Bias is low for all choices of sensitivity parameters and reduces with sample size. Confidence interval coverage is close to the nominal level for all sample sizes and choice of sensitivity parameters.

[Table 2 about here.]

[Table 3 about here.]

7. Discussion

In this paper, we developed a semiparametric method for assessing sensitivity to the “no unmeasured confounding” assumption, which when true, implies that the average causal effect is identified via covariate adjustment. We generalized the sensitivity analysis approach developed by [Robins et al. \(2000\)](#), [Franks et al. \(2020\)](#) and [Zhou and Yao \(2023\)](#). Our approach can be further generalized by incorporating $\pi_t(X)$ into the $q_t(\cdot)$ function, an example of which is presented in [Robins et al. \(2000\)](#).

The adjustment functional (8) is not the only way the ACE can be identified. For instance, in the “front door” model where there is measured mediator with no unmeasured causes that captures all the effect of the treatment on outcome, the ACE is identifiable via a more complicated functional ([Pearl, 2009](#)). There exist more examples of identification despite the presence of unmeasured confounders; see ([Shpitser and Pearl, 2006](#); [Bhattacharya et al., 2022](#)). The semiparametric sensitivity analysis procedure described here can be adapted to assess the underlying assumptions in those models in a robust way. This opens up several interesting directions for future work.

In the interest of simplicity and concreteness, we chose to use GAMs and single index models to estimate the nuisance functions. Due to our use of sample splitting and influence function-based estimators, all the asymptotic results will continue to hold for any nuisance estimators that converge to the truth faster than $n^{-1/4}$ rates. For example, we could have used sufficient dimension reduction techniques (see, e.g., [Ma and Zhu \(2012, 2013\)](#); [Huang and Chiang \(2017\)](#)). Alternatively, we could have used a black-box ensemble method such as Super Learner ([van der Laan et al., 2007](#)); inference would then still be asymptotically valid, as long as at least one learner has root mean squared error that scales faster than $n^{-1/4}$. Achieving root mean square error of smaller order than $n^{-1/4}$ requires that the nuisance functions belong in a function class that is not too complex. Under certain conditions, this requirement could be weakened by incorporating higher order influence function terms that would estimate the remainder $\text{Rem}_t(\hat{P}, P; \gamma_t)$ ([Robins et al., 2008, 2017](#)). This results in estimators that are considerably more complex than the (first-order) influence-function based estimator that we have constructed, and is thus beyond the scope of this paper.

References

- Albuquerque, C. A., Smith, K. R., Johnson, C., Chao, R., and Harding, R. (2004). Influence of maternal tobacco smoking during pregnancy on uterine, umbilical and fetal cerebral artery blood flows. *Early Human Development* **80**, 31–42.
- Almond, D., Chay, K. Y., and Lee, D. S. (2005). The costs of low birth weight. *The Quarterly Journal of Economics* **120**, 1031–1083.
- Berard, J., Dufour, P., Vinatier, D., Subtil, D., Vanderstichele, S., Monnier, J., and Puech, F. (1998). Fetal macrosomia: risk factors and outcome: A study of the outcome concerning 100 cases > 4500 g. *European Journal of Obstetrics & Gynecology and Reproductive Biology* **77**, 51–59.
- Bhattacharya, R., Nabi, R., and Shpitser, I. (2022). Semiparametric inference for causal

- effects in graphical models with hidden variables. *The Journal of Machine Learning Research* **23**, 13325–13400.
- Bonvini, M. and Kennedy, E. H. (2022). Sensitivity analysis via the proportion of unmeasured confounding. *Journal of the American Statistical Association* **117**, 1540–1550.
- Brumback, B. A., Hernán, M. A., Haneuse, S. J., and Robins, J. M. (2004). Sensitivity analyses for unmeasured confounding assuming a marginal structural model for repeated measures. *Statistics in Medicine* **23**, 749–767.
- Carnegie, N. B., Harada, M., and Hill, J. L. (2016). Assessing sensitivity to unmeasured confounding using a simulated potential confounder. *Journal of Research on Educational* **9**, 395–420.
- Chiang, C.-T. and Huang, M.-Y. (2012). New estimation and inference procedures for a single-index conditional distribution model. *Journal of Multivariate Analysis* **111**, 271–285.
- Cinelli, C. and Hazlett, C. (2020). Making sense of sensitivity: Extending omitted variable bias. *Journal of the Royal Statistical Society: Series B* **82**, 39–67.
- Cornfield, J., Haenszel, W., Hammond, E. C., Lilienfeld, A. M., Shimkin, M. B., and Wynder, E. L. (1959). Smoking and lung cancer: recent evidence and a discussion of some questions. *Journal of the National Cancer Institute* **22**, 173–203.
- Díaz, I., Luedtke, A. R., and van der Laan, M. J. (2018). Sensitivity analysis. In *Targeted Learning in Data Science*, pages 511–522. Springer.
- Díaz, I. and van der Laan, M. J. (2013). Sensitivity analysis for causal inference under unmeasured confounding and measurement error problems. *The International Journal of Biostatistics* **9**, 149–160.
- Ding, P. and VanderWeele, T. J. (2016). Sensitivity analysis without assumptions. *Epidemiology* **27**, 368.

- Dorie, V., Harada, M., Carnegie, N. B., and Hill, J. (2016). A flexible, interpretable framework for assessing sensitivity to unmeasured confounding. *Statistics in Medicine* **35**, 3453–3470.
- Dorn, J. and Guo, K. (2022). Sharp sensitivity analysis for inverse propensity weighting via quantile balancing. *Journal of the American Statistical Association* pages 1–13.
- Dorn, J., Guo, K., and Kallus, N. (2021). Doubly-valid/doubly-sharp sensitivity analysis for causal inference with unmeasured confounding. *arXiv preprint arXiv:2112.11449* .
- Franks, A., D’Amour, A., and Feller, A. (2020). Flexible sensitivity analysis for observational studies without observable implications. *Journal of the American Statistical Association* **115**, 1730–1746.
- Gastwirth, J. L., Krieger, A. M., and Rosenbaum, P. R. (1998). Dual and simultaneous sensitivity analysis for matched pairs. *Biometrika* **85**, 907–920.
- Gozubuyuk, A. A., Dag, H., Kaçar, A., Karakurt, Y., and Arica, V. (2017). Epidemiology, pathophysiology, clinical evaluation, and treatment of carbon monoxide poisoning in child, infant, and fetus. *Northern Clinics of Istanbul* **4**, 100–107.
- Hastie, T. J. and Tibshirani, R. J. (2017). *Generalized Additive Models*. Routledge.
- Hernán, M. A. and Robins, J. M. (2006). Estimating causal effects from epidemiological data. *Journal of Epidemiology & Community Health* **60**, 578–586.
- Horowitz, J. L., Mammen, E., et al. (2004). Nonparametric estimation of an additive model with a link function. *The Annals of Statistics* **32**, 2412–2443.
- Huang, M.-Y. and Chiang, C.-T. (2017). An effective semiparametric estimation approach for the sufficient dimension reduction model. *Journal of the American Statistical Association* **112**, 1296–1310.
- Imbens, G. W. (2003). Sensitivity to exogeneity assumptions in program evaluation. *American Economic Review* **93**, 126–132.

- Kennedy, E. H. (2022). Semiparametric doubly robust targeted double machine learning: a review. *arXiv preprint arXiv:2203.06469*.
- Lu, S. and Ding, P. (2023). Flexible sensitivity analysis for causal inference in observational studies subject to unmeasured confounding. *arXiv preprint arXiv:2305.17643*.
- Ma, Y. and Zhu, L. (2012). A semiparametric approach to dimension reduction. *Journal of the American Statistical Association* **107**, 168–179.
- Ma, Y. and Zhu, L. (2013). Efficient estimation in sufficient dimension reduction. *The Annals of Statistics* **41**, 250.
- Manski, C. F. (1990). Nonparametric bounds on treatment effects. *The American Economic Review* **80**, 319–323.
- Neyman, J. (1923). Sur les applications de la thar des probabilities aux experiences agaricales: Essay des principe. excerpts reprinted (1990) in English. *Statistical Science* **5**, 463–472.
- Palmsten, K., Nelson, K. K., Laurent, L. C., Park, S., Chambers, C. D., and Parast, M. M. (2018). Subclinical and clinical chorioamnionitis, fetal vasculitis, and risk for preterm birth: A cohort study. *Placenta* **67**, 54–60.
- Pearl, J. (2009). *Causality: Models, Reasoning, and Inference*. Cambridge University Press.
- Robins, J., Li, L., Tchetgen, E., van der Vaart, A., et al. (2008). Higher order influence functions and minimax estimation of nonlinear functionals. In *Probability and Statistics: Essays in Honor of David A. Freedman*, pages 335–421. Institute of Mathematical Statistics.
- Robins, J. M. (1986). A new approach to causal inference in mortality studies with sustained exposure periods – application to control of the healthy worker survivor effect. *Mathematical Modeling* **7**, 1393–1512.
- Robins, J. M. (1989). The analysis of randomized and non-randomized aids treatment trials using a new approach to causal inference in longitudinal studies. *Health Service Research*

Methodology: A Focus on AIDS pages 113–159.

Robins, J. M. (1999). Association, causation, and marginal structural models. *Synthese* pages 151–179.

Robins, J. M., Li, L., Mukherjee, R., Tchetgen, E. T., van der Vaart, A., et al. (2017). Minimax estimation of a functional on a structured high-dimensional model. *Annals of Statistics* **45**, 1951–1987.

Robins, J. M., Rotnitzky, A., and Scharfstein, D. O. (2000). Sensitivity analysis for selection bias and unmeasured confounding in missing data and causal inference models. In *Statistical Models in Epidemiology, the Environment, and Clinical Trials*, pages 1–94. Springer.

Robins, J. M., Rotnitzky, A., and Zhao, L. P. (1994). Estimation of regression coefficients when some regressors are not always observed. *Journal of the American Statistical Association* **89**, 846–866.

Rosenbaum, P. R. (1987). Sensitivity analysis for certain permutation inferences in matched observational studies. *Biometrika* **74**, 13–26.

Rosenbaum, P. R. and Rubin, D. B. (1983a). Assessing sensitivity to an unobserved binary covariate in an observational study with binary outcome. *Journal of the Royal Statistical Society: Series B* **45**, 212–218.

Rosenbaum, P. R. and Rubin, D. B. (1983b). The central role of the propensity score in observational studies for causal effects. *Biometrika* **70**, 41–55.

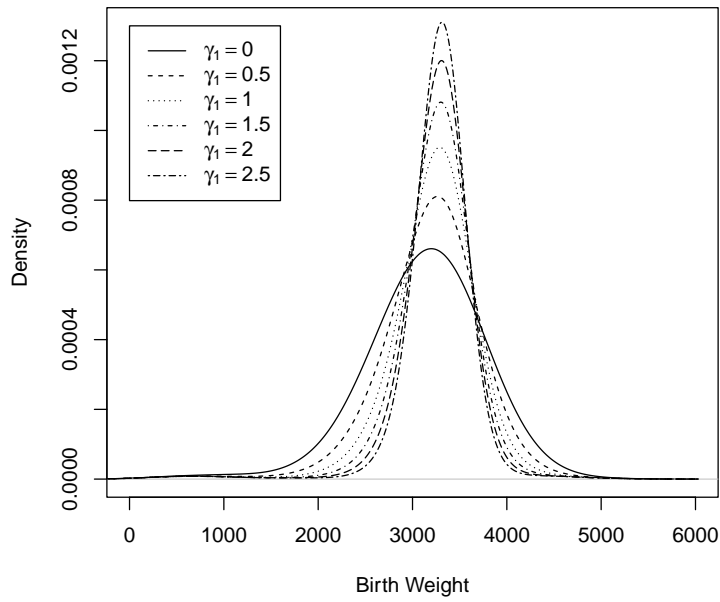
Rotnitzky, A., Smucler, E., and Robins, J. M. (2021). Characterization of parameters with a mixed bias property. *Biometrika* **108**, 231–238.

Rubin, D. B. (1974). Estimating causal effects of treatments in randomized and non-randomized studies. *Journal of Educational Psychology* **66**, 688–701.

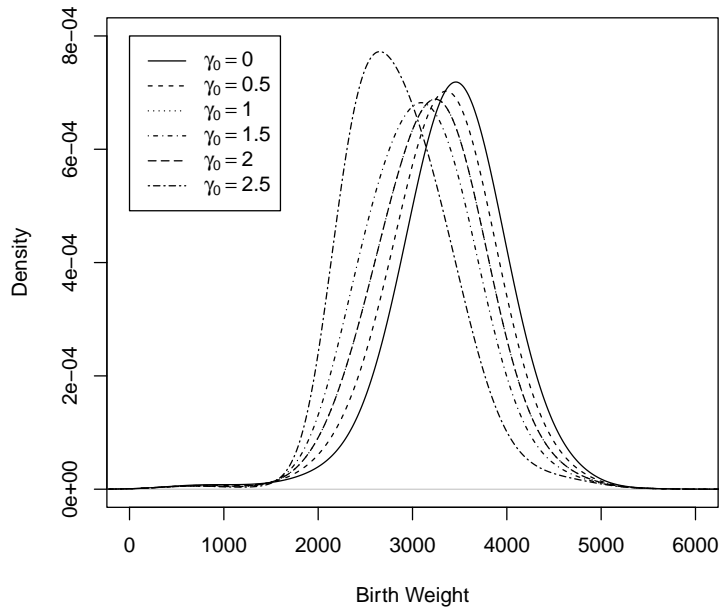
Salafia, C. M., Ernst, L. M., Pezzullo, J. C., Wolf, E. J., Rosenkrantz, T. S., and Vintzileos,

- A. M. (1995). The very low birthweight infant: maternal complications leading to preterm birth, placental lesions, and intrauterine growth. *American Journal of Perinatology* **12**, 106–110.
- Salafia, C. M., Minior, V. K., Pezzullo, J. C., Popek, E. J., Rosenkrantz, T. S., and Vintzileos, A. M. (1995). Intrauterine growth restriction in infants of less than thirty-two weeks' gestation: associated placental pathologic features. *American Journal of Obstetrics and Gynecology* **173**, 1049–1057.
- Scharfstein, D. O. and Irizarry, R. A. (2003). Generalized additive selection models for the analysis of studies with potentially nonignorable missing outcome data. *Biometrics* **59**, 601–613.
- Scharfstein, D. O., Rotnitzky, A., and Robins, J. M. (1999). Adjusting for nonignorable drop-out using semiparametric nonresponse models. *Journal of the American Statistical Association* **94**, 1096–1120.
- Shen, C., Li, X., Li, L., and Were, M. C. (2011). Sensitivity analysis for causal inference using inverse probability weighting. *Biometrical Journal* **53**, 822–837.
- Shpitser, I. and Pearl, J. (2006). Identification of joint interventional distributions in recursive semi-Markovian causal models. In *Proceedings of the Twenty-First National Conference on Artificial Intelligence (AAAI-06)*. AAAI Press, Palo Alto.
- Sjölander, A., Gabriel, E. E., and Ciocănea-Teodorescu, I. (2022). Sensitivity analysis for causal effects with generalized linear models. *Journal of Causal Inference* **10**, 441–479.
- Stotland, N., Caughey, A., Breed, E., and Escobar, G. (2004). Risk factors and obstetric complications associated with macrosomia. *International Journal of Gynecology & Obstetrics* **87**, 220–226.
- Tan, Z. (2006). A distributional approach for causal inference using propensity scores. *Journal of the American Statistical Association* **101**, 1619–1637.

- Tsiatis, A. A. (2006). *Semiparametric Theory and Missing Data*. Springer.
- van der Laan, M. J., Polley, E. C., and Hubbard, A. E. (2007). Super learner. *Statistical Applications in Genetics and Molecular Biology* **6**, Article 25.
- van Der Laan, M. J. and Rubin, D. (2006). Targeted maximum likelihood learning. *The International Journal of Biostatistics* **2**, Article 11.
- VanderWeele, T. J. and Arah, O. A. (2011). Bias formulas for sensitivity analysis of unmeasured confounding for general outcomes, treatments, and confounders. *Epidemiology* pages 42–52.
- Veitch, V. and Zaveri, A. (2020). Sense and sensitivity analysis: Simple post-hoc analysis of bias due to unobserved confounding. *Advances in Neural Information Processing Systems* **33**, 10999–11009.
- Wang, L., Zheng, C., Zhou, W., and Zhou, W.-X. (2021). A new principle for tuning-free huber regression. *Statistica Sinica* **31**, 2153–2177.
- Yadlowsky, S., Namkoong, H., Basu, S., Duchi, J., and Tian, L. (2018). Bounds on the conditional and average treatment effect with unobserved confounding factors. *arXiv preprint arXiv:1808.09521* .
- Zhang, B. and Tchetgen Tchetgen, E. J. (2022). A semi-parametric approach to model-based sensitivity analysis in observational studies. *Journal of the Royal Statistical Society Series A* **185**, S668–S691.
- Zhao, Q., Small, D. S., and Bhattacharya, B. B. (2019). Sensitivity analysis for inverse probability weighting estimators via the percentile bootstrap. *Journal of the Royal Statistical Society: Series B* **81**, 735–761.
- Zhou, M. and Yao, W. (2023). Sensitivity analysis of unmeasured confounding in causal inference based on exponential tilting and super learner. *Journal of Applied Statistics* **50**, 744–760.

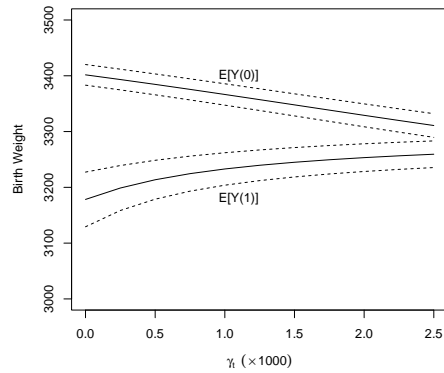


(a) Smokers

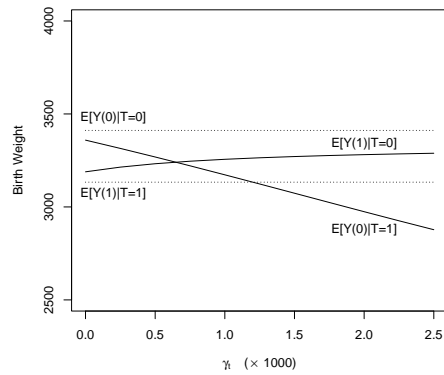


(b) Non-smokers

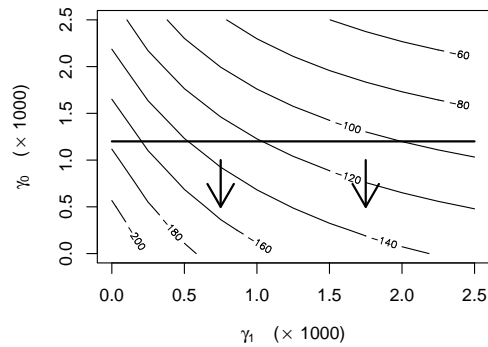
Figure 1: Distribution of birth weight under smoking (non-smoking) for non-smokers (smokers), for various choices of sensitivity analysis parameters ($\times 1000$), relative to estimated density of observed birth weights for smokers (non-smokers).



(a) $E[Y(t)]$ as a function of $\gamma_t (\times 1000)$



(b) $E[Y(t)|T = 1 - t]$ as a function of $\gamma_t (\times 1000)$



(c) Contour plot of $E[Y(1)] - E[Y(0)]$ as a function of $\gamma_1 (\times 1000)$ and $\gamma_0 (\times 1000)$

Figure 2: Top row displays the estimated means (solid lines) of $Y(t)$ and pointwise 95% confidence intervals (dashed lines) as a function of γ_t . Middle row displays the indicated means of $E[Y(t)|T = 1 - t]$ as a function of γ_t . Bottom row displays a contour plot of estimated treatment effects as a function of γ_1 and γ_0 ; the region with arrows reflects the plausible range of sensitivity parameters.

	Smoker <i>n</i> = 942	Non-smoker <i>n</i> = 4054
Age (Mean/IQR)	25.4/8.0	26.9/8.0
13 – 22 (%)	32.5	23.6
23 – 27 (%)	32.7	28.8
28 – 31 (%)	20.9	26.3
31 – 45 (%)	13.9	21.1
Education (%)		
Less than HS (%)	32.5	14.6
HS (%)	50.8	43.3
Greater than HS (%)	16.7	42.1
Race (%)		
White (%)	79.6	84.0
Non-White (%)	20.4	16.0
Ethnicity (%)		
Hispanic (%)	3.0	4.0
Non-Hispanic (%)	97.0	96.0
Foreign (%)		
Yes (%)	2.7	6.2
No (%)	97.3	93.8
Alcohol (%)		
Yes (%)	9.6	1.9
No (%)	90.4	98.1
Marital Status (%)		
Married (%)	47.3	74.6
Not Married (%)	52.7	36.4
Live Birth Order (%)		
One	34.3	43.0
Two	32.8	31.9
Greater than Two	32.9	25.1
Prenatal Visits (Mean/IQR)	9.7/5.0	10.8/4.0
0 – 9 (%)	41.0	28.4
10 – 11 (%)	22.4	23.9
12 – 13 (%)	22.5	29.6
14 – 49 (%)	14.1	18.2

Table 1: Distribution of covariates by smoking status

γ_0/γ_1	0.00	0.25	0.50	0.75	1.00	1.25	1.50	1.75	2.00	2.25	2.50
0.00	3183.54 [†]	3196.81	3208.96	3219.74	3229.12	3237.18	3244.07	3249.94	3254.96	3259.25	3262.95
0.25	3403.40*	-210.21	-200.47	-190.69	-180.93	-171.24	-161.67	-152.28	-143.14	-134.29	-125.79
0.50	3393.74	-196.93	-187.19	-177.42	-167.66	-157.96	-148.39	-139.01	-129.86	-121.02	-112.52
0.75	3384.01	-184.78	-175.04	-165.27	-155.50	-145.81	-136.24	-126.85	-117.71	-108.86	-100.37
1.00	3374.23	-174.00	-164.26	-154.49	-144.72	-135.03	-125.46	-116.07	-106.93	-98.08	-89.59
1.25	3364.47	-164.28	-154.89	-145.11	-135.35	-125.65	-116.08	-106.7	-97.55	-88.71	-80.21
1.50	3354.77	-166.22	-146.83	-137.05	-127.29	-117.59	-108.02	-98.64	-89.49	-80.65	-72.15
1.75	3345.20	-159.33	-139.94	-130.16	-120.40	-110.71	-101.14	-91.75	-82.61	-73.76	-65.26
2.00	3335.82	-153.46	-134.06	-124.29	-114.53	-104.83	-95.26	-85.87	-76.73	-67.89	-59.39
2.25	3326.67	-148.44	-129.05	-119.27	-109.51	-99.81	-90.24	-80.86	-71.72	-62.87	-54.37
2.50	3317.83	-144.15	-124.75	-114.98	-105.21	-95.52	-85.95	-76.56	-67.42	-58.57	-50.08
2.50	3309.33	-140.45	-121.06	-111.28	-101.52	-91.83	-82.26	-72.87	-63.73	-54.88	-46.38

Table 2: True Values. [†] $E[Y(1)]$; * $E[Y(1)]$; $E[Y(0)]$; $E[Y(1)] - E[Y(0)]$

γ_0/γ_1 ($\times 1000$)		n	0.00	0.25	0.50	0.75	1.00	1.25	1.50	1.75	2.00	2.25	2.50	
	1000		-13.44 [†]	-11.50	-10.64	-10.3	-10.16	-10.12	-10.11	-10.16	-10.2	-10.28	-10.38	
			<i>0.95[†]</i>	<i>0.95</i>	<i>0.95</i>	<i>0.95</i>	<i>0.95</i>	<i>0.95</i>	<i>0.95</i>	<i>0.94</i>	<i>0.94</i>	<i>0.94</i>	<i>0.94</i>	<i>0.94</i>
		2500	-4.66	-3.99	-3.70	-3.62	-3.64	-3.73	-3.83	-3.94	-4.06	-4.17	-4.27	
	2500		<i>0.96</i>	<i>0.96</i>	<i>0.96</i>	<i>0.96</i>	<i>0.96</i>	<i>0.96</i>	<i>0.96</i>	<i>0.96</i>	<i>0.96</i>	<i>0.96</i>	<i>0.96</i>	
		5000	-2.11	-1.94	-1.86	-1.86	-1.9	-1.96	-2.03	-2.11	-2.20	-2.27	-2.35	
			<i>0.95</i>	<i>0.95</i>	<i>0.95</i>	<i>0.95</i>	<i>0.95</i>	<i>0.95</i>	<i>0.95</i>	<i>0.95</i>	<i>0.95</i>	<i>0.95</i>	<i>0.95</i>	
0.00	1000		-0.74*	-12.70 [•]	-12.35	-11.99	-11.63	-11.27	-10.9	-10.55	-10.21	-9.89	-9.57	-9.27
			<i>0.95*</i>	<i>0.95</i>	<i>0.95</i>	<i>0.95</i>	<i>0.95</i>	<i>0.95</i>	<i>0.95</i>	<i>0.95</i>	<i>0.95</i>	<i>0.95</i>	<i>0.95</i>	<i>0.95</i>
		2500	-0.25	-4.41	-4.27	-4.13	-3.99	-3.85	-3.7	-3.56	-3.43	-3.3	-3.18	-3.07
	2500		<i>0.94</i>	<i>0.95</i>	<i>0.95</i>	<i>0.95</i>	<i>0.95</i>	<i>0.95</i>	<i>0.95</i>	<i>0.95</i>	<i>0.95</i>	<i>0.95</i>	<i>0.95</i>	
		5000	0.09	-2.20	-2.12	-2.04	-1.96	-1.87	-1.79	-1.7	-1.62	-1.54	-1.46	-1.39
			<i>0.95</i>	<i>0.95</i>	<i>0.95</i>	<i>0.95</i>	<i>0.95</i>	<i>0.95</i>	<i>0.95</i>	<i>0.95</i>	<i>0.95</i>	<i>0.95</i>	<i>0.95</i>	
0.25	1000		-1.09	-10.77	-10.42	-10.06	-9.70	-9.34	-8.97	-8.61	-8.28	-7.95	-7.64	-7.34
			<i>0.95</i>	<i>0.95</i>	<i>0.95</i>	<i>0.95</i>	<i>0.95</i>	<i>0.95</i>	<i>0.95</i>	<i>0.95</i>	<i>0.95</i>	<i>0.95</i>	<i>0.95</i>	<i>0.95</i>
		2500	-0.39	-3.74	-3.60	-3.46	-3.32	-3.17	-3.03	-2.89	-2.76	-2.63	-2.51	-2.40
	2500		<i>0.94</i>	<i>0.96</i>	<i>0.95</i>	<i>0.95</i>	<i>0.96</i>	<i>0.96</i>	<i>0.96</i>	<i>0.96</i>	<i>0.96</i>	<i>0.96</i>	<i>0.96</i>	
		5000	0.01	-2.03	-1.95	-1.87	-1.78	-1.7	-1.62	-1.53	-1.45	-1.37	-1.29	-1.22
			<i>0.95</i>	<i>0.95</i>	<i>0.95</i>	<i>0.95</i>	<i>0.95</i>	<i>0.95</i>	<i>0.95</i>	<i>0.95</i>	<i>0.95</i>	<i>0.95</i>	<i>0.95</i>	
0.50	1000		-1.44	-9.90	-9.55	-9.19	-8.83	-8.47	-8.1	-7.75	-7.41	-7.09	-6.77	-6.47
			<i>0.95</i>	<i>0.95</i>	<i>0.95</i>	<i>0.95</i>	<i>0.95</i>	<i>0.95</i>	<i>0.95</i>	<i>0.95</i>	<i>0.95</i>	<i>0.95</i>	<i>0.95</i>	<i>0.95</i>
		2500	-0.53	-3.45	-3.31	-3.17	-3.02	-2.88	-2.74	-2.6	-2.46	-2.34	-2.22	-2.10
	2500		<i>0.94</i>	<i>0.96</i>	<i>0.96</i>	<i>0.96</i>	<i>0.96</i>	<i>0.96</i>	<i>0.96</i>	<i>0.96</i>	<i>0.96</i>	<i>0.96</i>	<i>0.96</i>	
		5000	-0.07	-1.96	-1.88	-1.8	-1.71	-1.63	-1.54	-1.46	-1.38	-1.3	-1.22	-1.14
			<i>0.95</i>	<i>0.95</i>	<i>0.95</i>	<i>0.95</i>	<i>0.95</i>	<i>0.95</i>	<i>0.95</i>	<i>0.95</i>	<i>0.95</i>	<i>0.95</i>	<i>0.95</i>	
0.75	1000		-1.80	-9.56	-9.21	-8.86	-8.5	-8.13	-7.76	-7.41	-7.07	-6.75	-6.44	-6.13
			<i>0.95</i>	<i>0.95</i>	<i>0.95</i>	<i>0.95</i>	<i>0.95</i>	<i>0.95</i>	<i>0.95</i>	<i>0.95</i>	<i>0.95</i>	<i>0.95</i>	<i>0.95</i>	<i>0.95</i>
		2500	-0.67	-3.36	-3.22	-3.08	-2.94	-2.8	-2.66	-2.52	-2.38	-2.25	-2.13	-2.02
	2500		<i>0.94</i>	<i>0.96</i>	<i>0.96</i>	<i>0.96</i>	<i>0.96</i>	<i>0.96</i>	<i>0.96</i>	<i>0.96</i>	<i>0.95</i>	<i>0.95</i>	<i>0.95</i>	
		5000	-0.15	-1.95	-1.87	-1.79	-1.71	-1.62	-1.54	-1.46	-1.37	-1.29	-1.21	-1.14
			<i>0.95</i>	<i>0.95</i>	<i>0.95</i>	<i>0.95</i>	<i>0.95</i>	<i>0.95</i>	<i>0.95</i>	<i>0.95</i>	<i>0.95</i>	<i>0.95</i>	<i>0.95</i>	
1.00	1000		-2.17	-9.43	-9.08	-8.72	-8.36	-8.00	-7.63	-7.27	-6.93	-6.61	-6.30	-6.00
			<i>0.95</i>	<i>0.95</i>	<i>0.95</i>	<i>0.95</i>	<i>0.95</i>	<i>0.95</i>	<i>0.95</i>	<i>0.95</i>	<i>0.95</i>	<i>0.95</i>	<i>0.95</i>	<i>0.95</i>
		2500	-0.82	-3.39	-3.25	-3.11	-2.97	-2.83	-2.68	-2.54	-2.41	-2.28	-2.16	-2.05
	2500		<i>0.94</i>	<i>0.96</i>	<i>0.96</i>	<i>0.96</i>	<i>0.96</i>	<i>0.96</i>	<i>0.96</i>	<i>0.96</i>	<i>0.95</i>	<i>0.95</i>	<i>0.95</i>	
		5000	-0.24	-2.00	-1.92	-1.84	-1.75	-1.67	-1.58	-1.5	-1.42	-1.34	-1.26	-1.18
			<i>0.94</i>	<i>0.95</i>	<i>0.95</i>	<i>0.95</i>	<i>0.95</i>	<i>0.95</i>	<i>0.95</i>	<i>0.95</i>	<i>0.95</i>	<i>0.95</i>	<i>0.95</i>	
1.25	1000		-2.54	-9.38	-9.03	-8.68	-8.32	-7.95	-7.59	-7.23	-6.89	-6.57	-6.26	-5.96
			<i>0.95</i>	<i>0.95</i>	<i>0.95</i>	<i>0.95</i>	<i>0.95</i>	<i>0.95</i>	<i>0.95</i>	<i>0.95</i>	<i>0.95</i>	<i>0.95</i>	<i>0.95</i>	<i>0.95</i>
		2500	-0.96	-3.47	-3.34	-3.2	-3.05	-2.91	-2.77	-2.63	-2.49	-2.36	-2.24	-2.13
	2500		<i>0.94</i>	<i>0.96</i>	<i>0.96</i>	<i>0.96</i>	<i>0.96</i>	<i>0.95</i>	<i>0.95</i>	<i>0.95</i>	<i>0.95</i>	<i>0.95</i>	<i>0.95</i>	
		5000	-0.32	-2.06	-1.98	-1.90	-1.81	-1.73	-1.64	-1.56	-1.48	-1.39	-1.32	-1.24
			<i>0.95</i>	<i>0.95</i>	<i>0.95</i>	<i>0.95</i>	<i>0.95</i>	<i>0.95</i>	<i>0.95</i>	<i>0.94</i>	<i>0.94</i>	<i>0.94</i>	<i>0.94</i>	
1.50	1000		-2.89	-9.37	-9.02	-8.67	-8.31	-7.94	-7.57	-7.22	-6.88	-6.56	-6.25	-5.94
			<i>0.95</i>	<i>0.95</i>	<i>0.95</i>	<i>0.95</i>	<i>0.95</i>	<i>0.95</i>	<i>0.95</i>	<i>0.95</i>	<i>0.95</i>	<i>0.95</i>	<i>0.95</i>	<i>0.95</i>
		2500	-1.10	-3.57	-3.44	-3.3	-3.15	-3.01	-2.87	-2.73	-2.59	-2.46	-2.34	-2.23
	2500		<i>0.94</i>	<i>0.96</i>	<i>0.96</i>	<i>0.96</i>	<i>0.96</i>	<i>0.95</i>	<i>0.95</i>	<i>0.95</i>	<i>0.95</i>	<i>0.95</i>	<i>0.95</i>	
		5000	-0.40	-2.13	-2.05	-1.96	-1.88	-1.80	-1.71	-1.63	-1.54	-1.46	-1.39	-1.31
			<i>0.95</i>	<i>0.94</i>	<i>0.94</i>	<i>0.95</i>	<i>0.94</i>	<i>0.94</i>	<i>0.94</i>	<i>0.94</i>	<i>0.94</i>	<i>0.94</i>	<i>0.94</i>	
1.75	1000		-3.23	-9.42	-9.07	-8.72	-8.36	-7.99	-7.62	-7.27	-6.93	-6.61	-6.3	-5.99
			<i>0.95</i>	<i>0.94</i>	<i>0.95</i>	<i>0.95</i>	<i>0.95</i>	<i>0.95</i>	<i>0.95</i>	<i>0.95</i>	<i>0.95</i>	<i>0.95</i>	<i>0.95</i>	<i>0.95</i>
		2500	-1.23	-3.69	-3.55	-3.41	-3.27	-3.13	-2.99	-2.85	-2.71	-2.58	-2.46	-2.35
	2500		<i>0.95</i>	<i>0.95</i>	<i>0.95</i>	<i>0.96</i>	<i>0.96</i>	<i>0.95</i>	<i>0.95</i>	<i>0.95</i>	<i>0.95</i>	<i>0.95</i>	<i>0.95</i>	
		5000	-0.49	-2.20	-2.12	-2.04	-1.96	-1.87	-1.79	-1.71	-1.62	-1.54	-1.46	-1.39
			<i>0.95</i>	<i>0.95</i>	<i>0.95</i>	<i>0.94</i>	<i>0.94</i>	<i>0.94</i>	<i>0.94</i>	<i>0.94</i>	<i>0.94</i>	<i>0.94</i>	<i>0.94</i>	
2.00	1000		-3.55	-9.47	-9.12	-8.76	-8.4	-8.04	-7.67	-7.32	-6.98	-6.65	-6.34	-6.04
			<i>0.95</i>	<i>0.94</i>	<i>0.94</i>	<i>0.94</i>	<i>0.94</i>	<i>0.95</i>	<i>0.95</i>	<i>0.95</i>	<i>0.95</i>	<i>0.95</i>	<i>0.95</i>	<i>0.95</i>
		2500	-1.36	-3.81	-3.67	-3.53	-3.39	-3.25	-3.11	-2.97	-2.83	-2.7	-2.58	-2.47
	2500		<i>0.95</i>	<i>0.96</i>	<i>0.96</i>	<i>0.96</i>	<i>0.96</i>	<i>0.96</i>	<i>0.96</i>	<i>0.96</i>	<i>0.95</i>	<i>0.95</i>	<i>0.95</i>	
		5000	-0.57	-2.29	-2.21	-2.13	-2.04	-1.96	-1.88	-1.79	-1.71	-1.63	-1.55	-1.48
			<i>0.95</i>	<i>0.94</i>	<i>0.95</i>	<i>0.95</i>	<i>0.95</i>	<i>0.94</i>	<i>0.94</i>	<i>0.94</i>	<i>0.94</i>	<i>0.94</i>	<i>0.95</i>	
2.25	1000		-3.86	-9.54	-9.19	-8.84	-8.48	-8.11	-7.74	-7.39	-7.05	-6.73	-6.42	-6.11
			<i>0.95</i>	<i>0.94</i>	<i>0.94</i>	<i>0.94</i>	<i>0.95</i>	<i>0.95</i>	<i>0.95</i>	<i>0.95</i>	<i>0.95</i>	<i>0.95</i>	<i>0.95</i>	<i>0.95</i>
		2500	-1.48	-3.92	-3.78	-3.64	-3.5	-3.36	-3.22	-3.08	-2.94	-2.81	-2.69	-2.58
	2500		<i>0.95</i>	<i>0.96</i>	<i>0.96</i>	<i>0.96</i>	<i>0.96</i>	<i>0.96</i>	<i>0.96</i>	<i>0.96</i>	<i>0.96</i>	<i>0.96</i>	<i>0.96</i>	
		5000	-0.65	-2.36	-2.29	-2.20	-2.12	-2.04	-1.95	-1.87	-1.78	-1.7	-1.63	-1.55
			<i>0.95</i>	<i>0.94</i>	<i>0.95</i>	<i>0.95</i>	<i>0.95</i>	<i>0.94</i>	<i>0.94</i>	<i>0.94</i>	<i>0.94</i>	<i>0.94</i>	<i>0.94</i>	
2.50	1000		-4.17	-9.64	-9.29	-8.94	-8.58	-8.21	-7.84	-7.49	-7.15	-6.83	-6.52	-6.21
			<i>0.95</i>	<i>0.95</i>	<i>0.94</i>	<i>0.94</i>	<i>0.94</i>	<i>0.94</i>	<i>0.94</i>	<i>0.95</i>	<i>0.95</i>	<i>0.95</i>	<i>0.95</i>	<i>0.95</i>
		2500	-1.60	-4.02	-3.88	-3.74	-3.6	-3.46	-3.31	-3.17	-3.04	-2.91	-2.79	-2.68
	2500		<i>0.95</i>	<i>0.96</i>	<i>0.96</i>	<i>0.96</i>	<i>0.96</i>	<i>0.96</i>	<i>0.96</i>	<i>0.96</i>	<i>0.96</i>	<i>0.96</i>	<i>0.96</i>	
		5000	-0.72	-2.44	-2.36	-2.28	-2.20	-2.11	-2.03	-1.94	-1.86	-1.78	-1.70	-1.63
			<i>0.95</i>	<i>0.95</i>	<i>0.95</i>	<i>0.95</i>	<i>0.94</i>	<i>0.94</i>	<i>0.95</i>	<i>0.95</i>	<i>0.94</i>	<i>0.94</i>	<i>0.95</i>	

Table 3: Results of simulation study for various sample sizes: Regular font denotes bias

Supporting Information for
“Semiparametric Sensitivity Analysis:
Unmeasured Confounding In Observational Studies”
by Scharfstein, Nabi, Kennedy, Huang, Bonvini, Schmid

(A) Proof of Theorem 1 (Non-Parametric Efficient Influence Function)

Consider a statistical model \mathcal{M} composed of distributions \tilde{P} , with P denoting the true distribution. A distribution $\tilde{P} \in \mathcal{M}$ is characterized by $\tilde{F}_t(y | x) = \tilde{P}(Y \leq y | T = t, X = x)$, $\tilde{\pi}_t(x) = \tilde{P}(T = t | X = x)$, and $\tilde{F}(x) = \tilde{P}(X \leq x)$. Let $\{\tilde{P}_\theta : \tilde{P}_\theta \in \mathcal{M}\}$. Let $\delta(Z)$ be the score for θ evaluated at $\theta = 0$. We consider parametric submodels of the following form:

$$\begin{aligned} d\tilde{F}_\theta(x) &= dF(x)\{1 + \epsilon j(x)\} \\ d\tilde{F}_{t,\theta}(y|x) &= dF_t(y | x)\{1 + \eta_t k_t(y, x)\} \\ \tilde{\pi}_{t,\theta}(x) &= \frac{\{\pi_1(x) \exp\{\delta l(x)\}\}^t \pi_0(x)^{1-t}}{\pi_1(x) \exp\{\delta l(x)\} + \pi_0(x)} \end{aligned}$$

where $\theta = (\epsilon, \eta_0, \eta_1, \delta)$, $\mathbb{E}[j(X)] = 0$, $\mathbb{E}[k_t(Y, X) | T = t, X] = 0$ and $l(X)$ is any function of X .

The associated score functions are $j(X)$, $Tk_1(Y, X) + (1 - T)k_0(Y, X)$, and $\{T - \pi_1(X)\}l(X)$.

The target parameter as a function of \tilde{P}_θ , $\psi_t(\tilde{P}_\theta; \gamma_t)$, is

$$\begin{aligned} \psi_t(\tilde{P}_\theta; \gamma_t) &= \int_x \int_y y d\tilde{F}_{t,\theta}(y | x) \tilde{\pi}_{t,\theta}(x) d\tilde{F}_\theta(x) + \\ &\quad \int_x \int_y y q_t\{y, x; \gamma_t, h_t(\tilde{F}_{t,\theta}(\cdot | x); \gamma_t)\}; x d\tilde{F}_{t,\theta}(y | x) \tilde{\pi}_{1-t,\theta}(x) d\tilde{F}_\theta(x). \end{aligned}$$

The derivative of $\psi_t(\tilde{P}_\theta; \gamma_t)$ with respect to ϵ evaluated at $\theta = 0$ is

$$\int_x \{\mu_t(Y; x) \pi_t(x) + \mu_t(Y q_t\{Y, x; \gamma_t, h_t(F_t(\cdot | x); \gamma_t)\}; x) \pi_{1-t}(x)\} j(x) dF(x).$$

The derivative of $\psi_t(\tilde{P}_\theta; \gamma_t)$ with respect to η_t evaluated at $\theta = 0$ is

$$\begin{aligned} &\int_x \left\{ \left[\mu_t(Y q_t\{Y, x; \gamma_t, h_t(F_t(\cdot | x); \gamma_t)\} k_t(Y, x); x) \right. \right. \\ &\quad \left. \left. + \mu_t(Y q'_t\{Y, x; \gamma_t, h_t(F_t(\cdot | x); \gamma_t)\}; x) \frac{\partial h_t(\tilde{F}_{t,\theta}(\cdot | x); \gamma_t)}{\partial \eta_t} \Big|_{\theta=0} \right] \pi_{1-t}(x) \right. \\ &\quad \left. + \mu_t(Y k_t(Y, x); x) \pi_t(x) \right\} dF(x). \end{aligned}$$

where $q'_t\{y, x; \gamma_t, h_t(F_t(\cdot | x); \gamma_t)\}$ is the derivative of q_t with respect to h_t argument. In the

special case of

$$\begin{aligned} & q_t\{y, x; \gamma_t, h_t(F_t(\cdot|x)); \gamma_t\} \\ &= 1 - \mathcal{L}\left\{\frac{y - c(t)}{\epsilon(t)}\right\} + \frac{\mathcal{L}\left\{\frac{y-c(t)}{\epsilon(t)}\right\} \exp\{\gamma_t u_t(y, \mathbf{c}(t))\} \mu_t\left(\mathcal{L}\left\{\frac{Y-c(t)}{\epsilon(t)}\right\}; x\right)}{\mu_t\left(\mathcal{L}\left\{\frac{Y-c(t)}{\epsilon(t)}\right\} \exp\{\gamma_t u_t(Y, \mathbf{c}(t))\}; x\right)}, \end{aligned}$$

we have $q'_t\{y, x; \gamma_t, h_t(F_t(\cdot|x)); \gamma_t\} = \mathcal{L}\left\{\frac{y-c(t)}{\epsilon(t)}\right\} \exp\{\gamma_t u_t(y, \mathbf{c}(t))\}$. In the special case of

$$q_t\{y, x; \gamma_t, h_t(F_t(\cdot|x)); \gamma_t\} = \frac{\exp\{\gamma_t s_t(y)\}}{\mu_t(\exp\{\gamma_t s_t(Y); X\})},$$

we have $q'_t\{y, x; \gamma_t, h_t(F_t(\cdot|x)); \gamma_t\} = \exp\{\gamma_t s_t(y)\}$.

To compute the derivative of $h_t(\tilde{F}_{t,\theta}(\cdot|x); \gamma_t)$ with respect to η_t , we use implicit differentiation. In particular, because

$$\int d\tilde{F}_{t,\theta}(y|x) q_t\{y, x; \gamma_t, h_t(\tilde{F}_{t,\theta}(\cdot|x)); \gamma_t\} = 1,$$

we have

$$\begin{aligned} & \frac{d}{d\eta_t} \int d\tilde{F}_{t,\theta}(y|x) q_t\{y, x; \gamma_t, h_t(\tilde{F}_{t,\theta}(\cdot|x)); \gamma_t\} \Big|_{\theta=0} \\ &= \int \frac{d}{d\eta_t} d\tilde{F}_{t,\theta}(y|x) \Big|_{\theta=0} q_t\{y, x; \gamma_t, h_t(F_t(\cdot|x)); \gamma_t\} \\ &+ \int dF_t(y|x) q'_t\{y, x; \gamma_t, h_t(F_t(\cdot|x)); \gamma_t\} \frac{d}{d\eta_t} h_t(\tilde{F}_{t,\theta}(\cdot|x)); \gamma_t \Big|_{\theta=0} = 0 \end{aligned}$$

Therefore, we conclude that

$$\frac{d}{d\eta_t} h_t(\tilde{F}_{t,\theta}(\cdot|x); \gamma_t) \Big|_{\theta=0} = -\frac{\mu_t(q_t\{Y, x; \gamma_t, h_t(F_t(\cdot|x)); \gamma_t\}) k_t(Y, x); x)}{\mu_t(q'_t\{Y, x; \gamma_t, h_t(F_t(\cdot|x)); \gamma_t\}); x)}$$

Here, we assume that $\mu_t(q'_t\{Y, x; \gamma_t, h_t(F_t(\cdot|x)); \gamma_t\}); x \neq 0$ for all x, γ_t . Putting everything together, we have that the derivative of $\psi_t(\tilde{P}_\theta; \gamma_t)$ with respect to η_t evaluated at $\theta = 0$ is

$$\begin{aligned} & \int_x \left\{ \left[\mu_t(Y q_t\{Y, x; \gamma_t, h_t(F_t(\cdot|x)); \gamma_t\}) k_t(Y, x); x \right. \right. \\ & \left. \left. - \frac{\mu_t(Y q'_t\{Y, x; \gamma_t, h_t(F_t(\cdot|x)); \gamma_t\}); x)}{\mu_t(q'_t\{Y, x; \gamma_t, h_t(F_t(\cdot|x)); \gamma_t\}); x)} \mu_t(q_t\{Y, x; \gamma_t, h_t(F_t(\cdot|x)); \gamma_t\}) k_t(Y, x); x \right] \pi_{1-t}(x) \right. \\ & \left. + \mu_t(Y k_t(Y, x); x) \pi_t(x) \right\} dF(x). \end{aligned}$$

The derivative of $\psi_t(\tilde{P}_\theta; \gamma_t)$ with respect to η_{1-t} evaluated at $\theta = 0$ is 0.

The derivative of $\psi_t(\tilde{P}_\theta; \gamma_t)$ with respect to δ evaluated at $\theta = 0$ is

$$\int_x (-1)^{t+1} \left\{ \mu_t(Y; x) - \mu_t(Y q_t\{Y, x; \gamma_t, h_t(F_t(\cdot|x); \gamma_t)\}; x) \right\} \pi_1(x) \pi_0(x) l(x) dF(x).$$

Any mean zero observed data random variable can be expressed as

$$w(Z) = a(X) + \sum_{t=0}^1 I(T = t) b_t(Y, X) + (T - \pi_1(X)) c(X),$$

where $E[a(X)] = 0$, $E[b_t(Y, X)|T = t, X] = 0$ and $c(X)$ is an unspecified function of X . The set of all $w(Z)$ is the non-parametric tangent space. To find the non-parametric efficient influence function, we need to find choices of $a(X)$, $b_t(Y, X)$ and $c(X)$ such that $E[a(X)j(X)] = \partial\psi_t(\tilde{P}_\theta; \gamma_t)/\partial\epsilon|_{\theta=0}$, $E[I(T = t)b_t(Y, X)k_t(Y, X)] = \partial\psi_t(\tilde{P}_\theta; \gamma_t)/\partial\eta_t|_{\theta=0}$ and $E[(T - \pi_1(X))^2 c(X)l(X)] = \psi_t(\tilde{P}_\theta; \gamma_t)/\partial\delta|_{\theta=0}$. It can be shown that $a(X)$, $b_t(X)$, $b_{1-t}(X)$ and $c(X)$ are, respectively, equal to

$$a(X; \gamma_t) = \mu_t(Y; X)\pi_t(X) + \mu_t(Y q_t\{Y, X; \gamma_t, h_t(F_t(\cdot|X); \gamma_t)\}; X)\pi_{1-t}(X) - \psi_t(P; \gamma_t)$$

$$b_t(X; \gamma_t) = Y - \mu_t(Y; X)$$

$$\begin{aligned} &+ \frac{\pi_{1-t}(X)}{\pi_t(X)} \times (Y q_t\{Y, X; \gamma_t, h_t(F_t(\cdot|X); \gamma_t)\} - \mu_t(Y q_t\{Y, X; \gamma_t, h_t(F_t(\cdot|X); \gamma_t)\}; X)) \\ &- \frac{\pi_{1-t}(X)}{\pi_t(X)} \times \frac{\mu_t(Y q_t'\{Y, X; \gamma_t, h_t(F_t(\cdot|X); \gamma_t)\}; X)}{\mu_t(q_t'\{Y, X; \gamma_t, h_t(F_t(\cdot|X); \gamma_t)\}; X)} \times \\ &\quad (q_t\{Y, X; \gamma_t, h_t(F_t(\cdot|X); \gamma_t)\} - \mu_t(q_t\{Y, X; \gamma_t, h_t(F_t(\cdot|X); \gamma_t)\}; X)) \end{aligned}$$

$$b_{1-t}(Y, X; \gamma_t) = 0$$

$$c(X; \gamma_t) = (-1)^{t+1} \left\{ \mu_t(Y; X) - \mu_t(Y q_t\{Y, X; \gamma_t, h_t(F_t(\cdot|X); \gamma_t)\}; X) \right\}.$$

Hence, the non-parametric efficient influence function that corresponds to $\psi_t(P; \gamma_t)$ is as

follows:

$$\begin{aligned}
\phi_t(P; \gamma_t)(Z) &= I(T = t)Y + \\
&+ I(T = t) \left\{ \frac{\pi_{1-t}(X)}{\pi_t(X)} \times (Y q_t\{Y, X; \gamma_t, h_t(F_t(\cdot|X); \gamma_t)\} - \mu_t(Y q_t\{Y, X; \gamma_t, h_t(F_t(\cdot|X); \gamma_t)\}; X)) \right\} \\
&- I(T = t) \left\{ \frac{\pi_{1-t}(X)}{\pi_t(X)} \times \frac{\mu_t(Y q'_t\{Y, X; \gamma_t, h_t(F_t(\cdot|X); \gamma_t)\}; X)}{\mu_t(q'_t\{Y, X; \gamma_t, h_t(F_t(\cdot|X); \gamma_t)\}; X)} \right. \\
&\quad \left. \times (q_t\{Y, X; \gamma_t, h_t(F_t(\cdot|X); \gamma_t)\} - \mu_t(q_t\{Y, X; \gamma_t, h_t(F_t(\cdot|X); \gamma_t)\}; X)) \right\} \\
&+ I(T = 1 - t)\mu_t(Y q_t\{Y, X; \gamma_t, h_t(F_t(\cdot|X); \gamma_t)\}; X) - \psi_t(P; \gamma_t)
\end{aligned}$$

(B) Characterization of the Second-Order Remainder Term

We define $\text{Rem}_t(\tilde{P}, P; \gamma_t)$ to be $\psi_t(\tilde{P}; \gamma_t) - \psi_t(P; \gamma_t) + \mathbb{E}[\phi_t(\tilde{P}; \gamma_t)(Z)]$, where we recall that the estimand is

$$\psi_t(P; \gamma_t) = \mathbb{E} \left[\mu_t(Y; X)\pi_t(X) + \mu_t(Y q_t\{Y, X; \gamma_t, h_t(F_t(\cdot|X))\}; X)\pi_{1-t}(X) \right]$$

We can write

$$\begin{aligned}
&\psi_t(\tilde{P}; \gamma_t) - \psi_t(P; \gamma_t) + \mathbb{E}[\phi_t(\tilde{P}; \gamma_t)(Z)|X] \\
&= \frac{\pi_t(X)}{\tilde{\pi}_t(X)} \tilde{\pi}_{1-t}(X) \{\Delta_1(X; \gamma_t) - \Delta_2(X; \gamma_t)\} + \pi_{1-t}(X) \Delta_3(X; \gamma_t) \\
&= \left\{ \frac{\pi_t(X) - \tilde{\pi}_t(X)}{\tilde{\pi}_t(X)} \right\} \{\Delta_1(X; \gamma_t) - \Delta_2(X; \gamma_t)\} + \pi_{1-t}(X) \{\Delta_1(X; \gamma_t) - \Delta_2(X; \gamma_t) + \Delta_3(X; \gamma_t)\}
\end{aligned}$$

where

$$\Delta_1(x; \gamma_t) = \mu_t(Y q_t\{Y, x; \gamma_t, h_t(\tilde{F}_t(\cdot|x); \gamma_t)\}; x) - \tilde{\mu}_t(Y q_t\{Y, x; \gamma_t, h_t(\tilde{F}_t(\cdot|x); \gamma_t)\}; x)$$

$$\begin{aligned}
\Delta_2(x; \gamma_t) &= \frac{\tilde{\mu}_t(Y q'_t\{Y, x; \gamma_t, h_t(\tilde{F}_t(\cdot|x); \gamma_t)\}; x)}{\tilde{\mu}_t(q'_t\{Y, x; \gamma_t, h_t(\tilde{F}_t(\cdot|x); \gamma_t)\}; x)} \times \\
&\quad \left(\mu_t(q_t\{Y, x; \gamma_t, h_t(\tilde{F}_t(\cdot|x); \gamma_t)\}) - \tilde{\mu}_t(q_t\{Y, x; \gamma_t, h_t(\tilde{F}_t(\cdot|x); \gamma_t)\}; x) \right)
\end{aligned}$$

$$\Delta_3(x; \gamma_t) = \tilde{\mu}_t(Y q_t\{Y, x; \gamma_t, h_t(\tilde{F}_t(\cdot|x); \gamma_t)\}; x) - \mu_t(Y q_t\{Y, x; \gamma_t, h_t(F_t(\cdot|x); \gamma_t)\}; x),$$

where $\tilde{\mu}_t(q_t\{Y, x; \gamma_t, h_t(\tilde{F}_t(\cdot|x); \gamma_t)\}; x) \neq 0$ for all x, γ_t . By a first-order Taylor expansion, we have:

$$\begin{aligned} q_t\{y, x; \gamma_t, h_t(F_t(\cdot|x); \gamma_t)\} &= q_t\{y, x; \gamma_t, h_t(\tilde{F}_t(\cdot|x); \gamma_t)\} + \\ & q_t'\{y, x; \gamma_t, h_t(\tilde{F}_t(\cdot|x); \gamma_t)\}\{h_t(F_t(\cdot|x); \gamma_t) - h_t(\tilde{F}_t(\cdot|x); \gamma_t)\} + \\ & \frac{1}{2}q_t''\{y, x; \gamma_t, h_t^\dagger(\tilde{F}_t(\cdot|x); \gamma_t)\}\{h_t(F_t(\cdot|x); \gamma_t) - h_t(\tilde{F}_t(\cdot|x); \gamma_t)\}^2 \end{aligned}$$

where $h_t^\dagger(\tilde{F}_t(\cdot|x); \gamma_t)$ is between $h_t(F_t(\cdot|x); \gamma_t)$ and $h_t(\tilde{F}_t(\cdot|x); \gamma_t)$ for all x and γ_t . Alternatively, we have:

$$\begin{aligned} q_t\{y, x; \gamma_t, h_t(\tilde{F}_t(\cdot|x); \gamma_t)\} &= q_t\{y, x; \gamma_t, h_t(F_t(\cdot|x); \gamma_t)\} + \\ & q_t'\{y, x; \gamma_t, h_t(F_t(\cdot|x); \gamma_t)\}\{h_t(\tilde{F}_t(\cdot|x); \gamma_t) - h_t(F_t(\cdot|x); \gamma_t)\} + \\ & \frac{1}{2}q_t''\{y, x; \gamma_t, h_t^*(F_t(\cdot|x); \gamma_t)\}\{h_t(\tilde{F}_t(\cdot|x); \gamma_t) - h_t(F_t(\cdot|x); \gamma_t)\}^2 \end{aligned}$$

where $h_t^*(F_t(\cdot|x); \gamma_t)$ is between $h_t(F_t(\cdot|x); \gamma_t)$ and $h_t(\tilde{F}_t(\cdot|x); \gamma_t)$ for all x and γ_t . We assume that as the function $u \mapsto q_t(y, x; \gamma_t, u)$ is twice differentiable with bounded second derivative for all (y, x, γ_t) . Thus, $|\frac{1}{2}q_t''\{y, x; \gamma_t, h_t^\dagger(\tilde{F}_t(\cdot|x); \gamma_t)\}| \leq C$ and $|\frac{1}{2}q_t''\{y, x; \gamma_t, h_t^*(F_t(\cdot|x); \gamma_t)\}| \leq C$ for all (y, x, γ_t) , where C is a finite constant.

Additionally, using the fact that

$$\tilde{\mu}_t(q_t\{Y, x; \gamma_t, h_t(\tilde{F}_t(\cdot|x); \gamma_t)\}) = \mu_t(q_t\{Y, x; \gamma_t, h_t(F_t(\cdot|x); \gamma_t)\}) = 1,$$

we can write:

$$\begin{aligned}
\Delta_2(x; \gamma_t) &= \tilde{\mu}_t(Y q'_t \{Y, x; \gamma_t, h_t(\tilde{F}_t(\cdot|x); \gamma_t)\}; x) \{h_t(\tilde{F}_t(\cdot|x); \gamma_t) - h_t(F_t(\cdot|x); \gamma_t)\} + \\
&\quad \frac{\tilde{\mu}_t(Y q'_t \{Y, x; \gamma_t, h_t(\tilde{F}_t(\cdot|x); \gamma_t)\}; x)}{\tilde{\mu}_t(q'_t \{Y, x; \gamma_t, h_t(\tilde{F}_t(\cdot|x); \gamma_t)\}; x)} \times \\
&\quad \{\mu_t(q_t \{y, x; \gamma_t, h_t(F_t(\cdot|x); \gamma_t)\}) - \tilde{\mu}_t(q_t \{y, x; \gamma_t, h_t(F_t(\cdot|x); \gamma_t)\})\} \times \\
&\quad \{h_t(\tilde{F}_t(\cdot|x); \gamma_t) - h_t(F_t(\cdot|x); \gamma_t)\} + \\
&\quad \frac{\tilde{\mu}_t(Y q'_t \{Y, x; \gamma_t, h_t(\tilde{F}_t(\cdot|x); \gamma_t)\}; x)}{\tilde{\mu}_t(q'_t \{Y, x; \gamma_t, h_t(\tilde{F}_t(\cdot|x); \gamma_t)\}; x)} \times \\
&\quad \frac{1}{2} \left\{ \mu_t(q''_t \{Y, x; \gamma_t, h_t^*(F_t(\cdot|x); \gamma_t)\}; x) - \tilde{\mu}_t(q''_t \{Y, x; \gamma_t, h_t^*(F_t(\cdot|x); \gamma_t)\}; x) - \right. \\
&\quad \left. \tilde{\mu}_t(q''_t \{Y, x; \gamma_t, h_t^\dagger(\tilde{F}_t(\cdot|x); \gamma_t)\}; x) \right\} \times \\
&\quad \{h_t(\tilde{F}_t(\cdot|x); \gamma_t) - h_t(F_t(\cdot|x); \gamma_t)\}^2
\end{aligned}$$

Notice that

$$\begin{aligned}
&\Delta_1(x; \gamma_t) + \Delta_3(x; \gamma_t) \\
&= \mu_t(Y q'_t \{Y, x; \gamma_t, h_t(F_t(\cdot|x); \gamma_t)\}; x) \{h_t(\tilde{F}_t(\cdot|x); \gamma_t) - h_t(F_t(\cdot|x); \gamma_t)\} + \\
&\quad \frac{1}{2} \mu_t(Y q''_t \{Y, x; \gamma_t, h_t^*(F_t(\cdot|x); \gamma_t)\}; x) \{h_t(\tilde{F}_t(\cdot|x); \gamma_t) - h_t(F_t(\cdot|x); \gamma_t)\}^2
\end{aligned}$$

Then,

$$\begin{aligned}
& \Delta_1(x; \gamma_t) - \Delta_2(x; \gamma_t) + \Delta_3(x; \gamma_t) \\
&= \{\mu_t(Y q_t' \{Y, x; \gamma_t, h_t(F_t(\cdot|x); \gamma_t)\}; x) - \tilde{\mu}_t(Y q_t' \{Y, x; \gamma_t, h_t(\tilde{F}_t(\cdot|x); \gamma_t)\}; x)\} \times \\
&\quad \{h_t(\tilde{F}_t(\cdot|x); \gamma_t) - h_t(F_t(\cdot|x); \gamma_t)\} - \\
&\frac{\tilde{\mu}_t(Y q_t' \{Y, x; \gamma_t, h_t(\tilde{F}_t(\cdot|x); \gamma_t)\}; x)}{\tilde{\mu}_t(q_t' \{Y, x; \gamma_t, h_t(\tilde{F}_t(\cdot|x); \gamma_t)\}; x)} \times \\
&\quad \{\mu_t(q_t \{y, x; \gamma_t, h_t(F_t(\cdot|x); \gamma_t)\}) - \tilde{\mu}_t(q_t \{y, x; \gamma_t, h_t(F_t(\cdot|x); \gamma_t)\})\} \times \\
&\quad \{h_t(\tilde{F}_t(\cdot|x); \gamma_t) - h_t(F_t(\cdot|x); \gamma_t)\} - \\
&\frac{\tilde{\mu}_t(Y q_t' \{Y, x; \gamma_t, h_t(\tilde{F}_t(\cdot|x); \gamma_t)\}; x)}{\tilde{\mu}_t(q_t' \{Y, x; \gamma_t, h_t(\tilde{F}_t(\cdot|x); \gamma_t)\}; x)} \times \\
&\quad \frac{1}{2} \left\{ \mu_t(q_t'' \{Y, x; \gamma_t, h_t^*(F_t(\cdot|x); \gamma_t)\}; x) - \tilde{\mu}_t(q_t'' \{Y, x; \gamma_t, h_t^*(F_t(\cdot|x); \gamma_t)\}; x) - \right. \\
&\quad \left. \tilde{\mu}_t(q_t'' \{Y, x; \gamma_t, h_t^\dagger(\tilde{F}_t(\cdot|x); \gamma_t)\}; x) - \mu_t(Y q_t'' \{Y, x; \gamma_t, h_t^*(F_t(\cdot|x); \gamma_t)\}; x) \right\} \times \\
&\quad \{h_t(\tilde{F}_t(\cdot|x); \gamma_t) - h_t(F_t(\cdot|x); \gamma_t)\}^2
\end{aligned}$$

Putting everything together, we have derived that

$$\text{Rem}_t(\tilde{P}, P; \gamma_t) = \int \left\{ \frac{\pi_t(x) - \tilde{\pi}_t(x)}{\tilde{\pi}_t(x)} \right\} \{\Delta_1(x; \gamma_t) - \Delta_2(x; \gamma_t)\} dF(x) \quad (1)$$

$$+ \int \pi_{1-t}(x) \{\Delta_1(x; \gamma_t) - \Delta_2(x; \gamma_t) + \Delta_3(x; \gamma_t)\} dF(x) \quad (2)$$

In (1), notice that the difference term $\pi_t(x) - \tilde{\pi}_t(x)$ gets multiplied by the sum of difference terms from $\Delta_1(x; \gamma_t) - \Delta_2(x; \gamma_t)$. In (2), notice that $\Delta_1(x; \gamma_t) - \Delta_2(x; \gamma_t) + \Delta_3(x; \gamma_t)$ is the sum of a terms that include products of differences. This implies $\text{Rem}_t(\tilde{P}, P; \gamma_t)$ is second-order. We will rely on the Cauchy-Schwarz inequality to bound $|\text{Rem}_t(\hat{P}, P; \gamma_t)|$.

(C) Proof of Theorem 2

Remember that

$$\widehat{\psi}_t(\gamma_t) = \frac{1}{K} \sum_{k=1}^K \underbrace{\left\{ \frac{1}{n_k} \sum_{i:S_i=k} \overbrace{\left\{ \psi_t(\widehat{P}^{(-k)}; \gamma_t) + \phi_t(\widehat{P}^{(-k)}; \gamma_t)(Z_i) \right\}}^{\nu_t(\widehat{P}^{(-k)})(Z_i)} \right\}}_{k\text{th Split One-Step Estimator } (\widehat{\psi}_t^{(k)})}.$$

In truncation approach, the k th split estimator is replaced by

$$\widetilde{\psi}_t^{(k)}(\gamma_t) = \frac{1}{n_k} \sum_{i:S_i=k} \min \left\{ |\nu_t(\widehat{P}^{(-k)}; \gamma_t)(Z_i)|, \widehat{\tau}_t^{(k)} \right\} \text{sign} \left\{ \nu_t(\widehat{P}^{(-k)}; \gamma_t)(Z_i) \right\},$$

where $\widehat{\tau}_t^{(k)}$ is the non-negative solution to

$$\frac{1}{n_k} \sum_{i:S_i=k} \frac{\min \left\{ \nu_t(\widehat{P}^{(-k)}; \gamma_t)(Z_i)^2, \left(\tau_t^{(k)} \right)^2 \right\}}{\left(\tau_t^{(k)} \right)^2} = \frac{\log(n_k)}{n_k} \quad (3)$$

Therefore, we can decompose the error $\widetilde{\psi}_t(\gamma_t) - \psi_t(\gamma_t)$ as

$$\begin{aligned} \sqrt{n} \left\{ \widetilde{\psi}_t(\gamma_t) - \widehat{\psi}_t(\gamma_t) + \widehat{\psi}_t(\gamma_t) - \psi_t(\gamma_t) \right\} &= \sqrt{n} \left\{ \widetilde{\psi}_t(\gamma_t) - \widehat{\psi}_t(\gamma_t) \right\} \\ &+ \underbrace{\sqrt{n} \int \phi_t(P; \gamma_t)(z) dP_n(z)}_{CLT} \end{aligned} \quad (4)$$

$$+ \frac{1}{\sqrt{K}} \sum_{k=1}^K \underbrace{\sqrt{n_k} \int \left\{ \phi_t(\widehat{P}^{(-k)}; \gamma_t)(z) - \phi_t(P; \gamma_t)(z) \right\} d\{P_{n_k}^{(k)}(z) - P(z)\}}_{\text{Empirical Process } (R_{t,k}^{(1)})} \quad (5)$$

$$+ \frac{1}{\sqrt{K}} \sum_{k=1}^K \sqrt{n_k} \text{Rem}_t(\widehat{P}^{(-k)}, P; \gamma_t). \quad (6)$$

By the central limit theorem, (4) converges to a normal distribution with mean zero and variance $\mathbb{E}[\phi_t(P; \gamma_t)(Z)^2]$. Thus, to prove Theorem 2, it is sufficient to show that

- (1) $\sqrt{n} \left\{ \widetilde{\psi}_t(\gamma_t) - \widehat{\psi}_t(\gamma_t) \right\} = o_P(1)$;
- (2) the second-order remainder $\sqrt{n_k} \text{Rem}_t(\widehat{P}^{(-k)}, P; \gamma_t) = o_P(1)$;
- (3) the empirical process term (5) is $o_P(1)$.

(C.1) Useful results for estimating $\mu_t(\cdot; X)$ under the single-index model

In this section, we derive the convergence rate of $\widehat{\mu}_t^{(-k)}(\rho(Y, X; \gamma_t); x)$ to $\mu_t(\rho(Y, X; \gamma_t); x)$ for some fixed bounded outcome $\rho(Y; X; \gamma_t)$ under the single-index model. Without loss of

generality, we assume that we are working within a stratum that excludes individuals from the k th split and treatment $1 - t$. In this subsection, we drop of the dependence of the notation on k and t . Let p be the dimension of X . We will establish the result that

$$\sup_x |\hat{\mu}(\rho(Y, X; \gamma); x) - \mu(\rho(Y, X; \gamma); x)| = O_P \left(\left(\frac{\log n}{n} \right)^{\frac{r}{2r+1}} \right)$$

which implies that

$$\left\| \hat{\mu}(\rho(Y, X; \gamma); X) - \mu(\rho(Y, X; \gamma); X) \right\|_{L_2} = O_P \left(\left(\frac{\log n}{n} \right)^{\frac{r}{2r+1}} \right)$$

We derive the rate in the uniform norm because it is useful in establishing the asymptotic negligibility of the truncation procedure.

To start, recall that the single index model for the conditional distribution of Y given $X = x$ posits that

$$P(Y \leq y \mid X = x) = F(y, x'\beta; \beta),$$

where $F(y, u; \beta)$ is a cumulative distribution function in y for each u and $\beta = (\beta_1, \dots, \beta_p)$ is a p -dimensional vector of unknown parameters. For purposes of identifiability, β_1 is set to 1.

Let

$$\hat{F}(y, u; \beta, b) = \frac{\sum_{i=1}^n I(Y_i \leq y) \mathcal{K}_b(X_i'\beta - u)}{\sum_{i=1}^n \mathcal{K}_b(X_i'\beta - u)}$$

where $\mathcal{K}_b(v) = \mathcal{K}(v/b)/b$, \mathcal{K} is a r -th order kernel and b is a positive bandwidth. Furthermore, let

$$\hat{F}^{(-i)}(y, X_i'\beta; \beta, b) = \frac{\sum_{j \neq i} I(Y_j \leq y) \mathcal{K}_b(X_j'\beta - X_i'\beta)}{\sum_{j \neq i} \mathcal{K}_b(X_j'\beta - X_i'\beta)}$$

and

$$CV(\beta, b) = \frac{1}{n} \sum_{i=1}^n \int \{I(Y_i \leq y) - \hat{F}^{(-i)}(y, X_i'\beta; \beta, b)\}^2 d\hat{F}(y),$$

where $\hat{F}(\cdot)$ is the empirical distribution of Y .

The coefficient β can be estimated by using the cumulative sliced inverse regression estimator $\hat{\beta}$ proposed by [Zhu et al. \(2010\)](#). They have shown that $\hat{\beta} - \beta = O_p(n^{-1/2})$. In addition, when $F(y, u; \beta)$ and the density function $f_{X'\beta}(u)$ of $X'\beta$ have Lipschitz $(r + 1)$ th-order

derivatives, standard nonparametric smoothing results can be used to show that

$$\sup_{y,u,\beta} |\widehat{F}(y, u; \beta, b_n) - F(y, u; \beta)| = O_p(b_n^r + \{\log n/(nb_n)\}^{1/2}).$$

A suitable bandwidth can be selected as $\widehat{b} = \operatorname{argmin}_b CV(\widehat{\beta}, b)$. [Chiang and Huang \(2012\)](#) showed that $\widehat{b} = O_P(n^{-1/(2r+1)})$.

Our methodology requires estimation, under the single-index model, of $\mu(\rho(Y, X; \gamma); x)$ for specific bounded outcomes $\rho(Y, X; \gamma)$. We estimate $G_\rho(x) = \mu(\rho(Y, X; \gamma); x)$ by

$$\widehat{G}_\rho(x; b_n) = \int \rho(y, x; \gamma) d\widehat{F}(y, x'\widehat{\beta}, \widehat{\beta}, b_n).$$

Let

$$\widehat{G}_\rho(x, u, \beta, b) = \int \rho(y, x; \gamma) d\widehat{F}(y, u, \beta, b) = \frac{\sum_{i=1}^n \rho(Y_i, x; \gamma) \mathcal{K}_b(X_i' \beta - u)}{\sum_{i=1}^n \mathcal{K}_b(X_i' \beta - u)},$$

where \mathcal{K} is an r -th order kernel function. Standard nonparametric smoothing theory guarantees

$$\sup_{x,u,\beta} |\widehat{G}_\rho(x, u, \beta, b_n) - G_\rho(x, u; \beta)| = O_P(b_n^r + \{\log n/(nb_n)\}^{1/2}),$$

where $G_\rho(x, u; \beta) = E[\rho(Y, x; \gamma) | X'\beta = u]$. Since $\widehat{\beta}$ is $n^{1/2}$ -consistent for β , we can show that

$$\begin{aligned} \sup_x |\widehat{G}_\rho(x; b_n) - G_\rho(x)| &\leq \sup_x |\widehat{G}_\rho(x, x'\widehat{\beta}; \widehat{\beta}, b_n) - \widehat{G}_\rho(x, x'\beta; \beta, b_n)| + \\ &\quad \sup_x |\widehat{G}_\rho(x, x'\beta; \beta, b_n) - G_\rho(x)| \\ &= \sup_x \left| \frac{\partial}{\partial \beta} \widehat{G}_\rho(x, x'\beta; \beta, b_n) \Big|_{\beta=\widehat{\beta}^*} (\widehat{\beta} - \beta) \right| + \\ &\quad \sup_x |\widehat{G}_\rho(x, x'\beta; \beta, b_n) - G_\rho(x)| \\ &\leq \underbrace{\sup_x \left| \frac{\partial}{\partial \beta} \widehat{G}_\rho(x, x'\beta; \beta, b_n) \Big|_{\beta=\widehat{\beta}^*} \right|}_{O_P(1)} \underbrace{|\widehat{\beta} - \beta|}_{O_P(n^{-1/2})} + \\ &\quad \underbrace{\sup_x |\widehat{G}_\rho(x, x'\beta; \beta, b_n) - G_\rho(x)|}_{O_P(b_n^r + \{\log n/(nb_n)\}^{1/2})} \end{aligned} \tag{7}$$

where $\widehat{\beta}^*$ lies on the line segment between $\widehat{\beta}$ and β . In (7),

$$\begin{aligned} & \sup_x \left| \frac{\partial}{\partial \beta} \widehat{G}_\rho(x, x'; \beta; b_n) \Big|_{\beta=\widehat{\beta}^*} \right| \\ & \leq \underbrace{\sup_{x, \beta} \left| \frac{\partial}{\partial \beta} \widehat{G}_\rho(x, x'; \beta; b_n) - G_\rho^{[1]}(x; \beta) \right|}_{O_P(b_n^r + \{\log n / (nb_n^2)\}^{1/2})} + \underbrace{\sup_{x, \beta} |G_\rho^{[1]}(x; \beta)|}_{\kappa} = O_P(1) \end{aligned}$$

for some deterministic function $G_\rho^{[1]}(x; \beta)$ that we assume to be continuously differentiable with respect its arguments and to have compact support. Thus, $\sup_{x, \beta} |G_\rho^{[1]}(x; \beta)|$ will be less than or equal to a finite constant κ . In addition, [Chiang and Huang \(2012\)](#) showed that

$$\sup_{x, \beta} \left| \frac{\partial}{\partial \beta} \widehat{G}_\rho(x, x'; \beta; b_n) - G_\rho^{[1]}(x; \beta) \right| = O_P(b_n^r + \{\log n / (nb_n^2)\}^{1/2}).$$

If $b_n \rightarrow 0$ and $nb_n^2 \rightarrow \infty$, then $O_P(b_n^r + \{\log n / (nb_n^2)\}^{1/2}) = o_P(1)$. It can also be shown that $n^{-1/2} / (b_n^r + \{\log n / (nb_n^2)\}^{1/2}) \rightarrow 0$. Thus, we may conclude that

$$\sup_x |\widehat{G}_\rho(x, b_n) - G_\rho(x)| = O_P(b_n^r + \{\log n / (nb_n^2)\}^{1/2}).$$

Further, if b_n is of the optimal rate of order $(\log n / n)^{1/(2r+1)}$, we have

$$\sup_x |\widehat{G}_\rho(x, b_n) - G_\rho(x)| = O_P \left(\left(\frac{\log n}{n} \right)^{\frac{r}{2r+1}} \right).$$

(C.2) Asymptotic negligibility of truncation procedure

The first fact is that $\widehat{\tau}_t^{(k)} \rightarrow \infty$. This is because

$$\frac{1}{n_k} \sum_{i: S_i=k} \frac{\min \left\{ \nu_t(\widehat{P}^{(-k)}; \gamma_t)(Z_i)^2, t^2 \right\}}{t^2}$$

is a non-negative, strictly decreasing function of t and $\frac{\log n_k}{n_k} \rightarrow 0$. This implies that the solution to (3) must be converging to ∞ . Thus, for any $M < \infty$, $P(\widehat{\tau}_t^{(k)} > M) \rightarrow 1$. We will now show that there exists $M < \infty$ such that $P\left(\max_i \nu_t(\widehat{P}^{(-k)}; \gamma_t)(Z_i) \leq M\right) \rightarrow 1$. To do so, we assume that, almost surely, $|Y| \leq C_Y$, $0 < c_{\pi_t} \leq \pi_t(X) \leq C_{\pi_t} < 1$, $0 < q_t\{Y, X; \gamma_t, h_t(F_t(\cdot|X); \gamma_t)\} \leq C_{\gamma_t}$ and $0 < c'_{\gamma_t} < |q'_t\{Y, X; \gamma_t, h_t(F_t(\cdot|X); \gamma_t)\}| < C'_{\gamma_t}$ for some constants $C_Y, c_{\pi_t}, c_{\pi_t}, C_{\gamma_t}, c'_{\gamma_t}$ and C'_{γ_t} .

Remember that

$$\begin{aligned}
\nu_t(P; \gamma_t)(Z) &= I(T = t)Y + \\
&+ I(T = t) \left\{ \frac{\pi_{1-t}(X)}{\pi_t(X)} \times (Y q_t\{Y, X; \gamma_t, h_t(F_t(\cdot|X); \gamma_t)\} - \mu_t(Y q_t\{Y, X; \gamma_t, h_t(F_t(\cdot|X); \gamma_t)\}; X)) \right\} \\
&- I(T = t) \left\{ \frac{\pi_{1-t}(X)}{\pi_t(X)} \times \frac{\mu_t(Y q'_t\{Y, X; \gamma_t, h_t(F_t(\cdot|X); \gamma_t)\}; X)}{\mu_t(q'_t\{Y, X; \gamma_t, h_t(F_t(\cdot|X); \gamma_t)\}; X)} \right. \\
&\quad \left. \times (q_t\{Y, X; \gamma_t, h_t(F_t(\cdot|X); \gamma_t)\} - \mu_t(q_t\{Y, X; \gamma_t, h_t(F_t(\cdot|X); \gamma_t)\}; X)) \right\} \\
&+ I(T = 1 - t)\mu_t(Y q_t\{Y, X; \gamma_t, h_t(F_t(\cdot|X); \gamma_t)\}; X)
\end{aligned}$$

It can be seen that

$$|\nu_t(P; \gamma_t)(Z)| \leq C_Y + 2 \frac{1 - c_{\pi_t}}{c_{\pi_t}} C_Y C_{\gamma_t} + 2 \frac{1 - c_{\pi_t}}{c_{\pi_t}} \frac{C_Y C'_{\gamma_t}}{c'_{\gamma_t}} C_{\gamma_t} + C_Y C_{\gamma_t} < M$$

where

$$M = C_Y + 2^4 \frac{1 - c_{\pi_t}}{c_{\pi_t}} C_Y C_{\gamma_t} + 2^6 \frac{1 - c_{\pi_t}}{c_{\pi_t}} \frac{C_Y C'_{\gamma_t}}{c'_{\gamma_t}} C_{\gamma_t} + C_Y C_{\gamma_t}.$$

Suppose $\max_i |\nu_t(\widehat{P}^{(-k)}; \gamma_t)(Z_i)| > M$. Then, it must be the case that at least one of the following is true:

- $\max_i \frac{1}{\widehat{\pi}_t^{(-k)}(X_i)} > \frac{2}{c_{\pi_t}}$
- $\max_i \widehat{\pi}_{1-t}^{(-k)}(X_i) > 2(1 - c_{\pi_t})$
- $\max_i q_t\{Y_i, X_i; \gamma_t, h_t(\widehat{F}_t^{(-k)}(\cdot|X_i); \gamma_t)\} > 2C_{\gamma_t}$
- $\max_i \left| \widehat{\mu}_t^{(-k)}(Y q_t\{Y, X; \gamma_t, h_t(\widehat{F}_t^{(-k)}(\cdot|X); \gamma_t)\}; X_i) \right| > 2C_Y C_{\gamma_t}$
- $\max_i \left| \widehat{\mu}_t^{(-k)}(Y q'_t\{Y, X; \gamma_t, h_t(\widehat{F}_t^{(-k)}(\cdot|X); \gamma_t)\}; X_i) \right| > 2C_Y C'_{\gamma_t}$
- $\max_i \widehat{\mu}_t^{(-k)}(q_t\{Y, X; \gamma_t, h_t(\widehat{F}_t^{(-k)}(\cdot|X); \gamma_t)\}; X_i) > 2C_{\gamma_t}$
- $\max_i \left| \frac{1}{\widehat{\mu}_t^{(-k)}(q'_t\{Y, X; \gamma_t, h_t(\widehat{F}_t^{(-k)}(\cdot|X); \gamma_t)\}; X_i)} \right| > \frac{2}{c_{\gamma_t}}$

Thus,

$$\begin{aligned}
& P\left(\max_i |\nu_t(\widehat{P}^{(-k)}; \gamma_t)(Z_i)| > M\right) \\
& \leq P\left(\max_i \frac{1}{\widehat{\pi}_t^{(-k)}(X_i)} > \frac{2}{c_{\pi_t}}\right) + \\
& P\left(\max_i \widehat{\pi}_{1-t}^{(-k)}(X_i) > 2(1 - c_{\pi_t})\right) \\
& P\left(\max_i q_t\{Y_i, X_i; \gamma_t, h_t(\widehat{F}_t^{(-k)}(\cdot|X_i); \gamma_t)\} > 2C_{\gamma_t}\right) + \\
& P\left(\max_i \widehat{\mu}_t^{(-k)}(Y q_t\{Y, X; \gamma_t, h_t(\widehat{F}_t^{(-k)}(\cdot|X); \gamma_t)\}; X_i) > 2C_Y C_{\gamma_t}\right) + \\
& P\left(\max_i \widehat{\mu}_t^{(-k)}(Y q_t\{Y, X; \gamma_t, h_t(\widehat{F}_t^{(-k)}(\cdot|X); \gamma_t)\}; X_i) < -2C_Y C_{\gamma_t}\right) + \\
& P\left(\max_i \widehat{\mu}_t^{(-k)}(Y q'_t\{Y, X; \gamma_t, h_t(\widehat{F}_t^{(-k)}(\cdot|X_i); \gamma_t)\}; X_i) > 2C_Y C'_{\gamma_t}\right) + \\
& P\left(\max_i \widehat{\mu}_t^{(-k)}(Y q'_t\{Y, X; \gamma_t, h_t(\widehat{F}_t^{(-k)}(\cdot|X); \gamma_t)\}; X_i) < -2C_Y C'_{\gamma_t}\right) + \\
& P\left(\max_i \widehat{\mu}_t^{(-k)}(q_t\{Y, X; \gamma_t, h_t(\widehat{F}_t^{(-k)}(\cdot|X); \gamma_t)\}; X_i) > 2C_{\gamma_t}\right) + \\
& P\left(\max_i \frac{1}{\widehat{\mu}_t^{(-k)}(q'_t\{Y, X; \gamma_t, h_t(\widehat{F}_t^{(-k)}(\cdot|X); \gamma_t)\}; X_i)} > \frac{2}{c_{\gamma_t}}\right) + \\
& P\left(\max_i \frac{1}{\widehat{\mu}_t^{(-k)}(q'_t\{Y, X; \gamma_t, h_t(\widehat{F}_t^{(-k)}(\cdot|); \gamma_t)\}; X_i)} < -\frac{2}{c'_{\gamma_t}}\right)
\end{aligned}$$

The right-hand-side in the above display is upper bounded by

$$\begin{aligned}
& P\left(\sup_x \left| \frac{1}{\widehat{\pi}_t^{(-k)}(x)} - \frac{1}{\pi(x)} \right| > \frac{1}{c_{\pi_t}}\right) + \\
& P\left(\sup_x \left| \widehat{\pi}_{1-t}^{(-k)}(x) - \pi_{1-t}(x) \right| > (1 - c_{\pi_t})\right) \\
& P\left(\sup_{y,x} \left| q_t\{y, x; \gamma_t, h_t(\widehat{F}_t^{(-k)}(\cdot|x); \gamma_t)\} - q_t\{y, x; \gamma_t, h_t(F_t(\cdot|x); \gamma_t)\} \right| > C_{\gamma_t}\right) + \\
& 2P\left(\sup_x \left| \widehat{\mu}_t^{(-k)}(Y q_t\{Y, X; \gamma_t, h_t(\widehat{F}_t^{(-k)}(\cdot|X); \gamma_t)\}; x) - \mu_t(Y q_t\{Y, X; \gamma_t, h_t(F_t(\cdot|X); \gamma_t)\}; x) \right| > C_Y C_{\gamma_t}\right) + \\
& 2P\left(\sup_x \left| \widehat{\mu}_t^{(-k)}(Y q'_t\{Y, X; \gamma_t, h_t(\widehat{F}_t^{(-k)}(\cdot|X); \gamma_t)\}; x) - \mu_t(Y q'_t\{Y, X; \gamma_t, h_t(F_t(\cdot|X); \gamma_t)\}; x) \right| > C_Y C'_{\gamma_t}\right) + \\
& P\left(\sup_x \left| \frac{1}{\widehat{\mu}_t^{(-k)}(q'_t\{Y, X; \gamma_t, h_t(\widehat{F}_t^{(-k)}(\cdot|X); \gamma_t)\}; x)} - \frac{1}{\mu_t(q'_t\{Y, X; \gamma_t, h_t(F_t(\cdot|X); \gamma_t)\}; x)} \right| > \frac{1}{c_{\gamma_t}}\right)
\end{aligned}$$

All the probabilities above converge to 0. This is because, for $t = 0, 1$ and $k = 1, \dots, K$, $\|\widehat{\pi}_t^{(-k)}(\cdot) - \pi_t(\cdot)\|_\infty = o_P(1)$ (Horowitz et al., 2004). Furthermore, by repeated use of Taylor

expansions, the quantities inside the probability statements in lines 3-6 of the display above can be written as sums of terms involving constant multiples of $\{\widehat{\mu}_t^{(-k)}(\rho(Y, X; \gamma_t); x) - \mu_t(\rho(Y, X; \gamma_t); x)\}$ or $\{h(\widehat{F}_t^{(-k)}(\cdot|x); \gamma_t) - h(F_t(\cdot|x); \gamma_t)\}$, where $\rho(Y, X; \gamma_t)$ denotes some generic fixed bounded outcome not depending on the sample. As shown in Section (C.1), under the assumptions of the theorem, it holds that

$$\sup_x \left| \widehat{\mu}_t^{(-k)}(\rho(Y, X; \gamma_t); x) - \mu_t(\rho(Y, X; \gamma_t); x) \right| = o_P(1)$$

Furthermore, we assume that $h_t(F_t(\cdot|x); \gamma_t)$ can be written as a differentiable function of a fixed number of regression functions (with uniformly bounded gradient) of the form $\mu_t(\rho_{j,t}(Y, X, \gamma_t); x)$ for some fixed outcome $\rho_{j,t}(Y, X; \gamma_t)$ that do not vary with the sample. Thus, by the mean-value-theorem and the result of Section (C.1), we also have that

$$\sup_x \left| h_t(\widehat{F}_t^{(-k)}(\cdot|x); \gamma_t) - h_t(F_t(\cdot|x); \gamma_t) \right| = o_P(1).$$

Now, we will show that $\sqrt{n_k}(\widetilde{\psi}_t^{(k)} - \widehat{\psi}_t^{(k)}) = o_P(1)$. This follows because

$$\begin{aligned} & P\left(\sqrt{n_k}|\widetilde{\psi}_t^{(k)} - \widehat{\psi}_t^{(k)}| = 0\right) \\ &= P\left(\max_i \nu_t(\widehat{P}^{(-k)}; \gamma_t)(Z_i) \leq \widehat{\tau}_t^{(k)}\right) \\ &\geq \underbrace{P\left(\max_i \nu_t(\widehat{P}^{(-k)}; \gamma_t)(Z_i) \leq M, \widehat{\tau}_t^{(k)} \geq M\right)}_{\rightarrow 1} \end{aligned}$$

The convergence result follows because $P\left(\max_i \nu_t(\widehat{P}^{(-k)}; \gamma_t)(Z_i) \leq M\right)$ and $P\left(\widehat{\tau}_t^{(k)} \geq M\right)$ both converge to 1.

(C.3) Asymptotic negligibility of the empirical process term

The empirical process term $R_{t,k}^{(1)}$ in (5) is equal to

$$\sqrt{n_k} \int \{\nu_t(\widehat{P}^{(-k)}; \gamma_t)(z) - \nu_t(P; \gamma_t)(z)\} d\{P_{n_k}^{(k)}(z) - P(z)\},$$

where $\nu_t(P; \gamma_t)(z) = \phi_t(P; \gamma_t)(z) + \psi_t(P; \gamma_t)$. [Kennedy et al. \(2020\)](#) showed that $|R_{t,k}^{(1)}| = O_P\left(\|\nu_t(\widehat{P}^{(-k)}; \gamma_t) - \nu_t(P; \gamma_t)\|_{L_2}\right)$. It is therefore sufficient to show that $\|\nu_t(\widehat{P}^{(-k)}; \gamma_t) -$

$\nu_t(P; \gamma_t) \Big|_{L_2}$ is $o_P(1)$. Note that

$$\begin{aligned}
& \nu_t(\widehat{P}^{(-k)}; \gamma_t)(Z) - \nu_t(P; \gamma_t)(Z) \\
&= I(T = t) \left\{ \frac{\widehat{\pi}_{1-t}^{(-k)}(X)}{\widehat{\pi}_t^{(-k)}(X)} \left(Y q_t \{Y, X; \gamma_t, h_t(\widehat{F}_t^{(-k)}(\cdot|X); \gamma_t)\} \right) - \right. \\
&\quad \left. \frac{\pi_{1-t}(X)}{\pi_t(X)} \left(Y q_t \{Y, X; \gamma_t, h_t(F_t(\cdot|X); \gamma_t)\} \right) \right\} - \\
& I(T = t) \left\{ \frac{\widehat{\pi}_{1-t}^{(-k)}(X)}{\widehat{\pi}_t^{(-k)}(X)} \left(\widehat{\mu}_t^{(-k)}(Y q_t \{Y, X; \gamma_t, h_t(\widehat{F}_t^{(-k)}(\cdot|X); \gamma_t)\}; X) \right) - \right. \\
&\quad \left. \frac{\pi_{1-t}(X)}{\pi_t(X)} \left(\mu_t(Y q_t \{Y, X; \gamma_t, h_t(F_t(\cdot|X); \gamma_t)\}; X) \right) \right\} - \\
& I(T = t) \left\{ \frac{\widehat{\pi}_{1-t}^{(-k)}(X)}{\widehat{\pi}_t^{(-k)}(X)} \frac{\widehat{\mu}_t^{(-k)}(Y q'_t \{Y, X; \gamma_t, h_t(\widehat{F}_t^{(-k)}(\cdot|X); \gamma_t)\}; X)}{\widehat{\mu}_t^{(-k)}(q'_t \{Y, X; \gamma_t, h_t(\widehat{F}_t^{(-k)}(\cdot|X); \gamma_t)\}; X)} \times \right. \\
&\quad \left. q_t \{Y, X; \gamma_t, h_t(\widehat{F}_t^{(-k)}(\cdot|X); \gamma_t)\} - \right. \\
&\quad \left. \frac{\pi_{1-t}(X)}{\pi_t(X)} \frac{\mu_t(Y q'_t \{Y, X; \gamma_t, h_t(F_t(\cdot|X); \gamma_t)\}; X)}{\mu_t(q'_t \{Y, X; \gamma_t, h_t(F_t(\cdot|X); \gamma_t)\}; X)} \times \right. \\
&\quad \left. q_t \{Y, X; \gamma_t, h_t(F_t(\cdot|X); \gamma_t)\} \right\} + \\
& I(T = t) \left\{ \frac{\widehat{\pi}_{1-t}^{(-k)}(X)}{\widehat{\pi}_t^{(-k)}(X)} \frac{\widehat{\mu}_t^{(-k)}(Y q'_t \{Y, X; \gamma_t, h_t(\widehat{F}_t^{(-k)}(\cdot|X); \gamma_t)\}; X)}{\widehat{\mu}_t^{(-k)}(q'_t \{Y, X; \gamma_t, h_t(\widehat{F}_t^{(-k)}(\cdot|X); \gamma_t)\}; X)} \times \right. \\
&\quad \left. \mu_t^{(-k)}(Y q_t \{Y, X; \gamma_t, h_t(F_t^{(-k)}(\cdot|X); \gamma_t)\}; X) - \right. \\
&\quad \left. \frac{\pi_{1-t}(X)}{\pi_t(X)} \frac{\mu_t(Y q'_t \{Y, X; \gamma_t, h_t(F_t(\cdot|X); \gamma_t)\}; X)}{\mu_t(q'_t \{Y, X; \gamma_t, h_t(F_t(\cdot|X); \gamma_t)\}; X)} \times \right. \\
&\quad \left. \mu_t(Y q_t \{Y, X; \gamma_t, h_t(F_t(\cdot|X); \gamma_t)\}; X) \right\} + \\
& I(T = 1 - t) \left\{ \widehat{\mu}_t^{(-k)}(Y q_t \{Y, X; \gamma_t, h_t(\widehat{F}_t^{(-k)}(\cdot|X); \gamma_t)\}; X) - \right. \\
&\quad \left. \mu_t(Y q_t \{Y, X; \gamma_t, h_t(F_t(\cdot|X); \gamma_t)\}; X) \right\}
\end{aligned}$$

We assume that $|Y|$, $|q_t \{Y, X; \gamma_t, h_t(F_t(\cdot|X); \gamma_t)\}|$ and $|q'_t \{Y, X; \gamma_t, h_t(F_t(\cdot|X); \gamma_t)\}|$ have com-

compact supports. Using the triangle and Cauchy-Schwarz inequalities, it can be shown that

$$\begin{aligned}
& \left\| \nu_t(\widehat{P}^{(-k)}; \gamma_t) - \nu_t(P; \gamma_t) \right\|_{L_2} \\
& \leq C_t \left[\underbrace{\left\| \widehat{\pi}_t^{(-k)}(X) - \pi_t(X) \right\|_{L_2}}_{o_P(1)} + \underbrace{\left\| h_t(\widehat{F}_t^{(-k)}(\cdot|X); \gamma_t) - h_t(F_t(\cdot|X); \gamma_t) \right\|_{L_2}}_{o_P(1)} \right. \\
& \quad \underbrace{\left\| \widehat{\mu}_t^{(-k)}(Y q_t\{Y, X; \gamma_t, h_t(\widehat{F}_t^{(-k)}(\cdot|X); \gamma_t)\}; X) - \mu_t(Y q_t\{Y, X; \gamma_t, h_t(F_t(\cdot|X); \gamma_t)\}; X) \right\|_{L_2}}_{o_P(1)} + \\
& \quad \underbrace{\left\| \widehat{\mu}_t^{(-k)}(Y q'_t\{Y, X; \gamma_t, h_t(\widehat{F}_t^{(-k)}(\cdot|X); \gamma_t)\}; X) - \mu_t(Y q'_t\{Y, X; \gamma_t, h_t(F_t(\cdot|X); \gamma_t)\}; X) \right\|_{L_2}}_{o_P(1)} + \\
& \quad \left. \underbrace{\left\| \widehat{\mu}_t^{(-k)}(q'_t\{Y, X; \gamma_t, h_t(\widehat{F}_t^{(-k)}(\cdot|X); \gamma_t)\}; X) - \mu_t(q'_t\{Y, X; \gamma_t, h_t(F_t(\cdot|X); \gamma_t)\}; X) \right\|_{L_2}}_{o_P(1)} \right],
\end{aligned}$$

for some constant C_t by the consistency of $\widehat{\mu}_t(\cdot|x)$ (Section C.1) and $\widehat{\pi}_t(x)$ (Horowitz et al., 2004). As a result, $\left\| \nu_t(\widehat{P}^{(-k)}; \gamma_t) - \nu_t(P; \gamma_t) \right\|_{L_2}$ is $o_P(1)$. Since $R_{t,k}^{(1)} = o_P(1)$, we know that (5) is $o_P(1)$.

(C.4) *Asymptotic negligibility of $\text{Rem}_t(\widehat{P}^{(-k)}, P; \gamma_t)$*

The goal of this section is to show that $\text{Rem}_t(\widehat{P}^{(-k)}, P; \gamma_t) = o_P(n^{-1/2})$ under our modeling assumptions. By virtue of Section B, we have that $|\text{Rem}_t(\widehat{P}^{(-k)}, P; \gamma_t)|$ is upper bounded by a constant multiple of

$$\begin{aligned}
& \left\| \mu_t(Y q_t\{Y, X; \gamma_t, h_t(\widehat{F}_t^{(-k)}(\cdot|X); \gamma_t)\}; X) - \widehat{\mu}_t^{(-k)}(Y q_t\{Y, X; \gamma_t, h_t(\widehat{F}_t^{(-k)}(\cdot|X); \gamma_t)\}; X) \right\|_{L_2} \times \\
& \quad \left\| \widehat{\pi}_t^{(-k)}(X) - \pi_t(X) \right\|_{L_2} + \\
& \left\| h_t(\widehat{F}_t^{(-k)}(\cdot|X); \gamma_t) - h_t(F_t(\cdot|X); \gamma_t) \right\|_{L_2} \times \left\| \widehat{\pi}_t^{(-k)}(X) - \pi_t(X) \right\|_{L_2} + \\
& \left\| \mu_t(Y q_t'\{Y, X; \gamma_t, h_t(F_t(\cdot|X); \gamma_t)\}; X) - \widehat{\mu}_t^{(-k)}(Y q_t'\{Y, X; \gamma_t, h_t(\widehat{F}_t^{(-k)}(\cdot|X); \gamma_t)\}; X) \right\|_{L_2} \times \\
& \quad \left\| h_t(\widehat{F}_t^{(-k)}(\cdot|X); \gamma_t) - h_t(F_t(\cdot|X); \gamma_t) \right\|_{L_2} + \\
& \left\| \mu_t(q_t\{Y, X; \gamma_t, h_t(F_t(\cdot|X); \gamma_t)\}; X) - \widehat{\mu}_t^{(-k)}(q_t\{Y, X; \gamma_t, h_t(F_t(\cdot|X); \gamma_t)\}; X) \right\|_{L_2} \times \\
& \quad \left\| h_t(\widehat{F}_t^{(-k)}(\cdot|X); \gamma_t) - h_t(F_t(\cdot|X); \gamma_t) \right\|_{L_2} + \\
& \left\{ \left\| h_t(\widehat{F}_t^{(-k)}(\cdot|X); \gamma_t) - h_t(F_t(\cdot|X); \gamma_t) \right\|_{L_2} \right\}^2
\end{aligned}$$

By [Horowitz et al. \(2004\)](#), and because the number of folds K is fixed so that the nuisance functions are trained on $O(n)$ samples, it holds that $\|\widehat{\pi}_t^{(-k)}(X) - \pi_t(X)\|_{L_2} = O_P(n^{-2/5})$. To derive a bound on $\text{Rem}_t(\widehat{P}^{(-k)}, P)$, we additionally assume that, for any x and γ_t , $h_t(F_t(\cdot|x); \gamma_t)$ can be written as a differentiable function of a fixed number of regression functions of the form $\mu_t(\rho_{j,t}(Y), X; \gamma_t)$, where $\rho_{j,t}(Y, X; \gamma_t)$ is some fixed bounded outcome that doesn't vary with the sample and $j \in \{1, \dots, J_t\}$, $J_t < \infty$. Under this assumption and that the gradient of such multivariate function is uniformly bounded, we have, by the mean-value-theorem:

$$\left| h_t(\widehat{F}_t^{(-k)}(\cdot|x); \gamma_t) - h_t(F_t(\cdot|x); \gamma_t) \right| \leq C_t \max_{j \in \{1, \dots, J_t\}} \left| \widehat{\mu}_t^{(-k)}(\rho_{j,t}(Y, X; \gamma_t); x) - \mu_t(\rho_{j,t}(Y, X; \gamma_t); x) \right|$$

for every x and some constant C_t that may depend on γ_t . Furthermore, throughout, we have assumed that the map $u \mapsto q_t(y, x; \gamma_t, u)$ is twice differentiable with bounded second

derivative; thus, we have that

$$\begin{aligned} & \left| \widehat{\mu}_t^{(-k)}(Y q_t\{Y, X; \gamma_t, h_t(\widehat{F}_t^{(-k)}(\cdot|X); \gamma_t)\}; x) - \widehat{\mu}_t^{(-k)}(Y q_t\{Y, X; \gamma_t, h_t(F_t(\cdot|X); \gamma_t)\}; x) \right| \\ & \leq C_t \max_{j \in \{1, \dots, J_t\}} \left| \widehat{\mu}_t^{(-k)}(\rho_{j,t}(Y, X; \gamma_t); x) - \mu_t(\rho_{j,t}(Y, X; \gamma_t); x) \right| \end{aligned}$$

and

$$\begin{aligned} & \left| \widehat{\mu}_t^{(-k)}(Y q'_t\{Y, X; \gamma_t, h_t(\widehat{F}_t^{(-k)}(\cdot|X); \gamma_t)\}; x) - \widehat{\mu}_t^{(-k)}(Y q'_t\{Y, X; \gamma_t, h_t(F_t(\cdot|X); \gamma_t)\}; x) \right| \\ & \leq C_t \max_{j \in \{1, \dots, J_t\}} \left| \widehat{\mu}_t^{(-k)}(\rho_{j,t}(Y, X; \gamma_t); x) - \mu_t(\rho_{j,t}(Y, X; \gamma_t); x) \right| \end{aligned}$$

for some other constant C_t that may depend on γ_t . The same statements hold if $\widehat{\mu}_t^{(-k)}$ is replaced by the true μ_t . Then, we can bound the term

$$\begin{aligned} & \left| \mu_t(Y q_t\{Y, X; \gamma_t, h_t(\widehat{F}_t^{(k)}(\cdot|X); \gamma_t)\}; x) - \widehat{\mu}_t(Y q_t\{Y, X; \gamma_t, h_t(\widehat{F}_t^{(k)}(\cdot|X); \gamma_t)\}; x) \right| \leq \\ & \left| \mu_t(Y q_t\{Y, X; \gamma_t, h_t(\widehat{F}_t^{(k)}(\cdot|X); \gamma_t)\}; x) - \mu_t(Y q_t\{Y, X; \gamma_t, h_t(F(\cdot|X); \gamma_t)\}; x) \right| \\ & + \left| \mu_t(Y q_t\{Y, X; \gamma_t, h_t(F(\cdot|X); \gamma_t)\}; x) - \widehat{\mu}_t(Y q_t\{Y, X; \gamma_t, h_t(F(\cdot|X); \gamma_t)\}; x) \right| \\ & + \left| \widehat{\mu}_t(Y q_t\{Y, X; \gamma_t, h_t(F(\cdot|X); \gamma_t)\}; x) - \widehat{\mu}_t(Y q_t\{Y, X; \gamma_t, h_t(\widehat{F}_t^{(k)}(\cdot|X); \gamma_t)\}; x) \right| \end{aligned}$$

Letting

$$\rho_{J_t+1,t}(Y, X; \gamma_t) = Y q_t\{Y, X; \gamma_t, h_t(F_t(\cdot|X); \gamma_t)\},$$

we can rewrite the bound above as

$$\begin{aligned} & \left| \mu_t(Y q_t\{Y, X; \gamma_t, h_t(\widehat{F}_t^{(k)}(\cdot|X); \gamma_t)\}; x) - \widehat{\mu}_t(Y q_t\{Y, X; \gamma_t, h_t(\widehat{F}_t^{(k)}(\cdot|X); \gamma_t)\}; x) \right| \leq \\ & C_t \max_{j \in \{1, \dots, J_t+1\}} \left| \widehat{\mu}_t^{(-k)}(\rho_{j,t}(Y, X; \gamma_t); x) - \mu_t(\rho_{j,t}(Y, X; \gamma_t); x) \right| \end{aligned}$$

Letting

$$\rho_{J_t+2,t}(Y, X; \gamma_t) = Y q'_t\{Y, X; \gamma_t, h_t(F_t(\cdot|X); \gamma_t)\},$$

a similar reasoning yields

$$\begin{aligned} & \left| \mu_t(Y q'_t\{Y, X; \gamma_t, h_t(\widehat{F}_t^{(k)}(\cdot|X); \gamma_t)\}; x) - \widehat{\mu}_t(Y q'_t\{Y, X; \gamma_t, h_t(\widehat{F}_t^{(k)}(\cdot|X); \gamma_t)\}; x) \right| \leq \\ & C_t \max_{j \in \{1, \dots, J_t+2\}} \left| \widehat{\mu}_t^{(-k)}(\rho_{j,t}(Y, X; \gamma_t); x) - \mu_t(\rho_{j,t}(Y, X; \gamma_t); x) \right| \end{aligned}$$

for some other constant C_t . Finally, for shorthand notation, we can define

$$\rho_{J_t+3,t} = q_t\{Y, X; \gamma_t, h_t(F(\cdot|X); \gamma_t)\}$$

In this light and with this notation, we have that $\text{Rem}_t(\widehat{P}^{(-k)}, P; \gamma_t)$ can be further upper bounded by a constant multiple of

$$\begin{aligned} & \left\| \max_{j \in \{1, \dots, J_t+3\}} \widehat{\mu}_t^{(-k)}(\rho_{j,t}(Y, X; \gamma_t); X) - \mu_t(\rho_{j,t}(Y, X; \gamma_t); X) \right\|_{L_2} \left\| \widehat{\pi}_t^{(-k)}(X) - \pi_t(X) \right\|_{L_2} \\ & + \left\| \max_{j \in \{1, \dots, J_t+3\}} \widehat{\mu}_t^{(-k)}(\rho_{j,t}(Y, X; \gamma_t); X) - \mu_t(\rho_{j,t}(Y, X; \gamma_t); X) \right\|_{L_2}^2 \end{aligned}$$

In Section (C.1), we have established that $\sup_x \left| \widehat{\mu}_t^{(-k)}(\rho_{j,t}(Y, X; \gamma_t); x) - \mu_t(\rho_{j,t}(Y, X; \gamma_t); x) \right| = O_P((n/\log n)^{-\frac{r}{2r+1}})$ under the assumption that $F(y, u; \beta)$ and the density $f_{X'\beta}(u)$ of $X'\beta$ have Lipschitz $(r+1)$ th-order derivatives. Thus, as long as $r \geq 1$,

$$\sup_x \left| \widehat{\mu}_t^{(-k)}(\rho_{j,t}(Y, X; \gamma_t); x) - \mu_t(\rho_{j,t}(Y, X; \gamma_t); x) \right| = O_P((n/\log n)^{-\frac{1}{3}})$$

and thus $\sqrt{n_k} \text{Rem}_t(\widehat{P}^{(-k)}, P; \gamma_t) = o_P(1)$, as desired.

(D) Sensitivity approach of Robins (1999), Brumback et al. (2004), Sjölander et al. (2022) and Lu and Ding (2023)

Here we consider the sensitivity approach of Robins (1999), Brumback et al. (2004), Sjölander et al. (2022) and Lu and Ding (2023). Specifically, they assumed that

$$E[Y(t)|T = t, X] - E[Y(t)|T = 1 - t, X] = \alpha(2t - 1), \quad (8)$$

where α is a non-identified sensitivity analysis parameter. In contrast, our model posits assumptions at the distributional level and implies that the left hand side of (8) depends on X and γ_t . Under (8), ACE is identified as

$$\left\{ \int \{E[Y|T = 1, X = x] - E[Y|T = 0, X = x]\} dF(x) \right\} - \alpha,$$

where the term in $\{\cdot\}$ can be estimated using our estimation strategy with $\widetilde{\psi}_1(0) - \widetilde{\psi}_0(0)$. Sjölander et al. (2022) suggested bounding α under the assumption that the confounding potential of unmeasured factors above and beyond X (represented by α) is no larger in

magnitude than the confounding potential of measured factors above and beyond the empty set (i.e., no adjustment). Under this assumption, they argue that $|\alpha|$ should be less than the absolute value of α^* that minimizes an estimator of

$$\sum_{t=0}^1 \{E[Y|T = t] - E[E[Y|T = t, X]] - \alpha^*(t - E[T])\}^2.$$

This function can be estimated by $\sum_{t=0}^1 \{E_n[Y|T = t] - \tilde{\psi}_t(0) - \alpha^*(t - E_n[T])\}^2$. The minimizer of this function is 61 grams, suggesting that the estimated effect of smoking on birthweight could be as small as -159 grams.

(E) Results from the sensitivity model proposed in [Cinelli and Hazlett \(2020\)](#)

Here we consider the sensitivity approach of [Cinelli and Hazlett \(2020\)](#). Their approach, implemented in the R package `sensemkr`, requires the specification of a linear model for the outcome, the treatment and the potential confounders (both observed and unobserved). We thus specify a model with all the pre-treatment covariates entering linearly and gauge the impact of unobserved confounders in the model on the treatment coefficient estimate as well as its associated t-value. The results are reported in [Table 1](#). Under no unmeasured confounding, the estimated treatment effect is ≈ -230.2 grams (with t-value ≈ 10.9 and 95% $[-271.5, -188.9]$). The robustness value $RV_{q=1}$ indicates that “unobserved confounders explaining at least [14.3%] of the residual variance of both the treatment [smoking] and the outcome [birthweight] would explain away the estimated treatment effect. It also means that any confounder explaining less than [14.3%] of the residual variance of both the treatment and the outcome would not be strong enough to bring down the estimated effect to zero.” Taking into account sampling variability, unmeasured confounders explaining 11.9% of the residual variances is sufficient to drive the upper bound of a Wald-type confidence interval to zero. To judge whether these percentages are plausible, [Cinelli and Hazlett \(2020\)](#) suggest looking at each measured covariate and computing (1) the partial R^2 ’s between the outcome

the covariate given other measured covariates and treatment and (2) the partial R^2 's between treatment and the covariate given other measured covariates (see 1). All pairs of partial R^2 's are less than the robustness value. This implies that an unmeasured confounder as strong as any measured confounder cannot explain away the effect.

Figure 1 (b) shows that, in order for the estimated effect to cease to be “statistically significant”, the confounder would need to be roughly 10 times stronger in predicting the outcome and the treatment than the indicator that the mother’s race is white. Finally, in an extreme scenario where the unobserved confounder is assumed to be able to explain all the outcome residual variance, the observed effect would be reduced to zero only if the confounder can explain at least 2.3% of the treatment residual variance. For comparison, even in this scenario, a confounder as strongly associated with the treatment as the indicator for whether the mother’s race is white would not be sufficient to reduce the estimated effect to zero.

The conclusion regarding the robustness of the estimated negative effect of maternal smoking on the child’s birthweight are essentially the same whether our approach to sensitivity or the one by [Cinelli and Hazlett \(2020\)](#) is used. However, there are a few important differences between the two sensitivity models. The approach by [Cinelli and Hazlett \(2020\)](#) requires the specification of a linear outcome model, while our model is agnostic with respect to which modeling assumptions are placed on the nuisance functions. This effectively decouples parametric modeling assumptions from substantial, untestable assumptions on the unobserved confounding. Further, such linear specification makes it more challenging to incorporate domain knowledge into the sensitivity analysis. On the contrary, our approach is flexible enough so that we have been able to enforce the plausible restriction that the tails of the counterfactual distribution of the weight of a child whose mother is a nonsmoker had they actually been smokers matches those of the observed, factual distribution.

[Table 1 about here.]

[Figure 1 about here.]

(F) Results from the sensitivity model proposed by [Franks et al. \(2020\)](#)

Here we consider the sensitivity analysis approach of [Franks et al. \(2020\)](#) with $s_t(Y(t)) = Y(t)$. As part of their methodology, they proposed a heuristic framework for calibrating sensitivity parameters γ_1 and γ_0 . They suggested that the magnitude of these parameters should be adjusted based on the amount of variation in the treatment assignment variable T that can be explained by the potential outcome variable $Y(t)$, while also considering observed confounding variables X in the logistic regression model of the treatment assignment. They denoted the proportion of previously unexplained variance in T that can be explained by adding $Y(t)$ as $\rho_{Y(t)|X}^2$, which is not directly identifiable. They approximated this value as $\rho_{X_j|X_{-j}}^2$, representing the partial variance explained by covariate X_j when considering all other covariates X_{-j} . This approximation implies that the information gained by adding $Y(t)$ as a predictor of treatment assignment is similar to the information gained by adding X_j to X_{-j} . The choice of the covariate X_j should be guided by expert knowledge.

We implemented their methods using the R package `TukeySens`. In [Figure 2](#), we explore the proposed calibration method. To provide a point of reference, we plot the partial coefficients of variation from covariates, $\rho_{X_j|X_{-j}}^2$, for predictors such as alcohol use, marital status (yes/no), education level (less than high school, high school, more than high school), and ethnicity (white/non-white). Following the approach suggested by [Franks et al. \(2020\)](#), the magnitude of the sensitivity parameter γ_t can be adjusted using any selected predictor.

[Figure 2 about here.]

[Figure 3](#) displays a heatmap of the ACE estimates across a range of sensitivity parameters ($-0.001 \leq \gamma_1, \gamma_0 \leq 0.001$). Here $\gamma_t > 0$ (< 0) indicates that, within levels of X , the distribution of $Y(t)$ for individuals with $T = 1 - t$ is shifted toward higher (lower) values

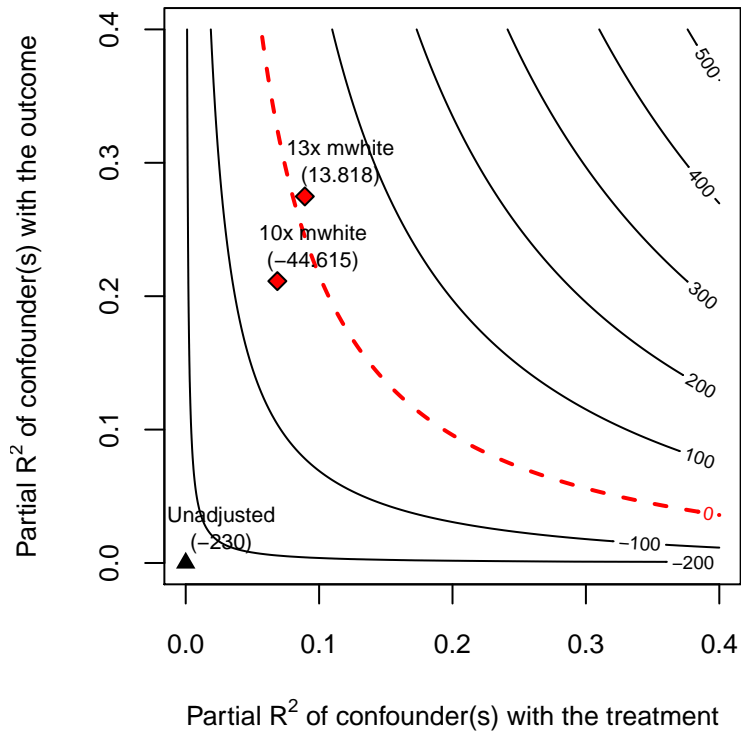
relative to the distribution of $Y(t)$ for individuals with $T = t$. In this context, “NS” indicates “not significant,” and signifies that the 95% posterior credible interval of the ACE encompasses the value of 0.

[Figure 3 about here.]

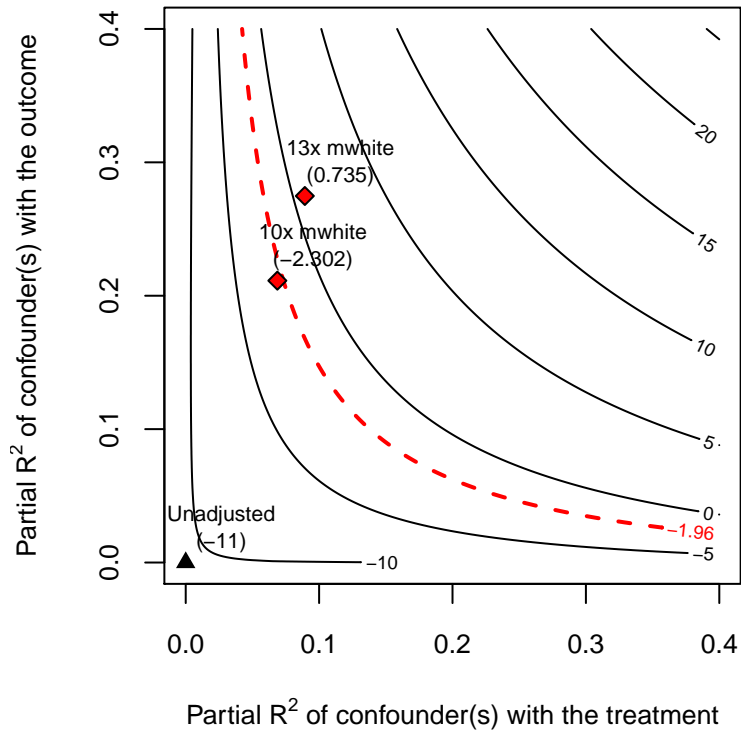
References

- Brumback, B. A., Hernán, M. A., Haneuse, S. J., and Robins, J. M. (2004). Sensitivity analyses for unmeasured confounding assuming a marginal structural model for repeated measures. *Statistics in Medicine* **23**, 749–767.
- Chiang, C.-T. and Huang, M.-Y. (2012). New estimation and inference procedures for a single-index conditional distribution model. *Journal of Multivariate Analysis* **111**, 271–285.
- Cinelli, C. and Hazlett, C. (2020). Making sense of sensitivity: Extending omitted variable bias. *Journal of the Royal Statistical Society: Series B* **82**, 39–67.
- Franks, A., D’Amour, A., and Feller, A. (2020). Flexible sensitivity analysis for observational studies without observable implications. *Journal of the American Statistical Association* **115**, 1730–1746.
- Horowitz, J. L., Mammen, E., et al. (2004). Nonparametric estimation of an additive model with a link function. *The Annals of Statistics* **32**, 2412–2443.
- Kennedy, E. H., Balakrishnan, S., G’Sell, M., et al. (2020). Sharp instruments for classifying compliers and generalizing causal effects. *Annals of Statistics* **48**, 2008–2030.
- Lu, S. and Ding, P. (2023). Flexible sensitivity analysis for causal inference in observational studies subject to unmeasured confounding. *arXiv preprint arXiv:2305.17643*.
- Robins, J. M. (1999). Association, causation, and marginal structural models. *Synthese* pages 151–179.

- Sjölander, A., Gabriel, E. E., and Ciocănea-Teodorescu, I. (2022). Sensitivity analysis for causal effects with generalized linear models. *Journal of Causal Inference* **10**, 441–479.
- Zhu, L.-P., Zhu, L.-X., and Feng, Z.-H. (2010). Dimension reduction in regressions through cumulative slicing estimation. *Journal of the American Statistical Association* **105**, 1455–1466.



(a) Estimate



(b) t-value

Figure 1: Contour plot of (a) point-estimates and (b) t-values for the treatment coefficient as the partial R^2 of the confounder with the treatment and the outcome is varied.

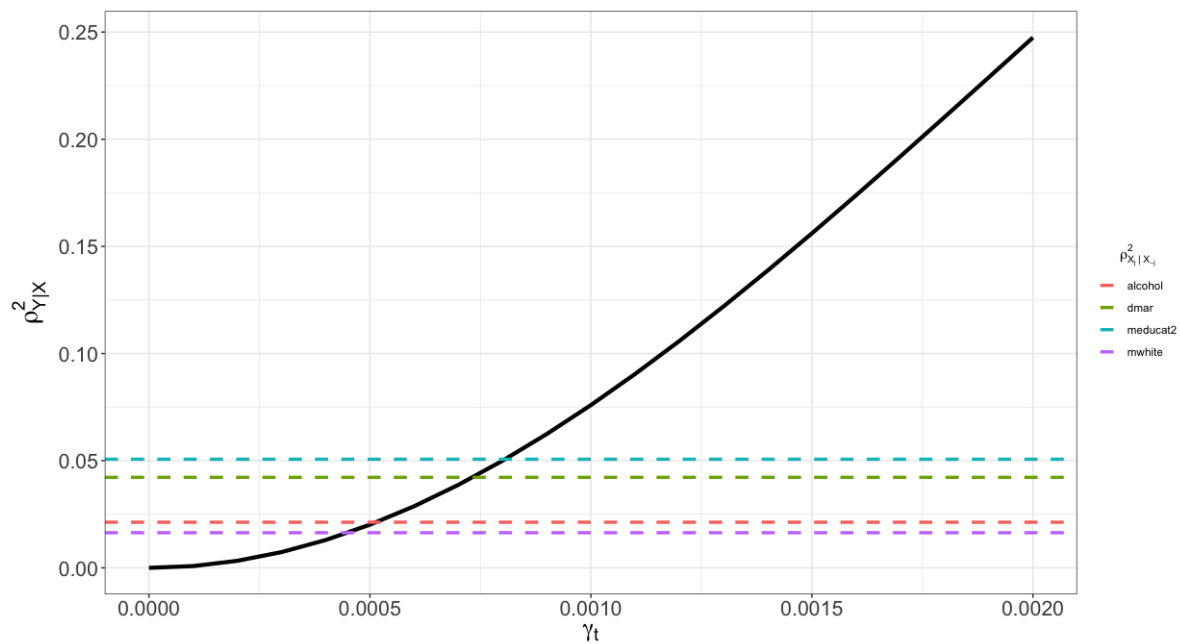


Figure 2: $\rho_{Y|X}^2$ vs. γ_t . The magnitude of the sensitivity parameter γ_t is increasing with the residual coefficient of determination $\rho_{Y|X}^2$.

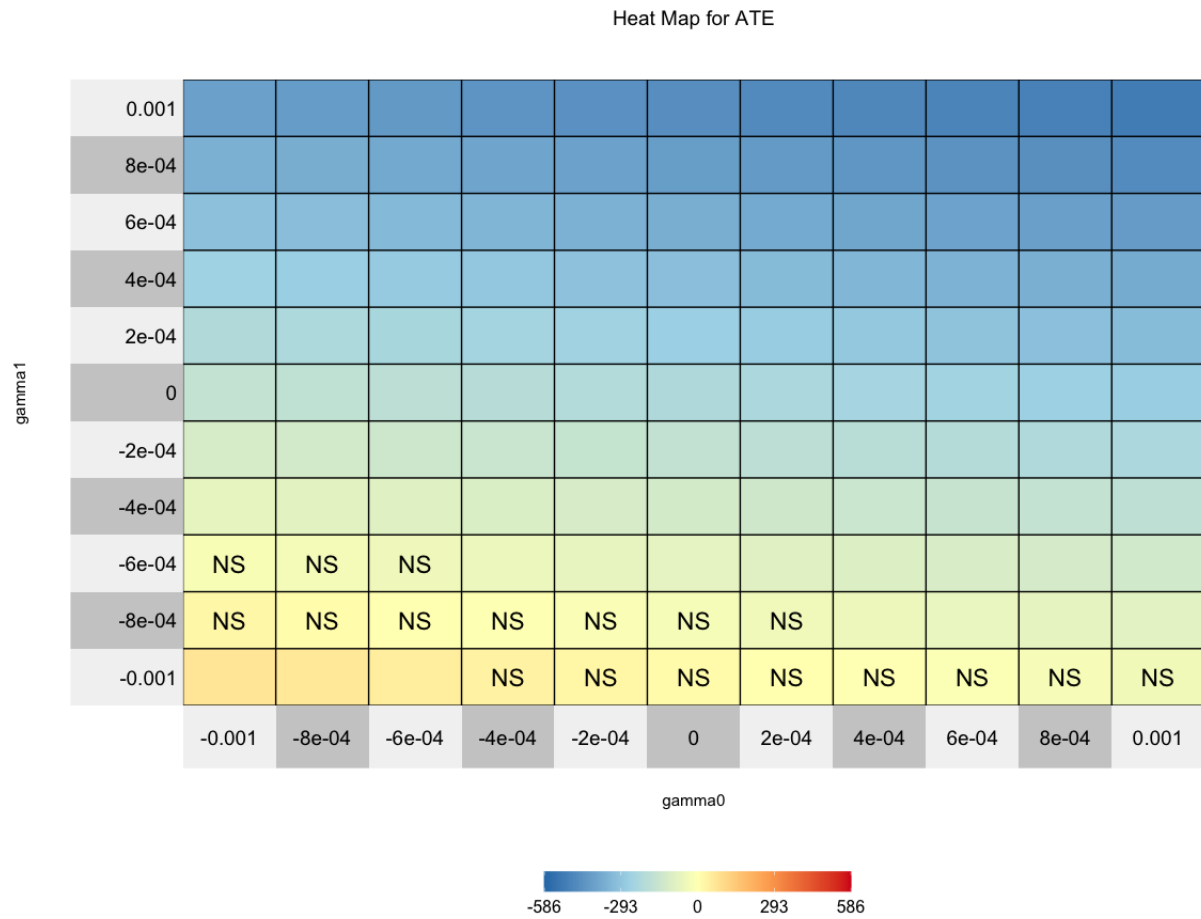


Figure 3: Average causal effect of smoking status on birth weight as a function of sensitivity parameters γ_1 and γ_0 . Under no unmeasured confounding ($\gamma_1 = \gamma_0 = 0$), the effect is negative.

Table 1: Summary table of the sensitivity analysis proposed in Cinelli and Hazlett (2020)

Outcome: <i>dbirwt</i>						
Treatment:	Est.	S.E.	t-value	$R_{Y \sim D \mathbf{X}}^2$	$RV_{q=1}$	$RV_{q=1, \alpha=0.05}$
<i>Smoking</i>	-230.211	21.06	-10.931	2.3%	14.3%	11.9%
df = 4983	<i>Bound (1x Prenatal Visits):</i> $R_{Y \sim Z \mathbf{X}, D}^2 = 3.0\%$, $R_{D \sim Z \mathbf{X}}^2 = 0.10\%$ <i>Bound (1x Maternal Age):</i> $R_{Y \sim Z \mathbf{X}, D}^2 = 0.01\%$, $R_{D \sim Z \mathbf{X}}^2 = 0.01\%$ <i>Bound (1x Married):</i> $R_{Y \sim Z \mathbf{X}, D}^2 = 2.8\%$, $R_{D \sim Z \mathbf{X}}^2 = 0.07\%$ <i>Bound (1x Hispanic):</i> $R_{Y \sim Z \mathbf{X}, D}^2 = 0.01\%$, $R_{D \sim Z \mathbf{X}}^2 = 0.5\%$ <i>Bound (1x Foreign):</i> $R_{Y \sim Z \mathbf{X}, D}^2 = 0.00\%$, $R_{D \sim Z \mathbf{X}}^2 = 0.07\%$ <i>Bound (1x Alcohol):</i> $R_{Y \sim Z \mathbf{X}, D}^2 = 0.00\%$, $R_{D \sim Z \mathbf{X}}^2 = 2.2\%$ <i>Bound (1x White):</i> $R_{Y \sim Z \mathbf{X}, D}^2 = 2.10\%$, $R_{D \sim Z \mathbf{X}}^2 = 0.70\%$ <i>Bound (1x Education=12):</i> $R_{Y \sim Z \mathbf{X}, D}^2 = 0.00\%$, $R_{D \sim Z \mathbf{X}}^2 = 0.52\%$ <i>Bound (1x Education > 12):</i> $R_{Y \sim Z \mathbf{X}, D}^2 = 0.04\%$, $R_{D \sim Z \mathbf{X}}^2 = 2.0\%$ <i>Bound (1x Birth Order = 2):</i> $R_{Y \sim Z \mathbf{X}, D}^2 = 0.35\%$, $R_{D \sim Z \mathbf{X}}^2 = 0.42\%$ <i>Bound (1x Birth Order > 2):</i> $R_{Y \sim Z \mathbf{X}, D}^2 = 0.72\%$, $R_{D \sim Z \mathbf{X}}^2 = 0.42\%$					