

# The X17 boson and the ${}^3\text{H}(p, e^+e^-){}^4\text{He}$ and ${}^3\text{He}(n, e^+e^-){}^4\text{He}$ processes: a theoretical analysis

M. Viviani<sup>1</sup>, E. Filandri<sup>2,3</sup>, L. Girlanda<sup>4,5</sup>, C. Gustavino<sup>6</sup>, A. Kievsky<sup>1</sup>, L.E. Marcucci<sup>1,7</sup>, and R. Schiavilla<sup>8,9</sup>

<sup>1</sup>*INFN-Pisa, I-56127, Pisa, Italy*

<sup>2</sup>*University of Trento, 38123 Trento, Italy*

<sup>3</sup>*INFN-TIFPA, 38123 Povo-Trento, Italy*

<sup>4</sup>*Department of Mathematics and Physics, University of Salento, I-73100 Lecce, Italy*

<sup>5</sup>*INFN-Lecce, I-73100 Lecce, Italy*

<sup>6</sup>*INFN Sezione di Roma, 00185 Rome, Italy*

<sup>7</sup>*Department of Physics “E. Fermi”, University of Pisa, I-56127 Pisa, Italy*

<sup>8</sup>*Department of Physics, Old Dominion University, Norfolk, VA 23529, USA*

<sup>9</sup>*Theory Center, Jefferson Lab, Newport News, VA 23606, USA*

(Dated: April 19, 2021)

The present work deals with  $e^+e^-$  pair production in the four-nucleon system. We first analyze the process as a purely electromagnetic one in the context of a state-of-the-art approach to nuclear strong-interaction dynamics and nuclear electromagnetic currents, derived from chiral effective field theory ( $\chi$ EFT). Next, we examine how the exchange of a hypothetical low-mass boson would impact the cross section for such a process. We consider several possibilities, that this boson is either a scalar, pseudoscalar, vector, or axial particle. The *ab initio* calculations use exact hyperspherical-harmonics methods to describe the bound state and low-energy spectrum of the  $A=4$  continuum, and fully account for initial state interaction effects in the  $3+1$  clusters. While electromagnetic interactions are treated to high orders in the chiral expansion, the interactions of the hypothetical boson with nucleons are modeled in leading-order  $\chi$ EFT (albeit, in some instances, selected subleading contributions are also accounted for). We also provide an overview of possible future experiments probing pair production in the  $A=4$  system at a number of candidate facilities.

## I. OVERVIEW

The present work reports on a comprehensive analysis of low-energy  $e^+e^-$  pair production in the four-nucleon system, both as a purely electromagnetic process and by including the contribution of a hypothetical low-mass boson. It is organized as follows. The present section provides an overview of the complete study. Starting from an up-to-date review of the current status of experimental searches and theoretical analyses, we delineate next the chiral-effective-field-theory ( $\chi$ EFT) framework adopted here to describe nuclear dynamics and to model the interactions of nucleons with the hypothetical boson. We then proceed to a summary of the *ab initio* predictions obtained for the differential cross sections of the  ${}^3\text{H}(p, e^+e^-){}^4\text{He}$  and  ${}^3\text{He}(n, e^+e^-){}^4\text{He}$  reactions. We close with some concluding remarks and a discussion of possible future experiments at a number of candidate facilities. The remaining sections are meant to elaborate more expansively on these various aspects of the calculations.

### A. Motivation and current status

The possible existence of a new kind of low mass particle (at the MeV scale) is a problem of current and intense theoretical and experimental interest (see, for example,

Ref. [1] and references therein). This interest is, in fact, part of a broader effort aimed at identifying dark matter (DM). Its existence has been postulated to explain a number of gravitational anomalies that have been observed at galactic scales and beyond [2] since the 1930’s. However, no conclusive experimental signatures of DM have been reported up until now.

A few years ago, there were claims [3] that an unknown particle (denoted as “X17”) had been observed in the process  ${}^7\text{Li}(p, e^+e^-){}^8\text{Be}$  at the ATOMKI experimental facility situated near Debrecen (Hungary). These claims were based on a  $\approx 7\sigma$  excess of events in the angular distribution of leptonic pairs produced in this reaction, which has a  $Q$ -value of about 18 MeV. The excess—referred to below as the “anomaly”—could be explained by positing the emission of an unknown boson with a mass of about 17 MeV decaying into  $e^+e^-$  pairs.

The search for bosonic DM candidates had already started several years earlier, by attempting to establish the possible existence of additional forces (beyond gravity), mediated by these bosons [4], between DM and visible matter. To one such class of particles belongs the so-called “dark-photon”, namely a boson of mass  $M_X$  having the same quantum numbers as the photon, and interacting with a Standard Model (SM) fermion  $f$  with a coupling constant given by  $\varepsilon q_f$ , where  $q_f$  is the fermion electric charge. Following several years of experimental searches for dark photons, “exclusion plots” in the

$\varepsilon$ - $M_X$  parameter space were produced, restricting more and more the allowed region [1, 5]. One of the most stringent limits was provided by the NA48/2 experiment, which set  $\varepsilon < 8 \times 10^{-4}$  at 90% confidence level [6]. Similar limits have been produced by assuming that the X17 is a pseudoscalar particle [7], that is, an axion-like particle. More recently, stringent limits were also set by the NA64 experiment at CERN [5]. Of course, the analysis becomes more complicated and the ensuing picture far less unambiguous, if the coupling constants are assumed to be different for each of the SM fermions.

The claim of the  $^8\text{Be}$  anomaly by the ATOMKI group [3] soon spurred several theoretical studies. In Ref. [8], a number of alternatives—that the X17 could be a scalar, a pseudoscalar, or a vector boson—were analyzed. The first two were quickly dismissed, while the possibility that the X17 could be a vector boson, that is, a dark photon, was investigated in detail. In order to circumvent the NA48/2 limit, it was conjectured that the X17 could be “proto-phobic”, namely that it would couple much more weakly to the proton than to the neutron [8].

Soon after, the possibility that the X17 could be a spin-1 particle interacting via axial couplings to the  $u$  and  $d$  quarks was explored in Ref. [9]. In that work,  $^8\text{Be}$  ground- and excited-state wave functions obtained in state-of-the-art shell model calculations were used in combination with the ATOMKI data to constrain the range of X17-quark couplings that could explain the observed anomaly. Limits provided by the bounds determined by a number of other experiments were also analyzed. In case of an axial coupling, the NA48/2 constraint does not apply, but other limits have to be taken into account, for example, from the study of rare  $\eta$  and  $\phi$  decays and proton fixed target experiments (see, for more details, Ref. [9] and references therein).

More recently, the ATOMKI group reported a similar excess at approximately the same invariant mass in the  $^3\text{H}(p, e^+e^-)^4\text{He}$  reaction [10]. The authors of Ref. [8] published a new study [11], considering both the  $^8\text{Be}$  and  $^4\text{He}$  anomalies and allowing for scalar, pseudoscalar, vector, and axial coupling of the X17 to quarks and electrons, with the intent of verifying whether the two results were consistent. They concluded that the “ $7\sigma$  anomalies reported in [the]  $^8\text{Be}$  and  $^4\text{He}$  nuclear decays are both kinematically and dynamically consistent with the production of a 17 MeV proto-phobic gauge boson” [11]. However, other studies have challenged the explanation of a proto-phobic X17 emission in the  $^8\text{Be}$  experiment, by taking into account existing  $^7\text{Li}(p, \gamma)^8\text{Be}$  cross section data [12].

In the following, we consider the more general case of a Yukawa-like interaction between the X17 and a SM fermion of species  $f$  (specifically, quarks and electrons) with the coupling constant expressed as  $\varepsilon_f e$ , where  $e$  ( $> 0$ ) is the unit electric charge. The X17 boson must decay promptly in  $e^+e^-$  pairs for these to be detected inside the experimental setup. This observation actu-

ally introduces a *lower limit* to the possible values of  $\varepsilon_e$ . These limits are also established by various electron beam-dump experiments (see, for example, Ref. [13] and references therein). For  $M_X \approx 17$  MeV, the most stringent lower bound,  $|\varepsilon_e| > 2 \times 10^{-4}$ , comes from the SLAC E141 experiment [14], while the upper bound  $|\varepsilon_e| < 2 \times 10^{-3}$  has been set by the KLOE-2 experiment [15]. See Ref. [9] for a comprehensive discussion of these and other constraints regarding  $\varepsilon_e$ .

If the X17 were to couple also to muons, then its existence would have consequences for the well known  $(g-2)_\mu$  anomaly [16], namely the discrepancy between the measured and predicted value of the muon anomalous magnetic moment. In this instance, a pure axial coupling to muons would worsen this discrepancy, while a pure vector coupling would reduce it [17]. Another interesting result comes from new measurements of the fine structure constant using atomic recoil of Rubidium [18]. Using this measurement, the SM prediction for  $(g-2)_e$  too is in tension with the experimental value (at about  $1.6\sigma$ ). Also in this case, a pure vector coupling of the X17 to the electron with  $|\varepsilon_e| = (8 \pm 3) \times 10^{-4}$  [18] would resolve this tension.

The observation of the  $^8\text{Be}$  and  $^4\text{He}$  anomalies has triggered a rapidly growing number of theoretical studies [19–28], see Ref. [29] for a critical review. On the experimental side, there are several experiments (MEGII [30], DarkLight [31], SHiP [32], and others [1]) planning specifically to search for such a light boson. In addition, large collaborations, such as BelleII [33], NA64 [34], and others, are dedicating part of their efforts in an attempt to clarify this issue.

To date, the explanation of the  $^8\text{Be}$  and  $^4\text{He}$  anomalies remains an open problem. If the existence of such a particle were to be experimentally confirmed, it would have profound repercussions for the study of DM and for beyond SM theories. It is worthwhile pointing out here that most theoretical analyses so far have assumed that the reactions proceed via a two step process. First, a resonant state is formed in the collision of the incident nucleon with the target nucleus and, second, this resonant state decays to the ground state by emitting either a photon or the hypothetical X17 boson.

This resonance-saturation approach permits the properties of the X17 particle to be inferred [8, 9, 11] from the quantum numbers of the decaying and ground states, assuming conservation of parity and other symmetries. While such a treatment may be justified in the case of  $^8\text{Be}$  where the initial state  $p + ^7\text{Li}$  populates the (relatively narrow isoscalar and isovector)  $1^+$  resonances of  $^8\text{Be}$ , it becomes problematic in the case of  $^4\text{He}$ , since the low-energy  $p + ^3\text{H}$  initial states may populate the fairly narrow  $0^+$  and  $0^-$  resonances of  $^4\text{He}$ . Furthermore, contributions from farther resonances or from direct (non-resonant) capture cannot be excluded a priori, and should be estimated. As a matter of fact, in Ref. [12], the contribution of the direct  $p + ^7\text{Li}$  capture in different waves has been found important, if not dominant. For future

reference, the low-energy spectrum of  ${}^4\text{He}$  is reported in Fig. 1. The energies and widths of the various resonances have been determined in R-matrix analyses [35].

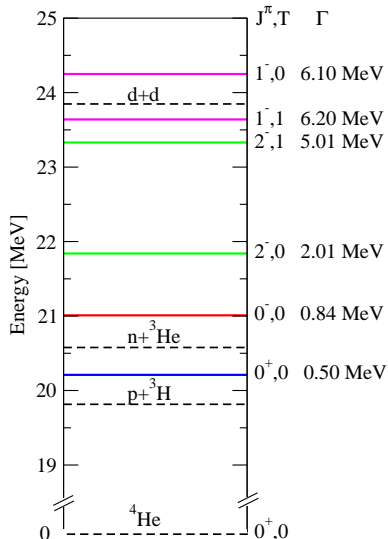


FIG. 1. The low-energy spectrum of  ${}^4\text{He}$  [35]. The dashed lines indicate the thresholds for the opening of the 1+3 and 2+2 channels, while the solid lines indicate the energies of the various resonances with corresponding widths,  $J^\pi$ , and isospin assignments to the right.

Recently, it was conjectured in Ref. [36] that the effect of populating higher excited states might cause peaks in the angular distribution of the final pair, and therefore mimic the resonance-like structure observed in the  ${}^3\text{H}(p, e^+e^-){}^4\text{He}$  ATOMKI experiment. However, such a conjecture does not seem to be borne out by the present analysis. Instead, our calculations, which are based on a realistic and fully microscopic treatment of nuclear dynamics, indicate the absence of any such structure. In particular, the  $J^\pi = 1^-$  scattering state, which plays a dominant role, only yields a smooth behavior in the angular correlation between the leptons, although this correlation appears to be rather sensitive to the low-energy structure of the  ${}^4\text{He}$  continuum.

In a more recent paper [37]—see also Ref. [38] for a similar study—the possibility that the peak seen in the  ${}^8\text{Be}$  experiment could be caused by higher-order QED effects, beyond the one-photon-exchange approximation, has been investigated. It has been found that the contribution of these corrections increases with the opening angle  $\theta_{ee}$  between the lepton momenta, and could explain the observed behavior of the cross section. We should point out that for the  ${}^8\text{Be}$  experiment the peak structure was observed around  $\theta_{ee} = 140^\circ$ . It is not clear if such an explanation will remain valid in the case of the  ${}^4\text{He}$  experiment, where a sharper peak is observed at a considerably smaller opening angle, around  $110^\circ$ .

## B. Interactions and currents

*Ab initio* studies of few-nucleon dynamics can be carried out nowadays with great accuracy [39], not only for bound states but also for the low-energy portion of the continuum spectrum, including the treatment of resonances. This capability and the availability of consistent models of nuclear electroweak currents—that is, electroweak currents constructed consistently with the underlying strong-interaction dynamics—make it possible to almost completely remove uncertainties associated with the nuclear wave functions and/or reaction mechanisms, and therefore to unambiguously interpret the experimental evidence. It is within this context that, in the present paper, we provide fairly complete analyses of the  ${}^3\text{H}(p, e^+e^-){}^4\text{He}$  and  ${}^3\text{He}(n, e^+e^-){}^4\text{He}$  processes, with and without the inclusion of the hypothetical X17 boson. Below, we briefly outline the theoretical framework, and refer the reader to the following sections for more extended discussions of various aspects of this framework.

The nuclear Hamiltonian is taken to consist of non-relativistic kinetic energy, and two- and three-nucleon interactions. These interactions are derived from two different versions of chiral effective field theory ( $\chi\text{EFT}$ ): one [40–42] retains only pions and nucleons as degrees of freedom, while the other [43, 44] also retains  $\Delta$ -isobars. Both  $\chi\text{EFT}$  versions account for high orders in the chiral expansion, but again differ in that the interactions of Refs. [40–42] are formulated and regularized in momentum space, while those of Refs. [43, 44] in coordinate space. As a consequence, the former are strongly non-local in coordinate space.

The low-energy constants (LECs) that characterize the two-nucleon interaction have been determined by fits to the nucleon-nucleon scattering database (up to the pion production threshold), while the LECs in the three-nucleon interaction have been constrained to reproduce selected observables in the three-nucleon sector (see Sec. II). However, the nuclear Hamiltonians resulting from these two different formulations both lead to an excellent description of measured bound-state properties and scattering observables in the three- and four-nucleon systems, including in particular the  ${}^4\text{He}$  ground-state energy and 3+1 low-energy continuum [39], germane to the present endeavor.

Another important aspect of the theoretical framework is the treatment of nuclear electromagnetic currents. These currents have been derived within the two different  $\chi\text{EFT}$  formulations we consider here, namely without [45–50] and with [51] the inclusion of explicit  $\Delta$ -isobar degrees of freedom. They consist of (i) one-body terms, including relativistic corrections suppressed by two orders in the power counting relative to the leading order; (ii) two-body terms associated with one pion exchange (derived from leading and subleading chiral Lagrangians) as well as pion loops, albeit in the  $\Delta$ -full  $\chi\text{EFT}$  formulation the contributions of  $\Delta$  intermediate states have been ignored in these loops; and (iii) two-

body contact terms originating from minimal and non-minimal contact couplings.

The subleading one-pion-exchange and non-minimal contact electromagnetic currents are characterized by a number of unknown LECs that have been fixed by reproducing the experimental values of the two- and three-nucleon magnetic moments and by relying on either resonance saturation for the case of the  $\Delta$ -less formulation [50] or fits to low-momentum transfer data on the deuteron threshold electrodisintegration cross section at backward angles for the case of the  $\Delta$ -full formulation [51].

These interactions and the associated electromagnetic currents lead to predictions for light-nuclei electromagnetic observables, including ground-state magnetic moments, radiative transition rates between low-lying states, and elastic form factors, in very satisfactory agreement with the measured values (for recent reviews, see [52–54]). As an illustration of the validity of

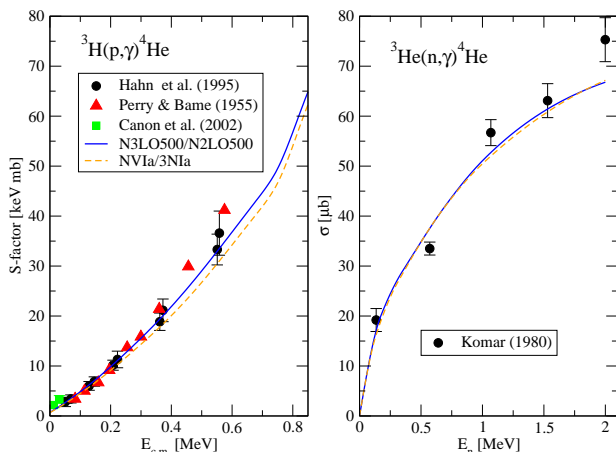


FIG. 2. Astrophysical factor for the capture  ${}^3\text{H}(p, \gamma){}^4\text{He}$  (left panel) and total cross section for the capture  ${}^3\text{He}(n, \gamma){}^4\text{He}$  (right panel), calculated in both the  $\Delta$ -less (N3LO500/N2LO500) and  $\Delta$ -full (NV1a/3NIa)  $\chi$ EFT formulations considered in the present work. The experimental data are from Refs. [55–58].

the present theoretical framework and the level of sophistication achieved in these *ab initio* few-nucleon calculations, we present in Fig. 2 predictions for the low-energy radiative captures of protons on  ${}^3\text{H}$  and of neutrons on  ${}^3\text{He}$ , compared to available experimental data. We use bound and continuum wave functions obtained with hyperspherical-harmonics (HH) methods [59, 60], and fully account in the  $n+{}^3\text{He}$  initial state for its coupling to the energetically open  $p+{}^3\text{H}$  channel. Matrix elements of the (complete) current are calculated with quantum Monte Carlo methods [61] without any approximations—the statistical errors (not shown in the figure) due to the Monte Carlo integrations are at the % level.

In the energy regime of Fig. 2, these radiative captures proceed primarily via  $M_1$ - and  $E_1$ -transitions between, respectively, the  ${}^3S_1$  and  ${}^1P_1$  incoming states and the

${}^4\text{He}$  ground state.<sup>1</sup> We should stress here that in the lepton-pair production processes we consider below, additional  $S$ - and  $P$ -wave channels play a prominent role, in particular the  ${}^1S_0$  channel. Lastly, Fig. 2 shows that, at least in the low-energy regime of interest in the present work, the model dependence resulting from the two different  $\chi$ EFT formulations is weak.

### C. Including the X17 boson

In the SM and one-photon-exchange approximation, the  $e^+e^-$  pair production on a nucleus is driven by the amplitude (in a schematic notation)

$$T_{fi} = 4\pi\alpha \frac{(\bar{u}_- \gamma_\mu v_+) j_{fi}^\mu}{q^\mu q_\mu}, \quad (1)$$

where  $\alpha$  is the fine structure constant,  $q^\mu$  is the four-momentum transfer defined as the sum of the outgoing-lepton four momenta,  $u_-$  and  $v_+$  are, respectively, the electron and positron spinors, and  $j_{fi}^\mu$  is the matrix element of the nuclear electromagnetic current between the initial and final nuclear states (here, either the  $p+{}^3\text{H}$  or  $n+{}^3\text{He}$  scattering state and  ${}^4\text{He}$  ground-state); a less cursory description of this as well as the X17-induced amplitudes to follow is provided in Secs. III and V below.

We consider four different possibilities for the coupling of the X17 to electrons and hadrons: scalar ( $S$ ), pseudoscalar ( $P$ ), vector ( $V$ ), and axial ( $A$ ). The electron-X17 interaction Lagrangian density reads

$$\mathcal{L}_{e,X}^c(x) = e \varepsilon_e \bar{e}(x) \Gamma^c e(x) X_c(x), \quad (2)$$

where  $c$  specifies the nature of the coupling and the associated Lorentz structure,

$$\Gamma^{c=S,P,V,A} = 1, i\gamma^5, \gamma^\mu, \gamma^\mu \gamma^5, \quad (3)$$

$e(x)$  is the electron field, and  $X_c(x) = X(x)$  for  $c = S, P$  and  $X_c(x) = X_\mu(x)$  for  $c = V, A$  represents the X17 field. The single coupling constant  $\varepsilon_e$  is written in units of the electric charge  $e > 0$  ( $e^2 = 4\pi\alpha$ ).

The hadron-X17 interaction Lagrangian densities are derived in  $\chi$ EFT by considering only leading-order contributions (and selected subleading ones in the vector case). A fairly self-contained summary of this derivation is provided in Sec. IV for completeness. Here we

<sup>1</sup> We use the spectroscopic notation  ${}^{2S+1}L_J$ , where  $S$  and  $L$  are, respectively, the channel spin and relative orbital angular momentum between the two clusters, and  $J$  is the total angular momentum.



write them as

$$\mathcal{L}_X^S(x) = e \bar{N}(x) [\eta_0^S + \eta_z^S \tau_3] N(x) X(x), \quad (4)$$

$$\mathcal{L}_X^P(x) = e \eta_z^P \pi_3(x) X(x), \quad (5)$$

$$\mathcal{L}_X^V(x) = e \bar{N}(x) [\eta_0^V + \eta_z^V \tau_3] \gamma^\mu N(x) X_\mu(x) \quad (6)$$

$$+ \frac{e}{4m_N} \bar{N}(x) [\kappa_0 \eta_0^V + \kappa_z \eta_z^V \tau_3] \sigma^{\mu\nu} N(x) F_{\mu\nu}^X(x),$$

$$\mathcal{L}_X^A(x) = e \bar{N}(x) [\eta_0^A + \eta_z^A \tau_3] \gamma^\mu \gamma^5 N(x) X_\mu(x), \quad (7)$$

where  $m_N$  is the nucleon mass,  $N(x)$  is the iso-doublet of nucleon fields,  $\pi_3(x)$  is the third component of the triplet of pion fields, and  $F_{\mu\nu}^X(x) = \partial_\mu X_\nu(x) - \partial_\nu X_\mu(x)$  is the X17 field tensor. The combinations of LECs (rescaled by  $e$ ) are lumped into the isoscalar and isovector coupling constants  $\eta_0^c$  and  $\eta_z^c$ . In the vector case, we have included also the subleading term proportional to  $F_{\mu\nu}^X(x)$  and where

$$\kappa_0 = \kappa_p + \kappa_n, \quad \kappa_z = \kappa_p - \kappa_n, \quad (8)$$

$\kappa_p$  and  $\kappa_n$  being the anomalous magnetic moments of the proton and neutron, respectively. At tree level, there is no direct pseudoscalar coupling of the X17 to the nucleon, and the latter is mediated by the pion. On the other hand, the tree-level  $\mathcal{L}_X^A(x)$  contains an additional term of the form  $\partial^\mu \pi_3(x) X_\mu(x)$ , which we have dropped.<sup>2</sup>

The X17-induced amplitude for emission of the  $e^+e^-$  pair is then obtained from

$$T_{fi}^{cX} = 4\pi\alpha \frac{\varepsilon_e (\bar{u}_- \Gamma_c v_+) j_{fi}^{cX}}{q^\mu q_\mu - M_X^2}, \quad (9)$$

where  $M_X$  is the mass of the X17 particle, and  $j_{fi}^{cX}$  represents the matrix element of the nuclear current, including the coupling constants  $\eta_\alpha^c$  associated with the X17 particle. To account for its width  $\Gamma_X$ , we make the replacement

$$M_X \longrightarrow M_X - i\Gamma_X/2. \quad (10)$$

At the leading order we are considering here, the nuclear current  $j^{cX}(\mathbf{q})$  consists of the sum of one-body terms,

$$j^{cX}(\mathbf{q}) = \sum_{i=1}^A O_i^{cX} e^{i\mathbf{q}\cdot\mathbf{r}_i}, \quad (11)$$

where  $\mathbf{q}$  is the three-momentum transfer (that is, the sum of the outgoing-lepton momenta), and  $O_i^{cX}$  involves generally the momentum, spin, and isospin operators of nucleon  $i$ —the specific operator structure obviously depending on the nature of the coupling assumed for the

X17—as well as the coupling constants  $\eta_\alpha^c$ .<sup>3</sup> As shown in Fig. 1, the low-energy spectrum of  ${}^4\text{He}$  consists of fairly narrow resonant states. By varying the energy of the incident beam, it might be possible to predominantly populate a specific resonant state by exploiting the selectivity of the transition operator, and therefore infer the nature—scalar, pseudoscalar, vector, or axial—of the (hypothetical) X17 particle.

#### D. ${}^3\text{H}(p, e^+e^-){}^4\text{He}$ and ${}^3\text{He}(n, e^+e^-){}^4\text{He}$ cross sections

The amplitudes  $T_{fi}$  and  $T_{fi}^{cX}$  generally interfere (except when the X17 is a pseudoscalar particle) and the resulting cross section has a complicated structure; it is derived in Sec. VI. In the laboratory frame, the initial state consists of an incoming proton or neutron of momentum  $\mathbf{p}$  and spin projection  $m_1$ , and a bound  ${}^3\text{H}$  or  ${}^3\text{He}$  cluster in spin state  $m_3$  at rest. Its wave function  $\Psi_{m_3, m_1}^{(\gamma)}(\mathbf{p})$  is such that, in the asymptotic region of large separation  $\mathbf{y}_\ell$  between the isolated nucleon (particle  $\ell$ ) and the trinucleon cluster (particles  $ijk$ ), it reduces to

$$\Psi_{m_3, m_1}^{(\gamma)}(\mathbf{p}) \longrightarrow \frac{1}{\sqrt{4}} \sum_{\ell=1}^4 \phi_\gamma^{m_3}(ijk) \chi_\gamma^{m_1}(\ell) \Phi_{\mathbf{p}}^{(\gamma)}(\mathbf{y}_\ell), \quad (12)$$

where  $\Phi_{\mathbf{p}}^{(\gamma)}(\mathbf{y}_\ell)$  is either a Coulomb distorted wave or simply the plane wave  $e^{i\mathbf{p}\cdot\mathbf{y}_\ell}$  depending on whether we are dealing with the  $p+{}^3\text{H}$  ( $\gamma=1$ ) or  $n+{}^3\text{He}$  ( $\gamma=2$ ) state. The final state consists of the lepton pair—with the  $e^-$  having momentum (energy)  $\mathbf{k}$  ( $\epsilon$ ) and spin  $s$ , and the  $e^+$  having momentum (energy)  $\mathbf{k}'$  ( $\epsilon'$ ) and spin  $s'$ —and the  ${}^4\text{He}$  ground state recoiling with momentum  $\mathbf{p} - \mathbf{k} - \mathbf{k}'$ . Energy conservation requires

$$\epsilon + \epsilon' + \frac{(\mathbf{p} - \mathbf{k} - \mathbf{k}')^2}{2M} = E_0, \quad (13)$$

where  $M$  is the rest mass of the  ${}^4\text{He}$  ground state. Further, we have defined  $E_0 = T_p + B_4 - B_3 \approx 20$  MeV, where  $T_p$  is the kinetic energy of the incident nucleon, and  $B_3$  and  $B_4$  are the binding energies of, respectively, the bound three-nucleon cluster and  ${}^4\text{He}$ .

After integrating out the energy and momentum  $\delta$ -functions, the five-fold differential cross section, averaged over the azimuthal quantum numbers  $m_1$  and  $m_3$  of the nuclear clusters, and summed over the spins of the final leptons, has generally the form

$$\frac{d^5\sigma^{(\gamma)}}{d\epsilon d\hat{\mathbf{k}} d\hat{\mathbf{k}}'} = \sigma^{(\gamma)}(\epsilon, \hat{\mathbf{k}}, \hat{\mathbf{k}}') + \sigma_X^{(\gamma)}(\epsilon, \hat{\mathbf{k}}, \hat{\mathbf{k}}') + \sigma_{XX}^{(\gamma)}(\epsilon, \hat{\mathbf{k}}, \hat{\mathbf{k}}'), \quad (14)$$

<sup>2</sup> This term leads to a X17-nucleon current proportional to  $q^\mu/m_\pi^2$  (for low momentum transfers) which, when contracted with the lepton axial current, produces a contribution proportional to  $m_e/m_\pi^2$ , and hence negligible when compared to that resulting from the X17 direct coupling to the nucleon.

<sup>3</sup> In evaluating the matrix elements  $j_{fi}^\mu$  and  $j_{fi}^{cX}$ , we find it convenient to have the current operators act on the final bound state, namely to the left.

where  $\sigma^{(\gamma)}$ ,  $\sigma_X^{(\gamma)}$ , and  $\sigma_{XX}^{(\gamma)}$  denote the contributions coming solely from electromagnetic currents, the interference between electromagnetic and X17-induced currents, and purely X17-induced currents, respectively, and  $\hat{\mathbf{k}}$  and  $\hat{\mathbf{k}}'$  specify the directions of the electron and positron momenta. The positron energy  $\epsilon'$  is fixed by energy conservation, while the electron energy  $\epsilon$  is restricted to the range  $m_e \leq \epsilon \leq \epsilon_{max}$ , where the maximum allowed energy  $\epsilon_{max}$  is obtained from the solution of Eq. (13) corresponding to a vanishing positron momentum; in fact, since the kinetic energy of the recoiling  ${}^4\text{He}$  is tiny,  $\epsilon_{max}$  is close to  $E_0 - m_e$ . In the laboratory coordinate system, where the  $z$ -axis is oriented along the incident beam momentum  $\mathbf{p}$ , the spherical angles specifying the  $\hat{\mathbf{k}}$  ( $\hat{\mathbf{k}}'$ ) direction are denoted as  $\theta$  and  $\phi$  ( $\theta'$  and  $\phi'$ ), and

$$\hat{\mathbf{k}} \cdot \hat{\mathbf{k}}' \equiv \cos \theta_{ee} = \cos \theta \cos \theta' + \sin \theta \sin \theta' \cos(\phi' - \phi). \quad (15)$$

Of course, the numerical results presented below for the various cross sections depend on the mass  $M_X$  and width  $\Gamma_X$  as well as on the values of the coupling constants  $\varepsilon_e$  and  $\eta_\alpha^c$  of the X17 particle to electrons and hadrons, respectively. We report these and, in particular, the values we have adopted for the LECs entering the combinations  $\eta_\alpha^c$  in Sec. VII. It is important to stress, though, that in this first exploratory study, we are not interested in determining precisely these various parameters (as well as their associated uncertainties), also in view of the fact that the experimental evidence for the existence of the X17 boson is yet to be confirmed unambiguously. Rather, our intent here is (i) to setup the theoretical framework, and (ii) to investigate possible experimental signatures of the X17, in particular, by establishing how its nature affects the behavior of the cross section as function of the energy and lepton angles.

### 1. Numerical results: energy dependence

We assume the width of the X17 to come from its decay into  $e^+e^-$  pairs (the branching ratio for decay in a channel other than  $e^+e^-$ , such as  $\gamma\gamma$  or neutrinos, is estimated to be negligible [8, 24]). This width is seen to scale as  $\Gamma_X^c \sim x_c \alpha \varepsilon_e^2 M_X$  with a numerical factor  $x_c$  of order unity—its precise value depending on the assumed coupling between the X17 and the electron. Current bounds indicate  $|\varepsilon_e| \lesssim 10^{-3}$ , and therefore the expected width is of the order of the eV or less, tiny relative to the typical energies of the emitted electrons in the pair production process.

As is apparent from Eq. (9), the cross section is most sensitive to the X17 presence for momentum transfers  $Q^2 = q^\mu q_\mu$  such that  $Q^2 \approx M_X^2$ . For the kinematical configuration corresponding to the electron and positron being emitted in the plane perpendicular to the proton momentum (to be specific, we are considering the  ${}^3\text{H}(p, e^+e^-){}^4\text{He}$  process in the setup of the ATOMKI experiment here), there is a critical angle  $\theta_{ee}^* \approx 112^\circ$ , such

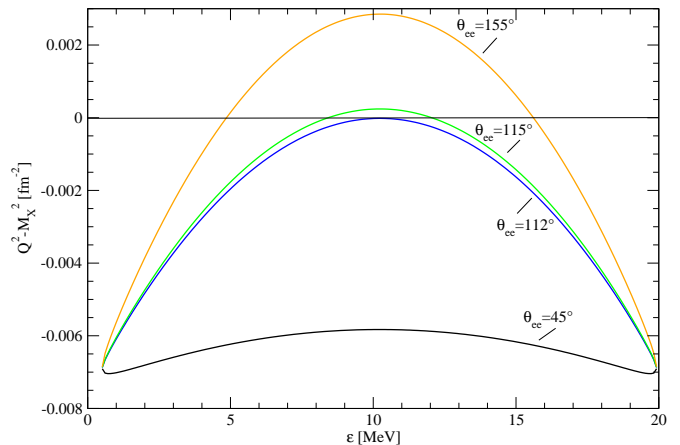


FIG. 3. Quantity  $Q^2 - M_X^2$  as function of the electron energy  $\epsilon$  for the configuration in which the lepton pair is produced in a plane orthogonal to the initial proton momentum of energy 0.90 MeV, and for various values of  $\theta_{ee}$ ; here,  $M_X = 17$  MeV. Note that for  $\theta_{ee} < 112^\circ$ , the quantity  $Q^2 - M_X^2$  is always negative.

that for  $\theta_{ee} > \theta_{ee}^*$  there are two electron energies  $\epsilon_1$  and  $\epsilon_2$  that satisfy the condition above, see Fig. 3. For energies close to  $\epsilon_i$ , we can approximate  $Q^2 - M_X^2 \approx \alpha_i (\epsilon - \epsilon_i)$ , and the X17 propagator—rather, its magnitude square—as

$$\frac{1}{|Q^2 - (M_X - i\Gamma_X/2)^2|^2} \approx \frac{\alpha_i^{-2}}{(\epsilon - \epsilon_i)^2 + (M_X\Gamma_X/\alpha_i)^2}, \quad (16)$$

namely a Lorentzian with a width given by  $M_X\Gamma_X/|\alpha_i|$ . While this width is magnified by the factor  $M_X|\alpha_i|^{-1}$ , it is still found to be tiny in comparison to typical  $\epsilon_i$  values.

Such a narrow width makes it very difficult to reveal the interplay between the electromagnetic and X17-induced amplitudes, in particular to disentangle their interference. However, the experiment has a finite energy resolution, and folding this resolution with the calculated cross sections corresponding to the X17 theoretical width results in a broadening of the peaks. For the sake of illustration, in Fig. 4 we show the five-fold differential cross section for the process  ${}^3\text{H}(p, e^+e^-){}^4\text{He}$  as function of the electron energy in the ATOMKI setup (with proton energy of 0.90 MeV) for an effective, albeit perhaps unrealistic, width  $\Gamma_X^{\text{eff}} = 0.4$  MeV. In the figure, we have reported the results obtained at angles  $\theta_{ee}$  of  $115^\circ$  (left panel) and  $155^\circ$  (right panel), where the condition  $Q^2 = M_X^2$  is verified for two energies. The (red) dotted curve represents the results obtained by including only electromagnetic contributions; the (green) solid and (black) dashed curves include the contribution of the X17 particle interacting with nucleons either via a scalar or a proto-phobic vector coupling. We have taken  $M_X = 17$  MeV with the remaining coupling constants chosen arbitrarily.

By inspecting the figure, we see that there is a strong interference between the electromagnetic and vector X17-induced amplitudes. This interference is weaker for the

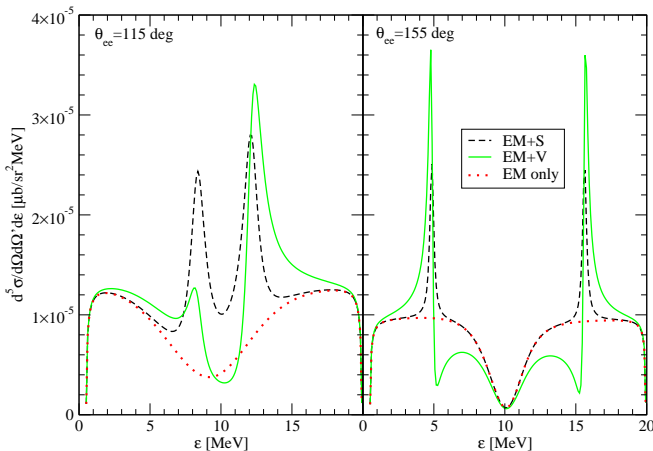


FIG. 4. The five-fold differential cross section for the process  ${}^3\text{H}(p, e^-e^+){}^4\text{He}$  in the ATOMKI setup as function of the electron energy, for the configuration in which the  $e^+$  and  $e^-$  momenta are at angles  $\theta_{ee}$  of  $115^\circ$  (left panel) and  $155^\circ$  (right panel) between them. The (red) dotted curve represents the results obtained by including the electromagnetic contribution only; the (green) solid curve and (black) dashed curves represent the results obtained by including a X17 boson interacting via a scalar and vector coupling, respectively. Here  $M_X = 17$  MeV and  $\Gamma^{\text{eff}} = 0.4$  MeV, see text for further explanations. The calculations are based on the N3LO500/N2LO500 interactions and accompanying electromagnetic currents.

case of a scalar X17. The energy dependence of the differential cross section for pseudoscalar and axial couplings is similar to that obtained for the scalar coupling, and the corresponding results are not shown in Fig. 4; in particular, for a pseudoscalar exchange, the interference (between electromagnetic and X17-induced amplitudes) vanishes identically. Unfortunately, at angles  $\theta_{ee} \gtrsim 110^\circ$  the differential cross section is rather small (of the order of pb): its accurate measurement would be experimentally very challenging.

## 2. Numerical results: angular correlations

In order to compare with the ATOMKI data for the  ${}^3\text{H}(p, e^-e^+){}^4\text{He}$  reaction reported in Ref. [10], we consider the four-fold differential cross sections obtained by integrating over the electron energy, with the remaining kinematical variables in the same configuration above (that is, the momenta of the lepton pair in the plane orthogonal to the incident proton momentum). Since the ATOMKI cross section measurements are unnormalized, we rescale them to match the calculated values for  $\theta_{ee} < 90^\circ$ , where the cross section is dominated by the purely electromagnetic amplitude.

We report the calculated cross sections for both  ${}^3\text{H}(p, e^+e^-){}^4\text{He}$  and  ${}^3\text{He}(n, e^+e^-){}^4\text{He}$  reactions at a number of incident proton and neutron energies in Fig. 5. In computing them, we have taken the width  $\Gamma_X$  from

the X17 decay into  $e^+e^-$  pairs; however, we have folded the resulting calculated values with a Gaussian, in order to account for the finite angular resolution (see Sec. VII). For each of the assumed couplings, we constrain the combinations  $\eta_\alpha^c$  by fitting the ATOMKI data (solid points with the error bars) obtained at an incident proton energy of 0.9 MeV and in the range  $\theta_{ee} > 90^\circ$ , where the (purported) X17 signal has been observed (we take as before  $M_X = 17$  MeV). The extracted values of the coupling constants are reported in Sec. VII B: they depend on the parameters chosen to perform the angular smearing of the theoretical cross sections. We anticipate here that both the  ${}^8\text{Be}$  and  ${}^4\text{He}$  anomalies can be consistently explained by the hypothesis of a vector X17, while for an axial X17 the coupling constants are found to be seemingly inconsistent with each other. For the scalar and pseudoscalar case it is more difficult to draw any firm conclusion. This issue is discussed in more detail in Sec. VII B.

In Fig. 5, the incident proton energies of 0.40 and 0.90 MeV correspond to energies  $E_0$  in Eq. (13) of 20.12 and 20.50 MeV, respectively. Referring to Fig. 1, we see that the lower 20.12 MeV corresponds to the energy of the first  $0^+$  excited state, while the higher 20.50 MeV (the energy selected in the ATOMKI experiment) is just below the  $n + {}^3\text{He}$  threshold. The incident neutron energies of 0.17, 0.35, 0.70, and 2.0 MeV correspond to  $E_0$  values of 20.69, 20.82, 21.08, and 22.08 MeV, and the first three are close to the energy of the  $0^-$  excited state, while the last is on top of the  $2^-$  excited state.

This structure of the  ${}^4\text{He}$  low-energy spectrum and the selectivity of the X17-induced transition operator are reflected in the results of Fig. 5. Referring to Eq. (11) and setting aside the isospin dependence generally of the form  $\eta_0^c + \eta_z^c \tau_{i,z}$ , the operator structure  $O_i^{cX}$  is: 1 (proportional to  $\mathbf{q} \cdot \boldsymbol{\sigma}_i$ ) for a  $S$  ( $P$ ) boson exchange, and 1 ( $\mathbf{p}_i \cdot \boldsymbol{\sigma}_i$ ) for the time component and  $\mathbf{p}_i$  or  $\mathbf{q} \times \boldsymbol{\sigma}_i$  ( $\boldsymbol{\sigma}_i$ ) for a  $V$  ( $A$ ) boson exchange. The  $S$  operator (specifically, its isoscalar component) connects the (predominantly isoscalar)  $J^\pi = 0^+$  resonance to the  ${}^4\text{He}$  ground state. This transition is responsible for the prominent low-energy peak seen in Fig. 5; this peak rapidly fades away as the energy of the incident proton increases in the  ${}^3\text{H}(p, e^-e^+){}^4\text{He}$  process. It is barely visible in the  ${}^3\text{He}(n, e^-e^+){}^4\text{He}$  process, since the  $n + {}^3\text{He}$  threshold is already relatively far away from the  $0^+$  resonance energy, see Fig. 1.

The (purely isovector)  $P$  operator has a small matrix element between the (predominantly  $T = 0$ )  $0^-$  resonance and  ${}^4\text{He}$  ground state. Above the  $n + {}^3\text{He}$  threshold, the  $2^-$  scattering state gives in fact a larger contribution due to the presence of a  $T = 1$  resonance. However, these matrix elements turn out to be small and only weakly dependent on the proton or neutron incident energy. In order to fit the ATOMKI data, an (unrealistically) large value for the coupling constant  $\eta_z^P$  is needed. Assuming that subleading pseudoscalar components in the X17-induced current are negligible, we find that the resulting peak structure due to this transition to show a moderate increase in the  ${}^3\text{He}(n, e^-e^+){}^4\text{He}$  process for

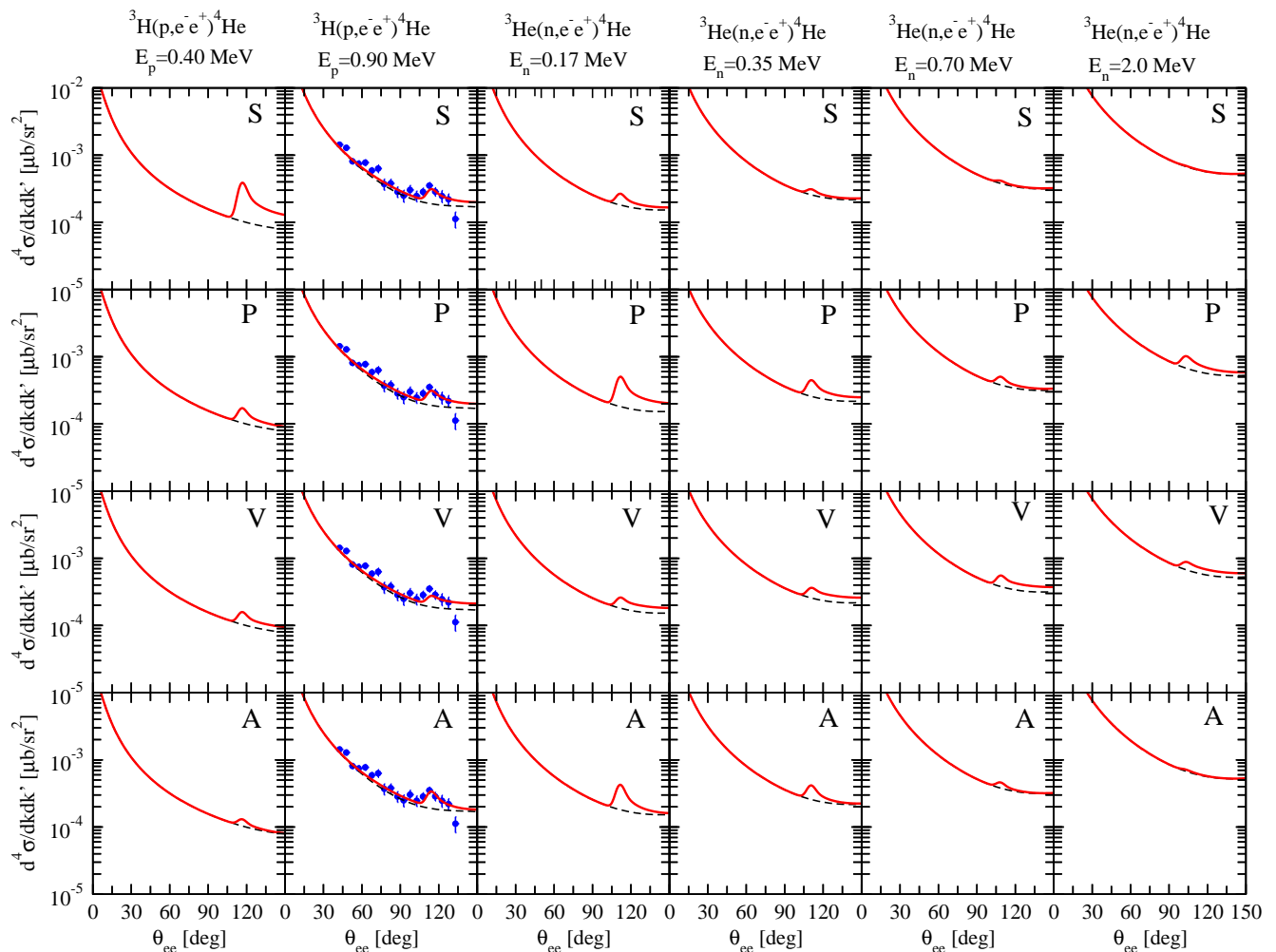


FIG. 5. The four-fold differential cross section for the  ${}^3\text{H}(p, e^- e^+){}^4\text{He}$  and  ${}^3\text{He}(n, e^- e^+){}^4\text{He}$  processes at six different incident nucleon energies for the configuration in which the  $e^+$  and  $e^-$  momenta are in the plane orthogonal to the incident nucleon momentum and as function of the angle  $\theta_{ee}$  between them. The panels labeled S, P, V, and A show the results obtained by including the exchange of a scalar, pseudoscalar, vector, and axial X17, respectively. In all cases, we have taken  $M_X = 17$  MeV and  $\Gamma_X$  as given from the X17 decay in  $e^- e^+$ , see text for further explanations. The dashed (black) and solid (red) curves show the results obtained by including the electromagnetic only or both the electromagnetic and X17 amplitudes. The coupling constants have been adjusted so as to reproduce the ATOMKI  ${}^3\text{H}(p, e^- e^+){}^4\text{He}$  cross section data at the incident proton energy of 0.90 MeV, rescaled as discussed in the main text. The calculations are based on the N3LO500/N2LO500 interactions and accompanying electromagnetic currents.

neutron energies suitable for populating the  $0^-$  and  $2^-$  resonances.

The time component of the  $V$  operator has the same structure as the  $S$  operator. Its space component, however, produces large electric dipole ( $E_1$ ) matrix elements between the  $1^-$  scattering state and  ${}^4\text{He}$  ground state (note in Fig. 1 the two wide  $1^-$  resonances located at energies close to the  $d + d$  threshold). These  $E_1$  matrix elements are found to be much larger than the matrix elements due to the  $0^+ \rightarrow 0^+$  transition, and are the same for both photon and X17-induced amplitudes (modulo coupling constants, of course), see also Ref. [12] for a similar finding in connection with the  ${}^8\text{Be}$  experiment. Once the values of  $\eta_0^V$  and  $\eta_z^V$  have been constrained to repro-

duce the ATOMKI data, the height of the peak in the full cross section is nearly constant relative to that in the purely electromagnetic cross section for all energies considered in this work. By contrast, the  $1^+$  scattering-state contributions are suppressed since they have magnetic-dipole ( $M_1$ ) character. Moreover and most importantly, in this  ${}^3S_1$  wave the Pauli principle prevents the four nucleons from coming close together. Even though there are well defined and fairly narrow  $2^-$  resonances, the associated transitions, having  $M_2$  character, are suppressed.

The time component of the  $A$  operator, which now has both isoscalar and isovector terms, induces big matrix elements between the  $0^-$  scattering state and  ${}^4\text{He}$  ground state. In fact, this transition yields the dominant con-



tribution, since now the  $1^- \rightarrow 0^+$  transition is  $M_1$  and therefore suppressed by  $q$  relative to the  $0^- \rightarrow 0^+$  one above. The  $1^+ \rightarrow 0^+$  transition is  $E_1$ , but again inhibited by the Pauli repulsion. As a consequence, in the axial case the X17 peak is more pronounced for energies at which the  $0^-$  state is populated, as can be seen by inspecting Fig. 5.

Next, we explore the dependence of the four-fold differential cross sections as function of the polar angles  $\theta$  and  $\theta'$  formed by the directions of the lepton momenta with respect to the incident beam momentum  $\mathbf{p}$ . We only consider configurations where  $\theta = \theta'$ . The condition  $Q^2 = M_X^2$  is found to be satisfied for  $55^\circ < \theta < 125^\circ$  ( $M_X = 17$  MeV). Therefore, outside this range the X17 peaks do not appear in the cross section. Furthermore, moving away from  $\theta = 90^\circ$ , the difference  $\Delta\phi = \phi' - \phi$  for which the condition  $Q^2 - M_X^2 = 0$  is verified, tends to increase, while the values of the parameters  $|\alpha_i|$  in the expansion of the X17 propagator tend to decrease. One would therefore expect the X17 peak to be located at larger and larger values of  $\Delta\phi$ , and its height to increase as  $|\alpha_i|^{-1}$ , see Eq. (16).

These expectations are generally borne out by the actual calculations, as shown in Fig. 6. There is a clear dependence on the assumed nature of the X17 boson. However, it is worthwhile pointing out that for the pseudoscalar case the large increase observed in the cross section is (probably) unrealistic: it comes about because of (i) the artificially large value of  $\eta_z^P$  needed to fit the ATOMKI data, and (ii) the kinematically enhanced contribution of the pseudoscalar charge multipole connecting the  $2^-$  state with the  $^4\text{He}$  ground state.<sup>4</sup>

### E. Experimental perspective

The experimental study of the  $^3\text{H}(p, e^+e^-)^4\text{He}$  reaction performed by the ATOMKI group seems to indicate the existence of a X17 boson. However, it is difficult to establish its quantum numbers, since the data were limited to a single proton energy (0.9 MeV) and only leptons emitted in the plane orthogonal to the beam line were detected. Furthermore, under certain conditions

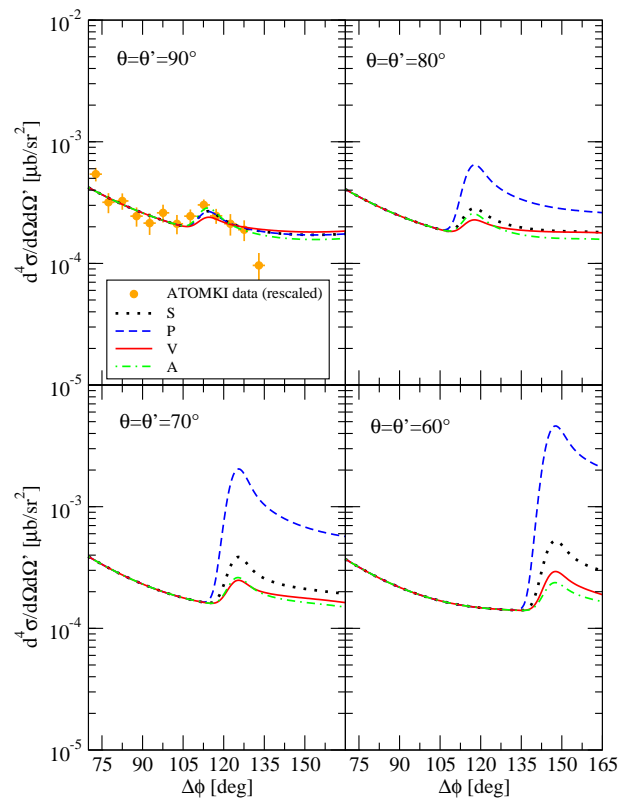


FIG. 6. The four-fold differential cross section for the  $^3\text{H}(p, e^-e^+)^4\text{He}$  process at 0.90 MeV incident proton energy for the configuration in which the  $e^+$  and  $e^-$  momenta are emitted at angles  $\theta = \theta'$  with respect to the incident proton momentum, and as function of the difference  $\Delta\phi = \phi' - \phi$ . The curves labeled S, P, V, and A show the results obtained by including the exchange of a scalar, pseudoscalar, vector, and axial X17, respectively. In all cases, we have taken  $M_X = 17$  MeV and  $\Gamma_X$  from the decay in  $e^-e^+$ . The coupling constants have been adjusted so as to reproduce the ATOMKI  $^3\text{H}(p, e^-e^+)^4\text{He}$  data at  $\theta = \theta' = 90^\circ$ , rescaled as discussed in the main text. The calculations are based on the N3LO500/N2LO500 interactions and accompanying electromagnetic currents.

the data may be consistent with standard electromagnetic processes alone [37], without the need for invoking the creation of a new particle.

In order to clarify the current ambiguous state of affairs, our calculations suggest to perform an experimental study that covers a wide range in angle and energy, to fully scan the  $0^+$ ,  $0^-$ ,  $2^-$ ,  $1^-$  excited levels shown in Fig. 1. Such a study would allow us to either confirm or exclude the existence of the X17, and ultimately study its properties, if its existence were to be corroborated. Although the excess of pair-production events as a function of the energy depends on the X17 quantum numbers (i.e., on the nature of its coupling to electrons and nucleons), an experimental setup in which only particles orthogonal to the beam axis are detected might be hindering our ability to discriminate among these differ-

<sup>4</sup> In the notation of Sec. VI, the corresponding term in the cross section is proportional to  $(1 + 3 \cos^2 \theta_q) |C_2^{112}(q)|^2$ , where  $C_2^{112}(q)$  is the reduced matrix element associated with the transition between the  $2^-$  and  $0^+$  states and  $\theta_q$  is the angle between the incoming nucleon momentum  $\mathbf{p}$  and the momentum transfer  $\mathbf{q} = \mathbf{k} + \mathbf{k}'$ ; for  $\theta = \theta'$  we have  $\cos \theta_q = (k + k') \cos \theta / q$ . At the X17 peak, the condition  $Q^2 - M_X^2 = 0$  and energy conservation in Eq. (13) lead to

$$(k + k')/q \approx [1 - (M_X/E_0)^2]^{-1/2} \approx 2$$

for  $E_0 \approx 20$  MeV, and hence  $\cos \theta_q \approx 2 \cos \theta$ . The resulting cross section behaves as  $1 + 12 \cos^2 \theta$ , rapidly increasing as  $\theta = \theta'$  move away from  $90^\circ$ .

ent quantum numbers, and hence uniquely identify the X17 properties. This limitation can be appreciated by inspecting Fig. 5, where the predicted trend of the excess is found to be quite similar for the pseudoscalar and vector case. However, as shown in Fig. 6, the use of a detector with a large angular acceptance would make it possible to discriminate among different options since the angular distribution of the emitted pair depends appreciably on the X17 quantum numbers (a comprehensive analysis of different kinematical configurations will be reported in a future publication). A dedicated detector could also provide a measurement of the pair four-momenta as well as particle identification, to ascertain that the pair is truly an  $e^+e^-$  one.

A prerequisite to realize such a program is the availability of high intensity proton and neutron beams. Concerning the  ${}^3\text{H}(p, e^+e^-){}^4\text{He}$  reaction, a promising facility is the LUNA-MV accelerator that will soon be operative at the underground Gran Sasso Laboratory (LNGS). At the LNGS the cosmic ray induced background is many orders of magnitude lower than at overground facilities, and the proton beam intensity is a factor hundred higher than at the ATOMKI facility. Thus, LUNA-MV is well suited to perform accurate measurements in the proton energy range approximately (0.2–1.0) MeV, and in a relatively short time. In this energy range lies the  $0^+$  resonance located 0.50 MeV above the  $p+{}^3\text{H}$  threshold. The maximal proton energy is determined by the onset of the huge production of neutrons due to the charge exchange reaction  ${}^3\text{H}(p, n){}^3\text{He}$  for proton energy  $\geq 1.02$  MeV. The experimental setup could be based on the use of a novel RICH (Ring Imaging Cherenkov) detector with large angular acceptance, surrounding the tritium target [62]. The RICH detector, currently under study, consists of aerogel radiators producing rings of Cherenkov light when crossed by a relativistic particle, which is collected by an array of Silicon Photomultiplier (SiPM). Such a detector is blind to non-relativistic particles (e.g., the scattered protons of the beam) and is almost insensitive to high energy gammas (e.g., the  $\sim 20$  MeV photons produced by the  ${}^3\text{H}(p, \gamma){}^4\text{He}$  radiative capture) because of the large radiation length of aerogels. In practice, only positrons and electrons exceeding MeV kinetic energies are detected. The RICH detector mentioned above is especially well suited to measure the  ${}^3\text{He}(n, e^+e^-){}^4\text{He}$  cross section. A good site for this measurement is the CERN  $n$ \_TOF facility, which provides a pulsed neutron beam in a wide energy range ( $E_n = 1 - 10^8$  eV). However, the energy of each interacting neutrons can be accurately derived with the Time-of-Flight (TOF) technique [63]. Even though the dominant channel induced by neutrons is the  ${}^3\text{He}(n, p){}^3\text{H}$  charge-exchange one (with a  $Q$  value of 764 keV), the RICH is completely blind to the non-relativistic protons produced by this reaction, in the whole  $n$ \_TOF range. This neutron-induced experiment would allow us to extend the  ${}^4\text{He}$  de-excitation study up by several MeVs, including the energies reported in Fig. 1. Finally, the cross section measurement of both the

${}^3\text{H}(p, e^+e^-){}^4\text{He}$  and (for the first time)  ${}^3\text{He}(n, e^+e^-){}^4\text{He}$  conjugate reactions could reveal possible peculiarities of the hypothetical proto-phobic fifth force mediated by the X17 boson.

## F. Concluding remarks

A major objective of the present work has been to provide an accurate treatment of the  $e^+e^-$  pair production process in the four-nucleon system, based on the one-photon-exchange approximation and a state-of-the-art  $\chi$ EFT description of nuclear interactions and electromagnetic currents. The initial  $3 + 1$  scattering-state and  ${}^4\text{He}$  bound-state wave functions have been obtained from HH solutions of the Schrödinger equation. In particular, these solutions fully account for the coupling among different (energetically open) channels and for the presence of resonances observed in the  $A = 4$  low-energy spectrum.

In the kinematics of the ATOMKI experiment where the  $e^+e^-$  pair is detected in the plane orthogonal to the incident nucleon momentum, the predicted cross sections for the  ${}^3\text{H}(p, e^+e^-){}^4\text{He}$  and  ${}^3\text{He}(n, e^+e^-){}^4\text{He}$  have been found to be monotonically decreasing as function of the opening angle between the electron and positron momenta, albeit flattening as these momenta approach the back-to-back configuration, and to increase as function of the incident nucleon energy, see dashed (black) lines in Fig. 5.

In the low-energy regime of the ATOMKI experiment, these cross sections are dominated by the transitions from the  $0^+$  ( ${}^1S_0$ ) and  $1^-$  ( ${}^1P_1$ ) scattering states to the  $0^+$  ground state via  $C_0$ , and  $C_1$  and  $E_1$  multipole operators. The model dependence from the two different  $\chi$ EFT implementations we have adopted (without and with explicit  $\Delta$ -isobar degrees of freedom, and formulated in either momentum or configuration space) appears to be negligible. These results should provide a reliable and accurate baseline for the analysis of current (and possibly future) experiments in the four-nucleon system.

Next, we have considered how the X17 boson with a mass of 17 MeV might affect the pair-production process. Figures 5 and 6 suggest that a systematic study of the cross section as function of both the opening angle and electron energy might allow us to discriminate among the different hypotheses regarding the nature of X17. Such a study is planned for the  ${}^3\text{H}(p, e^+e^-){}^4\text{He}$  and  ${}^3\text{He}(n, e^+e^-){}^4\text{He}$  experiments, currently in the feasibility and development phase at, respectively, the LNGS LUNA-MV and CERN  $n$ \_TOF facilities.<sup>5</sup>

Lastly, in order to further investigate the robustness of the currently predicted electromagnetic cross sections,

<sup>5</sup> We are of course available to provide theoretical support in the analysis and interpretation of these as well as the new ATOMKI experiment [64].

we also plan to go beyond the one-photon-exchange approximation and include higher-order QED corrections in our treatment of pair production in the  $A = 4$  system.

## II. HAMILTONIANS AND WAVE FUNCTIONS

The nuclear Hamiltonians consist of non-relativistic kinetic energy, two-nucleon ( $2N$ ) and three-nucleon ( $3N$ ) interactions. In order to estimate the model dependence of the various predictions, we have considered interactions derived from two different  $\chi$ EFT formulations. In the first [40, 41], nucleons and pions are retained as explicit degrees of freedom and terms up to next-to-next-to-next-to-leading order (N3LO), in the standard Weinberg counting, are accounted for. The resulting interaction is formulated in momentum space and is regularized with a cutoff  $\Lambda$  set equal to 500 MeV; it will be referred to as N3LO500. In particular, as a consequence of this regularization procedure, this interaction is strongly non-local in configuration space.

The second formulation, developed in Refs. [43, 44], retains nucleons, pions, and  $\Delta$ -isobars as degrees of freedom, but utilizes a “hybrid” counting rule according to which terms from contact interactions are promoted relative to those resulting from pion exchange. The  $2N$  interactions that have been constructed in this formulation, consist of a long-range component from one- and two-pion exchange, including  $\Delta$ -isobar intermediate states, up to next-to-next-to-leading order (N2LO), and a short-range component from contact terms up to N3LO. A distinctive feature is that they are formulated and regularized in configuration space so as to make them local in this space. In this paper we use the version NVIa with cutoffs for the short- and long-range components of the interaction given, respectively, by  $R_S = 0.8$  fm and  $R_L = 1.2$  fm.

Along with the N3LO500  $2N$  interaction, we include the  $3N$  interaction that has been derived up to N2LO [42] in the  $\chi$ EFT formulation based on pions and nucleons only. It consists of two-pion exchange and contact terms, the former proportional to (known) LECs that enter the subleading  $\pi N$  chiral Lagrangian  $\mathcal{L}_{\pi N}^{(2)}$ , and the latter proportional to the (unknown) LECs, in standard notation,  $c_D$  and  $c_E$ . This interaction is regularized (in momentum space) with a cutoff  $\Lambda = 500$  MeV. The LECs  $c_D$  and  $c_E$  have been determined by reproducing the experimental values of the  ${}^3\text{H}$  binding energy and Gamow-Teller (GT) matrix element in the  $\beta$  decay of tritium. The original determination used the erroneous relation between  $c_D$  and the LEC that characterizes the contact axial current. Consequently,  $c_D$  and  $c_E$  have been refitted in Ref. [65], and their values are listed in Table I.

In the  $\chi$ EFT formulation which also includes  $\Delta$  isobars, the  $3N$  interaction at N2LO receives an additional contribution from a two-pion exchange term with a single  $\Delta$ -isobar intermediate state [44]; it is characterized by known LECs. This as well as the two-pion-exchange

term from  $\mathcal{L}_{\pi N}^{(2)}$  and the contact terms proportional to  $c_D$  and  $c_E$  are regularized in configuration space in a way that is consistent with the NVIa interaction; in particular,  $c_D$  and  $c_E$  have been fixed by reproducing the same observables above [65] and their values too are reported in Table I.

Results obtained with these two Hamiltonians, referred to hereafter as N3LO500/N2LO500 and NVIa/3NIa, should provide an indication of the sensitivity of the low-energy matrix elements and cross sections of interest in the present work to different dynamical inputs. A more systematic study of this sensitivity—for example, to interactions and currents constructed using different cutoffs and chiral orders—is deferred to a subsequent publication.

HH methods, as described in considerable detail in Refs. [39, 59, 60], are used to calculate the  $A = 3$ –4 bound- and scattering-state wave functions. In this and following subsection, we provide a summary for completeness. We begin by discussing bound-state wave functions very briefly.

TABLE I. The combinations of  $2N$  and  $3N$  interactions used in the present work and the (adimensional) fitted values for the LECs  $c_D$  and  $c_E$  corresponding to each of these combinations, along with the  ${}^3\text{H}$ ,  ${}^3\text{He}$ , and  ${}^4\text{He}$  calculated binding energies in MeV (experimental values are reported in the last line). The values for  $1/m_N$  used in the calculations corresponding to the N3LO500/N2LO500 and NVIa/3NIa Hamiltonians are 41.47 and 41.47107 in units of MeV-fm<sup>2</sup>, respectively.

Model	$c_D$	$c_E$	${}^3\text{H}$	${}^3\text{He}$	${}^4\text{He}$
N3LO500/N2LO500	+0.945	−0.041	8.471	7.729	28.34
NVIa/3NIa	−0.635	−0.090	8.482	7.714	28.53
Exp			8.480	7.718	28.30

The  ${}^3\text{H}$ ,  ${}^3\text{He}$ , and  ${}^4\text{He}$  wave functions are written as an expansion over spin-isospin-HH states times hyperradial functions, which are themselves expanded on a basis of Laguerre polynomials. The Laguerre-expansion coefficients are then taken as variational parameters (see Refs. [59, 60] for a more comprehensive discussion),

$$\Psi = \sum_{\mu} c_{\mu} \Phi_{\mu} , \quad (17)$$

where  $\mu$  denotes collectively the quantum numbers specifying the combination  $\Phi_{\mu}$  of spin-isospin-HH states. The Rayleigh-Ritz variational principle,

$$\langle \delta_c \Psi | H - E | \Psi \rangle = 0 , \quad (18)$$

is used to determine the expansion coefficients  $c_{\mu}$  in Eq. (17) and bound state energy  $E$ . The variational energies obtained for  ${}^3\text{H}$ ,  ${}^3\text{He}$ , and  ${}^4\text{He}$  with the nuclear Hamiltonians considered here are reported in Table I. We note that the predicted energies for the helium isotopes (the  ${}^3\text{H}$  energy is fitted) are close to the experimental values.

### A. The $p + {}^3\text{H}$ and $n + {}^3\text{He}$ wave functions

We use the index  $\gamma$  to specify the asymptotic clusterization under consideration:  $\gamma = 1$  for  $p + {}^3\text{H}$  and  $\gamma = 2$  for  $n + {}^3\text{He}$ . Of course, depending on the relative energy between the 1+3 clusters, the states  $p + {}^3\text{H}$  and  $n + {}^3\text{He}$  may be coupled; however, coupling of these to 2+2 states will not play a role for the energies we will be considering below. We also find it convenient to introduce the following asymptotic wave functions with relative orbital angular momentum  $L$ , channel spin  $S$ , and total angular momentum  $J$ ,

$$\Omega_{\gamma LS, JJ_z}^F = \frac{1}{\sqrt{4}} \sum_{\ell=1}^4 \left[ Y_L(\hat{\mathbf{y}}_\ell) \otimes [\phi_\gamma(ijk) \otimes \chi_\gamma(\ell)]_S \right]_{JJ_z} \times \frac{F_L(\eta_\gamma, p_\gamma y_\ell)}{p_\gamma y_\ell}, \quad (19)$$

$$\Omega_{\gamma LS, JJ_z}^G = \frac{1}{\sqrt{4}} \sum_{\ell=1}^4 \left[ Y_L(\hat{\mathbf{y}}_\ell) \otimes [\phi_\gamma(ijk) \otimes \chi_\gamma(\ell)]_S \right]_{JJ_z} \times \frac{G_L(\eta_\gamma, p_\gamma y_\ell)}{p_\gamma y_\ell} g(y_\ell), \quad (20)$$

where  $y_\ell$  is the 1-3 separation with  $ijk$  and  $\ell$  denoting the particles in the bound cluster and the isolated nucleon,  $p_\gamma$  is the magnitude of the relative momentum between the two clusters,  $\phi_1$  ( $\phi_2$ ) is the  ${}^3\text{H}$  ( ${}^3\text{He}$ ) bound-state wave function,  $\chi_1$  ( $\chi_2$ ) the proton (neutron) spin state, and  $F_L$  and  $G_L$  are the regular and irregular Coulomb functions, respectively. The function  $g(y_\ell)$  modifies the  $G_L(py_\ell)$  at small  $y_\ell$  by regularizing it at the origin, and  $g(y_\ell) \rightarrow 1$  as  $y_\ell \gtrsim 10$  fm, thus not affecting the asymptotic behavior of  $\Omega_{\gamma LS, JJ_z}^G$  (see Ref. [39]). The parameter  $\eta_\gamma$  is defined as

$$\eta_\gamma = \frac{e^2 \mu_\gamma}{p_\gamma}, \quad (21)$$

and  $e^2$  is taken as 1.43997 MeV-fm. For  $\gamma = 2$ , there is no Coulomb interaction, and the functions  $F_L$  and  $G_L$  reduce to

$$\frac{F_L(\eta, py)}{py} \rightarrow j_L(py), \quad \frac{G_L(\eta, py)}{py} \rightarrow -y_L(py), \quad (22)$$

where  $j_L$  and  $y_L$  are the regular and irregular spherical Bessel functions, respectively. Lastly, the total energy of the scattering state in the center-of-mass frame is

$$E = -B_3 + T_\gamma, \quad (23)$$

where  $T_\gamma = p_\gamma^2 / (2\mu_\gamma)$  is the relative kinetic energy and  $\mu_\gamma$  is the 3+1 reduced mass.

The scattering wave function of total angular momentum  $J$  with an incoming cluster  $\gamma$  having orbital angular momentum  $L$  and channel spin  $S$  (with  $S = 0$  or  $1$ ) is written as

$$\Psi_{LSJJ_z}^{(\gamma)} = \Psi_{\gamma LS, JJ_z}^C + \Omega_{\gamma LS, JJ_z}^F + \sum_{\gamma' L' S'} T_{\gamma' L' S', \gamma L S}^J \left( \Omega_{\gamma' L' S', JJ_z}^G + i \Omega_{\gamma' L' S', JJ_z}^F \right), \quad (24)$$

where the term  $\Psi^C$  vanishes in the limit of large inter-cluster separations, and hence describes the system in the region where the particles are close to each other and their mutual interactions are strong. The other terms describe the system in the asymptotic region, where inter-cluster interactions are negligible (except for the long-range Coulomb interaction in the  ${}^3\text{H} + p$  case). This asymptotic wave function is expressed in terms of  $T$ -matrix elements, that is, it consists of a (distorted) plane wave plus an outgoing wave. The core wave function  $\Psi^C$  is expanded as in Eq. (17), and the expansion coefficients along with the  $T$ -matrix elements  $T_{\gamma' L' S', \gamma L S}^J$  are determined by making use of the Kohn variational principle [39].

The more technical aspects in the application of this technique and, in particular, the issues relating to convergence and numerical stability are discussed thoroughly in Ref. [39]. The convergence of the HH expansion is generally not a problem for chiral interactions, except for the  $p + {}^3\text{H}$   $J^\pi = 0^+$  state below the  $n + {}^3\text{He}$  threshold. In the following, the calculation of matrix elements that are significantly affected by the contribution of this state will be discussed in detail.

Accurate benchmarks between the results obtained with the HH method and those calculated by means of the Faddeev-Yakubovsky equations (solved in momentum and configuration space) were reported in Ref. [66] for  $n + {}^3\text{H}$  and  $p + {}^3\text{He}$  elastic scattering, and in Ref. [67] for  $p + {}^3\text{H}$  and  $n + {}^3\text{He}$  elastic and charge-exchange reactions. These calculations were limited to energies below the threshold for three-body breakup. The good agreement found among these drastically different methods attests to the high accuracy achieved in solving the  $A = 4$  scattering problem.

In reference to the model dependence of the nuclear Hamiltonian, it is weak for scattering observables at energies above the  $n + {}^3\text{He}$  threshold. By contrast, the model dependence—especially, that originating from the cutoff used to regularize the  $2N$  and  $3N$  chiral interactions—becomes strong at energies below this threshold, in particular for the  $0^+$  state [39]. We have speculated that this effect might be related to a critical dependence of the position and width of the resonance representing the first excited state of  ${}^4\text{He}$  upon the  $3N$  interaction. Experimental studies of this resonance are currently in progress using electron scattering on  ${}^4\text{He}$  [68].

Finally, in calculating transition matrix elements we utilize the wave functions  $\Psi_{m_3, m_1}^{(\gamma)}(\mathbf{p}_\gamma)$ , defined as

$$\Psi_{m_3, m_1}^{(\gamma)}(\mathbf{p}_\gamma) = \sum_{SS_z LM JJ_z} \left\langle \frac{1}{2} m_3 \frac{1}{2} m_1 | SS_z \right\rangle \langle LM SS_z | JJ_z \rangle \times 4\pi i^L e^{i\phi_L^{(\gamma)}} Y_{LM}(\hat{\mathbf{p}}_\gamma) \Psi_{LSJJ_z}^{(\gamma)}, \quad (25)$$

where  $\mathbf{p}_\gamma$  is the relative momentum between the two clusters,  $m_3$  ( $m_1$ ) is the spin projection of the trinucleon bound state (isolated nucleon), and  $\phi_L^{(\gamma)}$  is the Coulomb phase shift  $\sigma_L$  for  $\gamma = 1$  or simply vanishes for  $\gamma = 2$ . These wave functions are normalized so that in



the absence of inter-cluster interactions they reduces to Eq. (12).

### III. ELECTROMAGNETIC CROSS SECTIONS

In this section, we report on the calculation of the  ${}^3\text{H}(p, e^+e^-){}^4\text{He}$  and  ${}^3\text{He}(n, e^+e^-){}^4\text{He}$  cross sections in the one-photon exchange approximation.

#### A. The cross section

The relevant transition matrix element in the lab frame reads

$$T_{fi}^{(\gamma)} = \frac{4\pi\alpha}{q^\mu q_\mu} \ell_{\mathbf{k}s, \mathbf{k}'s'}^\mu \langle \Psi(\mathbf{p} - \mathbf{q}) | j_\mu^\dagger(\mathbf{q}) | \Psi_{m_3, m_1}^{(\gamma)}(\mathbf{p}) \rangle, \quad (26)$$

where  $\ell^\mu$  denotes the matrix element of the leptonic current,  $\Psi^{(\gamma)}(\mathbf{p})$  is the initial 1+3 state with the incident nucleon having momentum  $\mathbf{p}$ ,  $\Psi(\mathbf{p} - \mathbf{q})$  is the final  ${}^4\text{He}$  ground state recoiling with momentum  $\mathbf{p} - \mathbf{q}$ , and  $j^\mu(\mathbf{q})$  is the nuclear electromagnetic current operator.<sup>6</sup> We have defined the four-momentum transfer  $q^\mu = k^\mu + k'^\mu \equiv (\omega, \mathbf{q})$ , where  $k^\mu = (\epsilon, \mathbf{k})$  and  $k'^\mu = (\epsilon', \mathbf{k}')$  are the outgoing electron and positron four momenta with corresponding spin projections  $s$  and  $s'$ , and the leptonic current matrix element as

$$\ell_{\mathbf{k}s, \mathbf{k}'s'}^\mu = \bar{u}(\mathbf{k}, s) \gamma^\mu v(\mathbf{k}', s'), \quad (27)$$

where we have chosen to normalize the spinors as  $u^\dagger u = v^\dagger v = 1$ .

After enforcing momentum conservation, the unpolarized cross section follows as

$$d\sigma^{(\gamma)} = \frac{1}{4} \sum_{m_3 m_1} \sum_{ss'} \frac{|T_{fi}^{(\gamma)}|^2}{v_r} d\phi, \quad (28)$$

where  $v_r = p/m_N$  is the relative velocity ( $m_N$  being the nucleon mass), the phase-space factor  $d\phi$  is

$$d\phi = 2\pi \delta(E_i - E_f) \frac{d^3\mathbf{k}}{(2\pi)^3} \frac{d^3\mathbf{k}'}{(2\pi)^3}, \quad (29)$$

and  $E_i$  and  $E_f$  are initial and final energies, respectively. Carrying out the sum over the lepton-pair spins yields

$$\frac{d^6\sigma^{(\gamma)}}{d^3\mathbf{k} d^3\mathbf{k}'} = \frac{1}{(2\pi)^3} \frac{\alpha^2}{Q^4} \frac{k k'}{v_r} \delta(E_i - E_f) R_{fi}, \quad (30)$$

where we have defined  $Q^2 = q^\mu q_\mu$ , and have introduced the nuclear electromagnetic response  $R_{fi}$  (the superscript

$(\gamma)$  is understood). In terms of matrix elements of the current, denoted schematically below as  $j_{fi}^\mu = (\rho_{fi}, \mathbf{j}_{fi})$ , this response reads

$$R_{fi} = \sum_{m_3 m_1} [-(m_e^2 + \mathbf{k} \cdot \mathbf{k}') j_{fi}^* \cdot j_{fi} - |\mathbf{P} \cdot j_{fi}|^2 / 2], \quad (31)$$

where  $m_e$  is the lepton mass and  $P^\mu = k^\mu - k'^\mu$ . Of course, in the expression above, we made use of current conservation, that is,  $q \cdot j_{fi} = 0$ . Lastly, conservation of energy leads to Eq. (13).

In order to make the dependence on the lepton pair kinematics explicit, we introduce the basis of unit vectors

$$\hat{\mathbf{e}}_z = \hat{\mathbf{q}}, \quad \hat{\mathbf{e}}_y = \frac{\mathbf{p} \times \mathbf{q}}{|\mathbf{p} \times \mathbf{q}|}, \quad \hat{\mathbf{e}}_x = \hat{\mathbf{e}}_y \times \hat{\mathbf{e}}_z, \quad (32)$$

where the incident nucleon momentum  $\mathbf{p}$  defines the quantization axis of the nuclear spins. Then, the nuclear electromagnetic response can be written as

$$R_{fi} = \sum_{n=1}^6 v_n R_n, \quad (33)$$

where the  $v_n$  only involve the lepton kinematical variables and the reduced response functions  $R_n$  denote appropriate combinations of the nuclear current matrix elements, as specified below. We find

$$\begin{aligned} v_1 &= (Q^4/q^4)(\epsilon\epsilon' + \mathbf{k} \cdot \mathbf{k}' - m_e^2), \\ v_2 &= -P_x [\epsilon - \epsilon' - (\omega/q) P_z] / \sqrt{2}, \\ v_3 &= -P_y [\epsilon - \epsilon' - (\omega/q) P_z] / \sqrt{2}, \\ v_4 &= -(P_x^2 + P_y^2) / 4 + m_e^2 + \epsilon\epsilon' - \mathbf{k} \cdot \mathbf{k}', \\ v_5 &= (P_x^2 - P_y^2) / 2, \\ v_6 &= -P_x P_y, \end{aligned} \quad (34)$$

and

$$\begin{aligned} R_1 &= \sum_{m_3, m_1} |\rho_{fi}|^2, \\ R_2 &= \sum_{m_3, m_1} \text{Re} [\rho_{fi}^* (j_{fi}^+ - j_{fi}^-)], \\ R_3 &= \sum_{m_3, m_1} \text{Im} [\rho_{fi}^* (j_{fi}^+ + j_{fi}^-)], \\ R_4 &= \sum_{m_3, m_1} (|j_{fi}^+|^2 + |j_{fi}^-|^2), \\ R_5 &= \sum_{m_3, m_1} \text{Re} (j_{fi}^{+*} j_{fi}^-), \\ R_6 &= \sum_{m_3, m_1} \text{Im} (j_{fi}^{+*} j_{fi}^-), \end{aligned} \quad (35)$$

where  $P_a$  denotes the component of  $\mathbf{P} = \mathbf{k} - \mathbf{k}'$  along  $\mathbf{e}_a$ , and the matrix elements are defined (schematically) as

$$\rho_{fi} = \langle \Psi | \rho^\dagger | \Psi^{(\gamma)} \rangle, \quad j_{fi}^\pm = \langle \Psi | \hat{\mathbf{e}}_\pm^* \cdot \mathbf{j}^\dagger | \Psi^{(\gamma)} \rangle, \quad (36)$$

<sup>6</sup> The relation between the nucleon lab momentum  $\mathbf{p}$  and the relative momentum  $\mathbf{p}_\gamma$  of the previous section is  $\mathbf{p}_\gamma = (\mu_\gamma/m_N) \mathbf{p}$ .

where  $e_{\pm} = \mp(\hat{e}_x \pm i \hat{e}_y)/\sqrt{2}$ . Integrating out the energy-conserving  $\delta$ -function in Eq. (30) relative to the positron energy yields the five-fold differential cross section (in the lab frame)

$$\sigma^{(\gamma)}(\epsilon, \hat{\mathbf{k}}, \hat{\mathbf{k}}') \equiv \frac{d^5 \sigma^{(\gamma)}}{d\epsilon d\hat{\mathbf{k}} d\hat{\mathbf{k}}'} = \frac{\alpha^2}{(2\pi)^3} \frac{k k'}{Q^4} \frac{f_{\text{rec}}}{v_r} R_{fi}, \quad (37)$$

where we have defined the recoil factor as

$$f_{\text{rec}}^{-1} = \left| 1 + \frac{1}{M} (k' - p \cos \theta' + k \cos \theta_{ee}) \frac{\epsilon'}{k'} \right|. \quad (38)$$

Here  $\theta'$  is the angle between the directions of the positron and incident nucleon momenta, and  $\theta_{ee}$  is the angle between the momenta of the two leptons defined in Eq. (15). The electron energy is in the range  $m_e \leq \epsilon \leq \epsilon_{\text{max}}$ , where  $\epsilon_{\text{max}}$  would be simply given by  $E_0 - m_e \approx 20$  MeV—see Eq. (13)—for the energies under consideration here, were it not for a small correction due to the  ${}^4\text{He}$  recoil energy, which we account for explicitly. Given  $\epsilon$ , the positron energy  $\epsilon'$  is fixed by energy conservation.

The four-fold differential cross section integrated over the electron energy is given by

$$\frac{d^4 \sigma^{(\gamma)}}{d\hat{\mathbf{k}} d\hat{\mathbf{k}}'} = \int_{m_e}^{\epsilon_{\text{max}}} d\epsilon \sigma^{(\gamma)}(\epsilon, \hat{\mathbf{k}}, \hat{\mathbf{k}}'). \quad (39)$$

Finally, the total cross section follows from

$$\sigma^{(\gamma)} = \int d\hat{\mathbf{k}} \int d\hat{\mathbf{k}}' \int_{m_e}^{\epsilon_{\text{max}}} d\epsilon \sigma^{(\gamma)}(\epsilon, \hat{\mathbf{k}}, \hat{\mathbf{k}}'). \quad (40)$$

These integrations can be accurately carried out numerically by standard techniques.

## B. Nuclear electromagnetic current

Nuclear electromagnetic charge ( $\rho$ ) and current ( $\mathbf{j}$ ) operators have been constructed up to next-to-next-to-next-to-next-to-leading order (N4LO) within the two different  $\chi\text{EFT}$  formulations we have adopted here, without [45–50] and with [51] the inclusion of explicit  $\Delta$ -isobar degrees of freedom. They consist of one-body terms, including relativistic corrections, and two-body terms associated with one- and two-pion exchange (OPE and TPE, respectively) as well from minimal and non-minimal couplings. From a power counting perspective, one-body charge and current operators come in at LO and NLO, respectively; one-body relativistic corrections to the charge operator and two-body OPE current operators from the leading  $\pi N$  chiral Lagrangian both enter N2LO; two-body OPE charge operators and one-body relativistic corrections to the current operator in the  $\Delta$ -less formulation contribute at N3LO; in the  $\Delta$ -full formulation, however, there is an additional N3LO contribution to the current operator associated with a OPE term involving a  $\Delta$ -isobar intermediate state; lastly, two-body

OPE (from subleading  $\pi N$  Lagrangians), TPE, and contact terms in both the charge and current operators come in at N4LO. We should stress that the present  $\Delta$ -full formulation ignores the contributions of  $\Delta$  intermediate states in the pion loops.

The TPE charge and current operators contain loop integrals that are ultraviolet divergent and are regularized in dimensional regularization [46–49]. In the current the divergent parts of these loop integrals are reabsorbed in the LECs of a set of contact currents [46, 49], while those in the charge cancel out, in line with the fact that there are no counterterms at N4LO [47–49]. Even after renormalization, these operators have power law behavior for large momenta, and need to be regularized before they can be sandwiched between nuclear wave functions. This (further) regularization is made in momentum space [50] or in configuration space [51] depending on whether the charge and current operators are used in combination with the N3LO500 or NV1a interactions.

An important requirement is that of current conservation  $\mathbf{q} \cdot \mathbf{j}(\mathbf{q}) = [H, \rho(\mathbf{q})]$  with the two-nucleon Hamiltonian given by

$$H = [T^{(-1)} + \dots] + [v^{(0)} + v^{(2)} + v^{(3)} + v^{(4)} + \dots], \quad (41)$$

with  $T$  denoting here the kinetic energy operator, and the charge and current operators having the expansions

$$\rho = \rho^{(-3)} + \rho^{(-1)} + \rho^{(0)} + \rho^{(1)} + \dots, \quad (42)$$

$$\mathbf{j} = \mathbf{j}^{(-2)} + \mathbf{j}^{(-1)} + \mathbf{j}^{(0)} + \mathbf{j}^{(1)} + \dots \quad (43)$$

where the superscript ( $n$ ) specifies the order  $\mathcal{P}^n$  in the power counting with  $\mathcal{P}$  denoting generically a low-momentum scale, and the  $\dots$  indicate higher-order terms that have been neglected here. Current conservation then implies [46], order by order in the power counting, a set of non-trivial relations between the  $\mathbf{j}^{(n)}$  and the  $T^{(n)}$ ,  $v^{(n)}$ , and  $\rho^{(n)}$  (note that commutators implicitly bring in factors of  $\mathcal{P}^3$ ). These relations couple different orders in the power counting of the operators, making it impossible to carry out a calculation, which at a given  $n$  for  $\mathbf{j}^{(n)}$ ,  $T^{(n)}$ ,  $v^{(n)}$ , and  $\rho^{(n)}$  (and hence “consistent” from a power-counting perspective) also leads to a conserved current.

Another aspect is the treatment of hadronic electromagnetic form factors. In the  $e^-e^+$  processes, these form factors enter at momentum transfers  $Q^2 = q^\mu q_\mu > 0$ , that is, in the time-like region. While they could be consistently calculated in chiral perturbation theory, here we extrapolate available parametrizations obtained from fits to electron scattering data, as detailed in Refs. [50, 51, 69], in the time-like region. In fact, the relevant  $Q^2$  in the processes we are considering are close to the photon point  $Q^2 = 0$ .

## C. Reduced matrix elements

Because of the low energy and momentum transfers of interest here, in the multipole expansion of the charge

and current operators only a few terms give significant contributions. In the case of interest here, these expansions read [70, 71]

$$\begin{aligned} \langle \Psi | \rho^\dagger(\mathbf{q}) | \Psi_{LSJJ_z}^{(\gamma)} \rangle &= \\ \sqrt{4\pi}(-i)^J(-)^{J-J_z} D_{-J_z,0}^J(-\phi_q, -\theta_q, \phi_q) C_J^{LSJ}(q), &(44) \\ \langle \Psi | \mathbf{e}_\lambda^* \cdot \mathbf{j}^\dagger(\mathbf{q}) | \Psi_{LSJJ_z}^{(\gamma)} \rangle &= \\ -\sqrt{2\pi}(-i)^J(-)^{J-J_z} D_{-J_z,-\lambda}^J(-\phi_q, -\theta_q, \phi_q) & \\ \times [\lambda M_J^{LSJ}(q) + E_J^{LSJ}(q)] , &(45) \end{aligned}$$

where  $\lambda = \pm 1$ , and  $C_J^{LSJ}$ ,  $E_J^{LSJ}$ , and  $M_J^{LSJ}$  denote the reduced matrix elements (RMEs) of the charge ( $C$ ), transverse electric ( $E$ ), and transverse magnetic ( $M$ ) multipole operators, defined as in Ref. [70]; the (additional) superscript  $\gamma$  is understood. Since the spin quantization axis of the nuclear states is taken along the incident nucleon momentum  $\mathbf{p} = p \hat{z}$  rather than the three-momentum transfer  $\mathbf{q} = q \hat{z}$ , in order to carry out the multipole expansion, these states need to be expressed as linear combinations of those with spins quantized along  $\mathbf{q}$ . This is accomplished by the rotation matrices  $D_{J_z J_z}^J$ , in the standard notation of Ref. [72], where the angles  $\theta_q$  and  $\phi_q$  specify the direction of  $\mathbf{q}$  in the lab frame (with  $\mathbf{p}$  along  $\hat{z}$ ).

We report in Table II the RMEs contributing to the transition from an initial  $^{2S+1}L_J$   $3+1$  state to the final  $^4\text{He}$  ground state with  $J^\pi = 0^+$ . In the long-wavelength

TABLE II. The RMEs  $C_J^{LSJ}$ ,  $E_J^{LSJ}$ , and  $M_J^{LSJ}$  contributing to the electromagnetic transition from an initial  $3+1$   $^{2S+1}L_J$  scattering state to the final  $^4\text{He}$  ground state.

state	$^{2S+1}L_J$	charge multipoles	current multipoles
$0^+$	$^1S_0$	$C_0^{000}$	—
$0^-$	$^3P_0$	—	—
$1^+$	$^3S_1, ^3D_1$	—	$M_1^{L11}$
$1^-$	$^1P_1, ^3P_1$	$C_1^{1S1}$	$E_1^{1S1}$
$2^+$	$^1D_2, ^3D_2$	$C_2^{2S2}$	$E_2^{2S2}$
$2^-$	$^3P_2, ^3F_2$	—	$M_2^{L12}$

approximation of relevance here, Siegert’s theorem [73] relates the electric and Coulomb multipole operators, respectively  $E_{JM}(q)$  and  $C_{JM}(q)$ , via [70]

$$E_{JM}(q) \approx \sqrt{\frac{J+1}{J}} \frac{\Delta E}{q} C_{JM}(q) , \quad (46)$$

where  $\Delta E = E_i - E_f$  is the difference between the initial  $1+3$  scattering state and  $^4\text{He}$  ground state energies. This relation implies a relationship between the corresponding RMEs  $E_J^{LSJ}(q)$  and  $C_J^{LSJ}(q)$  of Table II. It is worthwhile stressing here that Siegert’s theorem assumes (i) a conserved current and (ii) that the initial and final states are exact eigenstates of the nuclear Hamiltonian. Equation (46) provides a test—indeed, a rather stringent

one—of these two assumptions, see Ref. [51] for a discussion of this issue in the context of the chiral interaction N $\chi$ IA and accompanying electromagnetic currents.

Finally, we note that the total cross sections for the  $^3\text{H}(p, \gamma)^4\text{He}$  and  $^3\text{He}(n, \gamma)^4\text{He}$  radiative captures in Fig. 2 follow from

$$\sigma_C^{(\gamma)} = \frac{8\pi^2 \alpha}{v_r} \frac{q}{1+q/M} \sum_{LS, J \geq 1} \left[ |E_J^{LSJ}(q)|^2 + |M_J^{LSJ}(q)|^2 \right], \quad (47)$$

where  $q$  is the momentum of the outgoing photon and the sum only includes transverse RMEs.

#### D. Results for the electromagnetic RMEs

We report in Table III the absolute values of the RMEs contributing to the  $^3\text{H}(p, e^+e^-)^4\text{He}$  process for an incident proton energy of 0.90 MeV. They have been calculated with the N3LO500/N2LO500 chiral interactions and accompanying electromagnetic current operator for  $3+1$  states with  $J \leq 2$ . The results in the columns labeled LO-wf4 and LO-wf5 are obtained with the LO charge and NLO current operators (in the notation of Sec. III B) and, respectively, a smaller and a larger number of HH states included in the “core” part  $\Psi_{LS, J J_z}^C$  of the  $^3\text{H}+p$  scattering wave function for each channel  $LSJ$  (see Ref. [39] for a comprehensive discussion of various technical issues relating to the calculation of these wave functions, the basis sets wf4 and wf5 being defined in Sec. IIIa of that paper). These results demonstrate the high degree of convergence achieved in the calculation of the RMEs, even for a “delicate” channel like  $^1S_0$  in which the  $0^+$  resonant state plays a dominant role.

The columns labeled LO-wf5 and N4LO-wf5 in Table III show the effect of including the complete set of N4LO charge and current operators. While terms beyond LO in the charge give tiny contributions, those beyond NLO in the current generally lead to a significant increase in the magnetic and electric RMEs. The relation  $E_1^{1S1} = \sqrt{2}(\Delta E/q) C_1^{1S1} \approx \sqrt{2} C_1^{1S1}$  (since here  $q = 0.1 \text{ fm}^{-1} \approx \Delta E$ ) is reasonably well verified given that the calculated ratio  $|E_1^{101}|/|C_1^{101}| \approx 1.457$  (of course, this value corresponds to including the full transition operator at N4LO).

From Table III we see that the largest RMEs are  $C_0^{000}$ ,  $C_1^{101}$ , and  $E_1^{101}$ , the first involving the  $0^+ \rightarrow 0^+$  transition, and the last two the  $1^- \rightarrow 0^+$  transition. The importance of the  $C_0^{000}$  RME simply reflects the fact that at an incident energy of 0.9 MeV the process proceeds via the formation of the first excited state of  $^4\text{He}$ —the  $0^+$  isoscalar resonance, mentioned above—and its subsequent decay to the  $^4\text{He}$  ground state via the  $C_0$  multipole.

At the higher end of the  $^4\text{He}$  spectrum there are a couple of fairly wide  $J^\pi = 1^-$  resonances (one isoscalar and the other isovector) associated with the (coupled) channels  $^1P_1$ - $^3P_1$ . The  $^1P_1$  channel gives, in particular, a large contribution. As a matter of fact, the RMEs  $C_1^{101}$

TABLE III. RMEs in absolute value (in  $\text{fm}^{3/2}$ ) corresponding to channels with  $J \leq 2$  in the  ${}^3\text{H}+p$  scattering wave function, obtained with the N3LO500/N2LO500 chiral interactions and accompanying electromagnetic charge and current operators. The incident proton energy is 0.9 MeV and the three-momentum transfer  $q$  is  $0.1 \text{ fm}^{-1}$ . See text for further explanations.

RMEs $\times 10^3$	channel	LO-wf4	LO-wf5	N4LO-wf5
$ C_0^{000} $	${}^1S_0$	14.07	13.81	13.74
$ M_1^{011} $	${}^3S_1$	0.52	0.52	0.66
$ M_1^{211} $	${}^3D_1$	0.01	0.01	0.02
$ C_1^{101} $	${}^1P_1$	25.67	25.84	26.01
$ C_1^{111} $	${}^3P_1$	2.66	2.67	5.14
$ E_1^{101} $	${}^1P_1$	29.16	29.34	37.89
$ E_1^{111} $	${}^3P_1$	2.03	2.05	3.90
$ C_2^{202} $	${}^1D_2$	0.53	0.53	0.53
$ C_2^{212} $	${}^3D_2$	0.01	0.01	0.01
$ E_2^{202} $	${}^1D_2$	0.87	0.87	0.89
$ E_2^{212} $	${}^3D_2$	0.03	0.03	0.03
$ M_2^{112} $	${}^3P_2$	3.19	3.19	3.38
$ M_2^{312} $	${}^3F_2$	0.00	0.00	0.00

and  $E_1^{101}$  are even larger than the  $C_0$  RME, discussed above.

Also, the corresponding  $C_1^{111}$  and  $E_1^{111}$  RMEs are not negligible, as Table III indicates. These RMEs are significantly smaller than those from the  ${}^1P_1$  channel. While the  $E_1$  operator can connect the large  $S$ -wave component having total spin  $S=0$  in  ${}^4\text{He}$  to the  ${}^1P_1$  scattering state, it cannot do so to the  ${}^3P_1$  scattering state because of orthogonality between the spin states (the  $C_1$  and  $E_1$  operators are spin independent at LO). Consequently, this transition proceeds only through the small components of the  ${}^4\text{He}$  ground state (these components account for roughly 15% of the  ${}^4\text{He}$  normalization).

By contrast, the  $M_1$  transition from the  ${}^3S_1$  channel is suppressed since the Pauli principle forbids identical nucleons with parallel spins to come close to each other. Higher-order transitions with  $J=2$  are even more suppressed by powers of the three-momentum transfer  $q$  which is close to  $\lesssim 0.1 \text{ fm}^{-1}$ , the only exception being the  $M_2$  transition involving the  ${}^3P_2$  channel, whose importance (in relative terms) is somewhat magnified owing to the presence of a couple of  $2^-$  resonant states in the  ${}^4\text{He}$  spectrum.

In order to understand the relative magnitude of the dominant RMEs  $C_0^{000}$  and  $E_1^{101}$ , it is helpful to consider in more detail their dependence on  $q$ . At LO  $C_0^{000}$  involves the matrix element of the isoscalar  $C_0$  multipole operator proportional to  $\sum_i j_0(qr_i)$  between the dominant (isoscalar)  ${}^3\text{H}+p$   $0^+$  resonance and the (isoscalar)  ${}^4\text{He}$  ground state. In the  $q$ -expansion of the spherical Bessel function, the leading term gives a vanishing contribution to the matrix element because of orthogonality, and hence the  $C_0^{000}$  RME is proportional to  $q^2$ . By con-

trast, the  $C_1^{101}$  RME is linear in  $q$ . Using the relation given in Eq. (46), we observe that  $E_1^{1S1} \sim C_1^{1S1}/q$ , and therefore the  $E_1$  RMEs are independent on  $q$ . This expected  $q$ -scaling is well verified by the calculated RMEs, as shown in Fig. 7. We note that in the limit  $q=0$  the only non-vanishing RMEs are the two  $E_1$ 's. This fact impacts the behavior of the pair-production cross section at backward angles, see below.

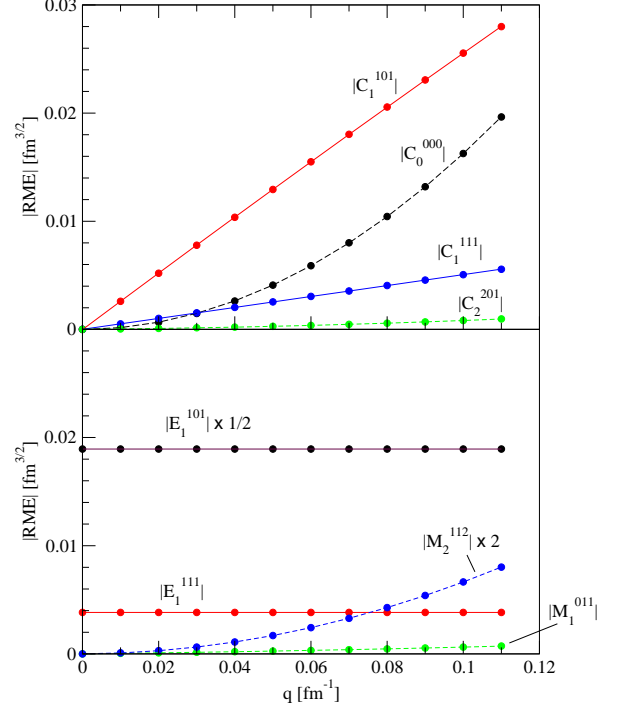


FIG. 7. The dependence on the three-momentum transfer  $q$  of some electromagnetic RMEs (solid circles); the calculations are at incident proton energy of 0.9 MeV and use the N3LO500/N2LO500 chiral interactions. The solid (dashed) lines show fits of the calculated values using linear (quadratic) parametrizations.

One would naively have expected  $|C_0^{000}| > |C_1^{101}|, |E_1^{101}|$ , since the energies involved are closer to the  $0^+$  than to the  $1^-$  resonance. However, the further suppression with  $q$  ( $q^2$ ) of  $C_0^{000}$  relative to  $C_1^{101}$  ( $E_1^{101}$ ) is responsible for inverting the expected trend. As a matter of fact, the  $1^-$  scattering state plays a very important role in the  ${}^3\text{H}(p, e^- e^+){}^4\text{He}$  and  ${}^3\text{He}(n, e^- e^+){}^4\text{He}$  processes.

Figure 8 shows the behavior of selected RMEs as function of the incident proton energy. At the lower end ( $\lesssim 0.4 \text{ MeV}$ ), the  $0^+$  resonance is very prominent, but quickly fades away with increasing energy (see  $C_0^{000}$ ); by contrast, as the energy increases (exceeding the  $n + {}^3\text{He}$  threshold) the  $1^-$  resonance becomes progressively more and more dominant (see  $E_1^{101}$ ). The RMEs  $E_1^{111}$  and  $M_2^{112}$  increase monotonically with increasing energy, peaking at around about 3.5 MeV.

Finally, in Table IV we report the RMEs obtained



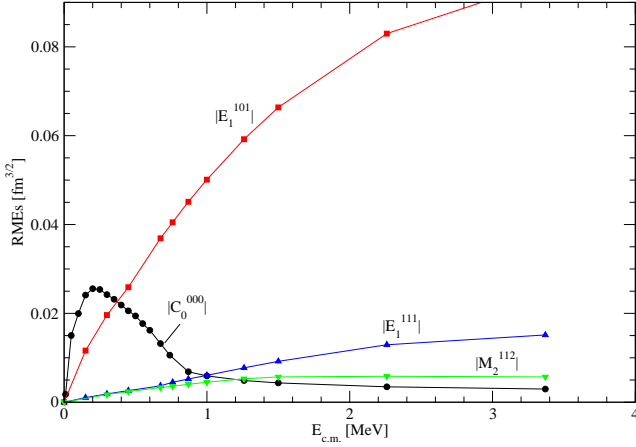


FIG. 8. The dependence on the proton incident energy of some RMEs (solid circles); the calculations are at a fixed three-momentum transfer of  $0.1 \text{ fm}^{-1}$  and use the N3LO500/N2LO500 chiral interactions. The lines are to guide the eyes only.

TABLE IV. RMEs in absolute value (in  $\text{fm}^{3/2}$ ) corresponding to channels with  $J \leq 2$  in the  ${}^3\text{H}+p$  scattering wave function, obtained with either the N3LO500/N2LO500 or NV1a/3NIa chiral interactions and accompanying electromagnetic charge and current operators at N4LO. The incident proton energy is  $0.9 \text{ MeV}$  and the three-momentum transfer  $q$  is  $0.1 \text{ fm}^{-1}$ .

RMEs $\times 10^3$	$p + {}^3\text{H}$ wave	N3LO500/N2LO500	NV1a/3NIa
$ C_0^{000} $	${}^1S_0$	13.74	15.93
$ M_1^{011} $	${}^3S_1$	0.66	0.14
$ M_1^{211} $	${}^3D_1$	0.02	0.03
$ C_1^{101} $	${}^1P_1$	26.01	25.36
$ C_1^{111} $	${}^3P_1$	5.14	4.53
$ E_1^{101} $	${}^1P_1$	37.89	37.47
$ E_1^{111} $	${}^3P_1$	3.90	3.27
$ C_2^{202} $	${}^1D_2$	0.54	0.82
$ C_2^{212} $	${}^3D_2$	0.01	0.01
$ E_2^{202} $	${}^1D_2$	0.89	0.73
$ E_2^{212} $	${}^3D_2$	0.04	0.04
$ M_2^{112} $	${}^3P_2$	3.38	3.64
$ M_2^{312} $	${}^3F_2$	0.00	0.00

with the chiral interactions N3LO500/N2LO500 and NV1a/3NIa, and calculated in all cases using the largest number of HH states for full convergence. The model dependence is weak for the largest RMEs. In particular, in the  $C_0^{000}$  RME we do not observe any critical dependence on the input Hamiltonian. This is in contrast to what happens in the case of the corresponding phase-shift [39], which is in fact very sensitive to the Hamiltonian model.

## E. Results for the electromagnetic cross sections

Here we report cross-section results obtained for the internal pair conversion processes. The calculations use fully converged bound- and scattering-state wave functions (with the largest allowed number of HH states) and the complete N4LO set of electromagnetic charge and current operators.

In Fig. 9 we show the  ${}^3\text{H}(p, e^-e^+){}^4\text{He}$  four-fold differential cross sections corresponding to the kinematical configuration in which the lepton pair is emitted in the plane perpendicular to the incident proton momentum ( $\theta = \theta' = 90^\circ$ ) and as function of the relative angle  $\theta_{ee}$ , that is, the angle between the electron and positron momentum. The model dependence is weak, and the curves obtained with the N3LO500/N2LO500 and NV1a/3NIa chiral interactions (and corresponding set of electromagnetic transition operators) essentially overlap, a result we could have anticipated on the basis of the RMEs listed in Table IV.

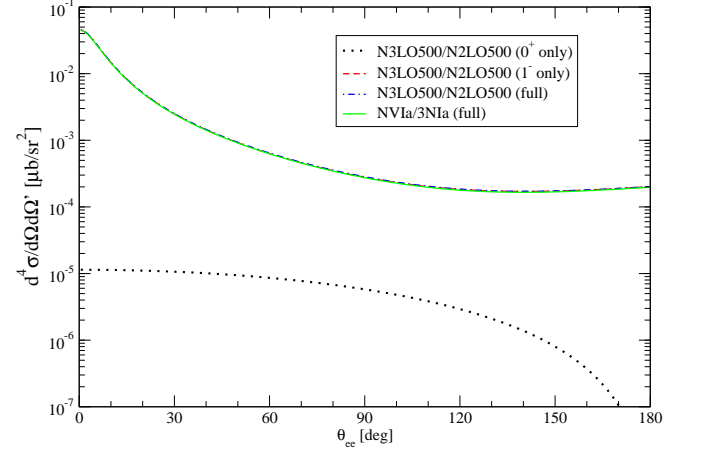


FIG. 9. The four-fold differential cross section for the process  ${}^3\text{H}(p, e^-e^+){}^4\text{He}$  calculated at an incident proton energy of  $0.9 \text{ MeV}$ ; the kinematical configuration corresponds to the lepton pair being emitted in the plane perpendicular to the proton incident momentum, and  $\theta_{ee}$  is the angle between the electron and positron momenta. Results obtained with the N3LO500/N2LO500 and NV1a/3NIa Hamiltonians and under different approximations are shown. The dashed red, dot-dash blue, and solid green curves are superimposed and cannot be distinguished. See text for further explanations.

In Fig. 9 we also show the differential cross sections corresponding to the individual  ${}^1S_0$  and  ${}^1P_1$  transitions (again obtained with the N3LO500/N2LO500 model Hamiltonian). In terms of the response functions defined in Eq. (35), we observe that for the  ${}^1S_0$  transition only  $R_1$  is non-vanishing,

$$R_1({}^1S_0; q) = 16\pi^2 |C_0^{000}(q)|^2. \quad (48)$$

In this respect, it is interesting to note that in the cross section the response function  $R_1$  is multiplied by  $v_1$ , see

Eq. (34). In the limit  $q \rightarrow 0$  (corresponding to the configuration in which the electrons are emitted back-to-back with the same energy), it is easily seen that this kinematical factor is proportional to  $1/q^2$ ; however, this singularity poses no problem, since  $|C_0^{000}(q)|^2 \propto q^4$ . For the  $^1P_1$  transitions, the response functions are

$$\begin{aligned} R_1(^1P_1; q) &= 48\pi^2 \cos^2 \theta_q |C_1^{101}(q)|^2, \\ R_2(^1P_1; q) &= 24\pi^2 \sin(2\theta_q) \cos \phi_q \operatorname{Re} [C_1^{101*}(q) E_1^{101}(q)], \\ R_3(^1P_1; q) &= 24\pi^2 \sin(2\theta_q) \sin \phi_q \operatorname{Re} [C_1^{101*}(q) E_1^{101}(q)], \\ R_4(^1P_1; q) &= 24\pi^2 \sin^2 \theta_q |E_1^{101}(q)|^2, \\ R_5(^1P_1; q) &= -12\pi^2 \sin^2 \theta_q \cos(2\phi_q) |E_1^{101}(q)|^2, \\ R_6(^1P_1; q) &= 12\pi^2 \sin^2 \theta_q \sin(2\phi_q) |E_1^{101}(q)|^2, \end{aligned} \quad (49)$$

where  $\theta_q$  and  $\phi_q$  are the spherical angles of the three-momentum transfer  $\mathbf{q} = \mathbf{k} + \mathbf{k}'$  in the lab frame. For the kinematical configuration in Fig. 9, we have  $\theta_q = 90^\circ$  and hence only  $R_4$ ,  $R_5$ , and  $R_6$  contribute.

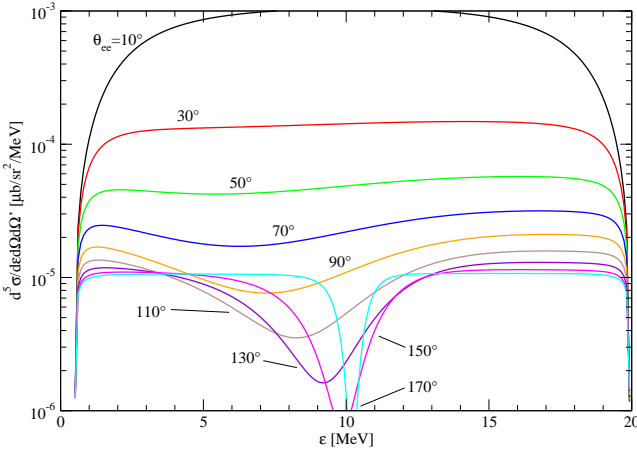


FIG. 10. The five-fold differential cross section for the process  $^3\text{H}(p, e^- e^+) ^4\text{He}$  calculated with the N3LO500/N2LO500 Hamiltonian at an incident proton energy of 0.9 MeV as function of the electron energy and for selected angles  $\theta_{ee}$ ; the kinematical configuration is otherwise the same as in Fig. 9.

In Fig. 10 we show the five-fold differential cross section as function of the electron energy  $\epsilon$  with  $m_e \leq \epsilon \leq \epsilon_{max}$  (approximately 20 MeV) for selected angles  $\theta_{ee}$ . The lepton-pair kinematics is the same as in Fig. 9. For electrons and positrons emitted collinearly ( $\theta_{ee}$  small) the cross section is large and almost constant. As  $\theta_{ee}$  increases, the cross section decreases. Away from the endpoints at  $\epsilon = m_e$  or  $\epsilon_{max}$ , it is fairly flat. In the limit  $\theta_{ee} \rightarrow 180^\circ$  (leptons emitted back-to-back) the cross section remains essentially constant except for  $\epsilon$  values close to  $\epsilon_{max}/2$ , where it is can easily be seen to be suppressed by a factor  $(m_e/\epsilon)^2$ . The plateau at large values of  $\theta_{ee}$  is a consequence of the  $q$ -independence of the  $E_1^{1S1}$  RMEs previously discussed.

The cross sections at incident proton energies other than 0.9 MeV display the same qualitative features discussed so far. At lower energies, the contribution of the

$C_0^{000}$  RME becomes more important, while at higher energies (above the  $n + ^3\text{He}$  threshold) the cross section is completely dominated by the  $C_1^{101}$  and  $E_1^{101}$  RMEs.

Total cross sections for the  $^3\text{He}(n, e^- e^+) ^4\text{He}$  process, calculated with the N3LO500/N2LO500 and NV1a/3N1a Hamiltonian models, are provided in Table V at a number of incident neutron energies. For comparison, total cross sections are also reported for the radiative capture process  $^3\text{He}(n, \gamma) ^4\text{He}$ . We note that pair production cross sections are suppressed by a factor of approximately 500 relative to radiative capture cross sections.

#### IV. X17-NUCLEON INTERACTIONS

In this section we obtain, within  $\chi\text{EFT}$ , the Lagrangians describing the interactions of the X17 with nucleons. We consider, in turn, the cases in which the hypothetical X17 is either a scalar, pseudoscalar, vector or an axial boson. Conventions and notations are as in Appendix A, where we summarize the  $\chi\text{EFT}$  formulation in the  $SU(2)$  framework (with up and down quarks), albeit we only include couplings to scalar, pseudoscalar, and vector source terms. The extension of this framework to  $SU(3)$  (with up, down, and strange quarks) as well as the inclusion of an axial source term are briefly outlined below.

##### A. Scalar or pseudoscalar or vector X17

Assuming conservation of parity, the Lagrangian describing the interactions of a scalar X17 boson with up and down quarks is taken as

$$\mathcal{L}_{q,X}^S(x) = \sum_{f=u,d} e \frac{\varepsilon_f m_f}{\Lambda} \bar{f}(x) f(x) X(x), \quad (50)$$

where  $f(x)$  is the field of the quark of flavour  $f$ ,  $X(x)$  is the X17 field, and  $\Lambda$  is an unknown high-energy mass scale. Note that we have chosen to rescale the coupling constants by the unit electric charge  $e$ , and have introduced explicitly the quark masses in order to have renormalization-scale invariant amplitudes. This Lagrangian is more conveniently written in terms of the isodoublet quark fields, defined in Appendix A, as

$$\mathcal{L}_{q,X}^S(x) = e \frac{m_q}{\Lambda_S} \bar{q}(x) (\varepsilon_0 + \varepsilon_z \tau_3) q(x) X(x), \quad (51)$$

where we have introduced the coupling constants

$$\varepsilon_0 = \frac{\Lambda_S}{\Lambda} \frac{m_u \varepsilon_u + m_d \varepsilon_d}{2 m_q}, \quad (52)$$

$$\varepsilon_z = \frac{\Lambda_S}{\Lambda} \frac{m_u \varepsilon_u - m_d \varepsilon_d}{2 m_q}, \quad (53)$$

and a new scale  $\Lambda_S$  which we set (arbitrarily) at 1 GeV. We have also defined

$$m_q = \frac{m_u + m_d}{2}. \quad (54)$$

TABLE V. Total cross sections (in  $\mu\text{b}$ ) for the processes  ${}^3\text{He}(n, e^- e^+){}^4\text{He}$  and  ${}^3\text{He}(n, \gamma){}^4\text{He}$  calculated at a number of incident neutron energies  $E_n$  (in MeV) with the N3LO500/N2LO500 and NV1a/3NIa Hamiltonians. Note that in the energy conservation relations corresponding to pair production and radiative capture, we have used the experimental rather than calculated binding energies of  ${}^3\text{He}$  and  ${}^4\text{He}$ , so that thresholds are at the observed locations.

$E_n$	N3LO500/N2LO500		NV1a/3NIa	
	${}^3\text{He}(n, e^- e^+){}^4\text{He}$	${}^3\text{He}(n, \gamma){}^4\text{He}$	${}^3\text{He}(n, e^- e^+){}^4\text{He}$	${}^3\text{He}(n, \gamma){}^4\text{He}$
0.17	0.0454	20.0	0.0396	18.9
0.35	0.0645	28.8	0.0588	28.3
0.70	0.0930	41.9	0.0868	41.8
1.00	0.109	51.4	0.106	50.8
2.00	0.148	67.0	0.142	67.1
3.50	0.161	72.4	0.155	72.5

From Eq. (51) we identify the isoscalar and isovector scalar sources  $s_0(x)$  and  $s_3(x)$ , including quark mass contributions, as

$$s_0(x) = m_q - e \frac{m_q}{\Lambda_S} \varepsilon_0 X(x), \quad (55)$$

$$s_3(x) = \frac{m_u - m_d}{2} - e \frac{m_q}{\Lambda_S} \varepsilon_z X(x), \quad (56)$$

and  $s_1(x) = s_2(x) = 0$ .

In the chiral Lagrangians (see Appendix A) these scalar sources enter via  $\chi(x) = 2B_c s(x)$ , where the LEC  $B_c$  is the quark condensate and  $m_q B_c = m_\pi^2/2$ , with  $m_\pi$  denoting the pion mass. Retaining only up to quadratic terms in the expansion in powers of the pion field yields the Lagrangian

$$\begin{aligned} \mathcal{L}_{h,X}^S(x) = & \bar{N}(x) [8 B_c c_1 s_0(x) + 4 B_c c_5 s_3(x) \tau_3] N(x) \\ & - B_c s_0(x) \pi^2(x). \end{aligned} \quad (57)$$

We find it convenient to introduce the coupling constants

$$\eta_0^S = -\frac{4 c_1 m_\pi^2}{\Lambda_S} \varepsilon_0, \quad \eta_z^S = -\frac{2 c_5 m_\pi^2}{\Lambda_S} \varepsilon_z, \quad (58)$$

in terms of which the nucleon-X17 interaction Lagrangian reads simply as in Eq. (4).

The case in which the X17 is either a pseudoscalar or vector boson can be treated similarly. In the former case we consider the quark-level Lagrangian

$$\mathcal{L}_{q,X}^P(x) = \sum_{f=u,d} e \frac{\varepsilon_f m_f}{\Lambda} \bar{f}(x) (i\gamma^5) f(x) X(x), \quad (59)$$

from which we read off the isoscalar and isovector pseudoscalar sources  $p_0(x)$  and  $p_3(x)$  as

$$p_0(x) = e \frac{m_q}{\Lambda_S} \varepsilon_0 X(x), \quad (60)$$

$$p_3(x) = e \frac{m_q}{\Lambda_S} \varepsilon_z X(x), \quad (61)$$

where  $\varepsilon_0$  and  $\varepsilon_z$  are the combinations of Eqs. (52)–(53). These pseudoscalar sources enter the chiral Lagrangians

via the term  $2iB_c p(x)$ ; however, at leading order the only contribution is owing to  $\mathcal{L}_{\pi\pi}^{(2)}(x)$ ,

$$\mathcal{L}_{\pi,X}^P(x) = 2f_\pi B_c p_3(x) \pi_3(x). \quad (62)$$

We define the coupling constant

$$\eta_z^P = \frac{f_\pi m_\pi^2}{\Lambda_S} \varepsilon_z, \quad (63)$$

in terms of which the pion-X17 interaction Lagrangian is then obtained as in Eq. (5).

In the vector boson case, we have

$$\mathcal{L}_{q,X}^V(x) = \sum_{f=u,d} e \varepsilon_f \bar{f}(x) \gamma^\mu f(x) X_\mu(x), \quad (64)$$

where  $X_\mu$  is the X17 vector field, and which can be rewritten as usual as

$$\mathcal{L}_{q,X}^V = e \bar{q}(x) (\varepsilon_0 + \varepsilon_z \tau_3) \gamma^\mu q(x) X_\mu(x). \quad (65)$$

The parameters  $\varepsilon_0$  and  $\varepsilon_z$  are related to the coupling constants of the X17 to the up and down quarks via

$$\varepsilon_0 = \frac{\varepsilon_u + \varepsilon_d}{2}, \quad \varepsilon_z = \frac{\varepsilon_u - \varepsilon_d}{2}. \quad (66)$$

The (non-vanishing) vector sources are then given by

$$v_\mu^s(x) = 3e \varepsilon_0 X_\mu(x), \quad (67)$$

$$v_{\mu,3}(x) = e \varepsilon_z X_\mu(x), \quad (68)$$

and the ensuing nucleon-X17 interaction Lagrangian (at leading order) follows as

$$\begin{aligned} \mathcal{L}_{N,X}^V(x) = & \bar{N}(x) \gamma^\mu [v_\mu^s(x) + v_{\mu,3}(x) \tau_3] N(x) \\ & + \frac{\kappa_0}{4m_N} \bar{N}(x) [\partial_\mu v_\nu^s(x) - \partial_\nu v_\mu^s(x)] \sigma^{\mu\nu} N(x) \\ & + \frac{\kappa_z}{4m_N} \bar{N}(x) [\partial_\mu v_{\nu,3}(x) - \partial_\nu v_{\mu,3}(x)] \sigma^{\mu\nu} \tau_3 N(x), \end{aligned} \quad (69)$$

which can be expressed as in Eq. (6) by defining the coupling constants

$$\eta_0^V = 3\varepsilon_0, \quad \eta_z^V = \varepsilon_z. \quad (70)$$

We note that the case of a ‘‘proto-phobic’’ coupling of the X17 corresponds to  $\eta_0^V \approx -\eta_z^V$ .

## B. Axial X17

Because of the isospin singlet axial current anomaly [74], isoscalar axial sources are absent in the flavor  $SU(2)$  Lagrangian of Appendix A. In order to circumvent this difficulty, we extend the theory to flavor  $SU(3)$  [75] by also including strange quarks,

$$\mathcal{L}_{q,X}^A(x) = \sum_{f=u,d,s} e \varepsilon_f \bar{f}(x) \gamma^\mu \gamma^5 f(x) X_\mu(x), \quad (71)$$

and define the field  $q(x)$  as

$$q(x) = \begin{bmatrix} u(x) \\ d(x) \\ s(x) \end{bmatrix}. \quad (72)$$

If we ignore strange-quark components in the nucleon,<sup>7</sup>

$$\langle N | \bar{s}(x) \gamma_\mu \gamma^5 s(x) | N \rangle = 0, \quad (73)$$

we can then identify the isoscalar axial-source term with one of the  $SU(3)$  axial currents, conserved in the chiral limit where the masses of up, down, and strange quarks vanish, that is,

$$\langle N | \bar{u}(x) \gamma_\mu \gamma^5 u(x) + \bar{d}(x) \gamma_\mu \gamma^5 d(x) | N \rangle \longrightarrow \langle N | a_{\mu,8}(x) | N \rangle, \quad (74)$$

where the current  $a_{\mu,8}(x)$  is

$$\begin{aligned} a_{\mu,8}(x) &= \bar{u}(x) \gamma_\mu \gamma^5 u(x) + \bar{d}(x) \gamma_\mu \gamma^5 d(x) - 2 \bar{s}(x) \gamma_\mu \gamma^5 s(x) \\ &= \sqrt{3} \bar{q}(x) \gamma_\mu \gamma^5 \lambda_8 q(x), \end{aligned} \quad (75)$$

and  $\lambda_8$  is the Gell-Mann matrix

$$\lambda_8 = \frac{1}{\sqrt{3}} \begin{pmatrix} 1 & 0 & 0 \\ 0 & 1 & 0 \\ 0 & 0 & -2 \end{pmatrix}. \quad (76)$$

The relevant piece of the flavor  $SU(3)$  quark-level Lagrangian reads [75]

$$\mathcal{L}_{q,X}^A = \bar{q}(x) a_\mu(x) \gamma^\mu \gamma^5 q(x), \quad (77)$$

where

$$a_\mu(x) = a_{\mu,3}(x) \lambda_3 + a_{\mu,8}(x) \lambda_8, \quad (78)$$

and

$$a_{\mu,3}(x) = e \varepsilon_z X_\mu(x), \quad a_{\mu,8}(x) = \sqrt{3} e \varepsilon_0 X_\mu(x), \quad (79)$$

with  $\varepsilon_0$  and  $\varepsilon_z$  defined as in Eq. (66). The Gell-Mann matrix  $\lambda_3$  is the  $SU(3)$  extension of the Pauli matrix  $\tau_3$ , namely

$$\lambda_3 = \begin{pmatrix} 1 & 0 & 0 \\ 0 & -1 & 0 \\ 0 & 0 & 0 \end{pmatrix}. \quad (80)$$

At the hadronic level, the flavor  $SU(3)$  chiral Lagrangian is written in terms of the baryon-field matrix

$$B = \begin{pmatrix} \Sigma^0/\sqrt{2} + \Lambda/\sqrt{6} & \Sigma^+ & p \\ \Sigma^- & -\Sigma^0/\sqrt{2} + \Lambda/\sqrt{6} & n \\ \Xi^- & \Xi^0 & -2\Lambda/\sqrt{6} \end{pmatrix}, \quad (81)$$

and meson-field matrix

$$\Phi = \begin{pmatrix} \pi_3 + \eta/\sqrt{3} & \pi_1 + i\pi_2 & \sqrt{2} K^+ \\ \pi_1 - i\pi_2 & -\pi_3 + \eta/\sqrt{3} & \sqrt{2} K^0 \\ \sqrt{2} K^- & \sqrt{2} \bar{K}^0 & -2\eta/\sqrt{3} \end{pmatrix}, \quad (82)$$

where  $\Sigma^\pm$ ,  $K^\pm$ , etc., are the fields associated with the various strange baryons and mesons. The building blocks are  $3 \times 3$  matrices, defined as

$$U = 1 + \frac{i}{f_\pi} \Phi - \frac{1}{2 f_\pi^2} \Phi^2 + \dots, \quad (83)$$

$$D_\mu B = \partial_\mu B + [\Gamma_\mu, B], \quad (84)$$

with the remaining auxiliary fields  $u$ ,  $u_\mu$ ,  $\Gamma_\mu$ , and  $F_{\mu\nu}^\pm$  as given in Eq. (A10). Here, we specialize to the case of an external axial current only, and therefore set  $r_\mu(x) = -\ell_\mu(x) = a_\mu(x)$ , with  $a_\mu(x)$  as in Eq. (78). In this extended framework, the meson-baryon Lagrangian at leading order reads [75]

$$\begin{aligned} \mathcal{L}_{mB}^{(1)} &= \langle \bar{B} (i \gamma_\mu D^\mu - M_B) B + \frac{D}{2} \bar{B} \gamma^\mu \gamma^5 \{u_\mu, B\} \\ &\quad + \frac{F}{2} \bar{B} \gamma^\mu \gamma^5 [u_\mu, B] \rangle, \end{aligned} \quad (85)$$

where  $\langle \dots \rangle$  indicates a trace in flavor space,  $M_B$  is the mass matrix of the baryon octet, and  $D$  and  $F$  are LECs. Expanding in powers of the meson fields  $\Phi$  and considering only pion-nucleon-X17 interaction terms, we obtain

$$\begin{aligned} \mathcal{L}_{N,X}^A &= (D + F) \bar{N}(x) \gamma^\mu \gamma^5 \tau_3 N(x) a_{\mu,3}(x) \\ &\quad + \frac{3F - D}{\sqrt{3}} \bar{N}(x) \gamma^\mu \gamma^5 N(x) a_{\mu,8}(x), \end{aligned} \quad (86)$$

which can be cast in the form of Eq. (7) by defining the coupling constants

$$\eta_0^A = (3F - D) \varepsilon_0, \quad \eta_z^A = (F + D) \varepsilon_z. \quad (87)$$

We note in closing that the term  $\langle \nabla_\mu U^\dagger \nabla^\mu U \rangle$  in the meson-meson Lagrangian at leading order also generates an interaction term involving the direct coupling of the pion to the axial field of the form  $\partial^\mu \pi_3(x) X_\mu(x)$ . As mentioned in Sec. IC, we ignore it here for simplicity.

<sup>7</sup> The contribution of the strange quark to the axial form factor of the nucleon has been recently calculated in LQCD, see Ref. [76]. However, experimental knowledge of this contribution from parity-violating electron scattering at backward angles and from neutrino scattering is rather uncertain at this point in time.



## V. X17-INDUCED NUCLEAR CURRENTS

The pair production amplitude on a single nucleon  $T_{fi}^{cX}(N)$  induced by each of the (leading order) Lagrangians in Eqs. (4)–(7) can be easily calculated, for example, in time-ordered perturbation theory. The general structure is as given in Eq. (9) with  $j_{fi}^{cX}$  replaced by the single-nucleon current  $j_{fi}^{cX}(N)$ , that is,

$$T_{fi}^{cX}(N) = 4\pi\alpha \frac{\varepsilon_e \bar{u}(\mathbf{k}s) \Gamma_c v(\mathbf{k}'s') j_{fi}^{cX}(N)}{q^\mu q_\mu - M_X^2}, \quad (88)$$

where<sup>8</sup>

$$j_{fi}^{SX}(N) = \bar{u}(\mathbf{p}'s'_N) u(\mathbf{p}s_N) \chi_{t'_N}^\dagger P^{SX} \chi_{t_N}, \quad (89)$$

$$j_{fi}^{PX}(N) = \frac{\bar{u}(\mathbf{p}'s'_N) \gamma^\mu \gamma_5 i q_\mu u(\mathbf{p}s_N)}{q^\mu q_\mu - m_\pi^2} \chi_{t'_N}^\dagger P^{PX} \chi_{t_N}, \quad (90)$$

$$j_{fi}^{VX}(N) = -\bar{u}(\mathbf{p}'s'_N) \gamma^\mu u(\mathbf{p}s_N) \chi_{t'_N}^\dagger P^{VX} \chi_{t_N} \\ + \frac{i}{2m_N} \bar{u}(\mathbf{p}'s'_N) \sigma^{\mu\nu} q_\nu u(\mathbf{p}s_N) \chi_{t'_N}^\dagger \bar{P}^{VX} \chi_{t_N}, \quad (91)$$

$$j_{fi}^{AX}(N) = -\bar{u}(\mathbf{p}'s'_N) \gamma^\mu \gamma_5 u(\mathbf{p}s_N) \chi_{t'_N}^\dagger P^{AX} \chi_{t_N}, \quad (92)$$

and  $\chi_{t_N}$  and  $\chi_{t'_N}$  denote the initial and final nucleon isospin states, respectively. We have defined the isospin operators

$$P^{SX} = \eta_0^S + \eta_z^S \tau_3, \quad (93)$$

and similarly for  $P^{VX}$  and  $P^{AX}$  with the  $\eta_0^S$  and  $\eta_z^S$  replaced by the corresponding set of coupling constants, and

$$P^{PX} = \frac{g_A}{2f_\pi} \eta_z^P \tau_3, \quad (94)$$

$$\bar{P}^{VX} = \kappa_0 \eta_0^V + \kappa_z \eta_z^V \tau_3. \quad (95)$$

The nuclear currents follow by retaining the leading-order term in the non-relativistic expansion of  $j^{cX}(N)$  and by summing over the individual nucleons (impulse approximation). We define matrix elements of these currents between the initial 3+1 scattering state and final <sup>4</sup>He ground state as in Eq. (26)

$$j_{fi}^{cX} = \langle \Psi(\mathbf{p} - \mathbf{q}) | j^{cX \dagger}(\mathbf{q}) | \Psi_{m_3, m_1}^{(\gamma)}(\mathbf{p}) \rangle, \quad (96)$$

where the  $j^{cX}(\mathbf{q})$  are single-nucleon operators which in configuration-space can be written in terms of the fol-

<sup>8</sup> We should note here that the vector and axial amplitudes obtained in time-ordered perturbation theory also include a contact term of the form  $\sim (\bar{u} \gamma^0 v) j_{0,fi}^X / M_X^2$ , involving the time components of the electron and nucleon currents. This term is, however, exactly cancelled by a corresponding term present in the interaction Hamiltonians of the X17 vector and axial boson with electrons and nucleons [77], not shown in Eqs. (6)–(7).

lowing operator structures, stripped of the coupling constants  $\eta_{0,z}^c$ ,

$$\rho^{S\lambda}(\mathbf{q}) = \sum_{i=1}^A e^{i\mathbf{q}\cdot\mathbf{r}_i} P_i^\lambda, \quad (97)$$

$$\rho^{P\lambda}(\mathbf{q}) = \sum_{i=1}^A e^{i\mathbf{q}\cdot\mathbf{r}_i} i \hat{\mathbf{q}} \cdot \boldsymbol{\sigma}_i P_i^\lambda, \quad (98)$$

$$\rho^{A\lambda}(\mathbf{q}) = \sum_{i=1}^A \frac{1}{2m_N} [e^{i\mathbf{q}\cdot\mathbf{r}_i}, \mathbf{p}_i \cdot \boldsymbol{\sigma}_i]_+ P_i^\lambda, \quad (99)$$

$$\mathbf{j}^{V\lambda}(\mathbf{q}) = \sum_{i=1}^A \frac{1}{2m_N} [e^{i\mathbf{q}\cdot\mathbf{r}_i}, \mathbf{p}_i]_+ P_i^\lambda, \quad (100)$$

$$\bar{\mathbf{j}}^{V\lambda}(\mathbf{q}) = \sum_{i=1}^A \frac{i}{2m_N} e^{i\mathbf{q}\cdot\mathbf{r}_i} \mathbf{q} \times \boldsymbol{\sigma}_i P_i^\lambda, \quad (101)$$

$$\mathbf{j}^{A\lambda}(\mathbf{q}) = \sum_{i=1}^A e^{i\mathbf{q}\cdot\mathbf{r}_i} \boldsymbol{\sigma}_i P_i^\lambda, \quad (102)$$

where  $\lambda = \pm$  with  $P_i^+ = 1$  and  $P_i^- = \tau_{i,3}$ ,  $\mathbf{p}_i$  is the momentum operator, and  $[\dots]_+$  denotes the anticommutator. Note that the operators are defined to be adimensional.<sup>9</sup>

In the calculation we have retained the space and time components of, respectively, the vector and axial currents, even though they are suppressed in the power counting relative to the corresponding time and space components. As a matter of fact, these terms give important contributions by connecting the 3+1 <sup>1</sup>P<sub>1</sub> and <sup>3</sup>P<sub>0</sub> continuum states to the <sup>4</sup>He ground state via  $E_1(V)$  and  $C_0(A)$  multipole transitions.

## VI. X17-INDUCED CROSS SECTIONS

In this section we compute the cross section including the contribution of the X17 boson. This cross section consists of a purely electromagnetic term, which we have already analyzed in Sec. III, an interference term between the virtual photon and X17 amplitudes,

$$d\sigma_X = \frac{1}{4} \sum_{m_3 m_1} \sum_{ss'} \frac{T_{fi}^* T_{fi}^{cX} + \text{c.c.}}{v_r} d\phi, \quad (103)$$

<sup>9</sup> The scalar-exchange current follows as  $j^{SX} = \eta_0^S \rho^{S+} + \eta_z^S \rho^{S-}$ , and similarly for the time component of the vector-exchange, and for the time and space components of the axial-exchange currents. The pseudoscalar-exchange and space component of the vector-exchange currents read, respectively,

$$j^{PX} = \frac{g_A}{2f_\pi} \eta_z^P \frac{q}{q^2 + m_\pi^2} \rho^{P-},$$

and

$$\mathbf{j}^{VX} = \eta_0^V (\mathbf{j}^{V+} + \kappa_0 \bar{\mathbf{j}}^{V+}) + \eta_z^V (\mathbf{j}^{V-} + \kappa_z \bar{\mathbf{j}}^{V-}).$$

and a term associated with the X17 exchange,

$$d\sigma_{XX} = \frac{1}{4} \sum_{m_3 m_1} \sum_{ss'} \frac{|T_{fi}^{cX}|^2}{v_r} d\phi, \quad (104)$$

where  $T_{fi}$  and  $T_{fi}^{cX}$  are the amplitudes given in Eqs. (1) and (9), the phase-space factor  $d\phi$  has been defined in Eq. (29), and the superscript  $\gamma$  identifying the initial 3+1 nuclear state ( $p+^3\text{H}$  or  $n+^3\text{He}$ ) is understood. Standard trace theorems are used to evaluate the lepton tensors entering these cross sections. Noting that  $\Gamma^{c\dagger} = \gamma^0 \Gamma^c \gamma^0$ , we find

- for the scalar case:

$$\sum_{ss'} \ell_{\mathbf{k}s, \mathbf{k}'s'}^\mu \ell_{\mathbf{k}s, \mathbf{k}'s'}^{S*} = \frac{m_e}{\epsilon\epsilon'} (k'^\mu - k^\mu), \quad (105)$$

$$\sum_{ss'} \ell_{\mathbf{k}s, \mathbf{k}'s'}^S \ell_{\mathbf{k}s, \mathbf{k}'s'}^{S*} = \frac{1}{\epsilon\epsilon'} (k \cdot k' - m_e^2); \quad (106)$$

- for the pseudoscalar case, the mixed trace and hence the interference term in the cross section vanish, while

$$\sum_{ss'} \ell_{\mathbf{k}s, \mathbf{k}'s'}^P \ell_{\mathbf{k}s, \mathbf{k}'s'}^{P*} = \frac{1}{\epsilon\epsilon'} (k \cdot k' + m_e^2); \quad (107)$$

- for the vector case, the mixed and direct traces are of course the same, and

$$\sum_{ss'} \ell_{\mathbf{k}s, \mathbf{k}'s'}^\mu \ell_{\mathbf{k}s, \mathbf{k}'s'}^{\nu*} = \frac{1}{\epsilon\epsilon'} [k^\mu k'^\nu + k'^\mu k^\nu - g^{\mu\nu} (k \cdot k' + m_e^2)]; \quad (108)$$

- for the axial case:

$$\sum_{ss'} \ell_{\mathbf{k}s, \mathbf{k}'s'}^\mu \ell_{\mathbf{k}s, \mathbf{k}'s'}^{\nu A*} = \frac{i}{\epsilon\epsilon'} \epsilon^{\mu\nu\alpha\beta} k_\alpha k'_\beta, \quad (109)$$

$$\sum_{ss'} \ell_{\mathbf{k}s, \mathbf{k}'s'}^{\mu A} \ell_{\mathbf{k}s, \mathbf{k}'s'}^{\nu A*} = \frac{1}{\epsilon\epsilon'} [k^\mu k'^\nu + k'^\mu k^\nu - g^{\mu\nu} (k \cdot k' - m_e^2)]. \quad (110)$$

In analogy to the purely electromagnetic case in Eq. (37), we express the interference and direct five-fold differential cross sections as

$$\sigma_X(\epsilon, \hat{\mathbf{k}}, \hat{\mathbf{k}}') = \frac{\alpha^2}{(2\pi)^3} \frac{k k'}{Q^2} \frac{f_{\text{rec}}}{v_r} \epsilon_e \left[ \frac{R_{fi}^X}{Q^2 - M_X^2} + \text{c.c.} \right], \quad (111)$$

$$\sigma_{XX}(\epsilon, \hat{\mathbf{k}}, \hat{\mathbf{k}}') = \frac{\alpha^2}{(2\pi)^3} \frac{k k'}{|Q^2 - M_X^2|^2} \frac{f_{\text{rec}}}{v_r} \epsilon_e^2 R_{fi}^{XX}, \quad (112)$$

where  $\epsilon_e$  is the coupling constant of the electron to the X17 particle, and  $R_{fi}^X$  and  $R_{fi}^{XX}$  denote the nuclear responses associated with, respectively, the interference and direct terms (the former one is generally complex).

Note that, when accounting for the X17 width, we make the replacement of Eq. (10) in the X17 propagator, yielding a complex function of the mass  $M_X$  and width  $\Gamma_X$ . Of course, the full cross section results from Eq. (14).

The interference and direct nuclear responses can be conveniently cast into the forms

$$R_{fi}^X = \sum_{n=1}^{12} v_n^X (\eta_0 R_{n,+}^X + \eta_z R_{n,-}^X), \quad (113)$$

$$R_{fi}^{XX} = \sum_{n=1}^{10} v_n^{XX} (\eta_0^2 R_{n,++}^{XX} + 2\eta_0 \eta_z R_{n,+-}^{XX} + \eta_z^2 R_{n,--}^{XX}),$$

where the  $v_n^X$  and  $v_n^{XX}$  involve the lepton kinematic variables and the reduced response functions  $R_{n,\lambda}^X$  and  $R_{n,\lambda\lambda'}^{XX}$  denote appropriate combinations of the matrix elements of the electromagnetic and X17-induced currents, as indicated in Tables VI and VII for the various possibilities ( $S$ ,  $P$ ,  $V$ , and  $A$ ). The dependence of the reduced response functions on the coupling constants  $\epsilon_0$  and  $\epsilon_z$  of the X17 to the quarks can be obtained using Eqs. (58), (63), (70), and (87). The index  $\lambda = \pm$  specifies the matrix elements calculated using either the isoscalar (+) and isovector (−) component of the various operators.

Since the vector and axial X17-induced currents are not assumed to be conserved, in the reduced response functions listed in Tables VI and VII there is a contribution involving the longitudinal component of the current,

$$j_{fi,\lambda}^{X,z} = \langle \Psi | \hat{\mathbf{e}}_z \cdot \mathbf{j}_\lambda^{cX\dagger}(\mathbf{q}) | \Psi^{(\gamma)} \rangle, \quad (114)$$

which is of course absent in the purely electromagnetic case. The matrix elements of the charge and those of the transverse components of the current are expanded in RMEs of multipole operators as in Eqs. (44)–(45). The longitudinal current matrix element has a similar expansion

$$j_{fi,\lambda}^{X,z} = \sqrt{4\pi} (-i)^J (-)^{J-J_z} D_{-J_z,0}^J(-\phi, -\theta, \phi) L_J^{LSJ}(q). \quad (115)$$

Of course, the multipole parities for the  $S$  and  $V$  currents are opposite to those of the  $P$  and  $A$  currents.

Lastly, the contribution resulting from the contraction of the  $q^\mu q^\nu / M_X^2$  term in the propagator of the X17 boson with the leptonic tensor vanishes in the vector case and is neglected in the axial case, since it is proportional to  $(m_e/M_X)^2 \approx 0.0009$ .

## VII. RESULTS INCLUDING THE X17 BOSON

In this section we provide further numerical details in support of the cross section results reported in Sec. ID. We begin by analyzing the relevant RMEs contributing to the transition mediated by the X17 boson. The RMEs contributing to the purely electromagnetic transition have already been analyzed in Sec. III D.

TABLE VI. The reduced response functions  $R_{n,\lambda}^X$  with  $\lambda=\pm$  entering the interference cross section  $\sigma_X$  and the kinematical factors  $v_n^X$ . The matrix elements  $\rho_{fi}$  and  $j_{fi}^\pm$  of the time and space components of the electromagnetic current are defined as in Eq. (36). The matrix elements  $\rho_{fi}^X$  and  $j_{fi,\lambda}^{X,\pm}$  are defined similarly with the X17-induced current replacing the electromagnetic one; of course, since the X17 current is not assumed to be conserved, a longitudinal matrix element  $j_{fi,\lambda}^{X,z}$  is also present (see text). Note that there is no contribution to the inference cross section in the case of a pseudoscalar X17. We have defined  $u = \omega/q$  and the spherical components  $P_\pm = \mp(P_x \pm i P_y)/\sqrt{2}$  with  $\mathbf{P} = \mathbf{k} - \mathbf{k}'$ . Moreover,  $P_z = \hat{e}_z \cdot \mathbf{P}$ . Lastly, the second column specifies the character—purely longitudinal (L), purely transverse (T), or longitudinal-transverse (LT)—of the given  $R_{n,\lambda}^X$ .

$n$	Character	$R_{n,\lambda}^X$	$v_n^X$		
			$S$	$V$	$A$
1	L	$\sum_{m_3 m_1} \rho_{fi}^* \rho_{fi,\lambda}^X$	$m_e (P_0 - u P_z)$	$(P_0 - u P_z) P_0 / 2 + (m_e^2 + \mathbf{k} \cdot \mathbf{k}')$	
2	L	$\sum_{m_3 m_1} \rho_{fi}^* j_{fi,\lambda}^{X,z}$		$-(P_0 - u P_z) P_z / 2 - u(m_e^2 + \mathbf{k} \cdot \mathbf{k}')$	
3	LT	$\sum_{m_3 m_1} \rho_{fi}^* j_{fi,\lambda}^{X,+}$		$(P_0 - u P_z) P_- / 2$	$-Q^2 P_- / (2q)$
4	LT	$\sum_{m_3 m_1} \rho_{fi}^* j_{fi,\lambda}^{X,-}$		$(P_0 - u P_z) P_+ / 2$	$Q^2 P_+ / (2q)$
5	LT	$\sum_{m_3 m_1} j_{fi}^{+*} \rho_{fi,\lambda}^X$	$-m_e P_+$	$-P_0 P_+ / 2$	$-q P_+ / 2$
6	LT	$\sum_{m_3 m_1} j_{fi}^{-*} \rho_{fi,\lambda}^X$	$-m_e P_-$	$-P_0 P_- / 2$	$q P_- / 2$
7	LT	$\sum_{m_3 m_1} j_{fi}^{+*} j_{fi,\lambda}^{X,z}$		$P_z P_+ / 2$	$\omega P_+ / 2$
8	LT	$\sum_{m_3 m_1} j_{fi}^{-*} j_{fi,\lambda}^{X,z}$		$P_z P_- / 2$	$-\omega P_- / 2$
9	T	$\sum_{m_3 m_1} (j_{fi}^{+*} j_{fi,\lambda}^{X,+} + j_{fi}^{-*} j_{fi,\lambda}^{X,-})$		$(P_x^2 + P_y^2) / 4 - \mathbf{k} \cdot \mathbf{k}' - m_e^2$	
10	T	$\sum_{m_3 m_1} (j_{fi}^{+*} j_{fi,\lambda}^{X,+} - j_{fi}^{-*} j_{fi,\lambda}^{X,-})$			$(P_0 q - P_z \omega) / 2$
11	T	$\sum_{m_3 m_1} j_{fi}^{+*} j_{fi,\lambda}^{X,-}$		$-P_+^2 / 2$	
12	T	$\sum_{m_3 m_1} j_{fi}^{-*} j_{fi,\lambda}^{X,+}$		$-P_-^2 / 2$	

### A. Numerical results for the RMEs

The relevant operators are given in Eqs. (97)–(102). The RMEs associated with a  $S$  or  $V$  exchange are those in Table II (except that the longitudinal RMEs are not listed; they connect to the same states as the charge RMEs), while the RMEs contributing to a transition mediated by a  $P$  or  $A$  exchange are listed in Table VIII. In the following figures we consider separately the isoscalar (+) and isovector (−) components of the operators as given explicitly in Eqs. (97)–(102). The corresponding RMEs carry a superscript + or −. Of course, the isoscalar and isovector terms in the  $S$  operator are identical to the corresponding ones in the  $V$  charge operator. However, the isovector  $P$  operator and isovector term in the  $A$  charge operator differ, the former involving  $\hat{\mathbf{q}} \cdot \boldsymbol{\sigma}_i$  and the latter involving  $\mathbf{p}_i \cdot \boldsymbol{\sigma}_i$ .

In Fig. 11, we show the RMEs, as functions of the relative energy, calculated with the  $V$  operators. The results are similar to those shown in Fig. 8. However, since we separate the isoscalar and isovector components

of the transition operators, we can observe the effect of the different isospin content of the various initial states. For example, in the low-energy regime only the RME associated with the isoscalar component of the  $V$  charge operator displays a resonant behavior, confirming the predominant  $T=0$  character of the  $0^+$  resonance. At higher energies, by contrast, the dominant contribution is from the RMEs induced by the isovector  $V$  charge and current operators (specifically, the RMEs  $C_1^{101-}$ ,  $L_1^{101-}$ , and  $E_1^{101-}$ ), attesting to the dominant  $T=1$  nature of the  $1^-$  resonance; indeed, the corresponding isoscalar RMEs are roughly an order of magnitude smaller. This is also related to the fact that, for small  $q$ , the electric dipole operator is dominated by the isovector component [70].

In Figs. 12 and 13, we show the RMEs, as functions of the relative energy, calculated only with the  $A$  and  $P$  operators. Note that the charge RMEs are calculated using the operator of Eq. (98) for  $P$ -exchange and the operator of Eq. (99) for  $A$ -exchange. These RMEs are qualitatively similar. The resonant behavior of the  $C_0^{110+}$  RME in both figures, due to the transition from the initial  ${}^3P_0$

TABLE VII. The reduced response functions  $R_{n,\lambda\lambda'}^{XX}$  with  $\lambda, \lambda' = \pm$  entering the direct cross section  $\sigma_{XX}$  and the kinematical factors  $v_n^{XX}$ ; remaining notation as in Table VI. The upper and lower signs in the  $v_n^{XX}$  correspond to the  $S/V$  or  $P/A$  cases, respectively.

$n$	Character	$R_{n,\lambda\lambda'}^{XX}$	$v_n^{XX}$	
			$S, P$	$V, A$
1	L	$\sum_{m_3 m_1} \text{Re} (\rho_{fi,\lambda}^{X*} \rho_{fi,\lambda'}^X)$	$k \cdot k' \mp m_e^2$	$2\epsilon\epsilon' - k \cdot k' \mp m_e^2$
2	L	$\sum_{m_3 m_1} \text{Re} (\rho_{fi,\lambda}^{X*} j_{fi,\lambda'}^{X,z} + \rho_{fi,\lambda'}^{X*} j_{fi,\lambda}^{X,z})/2$		$-\omega q + P_0 P_z$
3	L	$\sum_{m_3 m_1} \text{Re} (j_{fi,\lambda}^{X,z*} j_{fi,\lambda'}^{X,z})$		$(q^2 - P_z^2)/2 + k \cdot k' \pm m_e^2$
4	LT	$\sum_{m_3 m_1} \text{Re} [\rho_{fi,\lambda}^{X*} (j_{fi,\lambda'}^{X,+} - j_{fi,\lambda'}^{X,-}) + \rho_{fi,\lambda'}^{X*} (j_{fi,\lambda}^{X,+} - j_{fi,\lambda}^{X,-})]/2$		$-P_0 P_x / \sqrt{2}$
5	LT	$\sum_{m_3 m_1} \text{Im} [\rho_{fi,\lambda}^{X*} (j_{fi,\lambda'}^{X,+} + j_{fi,\lambda'}^{X,-}) + \rho_{fi,\lambda'}^{X*} (j_{fi,\lambda}^{X,+} + j_{fi,\lambda}^{X,-})]/2$		$-P_0 P_y / \sqrt{2}$
6	LT	$\sum_{m_3 m_1} \text{Re} [j_{fi,\lambda}^{X,z*} (j_{fi,\lambda'}^{X,+} - j_{fi,\lambda'}^{X,-}) + j_{fi,\lambda'}^{X,z*} (j_{fi,\lambda}^{X,+} - j_{fi,\lambda}^{X,-})]/2$		$P_z P_x / \sqrt{2}$
7	LT	$\sum_{m_3 m_1} \text{Im} [j_{fi,\lambda}^{X,z*} (j_{fi,\lambda'}^{X,+} + j_{fi,\lambda'}^{X,-}) + j_{fi,\lambda'}^{X,z*} (j_{fi,\lambda}^{X,+} + j_{fi,\lambda}^{X,-})]/2$		$P_z P_y / \sqrt{2}$
8	T	$\sum_{m_3 m_1} \text{Re} (j_{fi,\lambda}^{X,+*} j_{fi,\lambda'}^{X,+} + j_{fi,\lambda}^{X,-*} j_{fi,\lambda'}^{X,-})$		$-(P_x^2 + P_y^2)/4 + k \cdot k' \pm m_e^2$
9	T	$\sum_{m_3 m_1} \text{Re} (j_{fi,\lambda}^{X,+*} j_{fi,\lambda'}^{X,-} + j_{fi,\lambda}^{X,-*} j_{fi,\lambda'}^{X,+})/2$		$(P_x^2 - P_y^2)/2$
10	T	$\sum_{m_3 m_1} \text{Im} (j_{fi,\lambda}^{X,+*} j_{fi,\lambda'}^{X,-} + j_{fi,\lambda}^{X,-*} j_{fi,\lambda'}^{X,+})/2$		$-P_x P_y$

TABLE VIII. The RMEs contributing to a transition mediated by a pseudoscalar or axial X17 exchange. Remaining notation as in Table III.

state	$^{2S+1}L_J$	charge multipoles	current multipoles
$0^+$	$^1S_0$	—	—
$0^-$	$^3P_0$	$C_0^{110}$	$L_0^{110}$
$1^+$	$^3S_1, ^3D_1$	$C_1^{LS1}$	$E_1^{LS1}, L_1^{LS1}$
$1^-$	$^1P_1, ^3P_1$	—	$M_1^{1S1}$
$2^+$	$^4D_2, ^3D_2$	—	$M_2^{2S2}$
$2^-$	$^3P_2, ^3F_2$	$C_2^{LS2}$	$E_2^{LS2}, L_2^{LS2}$

state to the final ground state, is evident. This behavior is related to the presence in the  $^4\text{He}$  spectrum of a  $0^-$  resonance just above the opening of the  $n+^3\text{He}$  channel. The very broad peaks in the  $C_2^{LS2\pm}$  and  $E_2^{LS2\pm}$  RMEs, connected to the presence of  $2^-$  resonant states in the  $^4\text{He}$  spectrum, should also be noted.

Lastly, in Figs. 14 and 15 we report the dependence on the three-momentum transfer  $q$  of some of the RMEs associated with the axial- and pseudoscalar-exchange. Note that the RMEs associated with the pseudoscalar and time component of the axial operators behave differently, in particular  $C_0^{110\pm}$  are  $q$ -independent and linear in  $q$  in the axial and pseudoscalar case, respectively.

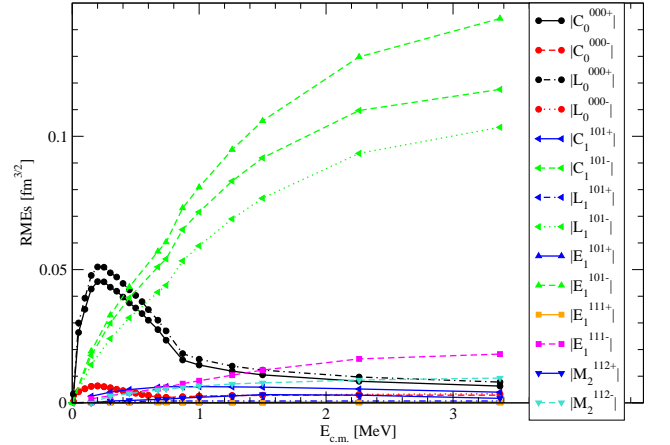
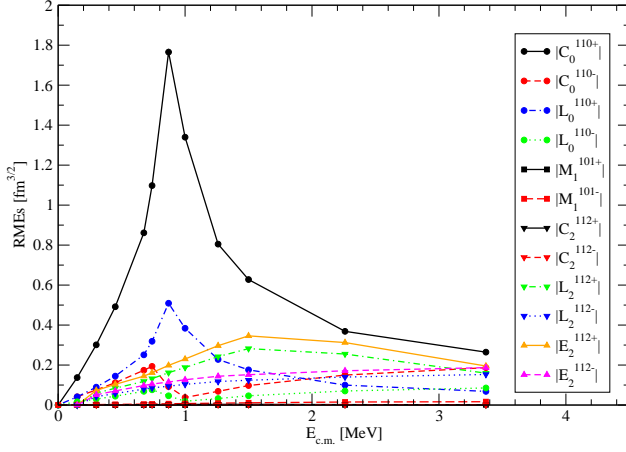
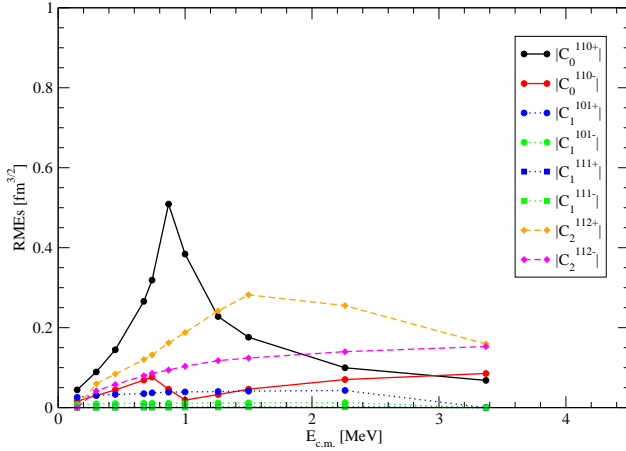


FIG. 11. RMEs (in absolute value) resulting from  $V$ -induced transitions, see text for additional information. The  $C_J^{LSJ\pm}$  ( $L_J^{LSJ\pm}$ ,  $E_J^{LSJ\pm}$ , and  $M_J^{LSJ\pm}$ ) RMEs come from matrix elements of the isoscalar (+) and isovector (-) charge (current) operator. The calculations are for the  $^3\text{H}(p, e^+e^-)^4\text{He}$  process and are based on the N3LO500/N2LO500 interactions.

## B. Further comments on cross section results

Cross section results for the processes  $^3\text{H}(p, e^+e^-)^4\text{He}$  and  $^3\text{He}(n, e^+e^-)^4\text{He}$  have been presented and discussed in Sec. ID. Here, we only report the values we have



FIG. 12. Same as in Fig. 11 bur for  $A$ -induced transitions.FIG. 13. Same as in Fig. 11 bur for  $P$ -induced transitions.

adopted for the isoscalar and isovector combinations, respectively  $\eta_0^c$  and  $\eta_z^c$ , of coupling constants modulo the unknown  $\varepsilon_0$  and  $\varepsilon_z$ ,

$$\begin{aligned}
 \eta_0^S/\varepsilon_0 &= -4m_\pi^2 c_1/\Lambda_S \approx 0.085, \\
 \eta_z^S/\varepsilon_z &= -2m_\pi^2 c_5/\Lambda_S \approx 0.00387, \\
 (g_A \eta_z^P/m_\pi f_\pi)/\varepsilon_z &= g_A m_\pi/\Lambda_S \approx 0.175, \\
 \eta_0^V/\varepsilon_0 &= 3, \\
 \eta_z^V/\varepsilon_z &= 1, \\
 \eta_0^A/\varepsilon_0 &= 3F - D \approx 0.55, \\
 \eta_z^A/\varepsilon_z &= F + D \approx 1.25,
 \end{aligned} \tag{116}$$

see Eqs. (58), (63), (70), and (87). The value of the LEC  $c_1 = -1.10 \text{ GeV}^{-1}$  is taken from Ref. [78], where it has been extracted from an analysis of  $\pi N$  scattering data. The value of the LEC  $c_5$  is related to the  $n$ - $p$  mass difference  $\delta m^{\text{str}}$  induced by the strong interactions [79], that is,  $c_5 = \delta m^{\text{str}}/(4B_c(m_u - m_d)) \approx -9.9 \times 10^{-2} \text{ GeV}^{-1}$ . The values of  $\delta m^{\text{str}}$ , and  $m_u$  and  $m_d$  are taken from Lattice QCD calculations [80–82]. Note that  $\eta_z^S/\varepsilon_z \ll \eta_0^S/\varepsilon_0$ . The combination  $\eta_0^S/\varepsilon_0$  is actually related to the so-called

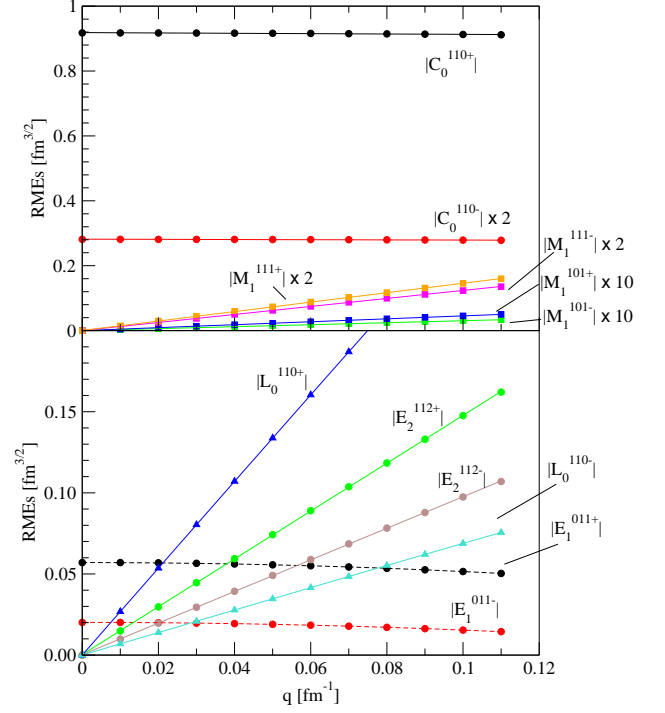
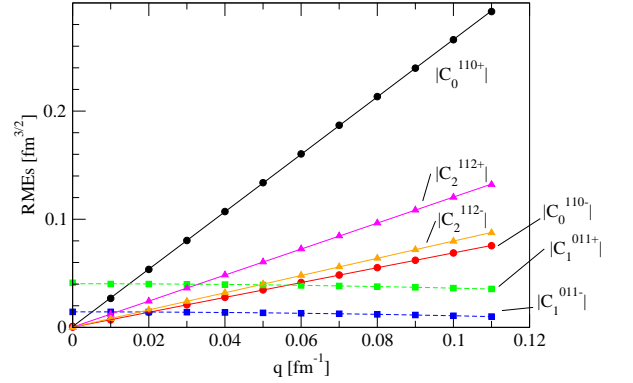
FIG. 14. The dependence on the three-momentum transfer  $q$  of some RMEs for the axial operators; the calculations are at incident proton energy of 0.9 MeV and use the N3LO500/N2LO500 chiral interactions. The solid (dashed) lines show fits of the calculated values using linear (quadratic) parametrizations. The RMEs not shown in this plot are negligible.

FIG. 15. The same as in Fig. 14 but for the pseudoscalar operator

$\sigma_{\pi N}$  term, that is,  $\eta_0^S/\varepsilon_0 = \sigma_{\pi N}/\Lambda_S$ . The adopted value is equivalent to approximating  $\sigma_{\pi N} = -4m_\pi^2 c_1$  which represents the LO contribution as determined in a  $\chi$ PT analysis [83]. Since this expansion is poorly convergent for  $\sigma_{\pi N}$ , perhaps a better approximation would be to use the empirical value, as derived from the analysis of  $\pi N$  scattering data or directly from LQCD calculations (see, for example, Ref. [84]). This would give a value for  $\eta_0^S/\varepsilon_0$  that is about 30% smaller from that reported in

Eq. (116). Given that we have no knowledge of the coupling constants of the X17 to the electron and nucleon, such an uncertainty is of no importance at the present time.

In computing the four-fold differential cross section, special care must be exercised in carrying out the integration over the electron energy, particularly when the width  $\Gamma_X$  of the X17 is small. The origin of this difficulty is easily understood. The interference and direct pieces of the cross section are proportional to powers of

$$\frac{1}{Q^2 - M_X^2} \rightarrow \frac{1}{Q^2 - M_X^2 + i M_X \Gamma_X} \equiv \frac{1}{D_X}, \quad (117)$$

where it has been assumed  $\Gamma_X^2 \ll M_X^2$ . When the lepton-pair kinematics is such that  $Q^2 \approx M_X^2$ , the X17 propagator reduces to  $-i/(M_X \Gamma_X)$ , and this behavior is at the origin of the peaks observed in the five-fold differential cross section for large  $\theta_{ee}$ . We elaborate on this aspect of the calculations in the following.

### 1. Energy and angular dependence of the cross section

In general the five-fold differential cross section can be schematically written as (we only indicate explicitly the energy dependence)

$$\begin{aligned} \frac{d^5\sigma}{d\epsilon d\hat{\mathbf{k}} d\hat{\mathbf{k}}'} &= \sigma(\epsilon) + \varepsilon_e \left[ \frac{R_X(\epsilon)}{D_X} + \text{c.c.} \right] + \varepsilon_e^2 \frac{R_{XX}(\epsilon)}{|D_X|^2} \\ &= \sigma(\epsilon) + \frac{\varepsilon_e [R_X(\epsilon) D_X^* + \text{c.c.}] + \varepsilon_e^2 R_{XX}(\epsilon)}{|D_X|^2}, \end{aligned} \quad (118)$$

where  $\sigma(\epsilon)$ ,  $R_X(\epsilon)$ , and  $R_{XX}(\epsilon)$  denote, respectively, the purely electromagnetic term, the interference term between electromagnetic and X17-induced amplitudes, and the purely X17 term. Note that we have made explicit the dependence on the coupling constant  $\varepsilon_e$ .

Using the Lagrangians given in Eq. (2), the width of the X17 is obtained (in first-order perturbation theory) as

$$\begin{aligned} \Gamma_X^S &= \alpha \varepsilon_e^2 \frac{M_X^2 - 4m_e^2}{2M_X} \sqrt{1 - \frac{4m_e^2}{M_X^2}}, \\ \Gamma_X^P &= \alpha \varepsilon_e^2 \frac{M_X}{2} \sqrt{1 - \frac{4m_e^2}{M_X^2}}, \\ \Gamma_X^V &= \alpha \varepsilon_e^2 \frac{M_X^2 + 2m_e^2}{3M_X} \sqrt{1 - \frac{4m_e^2}{M_X^2}}, \\ \Gamma_X^A &= \alpha \varepsilon_e^2 \frac{M_X^2 - 4m_e^2}{3M_X} \sqrt{1 - \frac{4m_e^2}{M_X^2}}. \end{aligned} \quad (119)$$

In the limit  $M_X^2 \gg m_e^2$ , the width  $\Gamma_X^c$  reduces to

$$\Gamma_X^c = x_c \alpha \varepsilon_e^2 M_X \equiv \varepsilon_e^2 \gamma_X^c, \quad (120)$$

where  $x_c$  is a numerical factor of order unity. Available current bounds on  $\varepsilon_e$  suggest  $\Gamma_X^c \ll M_X$  [8, 24].

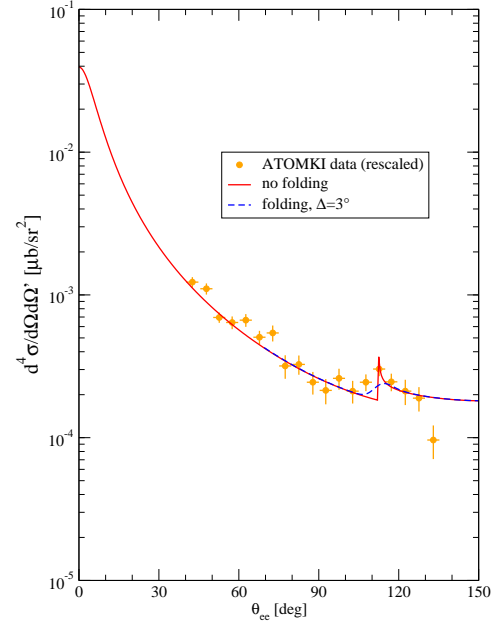


FIG. 16. Example of the folding of the four-fold differential cross section for the process  ${}^3\text{H}(p, e^- e^+){}^4\text{He}$  calculated with the N3LO500/N2LO500 Hamiltonian at an incident proton energy of 0.9 MeV.

As noted in Sec. ID, the condition  $Q^2 = M_X^2$  is satisfied by two different values,  $\epsilon_1$  and  $\epsilon_2$ , of the electron energy, and according to Eq. (16) for  $\epsilon$  close to  $\epsilon_i$  we can approximate  $1/|D_X|^2$  as

$$\frac{1}{|D_X|^2} \rightarrow \frac{\pi}{|\alpha_i|} \frac{1}{\varepsilon_e^2 \gamma_X^c M_X} \delta(\epsilon - \epsilon_i). \quad (121)$$

In such a limit, in the cross section of Eq. (118), the interference and direct terms are proportional to  $\delta(\epsilon - \epsilon_i)$  with the electron energy argument evaluated at  $\epsilon_i$ . It is worthwhile pointing out here that in the direct term proportional to  $R_{XX}$  the dependence on  $\varepsilon_e^2$  is removed (of course, in the present tree-level treatment of the X17 width). It turns out that for  $\varepsilon_e \approx 10^{-3}$  the interference contribution (proportional to  $R_X$ ) is always negligible relative to the direct one.

In order to obtain the four-fold differential cross section, the integration over  $\epsilon$  is carried out numerically for the electromagnetic term, and analytically for the interference and direct terms. We account roughly for the finite angular resolution of the detector employed in the experiment by folding the  $\theta_{ee}$  dependence of this (four-fold) cross section with a normalized Gaussian of width  $\Delta$ . The cross sections plotted in Figs. 5 and 6 have been obtained in this way, using typical values of  $\Delta$  around 3–5°. In Fig. 16, we show an example of a folded and non-folded cross section. In principle, we should have accounted for the finite resolution in the determination of the individual electron and positron angles  $\theta$  and  $\theta'$  (rather than  $\theta_{ee}$ ). However, in this first study we are not concerned with refinements such as this.

## 2. Determining the X17 coupling constants

We now turn our attention to the comparison with the ATOMKI data for the  ${}^3\text{H}(p, e^+e^-){}^4\text{He}$  process at  $E_p = 0.90$  MeV. As noted earlier, the cross section is essentially independent of  $\varepsilon_e$ , but does depend on the mass  $M_X$  and the coupling constants  $\eta_\alpha^c$ . We have taken  $M_X = 17$  MeV, while we have fixed the  $\eta_\alpha^c$  by fitting the ATOMKI data in the peak region (the X17 contribution is negligible for  $\theta_{ee} < 90^\circ$ ) as follows: for  $S$ -exchange, we have determined only  $\eta_0^S$ , and have set  $\eta_z^S = 0$ , since (i) this coupling constant, being proportional to the LEC  $c_5$ , is expected to be much smaller than  $\eta_0^S$ , and (ii) matrix elements of the isovector  $S$  current are much smaller than those of the isoscalar one; for  $P$  exchange, we have determined the single isovector coupling constant  $\eta_z^P$ ; for  $V$  exchange we have taken  $\eta_z^V = -\eta_0^V$  (proto-phobic assumption) and have determined  $\eta_0^V$ ; for  $A$  exchange, we have determined  $\eta_0^A$ , while setting  $\eta_z^A = 0$ , since isoscalar matrix elements of the  $A$  current are much larger than isovector ones, see Figs. 11 and 12. The values of the cou-

TABLE IX. Values of the coupling constants  $\varepsilon_0$  and  $\varepsilon_z$  obtained from the fit of the ATOMKI angular distribution for the two Hamiltonians employed in the present paper. The electromagnetic amplitudes are calculated using the corresponding accompanying electromagnetic currents. The values in boldface have been fixed as discussed in the main text; furthermore,  $M_X = 17$  MeV and  $\varepsilon_e = 10^{-3}$ . The relations between these parameters and the coupling constants  $\eta_\alpha^c$  are given in Eqs. (58), (63), (70), and (87). Note that the proto-phobic condition for the vector case is equivalent to requiring  $3\varepsilon_0 + \varepsilon_z = 0$ .

Case	N3LO500/N2LO500		NV1a/3NIa	
	$\varepsilon_0$	$\varepsilon_z$	$\varepsilon_0$	$\varepsilon_z$
$S$	$0.68 \times 10^0$	<b>0</b>	$0.66 \times 10^0$	<b>0</b>
$P$	–	$4.67 \times 10^0$	–	$3.77 \times 10^0$
$V$	$2.94 \times 10^{-3}$	<b><math>-3\varepsilon_0</math></b>	$2.88 \times 10^{-3}$	<b><math>-3\varepsilon_0</math></b>
$A$	$2.17 \times 10^{-3}$	<b>0</b>	$2.11 \times 10^{-3}$	<b>0</b>

pling constants resulting from the fits<sup>10</sup> are reported in Table IX for the two different Hamiltonian models (and accompanying electromagnetic currents), considered in the present work. Of course, these values depend on the choice of the parameter  $\Delta$  of the Gaussian function used in the folding procedure (see above); those in the table correspond to a  $\Delta$  of  $3^\circ$ . Nevertheless, Table IX indicates that the model dependence is weak; indeed, the only significant difference is for the pseudoscalar case, where the extracted coupling constants differ by nearly 20%. This is probably related to the fact that the contributing RMEs

are suppressed and therefore the dependence on nuclear dynamics is more critical. For the remaining cases, the extracted coupling constants differ by less than 5%. We have made no attempt to estimate the uncertainty coming from the fits to the experimental data.

## 3. Comparing to previous determinations of the X17 coupling constants

Of course, the coupling constants reported in Table IX are rather uncertain (they depend on the specific values assumed for  $M_X$  and  $\varepsilon_e$ , on the uncertainties in the experimental data, etc.). Nevertheless, here we compare them to previous determinations, where available. In Ref. [8] the coupling constants  $\varepsilon_u$  and  $\varepsilon_d$ , entering  $V$  exchange, were obtained by fitting the branching ratio for the  ${}^8\text{Be}$  anomaly, with typical values of the order  $\sim 10^{-3}$ . The values for  $\varepsilon_{u,d} = (\varepsilon_0 \pm \varepsilon_z)/2$  inferred from Table IX are consistent (order of magnitude) with those reported in that work.

For the case of  $A$  exchange, we can compare the results of our fit with the  $\varepsilon_{u,d}$  extracted in Ref. [9] (again, from the  ${}^8\text{Be}$  anomaly); there, they were reported to be of order  $10^{-5}$ – $10^{-4}$ . We find them to be at least one order of magnitude larger than in that work. However, it is worthwhile pointing out that matrix elements of the axial current, in particular its longitudinal component, between the  $0^-$  and  $0^+$  states in helium are suppressed by  $q$  relative to those between the  $1^+$  and  $0^+$  states in beryllium. As a matter of fact, in helium these matrix elements are even smaller than those induced by the axial charge, see curves labeled  $L_0^{110+}$  and  $C_0^{110+}$  in Fig. 12, even though, at least nominally, the latter operator is subleading in the power counting of  $\chi\text{EFT}$ . This suppression might explain why the coupling constants extracted from the helium and beryllium data differ by such a large factor.

For the case of  $P$  exchange, on the other hand, in the analysis of the  ${}^8\text{Be}$  anomaly of Ref. [24] only the isoscalar coupling  $\varepsilon_0$  was considered, which, however, we have ignored, since it is expected to be suppressed in the chiral counting. The exchange of a scalar X17 was already excluded by the analysis of the  ${}^8\text{Be}$  anomaly in Refs. [8, 24]; we have been unable to find any estimates in literature.

We conclude that both the  ${}^8\text{Be}$  and  ${}^4\text{He}$  anomalies can be explained simultaneously by the exchange of a proto-phobic vector X17. For an axial X17 exchange, the coupling constants appear to be inconsistent with each other, proviso the cautionary note above. A pseudoscalar X17 exchange also seems to be excluded, although this conclusion relies on taking into account only the LO isovector current, which has small matrix elements between the dominant isoscalar  $0^-$  resonance in the scattering state and the  ${}^4\text{He}$  ground state. In order to clarify the present confused situation, we believe it would be very helpful to have more accurate measurements of these pair-production cross sections, by performing experimen-

<sup>10</sup> There are 19 data points; however, one of these points is excluded from the fit, since it is used for rescaling the experimental cross sections in the region of small  $\theta_{ee}$ .

tal studies in a wider range of energy and  $e^+e^-$  angles, as outlined in Sec. IE.

### ACKNOWLEDGMENTS

We wish to thank A.J. Krasznahorkay and members of the  $n$ -TOF experimental group for many useful discussions. The work of R.S. is supported by the U.S. Department of Energy, Office of Nuclear Science, under contract DE-AC05-06OR23177. The calculations were made possible by grants of computing time from the National Energy Research Supercomputer Center (NERSC) and from the Italian National Supercomputing Center CINECA. We also gratefully acknowledge the support of the INFN-Pisa computing center.

### Appendix A: Chiral Lagrangians

The QCD Lagrangian  $\mathcal{L}_q(x)$  in the  $SU(2)$  formulation with up and down quark flavors and including couplings to external scalar, pseudoscalar, and vector sources is written as

$$\begin{aligned} \mathcal{L}_q(x) = & \mathcal{L}_q^0(x) + \bar{q}(x) \gamma^\mu \left[ v_\mu(x) + \frac{1}{3} v_\mu^s(x) \right] q(x) \\ & - \bar{q}(x) [s(x) - i\gamma^5 p(x)] q(x), \end{aligned} \quad (\text{A1})$$

where  $\mathcal{L}_q^0(x)$  is the Lagrangian for massless quarks,  $q(x)$  is the two-component flavor vector

$$q(x) = \begin{bmatrix} u(x) \\ d(x) \end{bmatrix}, \quad (\text{A2})$$

and  $u(x)$  and  $d(x)$  are the up and down quark fields, respectively. The external scalar, pseudoscalar, and vector sources  $s(x)$ ,  $p(x)$ , and  $v_\mu(x)$  have the flavor (or isospin) structure

$$s(x) = \sum_{i=0}^3 \tau_i s_i(x), \quad p(x) = \sum_{i=0}^3 \tau_i p_i(x), \quad (\text{A3})$$

and

$$v_\mu(x) = \sum_{i=1}^3 \tau_i v_{\mu,i}(x), \quad (\text{A4})$$

where  $\tau_0$  is the identity matrix (in isospin space) and  $\tau_i$  are standard Pauli matrices. The external (isoscalar) vector source  $v_\mu^s(x)$  is multiplied by the identity matrix  $\tau_0$ . Quark masses are reintroduced as part of the scalar source  $s(x) = M_q + \dots$  via

$$M_q = \begin{pmatrix} m_u & 0 \\ 0 & m_d \end{pmatrix} = m_q \tau_0 + \delta m_q \tau_3, \quad (\text{A5})$$

where  $m_q = (m_u + m_d)/2$  and  $\delta m_q = (m_u - m_d)/2$ , and  $m_u$  and  $m_d$  are the up- and down-quark mass, respectively.

The chiral Lagrangian  $\mathcal{L}_\chi(x)$  consists of terms  $\mathcal{L}_{\pi\pi}(x)$  and  $\mathcal{L}_{\pi N}(x)$  describing, respectively, the interactions of pions and those of pions with nucleons. These terms have the expansions

$$\begin{aligned} \mathcal{L}_{\pi\pi}(x) &= \mathcal{L}_{\pi\pi}^{(2)}(x) + \dots, \\ \mathcal{L}_{\pi N}(x) &= \mathcal{L}_{\pi N}^{(1)}(x) + \mathcal{L}_{\pi N}^{(2)}(x) + \dots, \end{aligned} \quad (\text{A6})$$

where

$$\begin{aligned} \mathcal{L}_{\pi\pi}^{(2)} &= \frac{f_\pi^2}{4} \langle \nabla_\mu U^\dagger \nabla^\mu U + \chi^\dagger U + \chi U^\dagger \rangle, \\ \mathcal{L}_{\pi N}^{(1)} &= \bar{N} \left( i\gamma^\mu D_\mu - m_N \tau_0 + \frac{g_A}{2} \gamma^\mu \gamma^5 u_\mu \right) N, \\ \mathcal{L}_{\pi N}^{(2)} &= \bar{N} \left( c_1 \langle \chi_+ \rangle + \dots + c_5 \hat{\chi} + \frac{\kappa_z}{8 m_N} \sigma^{\mu\nu} F_{\mu\nu}^+ \right. \\ &\quad \left. + \frac{\kappa_0}{4 m_N} \sigma^{\mu\nu} F_{\mu\nu}^s + \dots \right) N, \end{aligned} \quad (\text{A7})$$

where  $f_\pi \approx 92.4$  MeV is the pion decay constant,  $g_A = 1.26$  is the nucleon axial coupling constant,  $m_N$  is the nucleon mass,  $\langle \dots \rangle$  denotes a trace over isospin, and  $\hat{\chi} = \chi - \langle \chi \rangle / 2$ . The isotriplet of pion fields is denoted below with  $\boldsymbol{\pi}(x)$ , while the isodoublet nucleon field  $N(x)$  is given by

$$N(x) = \begin{bmatrix} p(x) \\ n(x) \end{bmatrix}. \quad (\text{A8})$$

In the previous expressions we have omitted terms not relevant in the present work; the complete  $\mathcal{L}_{\pi\pi}^{(4)}$  can be found in Ref. [85], and the complete  $\mathcal{L}_{\pi N}^{(2)}$  and successive term in Ref. [86]. Here, we adopt the notation and conventions of this latter work for the various fields and covariant derivatives, which we summarize below:

$$\begin{aligned} U &= 1 + \frac{i}{f_\pi} \boldsymbol{\tau} \cdot \boldsymbol{\pi} - \frac{1}{2f_\pi^2} \boldsymbol{\pi}^2 + \dots, \\ \nabla_\mu U &= \partial_\mu U - i r_\mu U + i U \ell_\mu, \\ u &= \sqrt{U}, \\ D_\mu N &= (\partial_\mu + \Gamma_\mu - i v_\mu^s) N, \\ u_\mu &= i(u^\dagger \partial_\mu u - u \partial_\mu u^\dagger) + u^\dagger r_\mu u - u \ell_\mu u^\dagger, \\ \Gamma_\mu &= \frac{1}{2}(u^\dagger \partial_\mu u + u \partial_\mu u^\dagger) - \frac{i}{2}(u^\dagger r_\mu u + u \ell_\mu u^\dagger), \\ \chi_\pm &= u^\dagger \chi u^\dagger \pm u \chi^\dagger u, \\ F_{\mu\nu}^\pm &= u^\dagger F_{\mu\nu}^R u \pm u F_{\mu\nu}^L u^\dagger. \end{aligned} \quad (\text{A9})$$

For the cases of interest in the present work, we have

$$\begin{aligned} r_\mu &= \ell_\mu = v_\mu, \quad \chi = 2 B_c (s + ip), \\ F_{\mu\nu}^R &= F_{\mu\nu}^L = \partial_\mu v_\nu - \partial_\nu v_\mu - i [v_\mu, v_\nu], \\ F_{\mu\nu}^s &= \partial_\mu v_\nu^s - \partial_\nu v_\mu^s. \end{aligned} \quad (\text{A10})$$

The parameters  $B_c$ ,  $c_1$ , etc., entering the Lagrangians are the so-called low energy constants (LECs), to be determined from experimental data and/or (possibly) lattice QCD calculations.

The nucleon and pion fields (in interaction picture) read

$$N_t(x) = \sum_{\mathbf{p}s} \frac{1}{\sqrt{\Omega}} \left[ b_{\mathbf{p}st} u_{\mathbf{p}s} e^{-ip \cdot x} + d_{\mathbf{p}st}^\dagger v_{\mathbf{p}s} e^{ip \cdot x} \right],$$

$$\pi_a(x) = \sum_{\mathbf{k}} \frac{1}{\sqrt{2\omega_k \Omega}} \left[ a_{\mathbf{k}a} e^{-ik \cdot x} + a_{\mathbf{k}a}^\dagger e^{ik \cdot x} \right], \quad (\text{A11})$$

where the various momenta are discretized by assuming periodic boundary conditions in a box of volume  $\Omega$ ,  $b_{\mathbf{p}st}$  and  $d_{\mathbf{p}st}$  are the annihilation operators of, respectively, a nucleon and antinucleon having spin and isospin projections  $s$  and  $t$  ( $t = 1/2$  for a proton and  $t = -1/2$  for a neutron),  $u$  and  $v$  are the corresponding Dirac spinors with the (non-standard) normalization  $u^\dagger u = v^\dagger v = 1$ , and  $a_{\mathbf{k}a}$  is the annihilation operator of a pion of isospin projection  $a$ .

- 
- [1] M. Battaglieri *et al.*, in *U.S. Cosmic Visions: New Ideas in Dark Matter* (2017) arXiv:1707.04591 [hep-ph].
- [2] G. Bertone and D. Hooper, *Rev. Mod. Phys.* **90**, 045002 (2018).
- [3] A. J. Krasznahorkay *et al.*, *Phys. Rev. Lett.* **116**, 042501 (2016), arXiv:1504.01527 [nucl-ex].
- [4] M. Pospelov, A. Ritz, and M. Voloshin, *Physics Letters B* **662**, 53 (2008).
- [5] D. Banerjee *et al.* (NA64), *Phys. Rev. Lett.* **120**, 231802 (2018), arXiv:1803.07748 [hep-ex].
- [6] J. Batley *et al.* (NA48/2), *Phys. Lett. B* **746**, 178 (2015), arXiv:1504.00607 [hep-ex].
- [7] S. Andreas, O. Lebedev, S. Ramos-Sanchez, and A. Ringwald, *J. High Energ. Phys.* **2010**, 3 (2010), arXiv:1005.3978 [hep-ph].
- [8] J. L. Feng, B. Fornal, I. Galon, S. Gardner, J. Smolinsky, T. M. P. Tait, and P. Tanedo, *Phys. Rev. Lett.* **117**, 071803 (2016), arXiv:1604.07411 [hep-ph].
- [9] J. Kozaczuk, D. E. Morrissey, and S. Stroberg, *Phys. Rev. D* **95**, 115024 (2017), arXiv:1612.01525 [hep-ph].
- [10] A. Krasznahorkay *et al.*, (2019), arXiv:1910.10459 [nucl-ex].
- [11] J. L. Feng, T. M. Tait, and C. B. Verhaaren, *Phys. Rev. D* **102**, 036016 (2020), arXiv:2006.01151 [hep-ph].
- [12] X. Zhang and G. A. Miller, *Physics Letters B* **813**, 136061 (2021), arXiv:2008.11288 [hep-ph].
- [13] S. Andreas, C. Niebuhr, and A. Ringwald, *Phys. Rev. D* **86**, 095019 (2012).
- [14] E. M. Riordan, M. W. Krasny, K. Lang, P. de Barbaro, A. Bodek, S. Dasu, N. Varelas, X. Wang, R. Arnold, D. Benton, P. Bosted, L. Clogher, A. Lung, S. Rock, Z. Szalata, B. W. Filippone, R. C. Walker, J. D. Bjorken, M. Crisler, A. Para, J. Lambert, J. Button-Shafer, B. Debebe, M. Frodyma, R. S. Hicks, G. A. Peterson, and R. Gearhart, *Phys. Rev. Lett.* **59**, 755 (1987).
- [15] A. Anastasi *et al.*, *Phys. Lett. B* **750**, 633 (2015), arXiv:1509.00740 [hep-ex].
- [16] B. Abi *et al.* (Muon g-2), *Phys. Rev. Lett.* **126**, 141801 (2021), arXiv:2104.03281 [hep-ex].
- [17] P. Fayet, *Phys. Rev. D* **75**, 115017 (2007).
- [18] L. Morel, Z. Yao, P. Cladé, and S. Guellati-Khélifa, *Nature* **588**, 61 (2020).
- [19] X. Zhang and G. A. Miller, *Phys. Lett. B* **773**, 159 (2017), arXiv:1703.04588 [nucl-th].
- [20] U. Ellwanger and S. Moretti, *J. High Energ. Phys.* **2016**, 39 (2016), arXiv:1609.01669 [hep-ph].
- [21] J. A. Dror, R. Lasenby, and M. Pospelov, *Phys. Rev. Lett.* **119**, 141803 (2017), arXiv:1705.06726 [hep-ph].
- [22] L. Delle Rose, S. Khalil, and S. Moretti, *Phys. Rev. D* **96**, 115024 (2017), arXiv:1704.03436 [hep-ph].
- [23] L. Delle Rose, S. Khalil, S. J. King, S. Moretti, and A. M. Thabt, *Phys. Rev. D* **99**, 055022 (2019), arXiv:1811.07953 [hep-ph].
- [24] L. Delle Rose, S. Khalil, S. J. King, and S. Moretti, *Front. in Phys.* **7**, 73 (2019), arXiv:1812.05497 [hep-ph].
- [25] J. Bordes, H.-M. Chan, and S. T. Tsou, *Int. J. Mod. Phys. A* **34**, 1950140 (2019), arXiv:1906.09229 [hep-ph].
- [26] C. H. Nam, *Eur. Phys. J. C* **80**, 231 (2020), arXiv:1907.09819 [hep-ph].
- [27] D. Kirpichnikov, V. E. Lyubovitskij, and A. S. Zhevlakov, *Phys. Rev. D* **102**, 095024 (2020), arXiv:2002.07496 [hep-ph].
- [28] P. Fayet, *Physical Review D* **103**, 035034 (2021), arXiv:2010.04673 [hep-ph].
- [29] B. Fornal, *Int. J. Mod. Phys. A* **32**, 1730020 (2017), arXiv:1707.09749 [hep-ph].
- [30] A. M. Baldini *et al.* (MEG II), *Eur. Phys. J. C* **78**, 380 (2018), arXiv:1801.04688 [physics.ins-det].
- [31] J. Balewski *et al.* (2014), arXiv:1412.4717 [physics.ins-det].
- [32] C. Ahdida *et al.* (SHiP), (2020), arXiv:2010.11057 [hep-ex].
- [33] E. Kou, P. Urquijo, W. Altmannshofer, *et al.* (Belle-II), *Prog. Theor. Exp. Phys.* **2019**, 123C01 (2019), [Erratum: *PTEP* **2020**, 029201 (2020)], arXiv:1808.10567 [hep-ex].
- [34] D. Banerjee, J. Bernhard, V. E. Burtsev, A. G. Chumakov, D. Cooke, P. Crivelli, E. Depero, A. V. Dermenev, S. V. Donskov, R. R. Dusaev, T. Enik, N. Charitonidis, A. Feshchenko, V. N. Frolov, A. Gardikiotis, S. G. Gerassimov, S. N. Gninenko, M. Hösgen, M. Jeckel, V. A. Kachanov, A. E. Karneyeu, G. Kekelidze, B. Ketzer, D. V. Kirpichnikov, M. M. Kirsanov, V. N. Kolosov, I. V. Konorov, S. G. Kovalenko, V. A. Kramarenko, L. V. Kravchuk, N. V. Krasnikov, S. V.



- Kuleshov, V. E. Lyubovitskij, V. Lysan, V. A. Matveev, Y. V. Mikhailov, L. Molina Bueno, D. V. Peshekhonov, V. A. Polyakov, B. Radics, R. Rojas, A. Rubbia, V. D. Samoylenko, D. Shchukin, V. O. Tikhomirov, I. Tlisova, D. A. Tlisov, A. N. Toropin, A. Y. Trifonov, B. I. Vasilishin, G. Vasquez Arenas, P. V. Volkov, V. Y. Volkov, and P. Ulloa (The NA64 Collaboration), *Phys. Rev. D* **101**, 071101 (2020).
- [35] D. R. Tilley, H. R. Weller, and G. M. Hale, *Nucl. Phys. A* **541**, 1 (1992).
- [36] P. Kálmán and T. Keszthelyi, *Eur. Phys. J. A* **56**, 205 (2020), arXiv:2005.10643 [nucl-th].
- [37] A. Aleksejevs, S. Barkanova, Y. G. Kolomensky, and B. Sheff, (2021), arXiv:2102.01127 [hep-ph].
- [38] B. Koch, *Nucl. Phys. A* **1008**, 122143 (2021), arXiv:2003.05722 [hep-ph].
- [39] M. Viviani, L. Girlanda, A. Kievsky, and L. E. Marcucci, *Phys. Rev. C* **102**, 034007 (2020), arXiv:2003.14059 [nucl-th].
- [40] D. Entem and R. Machleidt, *Phys. Rev. C* **68**, 041001 (2003), arXiv:nucl-th/0304018.
- [41] R. Machleidt and D. R. Entem, *Phys. Rept.* **503**, 1 (2011), arXiv:1105.2919 [nucl-th].
- [42] E. Epelbaum, A. Nogga, W. Gloeckle, H. Kamada, U.-G. Meissner, and H. Witala, *Phys. Rev. C* **66**, 064001 (2002), arXiv:0208023 [nucl-th].
- [43] M. Piarulli, L. Girlanda, R. Schiavilla, A. Kievsky, A. Lovato, L. E. Marcucci, S. C. Pieper, M. Viviani, and R. B. Wiringa, *Phys. Rev. C* **94**, 054007 (2016), arXiv:1606.06335 [nucl-th].
- [44] M. Piarulli *et al.*, *Phys. Rev. Lett.* **120**, 052503 (2018), arXiv:1707.02883 [nucl-th].
- [45] S. Pastore, R. Schiavilla, and J. L. Goity, *Phys. Rev. C* **78**, 064002 (2008), arXiv:0810.1941 [nucl-th].
- [46] S. Pastore, L. Girlanda, R. Schiavilla, M. Viviani, and R. Wiringa, *Phys. Rev. C* **80**, 034004 (2009), arXiv:0906.1800 [nucl-th].
- [47] S. Pastore, L. Girlanda, R. Schiavilla, and M. Viviani, *Phys. Rev. C* **84**, 024001 (2011), arXiv:1106.4539 [nucl-th].
- [48] S. Koelling, E. Epelbaum, H. Krebs, and U.-G. Meissner, *Phys. Rev. C* **80**, 045502 (2009), arXiv:0907.3437 [nucl-th].
- [49] S. Koelling, E. Epelbaum, H. Krebs, and U.-G. Meissner, *Phys. Rev. C* **84**, 054008 (2011), arXiv:1107.0602 [nucl-th].
- [50] M. Piarulli, L. Girlanda, L. E. Marcucci, S. Pastore, R. Schiavilla, and M. Viviani, *Phys. Rev. C* **87**, 014006 (2013), arXiv:1212.1105 [nucl-th].
- [51] R. Schiavilla *et al.*, *Phys. Rev. C* **99**, 034005 (2019), arXiv:1809.10180 [nucl-th].
- [52] S. Bacca and S. Pastore, *J. Phys. G* **41**, 123002 (2014), arXiv:1407.3490 [nucl-th].
- [53] J. Carlson, S. Gandolfi, F. Pederiva, S. C. Pieper, R. Schiavilla, K. E. Schmidt, and R. B. Wiringa, *Rev. Mod. Phys.* **87**, 1067 (2015), arXiv:1412.3081 [nucl-th].
- [54] L. E. Marcucci, F. Gross, M. T. Pena, M. Piarulli, R. Schiavilla, I. Sick, A. Stadler, J. W. Van Orden, and M. Viviani, *J. Phys. G* **43**, 023002 (2016), arXiv:1504.05063 [nucl-th].
- [55] J. E. Perry and S. J. Bame, *Phys. Rev.* **99**, 1368 (1955).
- [56] K. I. Hahn, C. R. Brune, and R. W. Kavanagh, *Phys. Rev. C* **51**, 1624 (1995).
- [57] R. S. Canon, S. O. Nelson, K. Sabourov, E. Wulf, H. R. Weller, R. M. Prior, M. Spraker, J. H. Kelley, and D. R. Tilley, *Phys. Rev. C* **65**, 044008 (2002).
- [58] R. J. Komar, H.-B. Mak, J. R. Leslie, H. C. Evans, E. Bonvin, E. D. Earle, and T. K. Alexander, *Phys. Rev. C* **48**, 2375 (1993).
- [59] A. Kievsky, S. Rosati, M. Viviani, L. Marcucci, and L. Girlanda, *J. Phys. G* **35**, 063101 (2008), arXiv:0805.4688 [nucl-th].
- [60] L. E. Marcucci, J. Dohet-Eraly, L. Girlanda, A. Gnech, A. Kievsky, and M. Viviani, *Front. in Phys.* **8**, 69 (2020), arXiv:1912.09751 [nucl-th].
- [61] R. Schiavilla, V. R. Pandharipande, and D.-O. Riska, *Phys. Rev. C* **40**, 2294 (1989).
- [62] C. Gustavino *et al.*, PRIN2020.0004062.26-01-2021, unpublished (2021).
- [63] M. Sabaté-Gilarte *et al.*, *Eur. Phys. J. A* **53**, 210 (2017).
- [64] A. J. Krasznahorkay *et al.*, in preparation (2021).
- [65] A. Baroni *et al.*, *Phys. Rev. C* **98**, 044003 (2018), arXiv:1806.10245 [nucl-th].
- [66] M. Viviani, A. Deltuva, R. Lazauskas, J. Carbonell, A. Fonseca, A. Kievsky, L. E. Marcucci, and S. Rosati, *Phys. Rev. C* **84**, 054010 (2011), arXiv:1109.3625 [nucl-th].
- [67] M. Viviani, A. Deltuva, R. Lazauskas, A. Fonseca, A. Kievsky, and L. E. Marcucci, *Phys. Rev. C* **95**, 034003 (2017), arXiv:1610.09140 [nucl-th].
- [68] S. Kegel *et al.*, in preparation (2021).
- [69] M. Piarulli, L. Girlanda, L. Marcucci, S. Pastore, R. Schiavilla, and M. Viviani, *PoS Bormio2014*, 040 (2014).
- [70] J. D. Walecka, *Theoretical Nuclear and Subnuclear Physics* (Oxford University Press, New York, 1995).
- [71] L. E. Marcucci, R. Schiavilla, M. Viviani, A. Kievsky, S. Rosati, and J. F. Beacom, *Phys. Rev. C* **63**, 015801 (2001), arXiv:nucl-th/0006005.
- [72] A. Edmonds, *Angular Momentum in Quantum Mechanics* (Princeton University Press, Princeton, 1957).
- [73] A. J. F. Siegert, *Phys. Rev.* **52**, 787 (1937).
- [74] M. E. Peskin and D. V. Schroeder, *An Introduction to quantum field theory* (Addison-Wesley, Reading, USA, 1995).
- [75] S. Scherer and M. R. Schindler, (2005), arXiv:hep-ph/0505265.
- [76] J. Green, N. Hasan, S. Meinel, M. Engelhardt, S. Krieg, J. Laeuchli, J. Negele, K. Orginos, A. Pochinsky, and S. Syritsyn, *Phys. Rev. D* **95**, 114502 (2017), arXiv:1703.06703 [hep-lat].
- [77] S. Weinberg, *The Quantum Theory of Fields* (Cambridge University Press, New York, 1995).
- [78] M. Hoferichter, J. Ruiz de Elvira, B. Kubis, and U.-G. Meißner, *Phys. Rept.* **625**, 1 (2016), arXiv:1510.06039 [hep-ph].
- [79] J. Bsaisou, U.-G. Meißner, A. Nogga, and A. Wirzba, *Annals Phys.* **359**, 317 (2015), arXiv:1412.5471 [hep-ph].
- [80] S. Borsanyi *et al.*, *Science* **347**, 1452 (2015), arXiv:1406.4088 [hep-lat].
- [81] A. Walker-Loud, *PoS LATTICE2013*, 013 (2014), arXiv:1401.8259 [hep-lat].

- [82] S. Aoki *et al.* (Flavour Lattice Averaging Group), (2019), arXiv:1902.08191 [hep-lat].
- [83] A. Crivellin, M. Hoferichter, and M. Procura, Phys. Rev. D **89**, 054021 (2014), arXiv:1312.4951 [hep-ph].
- [84] J. Ruiz de Elvira, M. Hoferichter, B. Kubis, and U.-G. Meißner, J. Phys. G **45**, 024001 (2018), arXiv:1706.01465 [hep-ph].
- [85] J. Gasser and H. Leutwyler, Annals Phys. **158**, 142 (1984).
- [86] N. Fettes, U.-G. Meißner, M. Mojzis, and S. Steininger, Annals Phys. **283**, 273 (2000), [Erratum: Annals Phys. 288, 249–250 (2001)], arXiv:hep-ph/0001308.