

Exporters' reaction to positive foreign demand shocks*

Asier Minondo[†]

November 4, 2022

Abstract

I use the quasi-natural experiment of the 2018 African swine fever (ASF) outbreak in China to analyze swine exporters' reaction to a foreign market's positive demand shock. I use the universe of Spanish firms' export transactions to China and other countries, and compare the performance of swine and other exporters before and after the ASF. The ASF increased Spanish swine exporters' sales to China three times. Swine exporters did not increase exported product portfolio or export revenue concentration in their best-performing products in China after the ASF. The increase in exports to China positively impacted export revenue and survival in third markets. This positive impact was especially intense for small swine exporters.

JEL: F10, F14

Keywords: exporting firms, positive demand shock, China, Spain, swine.

*I benefited enormously from conversations with Guillem Buset, Elena M. Cores, Daniel de Miguel, María Naranjo, and Diego Rodríguez about the swine sector. I also thank Francisco Requena's comments and suggestions. I acknowledge the Department of Customs and Excise of the Spanish Tax Agency (AEAT) and the Spanish Chamber of Commerce for providing customs data. I also gratefully acknowledge the financial support from the Spanish Ministry of Science, Innovation and Universities (RTI2018-100899-B-I00, co-financed with FEDER) and the Basque Government Department of Education, Language Policy and Culture (IT885-16).

[†]Deusto Business School, University of Deusto, Camino de Mundaiz 50, 20012 Donostia - San Sebastián (Spain). Email: aminondo@deusto.es

1 Introduction

Exporters operate in an unstable environment. Tariff and non-tariff barrier changes, exchange rate shifts, transport cost variations, demand swings, and new competitors oblige exporters to regularly revise their decisions on how much to sell, how many products to offer, and what countries to serve. Firms' responses to these changes must be accurately identified because they reveal exporters' operating costs abroad, the magnitude of their market power, and the extent to which foreign shocks can spread to local markets.

This paper uses a quasi-natural experiment to identify how a foreign market's unanticipated positive demand shock, namely, the 2018 African swine fever (ASF) outbreak in China, changed exporters' behavior. The Chinese government ordered the slaughtering of a large share of the hog population to arrest the spread of the ASF, triggering an increase in demand for swine imports. The ASF outbreak in China affected swine product exports only and thus enables to employ a difference-in-differences strategy to evaluate how the ASF outbreak changed swine exporters' behavior relative to that of other exporters to China.

Using data on the universe of Spanish firms' export transactions with China and other countries, I document that the ASF significantly increased Spanish swine exports to China. This increase stemmed from a large rise in exported quantities and moderate price growth. The phenomenon was unaccompanied by a broadening of swine exporters' product portfolio offered to China and increased export revenue concentration in firms' best-performing products. The ASF also reduced swine exporters' hazard of ceasing to export to China.

The ASF's positive effect on export revenue and its absence of influence on the number of exported products, and the skewness of sales are consistent with an environment where firms sell homogeneous products, have similar costs across products, and experience a demand increase that is symmetric across products. First, slaughtered hogs are homogeneous products whose prices are referenced to auctions in wholesale markets.¹ Second, marginal costs are similar across products because producers simultaneously obtain different swine products (e.g., carcasses, hams, shoulders, and offal) at the slaughtering and cutting processes. Third, the range of swine products obtained after slaughtering and cutting is the same for all producers.² Finally, the increase in demand from China after the ASF was fairly symmetric across the products that swine exporters were selling to China before the ASF.³ In this context, an increase in demand for swine products will raise prices, triggering an in-

¹For example, prices in Spain are referenced to weekly auctions at Mercolleida. Rauch (1999) also classifies swine as a homogeneous product because it is traded on organized exchanges.

²As explained in detail in Section 2, non-swine products represent a small share of swine firms' export revenue.

³The correlation between the rankings of the exported swine products before and after the ASF was 0.85.

crease in slaughtered hogs. Differences in profit rates between products will not affect export revenue distribution and exported product range because of similar marginal costs. These variables will be governed only by the product specific increase in demand from China. If the demand rises symmetrically, then revenue distribution or product range will not change.

Another important finding is that Spanish swine exporters increased their export revenue in third markets after the ASF. This increase suggests that the increase in exports to China enabled swine exporters to ease a constraint that affected exports to other destinations. I provide evidence that this constraint was related to swine exporters' freezing capacity. Most of swine products that Spain ships to China are frozen. Due to the increased exports to China triggered by the ASF, Spanish exporters raised their freezing capacity. This situation eased the constraints of offering frozen swine products to other markets. I show that exports of frozen swine products to third markets increased more than non-frozen swine products after the ASF. Furthermore, the constraint is expected to be more salient for small swine exporters, given their less internal funds and external credit access to finance investments. Consistent with this argument, I find that the positive effect of the ASF on frozen swine products' exports in third markets concentrated on small swine exporters.

I also explore the existence of within-firm mechanisms linking foreign markets on the extensive margin. [Albornoz et al. \(2021\)](#) argued that firms may incur fixed operating costs abroad, which are independent of the number of markets served by the firm. Thus, export revenue increase after the ASF is expected to cover these fixed costs and reduce the probability of ceasing to export to other foreign markets. Similarly, the positive effect of the ASF would be noticeable for small exporters because they generate less export revenue to cover the export fixed costs than large exporters. In line with this argument, I find that the ASF significantly reduced the risk of ceasing to export to third markets for small swine exporters only. Furthermore, the ASF strongly impacted small swine exporters whose export revenue before the ASF relied heavily on the Chinese market.

This study makes two contributions to the literature that analyzes the effect of foreign market demand shocks on exporters' behavior. First, contrary to [Mayer et al. \(2020\)](#), I find that an increase in a foreign market's demand did not enable exporters to broaden their exported products portfolios and skew their sales toward their best-performing products. This result indicates that the characteristics of goods affected by a demand shock may determine exporters' responses to a demand increase. [Mayer et al. \(2020\)](#) focused on manufactures and assumed a monopolistically competitive market structure, productivity heterogeneity across firms and products within a firm, and price elasticity of demand that decreased with quantity consumed. In this environment, firms respond to foreign demand increase extending

exported product range and augmenting the revenue share of their lowest-cost products. In contrast, swine exporters sell homogeneous products that share similar marginal costs. A positive demand shock does not change export revenue distribution or product range when the increase in demand is symmetric across products.

Second, previous studies analyzed the interplay between domestic market demand shock and foreign market sales and between foreign market demand shock and domestic sales (Vannoorenberghe, 2012; Blum et al., 2013; Berman et al., 2015; Almunia et al., 2021). I contribute to the literature analyzing how foreign market demand shock affects other foreign market sales.⁴ I reveal that an unanticipated positive demand shock in a market increases export revenue in third markets. Furthermore, high foreign market sales reduce the risk of exiting other foreign markets. These findings reveal the existence of within-firm mechanisms that transmit a foreign market shock to other foreign markets. One mechanism is related to the availability of export specific equipment. The positive demand shock from China led swine exporters to enhance their freezing capacity, which eased a constraint of selling frozen products to China and other markets. Another mechanism is the existence of fixed export costs that are unrelated to the number of markets served by the firm. I provide evidence supporting the existence of these mechanisms and show that they are relevant to small exporters as expected.

This paper is structured as follows. Section 2 describes the ASF outbreak in China, its impact on China’s swine imports, and the evolution of Spanish swine exports to China. Section 3 introduces the difference-in-differences regression equation and presents the results on the impact of ASF on Spanish swine exporters’ behavior in China and third markets. Lastly, Section 4 concludes.

2 African swine fever outbreak in China and response of Spanish exporters

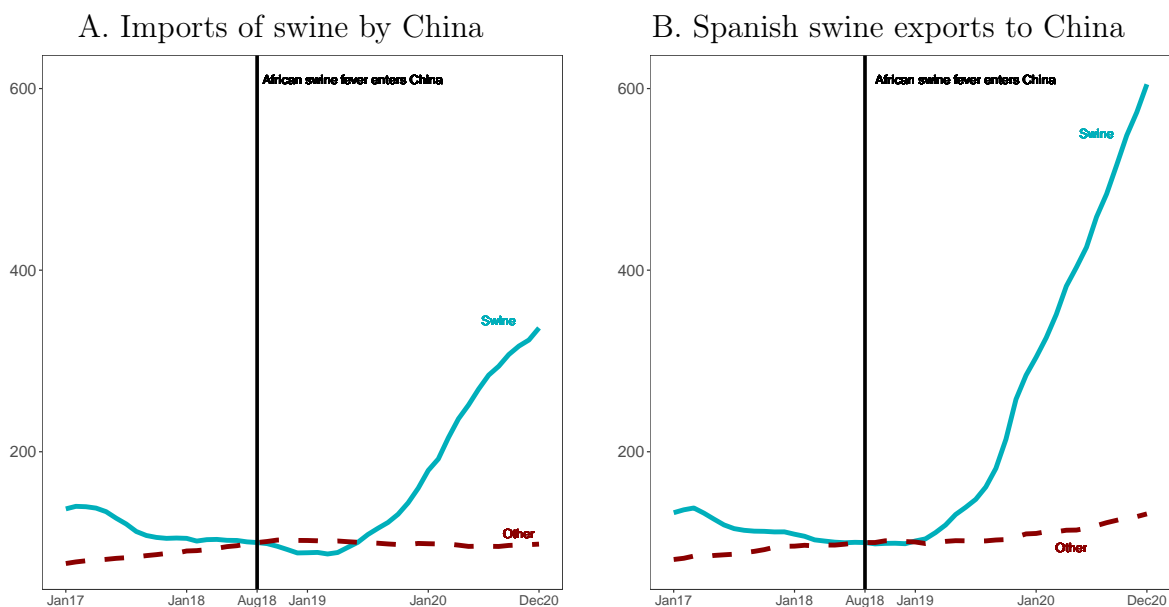
The ASF is a highly contagious and deadly viral disease that affects domestic and wild pigs. The first ASF outbreak in China was reported on August 1, 2018, on a pig farm in Shenyang (Ma et al., 2020). The virus spread from this city in the northern province of Liaoning to the rest of the country. According to the Food and Agricultural Organization of the United Nations (FAO), the pig population in China declined by 27%, from 434 million in 2018 to 316 million in 2019. China notified 27 ASF outbreaks to the World Organization of Animal

⁴This paper follows Aranguren et al. (2021) who analyzed the correlation between export revenue changes in a firm’s top market and the export revenue in its remainder foreign markets.

Health in 2020, indicating that the ASF outbreak had not been completely eradicated.⁵

In 2017, the year before the ASF outbreak, China had the largest stock of pigs in the world, that is, at 442 million heads, which was significantly higher than those of the next countries in the ranking: the US (73 million), Brazil (41 million), and Spain (30 million).⁶ The reduced pig population due to the ASF triggered a raise in the price of pork. According to the Chinese Ministry of Agriculture and Rural Affairs the wholesale price of pork rose by 236%, from a minimum of 15.6 RMB/kg in May 21, 2018, to a maximum of 52.4 RMB/kg in November 1, 2019. By the end of 2020, the price of pork remained high relative to the pre-ASF period, that is, at 32.9 RMB/kg.⁷

Figure 1: Trade in swine before and after the ASF, 2017-2020
August 2018=100



Source: author’s own elaboration based on Comtrade, China Customs, and Spanish Customs. Note: The value of trade for each month is the sum of the value of trade for that month and the previous 11 months. Swine covers all the CN 4-digit and 6-digit products included in Table A1. CN 8-digit products are not included, because Comtrade and China Customs do not provide data with this level of disaggregation.

The ASF also caused a substantial increase in the swine product import. Panel A of Figure 1 reports China’s monthly imports of swine products (hereafter, swine) between January 2017 and December 2020. Table A1 in the Appendix identifies all products included in the Combined Nomenclature (CN) classification that are related to swine. A 12-month moving average of imports is calculated to avoid the noise introduced by the monthly data.

⁵Information on the notified ASF outbreaks is available at: <http://www.oie.int>

⁶Data from FAO are available at: <http://www.fao.org/faostat/en/#data>.

⁷<http://www.thepigsite.com/news/2020/12/chinese-pork-prices-rise-a-little-despite-herd-recovery>

For example, the value corresponding to January 2017 is the sum of the value of imports in that month and the previous 11 months. The value of imports in August 2018 is set to 100, during which the first ASF case was reported in China. China's swine imports were decreasing from the pre-ASF period to March 2019. However, between that month and December 2020, swine imports increased by more than three times. The figure indicates that the ASF provoked a change in China's trend of swine imports from 2019 onward. Contrarily, imports of other products were rising before the ASF, but began to fall since the beginning of 2019.

Panel B of Figure 1 shows the evolution of Spanish export of swine and other products to China between 2017 and 2020. Similar to panel A, a moving 12-month value of exports is calculated and the value of exports in August 2018 is set to 100. Spain's pre-ASF swine exports to China were decreasing, but increased by six times after the ASF. The increase in Spain's swine exports to China was much larger than in China's swine imports. As in panel A, Spain's swine exports to China began to grow from 2019 onward, that is, a few months after the first reported ASF outbreak. Contrary to swine, other exports were mildly increasing before the ASF, stagnated between August 2018 and March 2019, and moderately increased again afterward.

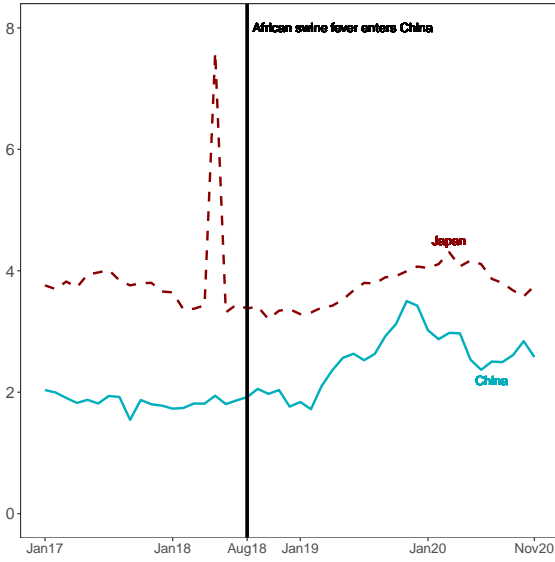
Spain was China's top swine supplier in 2020, accounting for 24% of China's total swine imports, followed by the US (16%), Germany (12%), and Brazil (12%). China also became the top destination of Spain's swine exports in 2020, accounting for 47% of Spain's total swine exports, followed by France (9%), Japan (7%), and Italy (6%). Swine also became Spain's top exported product to China in 2020, accounting for 37% of its total exports to this country.

Figure 2 shows the price evolution of the four 8-digit CN swine products that experienced the largest absolute increase in exports from Spain to China after the ASF. Export prices are calculated by dividing the value of exports (free on board) by the exported kilograms. I also present the export prices for Japan, which is located at a similar distance from Spain as China and is also an important market for Spanish swine exporters. Export prices for China since the ASF outbreak increase for all products. Moreover, the export price for Japan is higher than that for China. This finding may be explained by Japan's greater GDP per capita than China (Bastos and Silva, 2010; Manova and Zhang, 2012). An increase in export prices for two products only (panels A and C) is observed for Japan. In any case, the country's export prices show significant noise.

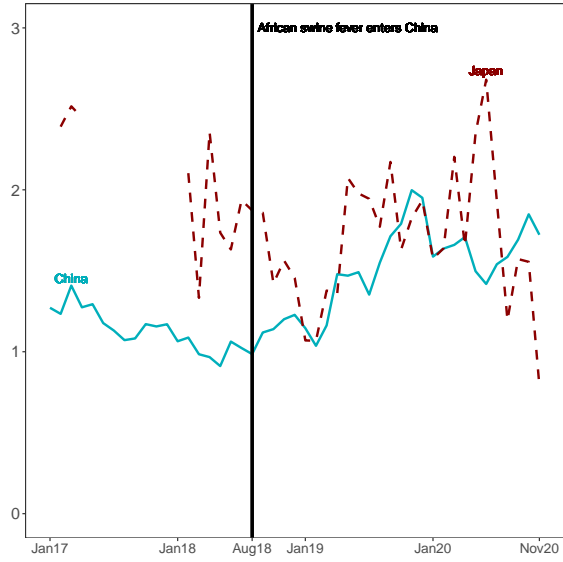
Then, I present the characteristics of Spanish swine exporters to China before the ASF and compare with the rest of Spanish exporters to China (Table 1). Data on Spanish

Figure 2: Spain's swine export prices for China and Japan, 2017-2020 (in euros per kg)

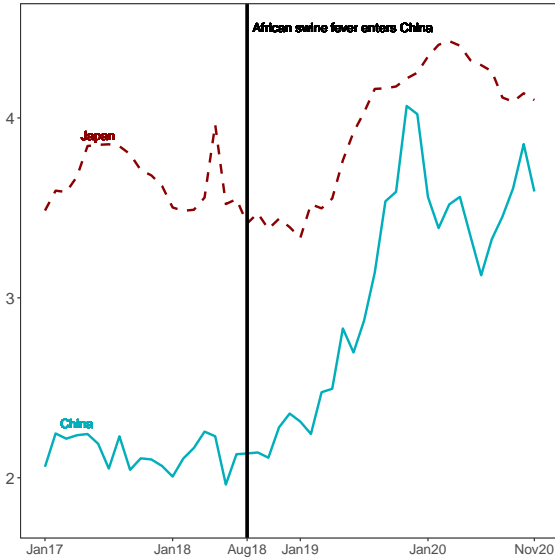
A. Frozen boneless swine meat (02032955)



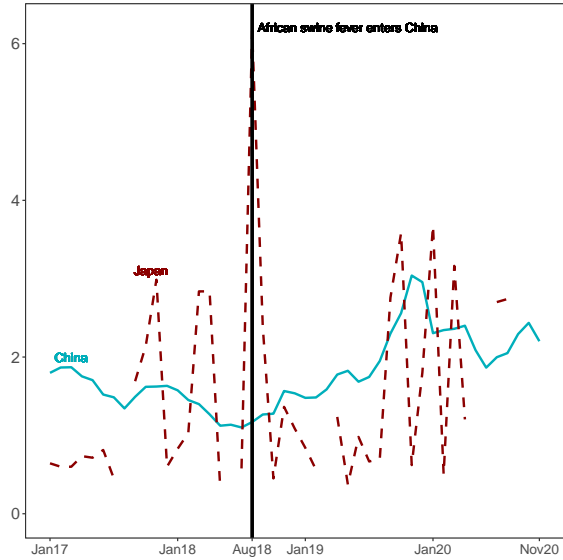
B. Frozen swine offal (02064900)



C. Frozen swine bellies (02032915)



D. Frozen swine hams (02032211)



Note: Export prices are calculated by dividing the value of exports by their weight in kg. The number in parentheses is product's 8-digit in CN. Source: author's own elaboration based on Spanish Customs' database.

exporters are collected from the Customs and Excise Department of the Spanish Tax Agency and include the universe of Spanish exporters. The data set contains a firm identifier, export destination, the CN 8-digit classification, the value of exports, and exported quantities.⁸ The period 2016-2018 is defined as the pre-ASF period because the ASF did not translate into a

⁸A firm is an exporter if it exports at least 1500 euros of a given product in a given market per year.

Table 1: Swine vs. other exporters before the African swine fever outbreak

	Swine exporters	Other exporters
Number of exporters to China	52	3,057
Median export revenue (in thousand euros)	7,158	4,009
Median export revenue in China (in thousand euros)	1,291	132
Number of export destinations	19	18
Number of exported products	15	8
Number of exported products to China	3	2

Note: This table presents the average yearly values for the period 2016-2018. A swine exporter is a firm exporting a product included in Table A1 in all years between 2016 and 2018. Other exporters are firms that exported to China in all years between 2016 and 2018, but did not export any product included in Table A1.

demand shock until 2019 (panels A and B of Figure 1).⁹

The number of swine and other (non-swine) exporters to China before the ASF was 52 and 3,057, respectively. The small number of swine exporters is partly explained by the Chinese General Administration of Customs requirement for Spanish swine slaughterhouses, processing plants, cutting plants, and cold stores to export to China.¹⁰ The median yearly value of exports to all destinations by swine exporters to China during the pre-ASF period was 7.2 million euros, which was 80% larger than that for other exporters. Moreover, the difference between swine and other exporters' median export value to China was larger, at 1.3 million and 0.1 million, respectively. Swine exporters to China also exported to more destinations and had a larger product portfolio than other exporters.

Exporters of swine to China also exported other products to this country. However, the average share of these products in a swine firm's total exports to China was low, that is, at 1.9%. Overall, non-swine products represented only 0.5% of swine exporters total export to China before the ASF and decreased to 0.2% after the ASF. Finally, swine exporters before the ASF accounted for 69% of the growth in swine exports to China after the ASF.

⁹A firm is a swine exporter if it exported to China any of the products included in Table A1 in all the pre-ASF years. A firm is an exporter of other products if it exported to China in all the pre-ASF years, but did not export any product included in Table A1.

¹⁰Firms should abide by the requisites established by the protocol signed by the Spanish and Chinese governments on November 7, 2007. Spanish establishments were inspected by Chinese authorities before 2018. However, in a new protocol signed in November 2018, Chinese authorities delegated the inspection and certification processes to the Spanish Ministry of Agriculture, Fishery and Feeding.

3 Impact of the African swine fever on the behavior of Spanish exporters to China

3.1 Specification and sample

I use the following specification to explore whether the ASF altered the behavior of Spanish swine exporters to China:

$$y_{ft} = \beta(\text{ShareSwine}_f * \text{PostASF}_t) + \gamma_f + \gamma_t + \epsilon_{ft} \quad (1)$$

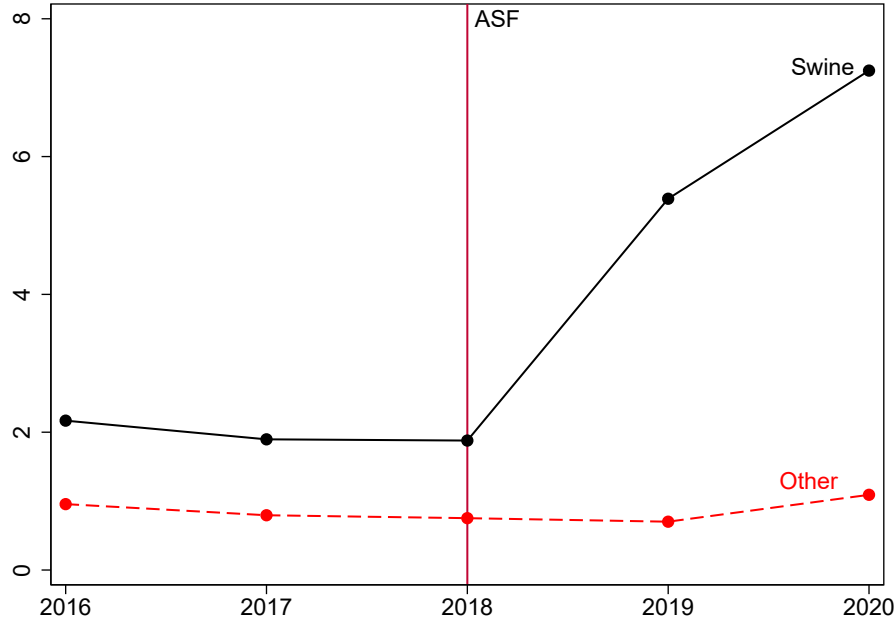
where y_{ft} is the dependent variable for firm f in year t , ShareSwine_f is the share of swine exports in firm f 's total exports to China before the ASF, PostASF_t turns one if t is 2019 or 2020, γ_f and γ_t are firm and year fixed effects, respectively, and ϵ_{ft} is the disturbance term. The key variable is the difference-in-differences interaction $\text{ShareSwine}_f * \text{PostASF}_t$, which captures whether the dependent variable changed for swine exporters after the ASF. The construction of the interaction variable reflects the expectation of large change in the dependent variable for firms whose swine exports have a large share in their total exports to China before the ASF.

As shown in Section 2, swine exporters significantly differed from the rest of exporters to China before the ASF: their export revenue was higher; they served more destinations; and they sold a wider range of products. A positive demand shock can have varying impacts on large and small exporters. Hence, swine exporters' export behavior must be compared with that of a group of exporters of other products with similar characteristics before the ASF. To identify this latter group, I use propensity score matching. I estimate a logit regression where the dependent variable turns 1 if the firm is a swine exporter and the independent variables are the value of exports to China in 2016, 2017, and 2018. The sample comprises firms that exported to China in each of these years. I select the nearest neighbor for each swine exporter. After the matching, I have a sample of 52 swine exporters and 48 matched exporters.¹¹

Figure 3 shows the evolution of the average exports of swine exporters and their matches to China over the period 2016-2020. Swine firms' exports to China remained larger than those of their matches, though difference was much smaller than that reported in Table 1. The pre-ASF export trends were similar for the swine and matched exporters. This finding supports the assumption that the group of matched exporters provides a valid counterfactual

¹¹Results are qualitatively similar if I use Mahalanobis distance rather than propensity score matching to identify the matches.

Figure 3: Average exports of swine and their matched exporters to China, 2016-2020



Source: authors' own elaboration based on Spanish Customs database.

of the trend that swine exporters would have followed in the absence of the ASF. Parametric techniques shown below confirm this assumption. Therefore, I can be confident that the β coefficient in Equation (1) captures the causal effect of the ASF on swine exporters' behavior.

Swine exporters' average exports significantly increased after the ASF outbreak: exports in 2019 and 2020 increased three and four times, respectively, relative to 2018. In contrast, the matched group of exporters experienced a slight increase in exports between 2019 and 2020. The large difference in the export evolution between the swine exporters and the group of matched exporters after 2018 suggests that ASF introduced a large positive demand shock to swine exporters. The results presented in the next subsection confirm this conclusion.

3.2 Impact of the African swine fever on the intensive and extensive margins of swine and other exporters to China

Panel A of Table 2 shows the results of estimating Equation (1) when the dependent variable is the (log) export revenue of Spanish exporters to China over the period 2016-2020. I define the beginning of the post-ASF period in 2019 and cluster standard errors at the firm level.

Column 1 of panel A shows that swine firms' exports significantly increased after the

ASF. For a firm whose swine exports represented 10% of its total exports to China before the ASF, the fever outbreak led to a 13% increase in the value of exports ($\exp(0.1*1.232)-1$). In addition to the continuous *Share Swine* variable, I define an alternative variable that turns one if swine products represented 90% or more of a firm’s exports to China before the ASF. This percentage is the average share of swine products in swine exporters’ exports to China before the ASF. Column 2 of panel A shows that the ASF led to a 226% increase in export revenue for firms whose swine products represented 90% of their total exports to China before the ASF ($\exp(1.183)-1$).

Panels B and C show whether the increase in export revenue is caused by an increase in quantity or price. I calculate export price as the ratio between export revenue and exported kilograms. Approximately 80% and 20% of the increase are attributed to a rise in quantities and prices, respectively. These figures demonstrate that Spanish swine exporters substantially increased the amount of swine exported to China to meet the demand generated by the ASF. However, this analysis is taken with caution, because revenues and quantities of different swine products are added.

Panel D analyzes whether the positive effect of the ASF on export revenue changed throughout the post-ASF period. I estimate Equation (1) with a specific difference-in-differences interaction for 2019 and 2020. I find that the positive impact of the ASF intensified in 2020 compared with that in 2019. This result is consistent with the increase in China’s demand for swine imports between 2019 and 2020 as observed in panel A of Figure 1.

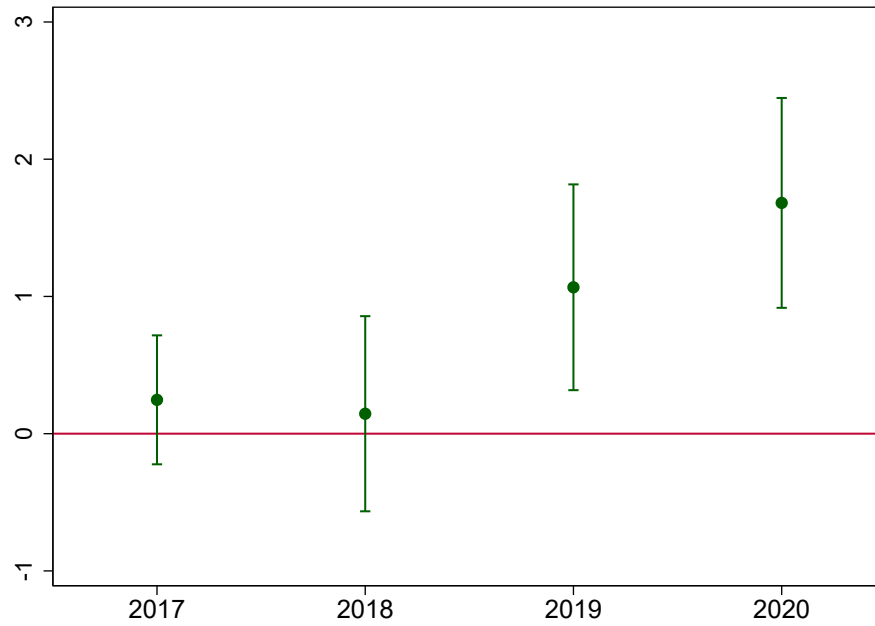
As explained above, the validity of the estimates lies on the assumption that the value of exports to China by swine exporters and matched group of exporters of other products followed similar trends before the ASF. I perform two additional analysis to confirm the common-trends assumption. First, I estimate Equation (1) with year-specific interaction terms as follows:

$$y_{ft} = \sum_{t=2016}^{2020} (\beta_t * ShareSwine_f) + \gamma_f + \gamma_t + \epsilon_{ft} \quad (2)$$

I select 2016 as the excluded category. I expect the difference in export revenue in the pre-ASF years 2017-2018 between swine exporters and exporters of other products to be the same as that in 2016, but larger after the ASF. Figure 4 plots the year-specific coefficients and their 95% confidence intervals. The β coefficients of the pre-ASF period, 2017-2018, were statistically not different from 0, whereas those of the post-ASF period, 2019-2020, are positive and highly significant. Second, following Angrist and Pischke (2008), I estimate Equation (1) with firm-specific time trends. Panel E of Table 2 reports the results. Although

the point estimates of the interaction terms decrease, the coefficients remain positive and strongly significant.

Figure 4: Difference-in-differences *Share Swine* coefficients by year, 2017-2020. Excluded category: 2016



Next I explore the effect of the ASF on the extensive margin of trade. Mayer et al. (2020) contended that exporters would increase their exported product portfolio and skew their sales toward their best-performing product in response to a positive foreign market demand shock. I test these hypotheses in panels A and B of Table 3. I define a product as an 8-digit code included in the CN classification. I estimate Equation (1) with the number of exported products as the dependent variable and a Poisson model.¹² Panel A of Table 3 shows that the number of products exported by swine exporters to China did not significantly increase after the ASF.¹³

Panel B explores whether the positive demand shock led Spanish swine exporters to China to concentrate their export revenue on their best-performing products. Following Mayer et al. (2020), I use a Theil index to measure the skewness of export revenue by product as follows:

¹²I use the Stata command `ppmlhdfe` developed by Correia et al. (2020).

¹³When computing the number of products I also include any non-swine products exported by a swine exporter.

$$T_{ft} = \frac{1}{N_{ft}} \sum_p \frac{x_{fpt}}{\bar{x}_{ft}} \log\left(\frac{x_{fpt}}{\bar{x}_f}\right) \quad (3)$$

where N_{ft} is the number of products that firm f exports to China in year t and p stands for an 8-digit CN product. \bar{x}_f is defined as:

$$\bar{x}_{ft} = \frac{\sum_p x_{fpt}}{N_{ft}} \quad (4)$$

Results reported in panel B show that export revenue did not concentrate more on the best-performing products after the ASF. Therefore, contrary to Mayer et al. (2020), I find no change in the product portfolio and export revenue distribution after a foreign market demand shock. As explained in the Introduction section, these results are consistent with a model where firms export homogeneous products, marginal costs are similar across products, and the foreign market demand shock is symmetric across products.

Finally, panel C examines whether the swine exporters' probability of exiting the Chinese market decreased after the ASF. I estimate Equation (1) with a linear probability model with a dependent variable that turns 1 if the firm did not export to China in t . I find that swine exporters reduced the probability of exiting the Chinese market after the ASF. For a firm whose swine exports accounted for 10% of its total exports to China before the ASF, the probability of exiting the Chinese market reduced by 2 percentage points after the ASF. This amount represents a 25% decrease relative to the exit probability baseline during the post-ASF period (8%).

3.3 Impact of the African swine fever on exporters' behavior in third markets

This section presents an analysis of whether the ASF outbreak in China altered the behavior of Spanish swine exporters in other non-Chinese foreign markets. First, I explore whether the ASF altered Spanish swine exporters' export revenue in third markets. Accordingly, I add-up the value of exports in non-Chinese destinations of the Spanish exporters to China. Column 1 in panel A of Table 4 shows that the ASF positively impacted the export revenue in third markets of Spanish swine exporters to China. A firm whose swine exports represented 10% of its total exports to China before the ASF increased its value of exports to third markets by 2%. The increase in export revenue in third markets was lower than that in China, which is 13%. Moreover, firms whose swine exports represented 90% of their exports

to China before the ASF had a positive coefficient. However, this coefficient is statistically insignificant, though for a small margin. Panels B and C demonstrate that the increase in export revenue is attributed to a raise in quantity, not in prices.

Panel D of Table 4 shows that the ASF reduced the number of products exported to third markets. However, this result was significantly influenced by low-value observations. If I remove the products commanding an export value below 6,000 euros, then the ASF and the number of exported products have no significant relationship. Furthermore, the concentration of export revenue across products did not change after the ASF (panel E). Finally, panel F shows that the ASF had no effect on the probability of ceasing an export relationship in third markets.

The regression results demonstrate that increased export revenue of swine exporters to China raised export revenue in third markets. Export revenue across markets can be correlated if high foreign market sales reduce a firm’s marginal cost. For example, [Berman et al. \(2015\)](#) argued that large sales can reduce an exporter’s financial costs, facilitating access to external credit lines or increasing internal funds. For swine exporters, additional resources due to the ASF may have facilitated the investment in specific export equipment, namely, freezing tunnels. A total of 92% of Spain’s exported swine products to China in 2020 were frozen products. The increase in exports due to the ASF enabled swine exporters to enhance their freezing capacity ([Bursset, 2021](#)). This investment may have eased exporters’ constraints to selling frozen products in third markets.

I test this hypothesis by separating export revenue from swine products in two categories: frozen and non-frozen swine product export revenue. In columns 1 to 4 of Table 5, I compare the export revenue of swine exporters from frozen products in third markets and that of the matched group of exporters of other products. Columns 5 to 8 compare the export revenue of swine exporters from non-frozen products in third markets with that of exporters of other products. A comparison of column 1 with column 5 and column 2 with column 6 shows that the ASF significantly increased only frozen products’ export revenue in third markets. This result is consistent with the argument that the increase in freezing capacity allowed Spanish swine exporters to offer additional frozen products in third markets.

[Berman et al. \(2015\)](#) argued that the positive effect of a raise in export revenue on marginal costs should be noticeable among small firms. This is because small firms usually have less collateral to back-up credit lines and generate few revenues, making it difficult for them to invest in new export equipment. To test this hypothesis, I define a new variable, $Small_f$, which turns one if the firm f had a total export revenue below or equal to the 25th percentile of export revenue before the ASF. I expand Equation (1) including a new

interaction term as follows:

$$y_{ft} = \beta_1(ShareSwine_f * PostASF_t) + \beta_2(ShareSwine_f * PostASF_t * Small_f) + \gamma_f + \gamma_t + \epsilon_{ft} \quad (5)$$

The triple interaction term, $ShareSwine_f * PostASF_t * Small_f$, captures whether the effect of ASF on swine exporters was different for small and large exporters.

Columns 3 and 4 of Table 5 show that the positive effect of the ASF on frozen product export revenue in third markets was much larger for small exporters than for large ones. For a large exporter, whose swine exports represented 10% of its total exports to China, frozen swine exports to third markets increased by 2% after the ASF ($\exp(0.1*0.194)-1$). If the exporter was small, then the ASF would have led to a 11% increase in exports ($\exp(0.1*(0.194+0.858))-1$). There are no differences between large and small swine exporters regarding non-frozen products. These results are consistent with the hypothesis that the ASF facilitated small firms' freezing capacity investment.

Table 4 also shows that the ASF outbreak in China did not affect the risk of exiting third markets. Albornoz et al. (2021) argued that the probability of exporting to two different destinations can be correlated if fixed export costs that are independent of the number of markets served by the firm exist. If export revenue rises in a market, then the probability of covering the fixed export costs will increase, whereas that of ceasing to export in the remainder destinations will reduce. Furthermore, if operating in each market incurs additional fixed costs, then a rise in export revenue in one market will increase the probability of covering the fixed export costs in other markets. Albornoz et al. (2021) predicted that the effect of a rise in export revenue should benefit small exporters because they generate less export revenue to cover fixed export costs than large firms. Table 6 tests this hypothesis. As predicted by Albornoz et al. (2021), columns 1 and 2 show that the ASF significantly reduced the risk of ceasing an export activity in third markets for small swine exporters only.

Albornoz et al. (2021) also argued that the positive effect of an increase in export revenue should be important for firms that relied heavily on the market where the rise in demand occurs. I define a new variable, namely, *High Share China*, which equals 1 if the Chinese market accounted for 75% or more of a firm's export revenue before the ASF. I augment Equation (1) with a quadruple interaction term, which captures whether the ASF decreased the risk of ceasing an export relationship in third markets for small swine exporters that relied heavily on the Chinese market. The coefficients in columns 3 and 4 confirm that the

risk of exiting a third market after the ASF reduced only for small swine exporters that relied heavily on the Chinese market before the ASF.

4 Conclusion

This paper shows that Spanish swine exporters reacted to the unanticipated positive demand shock from China by increasing heavily their exports to that market. This increase was unaccompanied by an expansion of exported product range or increased export revenue concentration in the best-performing products.

Moreover, the increase in exports to China caused a raise in export revenue in third markets. I argue that increased sales to China provided swine firms with resources to invest in freezing equipment. This condition eased the constraints to offer frozen swine products in third markets. Consistent with this hypothesis, I observe that exports in third markets after the ASF increased for frozen swine products only. Furthermore, I demonstrate that the increase in frozen exports was intense for small exporters, which have fewer internal resources and greater barriers to access external investment sources than large exporters.

I also find evidence for the existence of within-firm mechanisms linking export markets on the extensive margin. The ASF reduced small exporters' risk of ceasing to export to third markets. This reduction was especially intense for small exporters whose export revenue relied heavily on the Chinese market before the ASF. This result is consistent with the existence of fixed export costs that are independent of the number of markets served by a firm.

References

- Albornoz, F., Brambilla, I., and Ornellas, E. (2021). Firm export responses to tariff hikes. Available at http://pseweb.eu/ydepot/seance/513796_AB0_November_2020.pdf.
- Almunia, M., Antràs, P., Lopez-Rodriguez, D., and Morales, E. (2021). Venting out: Exports during a domestic slump. Revise and resubmit, American Economic Review.
- Angrist, J. D. and Pischke, J.-S. (2008). *Mostly harmless econometrics: An empiricist's companion*. Princeton University Press, Princeton.
- Aranguren, M. J., Lucio, J. D., Mínguez, R., Minondo, A., and Requena, F. (2021). Export markets: substitutes, complements, or independent? *Applied Economics Letters*, 28(3):165–169.

- Bastos, P. and Silva, J. (2010). The quality of a firm's exports: Where you export to matters. *Journal of International Economics*, 82(2):99–111.
- Berman, N., Berthou, A., and Héricourt, J. (2015). Export dynamics and sales at home. *Journal of International Economics*, 96(2):298–310.
- Blum, B. S., Claro, S., and Horstmann, I. J. (2013). Occasional and perennial exporters. *Journal of International Economics*, 90(1):65 – 74.
- Burset, G. (2021). España primer proveedor de porcino de China. Mercado desbocado: subida rauda y veloz, como un cohete. Available at https://www.3tres3.com/articulos/espana-es-el-primer-proveedor-de-porcino-de-china_46221/.
- Correia, S., Guimarães, P., and Zylkin, T. (2020). Fast Poisson estimation with high-dimensional fixed effects. *The Stata Journal*, 20(1):95–115.
- Ma, J., Chen, H., Gao, X., Xiao, J., and Wang, H. (2020). African swine fever emerging in China: Distribution characteristics and high-risk areas. *Preventive Veterinary Medicine*, 175:104861.
- Manova, K. and Zhang, Z. (2012). Export prices across firms and destinations. *The Quarterly Journal of Economics*, 127(1):379–436.
- Mayer, T., Melitz, M. J., and Ottaviano, G. I. (2020). Product mix and firm productivity responses to trade competition. *Review of Economics and Statistics*, Accepted for publication.
- Rauch, J. E. (1999). Networks versus markets in international trade. *Journal of International Economics*, 48(1):7–35.
- Vannoorenberghe, G. (2012). Firm-level volatility and exports. *Journal of International Economics*, 86(1):57 – 67.

Table 2: Impact of ASF on swine exporters' export revenue

	(1)	(2)
<i>A. Revenue</i>		
Post X Share swine	1.232 ^a (0.251)	
Post X Share swine 90		1.183 ^a (0.240)
<i>B. Quantity</i>		
Post X Share swine	0.947 ^a (0.289)	
Post X Share swine 90		0.945 ^a (0.274)
<i>C. Price</i>		
Post X Share swine	0.285 ^b (0.112)	
Post X Share swine 90		0.238 ^b (0.111)
<i>D. Revenue. Year-by-year interactions</i>		
Post X 2019 X Share swine	0.936 ^a (0.268)	
Post X 2020 X Share swine	1.551 ^a (0.281)	
Post X 2019 X Share swine 90		0.913 ^a (0.257)
Post X 2020 X Share swine 90		1.472 ^a (0.269)
<i>E. Revenue. Firm-specific time trends</i>		
Post X Share swine	0.786 ^b (0.309)	
Post X Share swine 90		0.713 ^b (0.306)
Observations	475	475

Note: The dependent variable is the log value of exports to China in panels A, D, and E, and the log value of exported quantity and the log value of export price in panels B and C, respectively. All estimations include firm and year fixed effects. Standard errors clustered at the firm level are in parentheses. a, b, and c denote statistical significance at the 1%, 5%, and 10% levels, respectively.

Table 3: Impact of ASF on the extensive margin

	(1)	(2)
<i>A. Exported products</i>		
Post X Share swine	0.178 (0.121)	
Post X Share swine 90		0.134 (0.118)
<i>B. Revenue concentration</i>		
Post X Share swine	0.073 (0.050)	
Post X Share swine 90		0.069 (0.049)
Observations	475	475
<i>C. Exit probability</i>		
Post X Share swine	-0.187 ^a (0.044)	
Post X Share swine 90		-0.175 ^a (0.041)
Observations	490	490

Note: In panel A, the dependent variable is the number of CN 8-digit products exported by a Spanish firm to China. Panel B presents the Theil index (Equation (3)). In panel C, the dependent variable turns one if the firm exited the Chinese market. All estimations include firm and year fixed effects. Standard errors clustered at the firm level are in parentheses. a, b, and c denote statistical significance at the 1%, 5%, and 10% levels, respectively.

Table 4: African swine fever impact on third markets

	(1)	(2)
<i>A. Revenue</i>		
Post X Share swine	0.216 ^c (0.127)	
Post X Share swine 90		0.200 (0.125)
<i>B. Quantity</i>		
Post X Share swine	0.248 ^c (0.134)	
Post X Share swine 90		0.219 (0.132)
<i>C. Price</i>		
Post X Share swine	-0.032 (0.067)	
Post X Share swine 90		-0.019 (0.066)
<i>D. Exported products</i>		
Post X Share swine	-0.108 ^b (0.045)	
Post X Share swine 90		-0.103 ^b (0.045)
<i>E. Revenue concentration</i>		
Post X Share swine	-0.015 (0.061)	
Post X Share swine 90		-0.012 (0.060)
Observations	467	467
<i>F. Exit probability</i>		
Post X Share swine	-0.005 (0.026)	
Post X Share swine 90		-0.004 (0.025)
Observations	473	473

Note: The dependent variables are similar to those defined in Tables 2 and 3 but refer to exports to third markets. All regressions include firm and year fixed effects. Standard errors clustered at the firm level are in parentheses. a, b, and c denote statistical significance at the 1%, 5%, and 10% levels, respectively.

Table 5: African swine fever impact on third markets by exporter size: frozen vs. non-frozen

Swine exports only include	Frozen products				Non-frozen products			
	(1)	(2)	(3)	(4)	(5)	(6)	(7)	(8)
Post X Share swine	0.268 ^b (0.115)		0.194 ^c (0.104)		0.188 (0.148)		0.207 (0.155)	
Post X Share swine 90		0.255 ^b (0.113)		0.180 ^c (0.101)		0.191 (0.147)		0.211 (0.154)
Post X Share swine X Small			0.858 ^b (0.343)				-0.221 (0.225)	
Post X Share swine 90 X Small				0.863 ^b (0.344)				-0.225 (0.226)
Observations	417	417	417	417	417	417	417	417

Note: The dependent variable is the log value of exports to third markets. All regressions include firm and year fixed effects. Standard errors clustered at the firm level are in parentheses. a, b, and c denote statistical significance at the 1%, 5%, and 10%, respectively.

Table 6: African swine fever impact on the probability of ceasing to export to third markets by exporter size and share of exports to China

	(1)	(2)	(3)	(4)
Post X Share swine	0.024 (0.028)		0.023 (0.028)	
Post X Share swine X Small exporter		-0.156 ^b (0.066)		-0.032 (0.023)
Post X Share swine X Small exporter X High share China				-0.290 ^a (0.100)
Post X Share swine 90		0.025 (0.028)		0.025 (0.027)
Post X Share swine 90 X Small exporter			-0.157 ^b (0.066)	-0.033 (0.024)
Post X Share swine 90 X Small exporter X High share China				-0.290 ^a (0.100)
Observations	473	473	473	473

Note: The dependent variable is the probability that a firm ceases to export to a non-Chinese market. All regressions include firm and year fixed effects. Standard errors clustered at the firm level are in parentheses. a, b, and c denote statistical significance at the 1%, 5%, and 10% levels, respectively.

Table A1: Swine products

CN Code	Description
0103	Live swine
0203	Meat of swine, fresh, chilled or frozen
020630	Edible offal of swine, fresh or chilled
020641	Edible offal of swine, frozen livers
020649	Edible offal of swine, frozen others
0209	Pig fat, free of lean meat, and poultry fat, not rendered or otherwise extracted, fresh, chilled, frozen, salted, in brine, dried or smoked
021011	Meat of swine hams, shoulders and cuts thereof, with bone in salted, in brine, dried or smoked
021012	Meat of swine bellies (streaky) and cuts thereof in salted, in brine, dried or smoked
021019	Other meat of swine in salted, in brine, dried or smoked
02109941	Edible flours and meals of meat or meat offal-Livers of domestic swine
02109949	Edible flours and meals of meat or meat offal-Others of domestic swine
0502	Pigs', hogs' or boars' bristles and hair; badger hair and other brush making hair; waste of such bristles or hair
0504	Guts, bladders and stomachs of animals (other than fish), whole and pieces thereof, fresh, chilled, frozen, salted, in brine, dried or smoked
0506	Bones
1501	Pig fat (including lard) and poultry fat
160241	Other prepared or preserved meat, meat offal or blood. Hams and cuts thereof of swine
160242	Other prepared or preserved meat, meat offal or blood. Shoulders and cuts thereof of swine
160249	Other prepared or preserved meat, meat offal or blood. Other, including mixtures of swine
16029051	Preparations of blood containing meat or meat offal of domestic swine
41033000	Raw hides and skins of swine
41063100	Tanned or crust hides and skins of swine in the wet state (including wet-blue)
41063200	Tanned or crust hides and skins of swine in the dry state (crust)
41132000	Leather further prepared after tanning or crusting of swine