

Monostability and bistability of biological switches

Jules Guilberteau^{*}, Camille Pouchol[†] and Nastassia Pouradier Duteil[‡]

Abstract

Cell-fate transition can be modeled by ordinary differential equations (ODEs) which describe the behavior of several molecules in interaction, and for which each stable equilibrium corresponds to a possible phenotype (or ‘biological trait’). In this paper, we focus on simple ODE systems modeling two molecules which each negatively (or positively) regulate the other. It is well-known that such models may lead to monostability or multistability, depending on the selected parameters. However, extensive numerical simulations have led systems biologists to conjecture that in the vast majority of cases, there cannot be more than two stable points. Our main result is a proof of this conjecture. More specifically, we provide a criterion ensuring at most bistability, which is indeed satisfied by most commonly used functions. This includes Hill functions, but also a wide family of convex and sigmoid functions. We also determine which parameters lead to monostability, and which lead to bistability, by developing a more general framework encompassing all our results.

1 Introduction

A same cell environment may lead to different cell-fate decisions. In most cases, it is considered that the phenotype adopted by a cell is determined by the concentration of several molecules in interaction [7]. It is now well documented that such ‘biological switches’ can be accurately modeled by multistable ordinary differential equations (ODEs), where each stable state represents a possible phenotype [21].

These models have been widely used in order to describe different cellular processes such as the epithelial-mesenchymal transition (EMT) [1, 11, 20], hematopoietic stem cells [9, 12, 19], embryonic stem cells [4] or other cell-fate differentiation phenomena involved in *Xenopus* [5, 16], *Drosophila* [18] or *Escherichia coli* [6, 13, 17].

The development of a relevant ODE model hence benefits from a priori knowledge of the possible number of stable states, and how this number evolves in the parameter space. As an example, the epithelial-mesenchymal transition phenomenon involves three different phenotypes, and it is thus crucial to be able to determine minimal conditions allowing the system to be tristable [14].

A general theoretical answer to finding the number of stable states is certainly out of reach for high-dimensional ODEs with a large number of parameters. Understanding the more simple

^{*}Sorbonne Université and Université de Paris, CNRS, Inria, Laboratoire Jacques-Louis Lions (LJLL), F-75005 Paris, France. [au@ljll.math.upmc.fr">guilberteau@ljll.math.upmc.fr](mailto:guilberte<span style=)

[†]Université de Paris, FP2M, CNRS FR 2036, MAP5 UMR 8145, F-75006 Paris, France. camille.pouchol@u-paris.fr

[‡]Sorbonne Université and Université de Paris, Inria, CNRS, Laboratoire Jacques-Louis Lions (LJLL), F-75005 Paris, France. nastassia.pouradier_duteil@sorbonne-universite.fr

building blocks of these complex models, however, remains of paramount importance, even more so with the advent of synthetically-built switches where, to some extent, the model may be chosen and kept simple [6].

A widely used starting ODE model writes as follows

$$\begin{cases} \dot{x} = \alpha f(y) - x \\ \dot{y} = \beta g(x) - y, \end{cases} \quad f', g' < 0 \text{ or } f', g' > 0 \quad (1)$$

where x and y stand for the (normalized) concentrations of the two molecules (A and B on Figure 1), $\alpha > 0$ and $\beta > 0$ their synthesis rates. Here, f and g are two monotonic functions which model the interactions between these two molecules, and are both strictly increasing or strictly decreasing, depending on whether the system is cooperative or competitive. A classical choice for f and g are Hill functions, *i.e.*, functions of the form

$$x \mapsto \frac{1}{1 + x^r},$$

with $r \geq 1$. More generally, molecule interactions are usually considered to behave sigmoidally [21, 22].

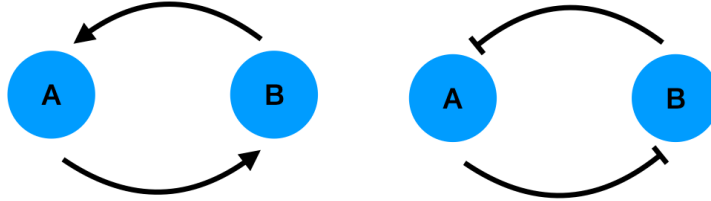


Figure 1: Schematic representations of system (1): the arrows represent activation (f and g increasing) and the bar inhibition (f and g decreasing). Under the hypothesis of Theorem 1, we prove that such systems are either monostable or bistable. When bistability holds, the system on the left (cooperative system) has two stable points corresponding to (high A/ high B) and (low A/ low B), while the one on the right (competitive system) leads to (high A/ low B) and (low A/ high B) stable equilibria.

State of the art. The seminal paper of Cherry and Adler [3] is the main breakthrough towards understanding when multistability occurs for such models. Under the condition

$$\sup_{y>0} \left(\left| \frac{y f'(y)}{f(y)} \right| \right) \sup_{x>0} \left(\left| \frac{x g'(x)}{g(x)} \right| \right) > 1,$$

it is proven that there exist parameters α and β such that system (1) is multistable. When applied to Hill functions, this shows that multistability will occur for some parameters α , β whenever $r \in \mathbb{N}$, $r \geq 2$ for f or g . Interestingly, the authors noted that the sigmoid shape of f and g is not a necessary condition for bistability.

The numerical investigation of systems such as (1) suggests that they are in fact always either monostable or bistable. This has led some authors to claim that self-regulation is required in order to get a tristable ODE, *i.e.*, at least one of the cells must have a positive feedback on itself [10, 6, 15].

Up to our knowledge, this conjecture of at most bistability is yet to be proven. Moreover, for given functions f and g , determining the exact set of parameters (α, β) for which this system is monostable or bistable remains difficult without the help of numerical simulations. Let us mention the very recent paper [13] which, by means of direct computations, solves the specific case of $f : x \mapsto \frac{1}{1+x}$ and $g : x \mapsto \frac{1}{1+x^n}$.

In the present work, we therefore address the following two key questions.

- Under which conditions is system (1) at most bistable?
- For given functions f and g , which parameters α, β lead to monostability, and which ones lead to bistability?

A natural way to answer the first question is to note that a point $(\bar{x}, \bar{y}) \in \mathbb{R}_+$ is an equilibrium of (1) if and only if

$$\begin{cases} \alpha f(\beta g(\bar{x})) = \bar{x} \\ \bar{y} = \beta g(\bar{x}) \end{cases}.$$

Hence, studying the equilibria of (1) is equivalent to studying the fixed points of $x \mapsto \alpha f(\beta g(x))$. The main difficulty lies in the fact that, even if f and g are two ‘simple’ functions, there is no reason for $x \mapsto \alpha f(\beta g(x))$ to be as well. As an example, with Hill functions of integer orders n and m , determining the fixed points of $x \mapsto \alpha f(\beta g(x))$ is equivalent to investigating the positive roots of a polynomial of degree $nm + 1$, which proves to be difficult as soon as $nm \geq 3$.

Main results. Working around this difficulty, our main result is a simple and general result ensuring at most bistability.

Theorem 1. *If the functions*

$$\frac{1}{\sqrt{|f'|}} \quad \text{and} \quad \frac{1}{\sqrt{|g'|}}$$

are strictly convex, then, for any $\alpha, \beta > 0$, system (1) has at most three equilibria, among which at most two stable equilibria.

Not only does this result apply to all classically-used functions we are aware of (including Hill and shifted Hill functions), it may easily be checked visually for more involved functions. We show how this result extends to specific cyclic n -dimensional ODEs, with the same hypotheses on the functions modeling the mutual regulations.

Following an approach reminiscent of that of [3], we go further and develop a general method for the identification of which parameters α, β lead to either monostability or bistability. For this purpose, we develop a framework yielding a condition under which system (1) has at most or at least n equilibria, for all $n \in \mathbb{N}$. The obtained criterion is not completely explicit, but the resulting formula makes it numerically straightforward to check if some chosen parameters induce a monostable or a bistable system. We hence bypass any computationally-expensive grid-search through the parameter space. We show that the method in [3] corresponds to the case $n = 1$ of this general framework. With the same framework, Theorem 1 corresponds to studying the case $n = 2$. For higher values of n , however, we have not been able to apply this theoretical framework as the resulting computations prove to be too intricate.

We also prove that when bistability occurs, the separatrix between the two basins of attraction is a one-dimensional curve. Note that our proof is implicit and does not provide a formula for the curve, unless some specific symmetry assumptions are made.

Taken together, our results show that system (1) will generically lead to either one of the pictures of Figure 2, *i.e.*, we fall into one of these two cases:

- system (1) is monostable, and all the solutions converge to the unique equilibrium,
- system (1) is bistable, and, in this case, the basins of attraction of the two stable points are separated by a one-dimensional separatrix which contains the unique other (unstable saddle) equilibrium point.

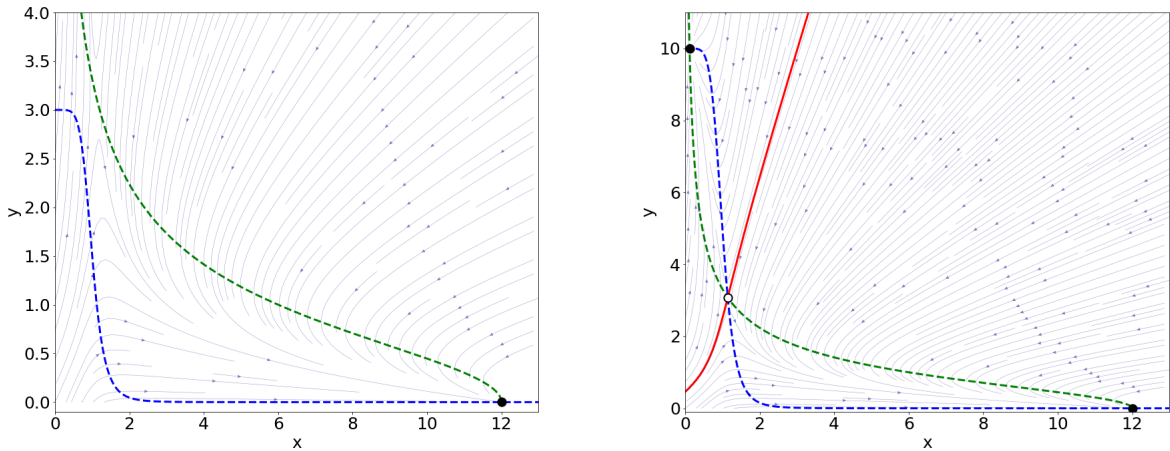


Figure 2: Typical phase planes for system (1). In both simulations, we have taken $f : x \mapsto \frac{1}{1+x^2}$ and $g : x \mapsto \frac{1}{1+x^6}$, and $\alpha = 10$. The value of β is 3 in the left diagram, and 12 in the right one.

Outline of the paper. The paper is organized as follows. Section 2 is devoted to setting the mathematical framework and some general results which prove to be useful throughout. Next, we prove our main Theorem 1, in Section 3, which involves defining an appropriate class of functions and studying it in detail. We then turn our attention to finding the parameters for which the system of interest is either monostable or bistable in Section 4. We present a generalizing framework, and then apply it to the cases of mono and bi-stability. We also compute the parameters for the cases of interest found in the literature, such as the toggle switch of [6].

2 Preliminary results

Throughout this article, we study systems of the form

$$\begin{cases} \dot{x} = \alpha f(y) - x \\ \dot{y} = \beta g(x) - y, \end{cases} \quad (2)$$

starting from an initial condition (x_0, y_0) with $x_0 \geq 0, y_0 \geq 0$. Here

- α, β are two positive parameters,
- $f, g \in C^1(\mathbb{R}_+, \mathbb{R}_+)$ are two increasing or two decreasing functions, and at least one of these functions is bounded.

If f and g are increasing, system (2) is called *cooperative*. Examples of cooperative systems include two-species interactions that benefit both species, a kind of interaction often referred to as mutualism [23]. On the other hand, if f and g are decreasing, system (2) is called *competitive*. A simple example of a competitive system is the well-studied “genetic switch” of two proteins that each repress the synthesis of the other [3, 10].

Without loss of generality, one can assume that $f, g > 1$ on \mathbb{R}_+ (in the case where f and g are increasing) or $f, g < 1$ on \mathbb{R}_+ (in the case where f and g are decreasing). Under these conditions, since f or g is bounded, all the solutions of this ODE are bounded, regardless of its initial condition. It is well-known that any solution of such a system converges to an equilibrium point [8].

Thus, the analysis of system (2) requires studying its equilibrium points. In this section, we begin by providing important results on how the equilibrium points are ordered, as well as on their basins of attraction. These will be the starting point of our investigation of the system’s multistability.

2.1 Ordering of stable points

Since the functions f and g are one-to-one, it is clear that $(\bar{x}, \bar{y}) \in \mathbb{R}_+^2$ is an equilibrium point of (2) if and only if

$$\begin{cases} \alpha f(\beta g(\bar{x})) = \bar{x} \\ \bar{y} = \beta g(\bar{x}) \end{cases}.$$

Hence, the number of equilibria of (2) is equal to the number of fixed points of

$$F : x \mapsto \alpha f(\beta g(x)).$$

Moreover, if (2) has a finite number of equilibria, that we denote $(x_1, y_1), (x_2, y_2), \dots, (x_n, y_n)$, with $x_1 < x_2 < \dots < x_n$, then

- $y_1 < y_2 < \dots < y_n$ if system (2) is cooperative (*i.e.* if f and g are increasing);
- $y_1 > y_2 > \dots > y_n$ if system (2) is competitive (*i.e.* if f and g are decreasing).

Let us give the single notion of stability of an equilibrium point that we shall make use of throughout.

Definition 1. We say that an equilibrium point (\bar{x}, \bar{y}) is asymptotically stable if there exists a neighborhood U of (\bar{x}, \bar{y}) such that if $(x_0, y_0) \in U$, the trajectory $(x(t), y(t))$ starting from (x_0, y_0) satisfies

$$\lim_{t \rightarrow +\infty} (x(t), y(t)) = (\bar{x}, \bar{y}).$$

We will abusively refer to *stable equilibrium points* when dealing with asymptotic stable points.

From the applicative point of view, in particular, the ordering of equilibrium points means the following. If (2) is bistable, the two stable points will be of the type (low x / low y) and (high x /

high y) if the system is cooperative, and of the type (low x / high y) and (high x / low y) if it is competitive (see Figure 2).

We also observe that for any $(x, y) \in \mathbb{R}_+$, the Jacobian matrix of the right-hand side of this ODE in (x, y) is

$$J_{(x,y)} = \begin{pmatrix} -1 & \alpha f'(y) \\ \beta g'(x) & -1 \end{pmatrix}.$$

Since $\text{Tr}(J_{(x,y)}) = -2$ and $\det(J_{(x,y)}) = 1 - \alpha\beta f'(y)g'(x)$, a fixed point (\bar{x}, \bar{y}) is stable if $\alpha\beta f'(\bar{y})g'(\bar{x}) < 1$ and unstable if $\alpha\beta f'(\bar{y})g'(\bar{x}) > 1$. In other words, under the hypothesis “for any fixed point (\bar{x}, \bar{y}) , $\alpha\beta f'(\bar{y})g'(\bar{x}) \neq 1$ ”, the number of stable equilibria of (2) is equal to the number of times F crosses the identity line ‘from above’, and the number of unstable equilibria to the number of times F crosses the identity line ‘from below’. Therefore, since F is positive, increasing and bounded, system (2) has d stable equilibria if and only if it has $d - 1$ unstable equilibria. This result is proven rigorously in the next section.

2.2 Basins of attraction

Due to the particular shape of the system that we study, we have a precise result regarding the basins of attraction: if the system is monostable, then all solutions converge to the stable point, meaning that it is globally asymptotically stable. If it is bistable, then the two basins of attractions are separated by a separatrix, which is the curve of an increasing function if (2) is competitive and of a decreasing function if (2) is cooperative (see Figure 2). This result relies on the following proposition.

Proposition 1. *Let us consider the ODE system*

$$\begin{cases} \dot{x} = F(y) - x \\ \dot{y} = G(x) - y \end{cases}, \quad (3)$$

where F and G are either both increasing or both decreasing, and at least one of them is bounded. We assume that there exists $(\bar{x}_u, \bar{y}_u) \in \mathbb{R}_+^2$ an equilibrium point of (3) such that

$$G'(\bar{x}_u)F'(\bar{y}_u) > 1$$

Then, the basin of attraction of (\bar{x}_u, \bar{y}_u) has measure zero in \mathbb{R}_+^2 . More precisely, this basin of attraction is included in a curve of the shape

$$\{(x, \gamma(x)), x \in (a, b)\},$$

where $a \geq 0$, $b \in \mathbb{R}_+ \cup \{+\infty\}$ and $\gamma : (a, b) \rightarrow \mathbb{R}_+$ is a continuous function. This function is decreasing if F and G are increasing, and increasing if F and G are decreasing.

Proof. We prove this result only in the competitive case: the arguments can easily be adapted to the cooperative case. First, let us note that (3) is strictly competitive, in the sense that when we rewrite (3) as $\dot{z} = \Gamma(z)$, the vector field $\Gamma = (\Gamma_1, \Gamma_2)$ underlying the ODE satisfies for all $z \in \mathbb{R}^2$,

$$\frac{\partial \Gamma_1}{\partial z_2}(z) < 0, \quad \frac{\partial \Gamma_2}{\partial z_1}(z) < 0.$$

The strict competitiveness of the system implies that it satisfies the comparison principle, which writes as follows. Let z, w be two solutions such that

$$\begin{cases} z_1(0) \leq w_1(0) & (\text{resp. } z_1(0) \geq w_1(0)) \\ z_2(0) > w_2(0) & (\text{resp. } z_2(0) < w_2(0)). \end{cases}$$

Then, for any $t > 0$ such that z and w are defined on $[0, t]$,

$$\begin{cases} z_1(t) < w_1(t) & (\text{resp. } z_1(t) > w_1(t)) \\ z_2(t) > w_2(t) & (\text{resp. } z_2(t) < w_2(t)). \end{cases}$$

Let (x_u, y_u) be a solution of system (3) which converges to some equilibrium point (\bar{x}_u, \bar{y}_u) , and (x, y) a solution of (3) such that

$$\begin{cases} x(0) < x_u(0) \\ y(0) \geq y_u(0). \end{cases}$$

We assume that (x, y) converges to (\bar{x}_u, \bar{y}_u) . An application of the comparison principle entails

$$\forall t > 0, \quad w_1(t) := x_u(t) - x(t) > 0, \quad w_2(t) := y(t) - y_u(t) > 0.$$

Hence, we may write

$$\dot{w}_1 = \dot{x}_u - \dot{x} = F(y_u) - x_u - F(y) + x = \frac{F(y_u) - F(y)}{y - y_u} w_2 - w_1.$$

Likewise,

$$\dot{w}_2 = \frac{G(x) - G(x_u)}{x_u - x} w_1 - w_2.$$

Since (x, y) and (x_u, y_u) both converge to (\bar{x}_u, \bar{y}_u) , and $F'(\bar{y}_u)G'(\bar{x}_u) > 1$, there exist $c, d > 0$ which satisfy $cd > 1$, and $T > 0$ such that for all $t \geq T$:

$$\frac{F(y_u(t)) - F(y(t))}{y(t) - y_u(t)} > c \quad \text{and} \quad \frac{G(x(t)) - G(x_u(t))}{x_u(t) - x(t)} > d.$$

Therefore, for all $t \geq T$, $\dot{w}_1(t) \geq c w_2(t) - w_1(t)$ and $\dot{w}_2(t) \geq d w_1(t) - w_2(t)$. We now consider

$$W := (1 + d)w_1 + (1 + c)w_2.$$

According to the previous computations, we have, for all $t \geq T$,

$$\begin{aligned} \dot{W}(t) &\geq -(1 + d)w_1(t) + c(1 + d)w_2(t) + d(1 + c)w_1(t) - (1 + c)w_2(t) \\ &= \underbrace{(cd - 1)}_{>0} \underbrace{(w_1(t) + w_2(t))}_{>0} > 0. \end{aligned}$$

Hence, W does not converge to zero, which contradicts the fact that w_1 and w_2 converge to zero. With the same reasoning, we prove that if $x(0) > x_u(0)$ and $y(0) \leq y_u(0)$, then (x, y) does not converge to (\bar{x}_u, \bar{y}_u) .

In particular, for all $x_0 \in \mathbb{R}_+$, there exists at most one $y_0 \in \mathbb{R}_+$ such that (x_0, y_0) is in the basin of attraction of (\bar{x}_u, \bar{y}_u) , which proves the existence of γ . Moreover, if (x_0, y_0) and (x'_0, y'_0) are two points of this basin of attraction such that $x_0 < x'_0$, then $y_0 < y'_0$, which shows that γ is increasing. The continuity of γ and the connectedness of the set follow from the continuity of the solutions. \square

3 A criterion which ensures at most bi-stability

The main purpose of this section is to prove the following theorem:

Theorem 2. *Let $f, g \in C^3(\mathbb{R}_+, \mathbb{R}_+)$ two functions such that $f' > 0, g' > 0$ or $f' < 0, g' < 0$ on \mathbb{R}_+ . We recall that system (2) refers to*

$$\begin{cases} \dot{x} = \alpha f(y) - x \\ \dot{y} = \beta g(x) - y \end{cases} \quad (2)$$

Then

- If $\frac{1}{\sqrt{|f'|}}$ and $\frac{1}{\sqrt{|g'|}}$ are convex (we say that f and g are $\gamma^{1/2}$ -convex), and at least one of these functions is strictly convex, then for any $\alpha, \beta > 0$ system (2) has at most three equilibria, and is either monostable or bistable.
- If $\frac{1}{\sqrt{|f'|}}$ and $\frac{1}{\sqrt{|g'|}}$ are concave (we say that f and g are $\gamma^{1/2}$ -concave), and at least one of these functions is strictly concave, then for any $\alpha, \beta > 0$, system (2) is monostable.

In order to determine if a given function is $\gamma^{1/2}$ -convex or $\gamma^{1/2}$ -concave, we provide different properties about these functions, which are summarized below.

- A function f is $\gamma^{1/2}$ -convex (resp. $\gamma^{1/2}$ -concave) if and only if $f'f^{(3)} \leq f''^2$ (resp. $f'f^{(3)} \geq f''^2$).
- If f and g are $\gamma^{1/2}$ -convex (resp. $\gamma^{1/2}$ -concave), then $f \circ g$ is $\gamma^{1/2}$ -convex (resp. $\gamma^{1/2}$ -concave).
- $x \mapsto x^a$ is strictly $\gamma^{1/2}$ -convex if $|a| > 1$, strictly $\gamma^{1/2}$ -concave if $0 < |a| < 1$.
- The only functions which are both $\gamma^{1/2}$ -convex and $\gamma^{1/2}$ -concave are the affine and the homographic functions.
- A strictly monotonic function f is $\gamma^{1/2}$ -convex if and only if f^{-1} is $\gamma^{1/2}$ -concave.

The rest of this section is devoted to proving Theorem 2 and the above properties regarding $\gamma^{1/2}$ -convexity.

3.1 A priori bounds on the number of fixed points

In what follows, I will denote an arbitrary (possibly unbounded) interval of \mathbb{R} .

The first proposition and its corollary prove an intuitive fact about the fixed points of a function and the sign of its derivative at this point. As explained in the preliminary results, this proposition is the basis for all the results of this section.

Proposition 2. *Let $f \in C^1(I, \mathbb{R})$. If f has $2n$ fixed points or more ($n \in \mathbb{N}^*$), then there exist $x_1^- < x_2^- < \dots < x_n^-$ and $x_1^+ < x_2^+ < \dots < x_n^+$ some fixed points of f such that, for any $i \in \{1, \dots, n\}$:*

$$f'(x_i^-) \leq 1 \quad \text{and} \quad f'(x_i^+) \geq 1.$$

Conversely, if there exist n fixed points of f , denoted $x_1^+ < x_2^+ < \dots < x_n^+$ such that

$$\forall i \in \{1, \dots, n\}, \quad f'(x_i) < 1 \quad \text{or} \quad \forall i \in \{1, \dots, n\}, \quad f'(x_i) > 1,$$

then f has at least $2n - 1$ fixed points.

Proof. The first implication can clearly be proven by induction. The main difficulty lies in the base case, i.e. in the case $n = 1$. Let us denote

$$F := f - \text{id}.$$

If F has a finite number of roots, or more generally, if the set of the roots of F does not have an accumulation point, the result immediately holds, since F reaches its roots ‘from above’ and ‘from below’ alternatively. Otherwise, we consider a bounded sequence of roots of F , denoted (c_n) , and we assume that for any $n \in \mathbb{N}$, $F'(c_n) < 0$ (or $F'(c_n) > 0$). Since (c_n) is bounded, we can extract a convergent subsequence, and we denote c its limit. According to the continuity of F , $F(c) = 0$ and, according to its differentiability, $F'(c) = \lim_{n \rightarrow +\infty} \frac{F(c) - F(c_n)}{c - c_n} = 0$, which proves the result.

The converse implication simply stems from applying the intermediate value theorem to the function F . □

Corollary 3. *Let us assume that $I = \mathbb{R}$ (or \mathbb{R}_+^*) and that f is positive and bounded. If f has $2n$ fixed points or more ($n \in \mathbb{N}^*$), then there exist $x_1^- < \dots < x_{n+1}^-$ some fixed points of f such that for any $i \in \{1, \dots, n + 1\}$*

$$f'(x_i^-) \leq 1.$$

Conversely, if there exist n fixed points of f (denoted x_1, \dots, x_n) such that

$$\forall i \in \{1, \dots, n\}, \quad f'(x_i) > 1,$$

then f has at least $2n + 1$ fixed points.

Proof. We note that

$$E := \{x \in \mathbb{R} : f(x) = x\}$$

is a closed and bounded set, and thus that it is compact. Hence, it has a minimum and a maximum element, that we denote x^m and x^M . Since for all $x < x^m$ and all $x > x^M$, $f(x) > x$, then $f'(x^m) \leq 1$, $f'(x^M) \leq 1$.

Therefore, if f has at least $2n$ fixed points, then it has at least $2n - 2$ fixed points on (x^m, x^M) . We conclude by applying the previous proposition on (x^m, x^M) . □

3.2 Properties of $\gamma^{1/2}$ -convex functions

We now use these two results (in the specific cases $n = 1$ and $n = 2$) in order to establish a convexity criterion related to the derivative of the function of interest. It ensures that this function cannot have more than three fixed points.

Proposition 4. *Let $f \in C^1(I, \mathbb{R})$. Let us assume that there exists $\Psi : f'(I) \rightarrow \mathbb{R}$ a function which satisfies the four following conditions:*

(i) $\Psi(1) = 1$

(ii) $\forall x \leq 1, \Psi(x) \geq 1$

(iii) $\forall x \geq 1, \Psi(x) \leq 1$

(iv) $\Psi \circ f'$ is strictly convex or strictly concave.

Then, f has at most three fixed points. In the case where $\Psi \circ f'$ is strictly concave, if we make the stronger assumption that $I = \mathbb{R}$ or \mathbb{R}_+ and f is bounded, then f has a unique fixed point.

In particular, if $f' > 0$ and if there exists $\alpha > 0$ such that

$$\gamma_f^\alpha := \left(\frac{1}{f'} \right)^\alpha$$

is strictly convex or strictly concave, then f has at most three fixed points.

Proof. We show the contrapositive. Let us assume that f has four fixed points or more, and let Ψ be a function which satisfies the first three points of the proposition. According to Proposition 2, there exist x_1, x_2, y_1, y_2 four distinct points such that, for $i \in \{1, 2\}$

$$\begin{aligned} f(x_i) &= x_i & \text{and} & & f(y_i) &= y_i \\ f'(x_i) &\geq 1 & \text{and} & & f'(y_i) &\leq 1. \end{aligned}$$

According to the mean value theorem, there exists $\theta, \theta' \in (0, 1)$ such that

$$f'(\theta x_1 + (1 - \theta)x_2) = \frac{f(x_1) - f(x_2)}{x_1 - x_2} = 1 \quad \text{and} \quad f'(\theta' y_1 + (1 - \theta')y_2) = \frac{f(y_1) - f(y_2)}{y_1 - y_2} = 1.$$

Thus,

$$\theta \Psi(f'(x_1)) + (1 - \theta) \Psi(f'(x_2)) \leq \theta + (1 - \theta) = 1 = \Psi(f'(\theta x_1 + (1 - \theta)x_2))$$

and

$$\theta' \Psi(f'(y_1)) + (1 - \theta') \Psi(f'(y_2)) \geq \theta' + (1 - \theta') = 1 = \Psi(f'(\theta' y_1 + (1 - \theta')y_2)),$$

which proves that $\Psi \circ f'$ is neither strictly convex nor strictly concave.

When f is bounded and positive, we argue similarly but with the help of Corollary 3. □

We recall and extend the definition of γ_f^α for any $\alpha > 0$ and function $f \in C^1(I, \mathbb{R})$ such that $|f'| > 0$:

$$\begin{aligned} \gamma_f^\alpha &: I \longrightarrow \mathbb{R}_+ \\ x &\longmapsto \left(\frac{1}{|f'(x)|} \right)^\alpha. \end{aligned}$$

The following lemma provides a straightforward way to decide whether a given function f satisfies one of the ' γ^α -properties'.

Lemma 1. Let $f \in C^3(I, \mathbb{R})$ a strictly monotonic function. Then γ_f^α is convex (resp. concave) if and only if

$$f' f^{(3)} \leq (\alpha + 1) f''^2 \quad (\text{resp. } f' f^{(3)} \geq (\alpha + 1) f''^2)$$

on I , and strictly convex (resp. strictly concave) if and only if

$$f' f^{(3)} < (\alpha + 1) f''^2 \quad (\text{resp. } f' f^{(3)} > (\alpha + 1) f''^2)$$

on a dense subset of I .

Proof. First, let us note that for any f which satisfies the hypotheses, we have $\gamma_{-f}^\alpha = \gamma_f^\alpha$. We may hence assume $f' > 0$ without loss of generality.

We recall that a function $F \in C^2(I, \mathbb{R})$ is strictly convex (resp. strictly concave) if and only if $F'' > 0$ (resp. $F'' < 0$) on a dense subset of I . Computing the second derivative of γ_f^α , we find

$$\gamma_f^{\alpha''} = -\alpha \frac{f' f^{(3)} - (\alpha + 1) f''^2}{f'^{\alpha+2}}.$$

The result immediately follows. □

In general, if γ_f^α and γ_g^α are convex (or concave), $\gamma_{f \circ g}^\alpha$ has no reason to be. The case $\alpha = \frac{1}{2}$ stands out since the property is stable under composition, as we shall see. Since $\gamma_f^{1/2}$ will play a crucial role in what follows, we recall its definition here:

Definition 2 ($\gamma^{1/2}$ -convex function). Let $f \in C^3(I, \mathbb{R})$ be a strictly monotonic function. We recall that

$$\begin{aligned} \gamma_f^{1/2} : I &\longrightarrow \mathbb{R} \\ x &\longmapsto \frac{1}{\sqrt{|f'(x)|}}. \end{aligned}$$

We say that

- f is $\gamma^{1/2}$ -convex if $\gamma_f^{1/2}$ is convex ($\iff f' f^{(3)} \leq \frac{3}{2} f''^2$ on I).
- f is strictly $\gamma^{1/2}$ -convex if $\gamma_f^{1/2}$ is strictly convex ($\iff f' f^{(3)} < \frac{3}{2} f''^2$ on a dense subset of I).
- f is $\gamma^{1/2}$ -concave if $\gamma_f^{1/2}$ is concave ($\iff f' f^{(3)} \geq \frac{3}{2} f''^2$ on I).
- f is strictly $\gamma^{1/2}$ -concave if $\gamma_f^{1/2}$ is strictly concave ($\iff f' f^{(3)} > \frac{3}{2} f''^2$ on a dense subset of I).

Proposition 5. Let $g \in C^3(I, \mathbb{R})$, $f \in C^3(g(I), \mathbb{R})$. Then

$$f, g \text{ } \gamma^{1/2}\text{-convex (resp. } \gamma^{1/2}\text{-concave)} \implies f \circ g \text{ } \gamma^{1/2}\text{-convex (resp. } \gamma^{1/2}\text{-concave)}.$$

Furthermore, if in the above either f or g is strictly $\gamma^{1/2}$ -convex (resp. $\gamma^{1/2}$ -concave), then $f \circ g$ is strictly $\gamma^{1/2}$ -convex (resp. $\gamma^{1/2}$ -concave).

Proof. Let us denote $h := f \circ g$ and compute its third-order derivative:

$$h^{(3)} = g^{(3)}(f \circ g) + 3g'g''(f' \circ g) + g'^3(f'' \circ g).$$

Thus

$$\begin{aligned} h'h^{(3)} - (\alpha + 1)h''^2 &= g'^4[(f' \circ g)(f^{(3)} \circ g) - (\alpha + 1)(f'' \circ g)^2] \\ &\quad + (f' \circ g)^2[g'g^{(3)} - (\alpha + 1)g''^2] + (3 - 2(\alpha + 1))g'^2g''(f' \circ g)(f'' \circ g). \end{aligned}$$

In the particular case where $\alpha = \frac{1}{2}$, $3 - 2(\alpha + 1) = 0$, which shows that the last term vanishes. The previous lemma concludes the proof since the other two terms have the appropriate signs. \square

We now give examples of $\gamma^{1/2}$ -convex/concave functions. The main point is that a function f is $\gamma^{1/2}$ -convex/concave if and only if, for any affine or homographic function h , the composite functions $h \circ f$ and $f \circ g$ are also $\gamma^{1/2}$ -convex/concave.

Example. 1. f is both $\gamma^{1/2}$ -convex and $\gamma^{1/2}$ -concave if and only if f is an affine function or a homographic function, *i.e.*, if there exist $a, b, c, d \in \mathbb{R}$ such that

$$f = x \mapsto \frac{ax + b}{cx + d}.$$

2. We consider, for all $\nu \in \mathbb{R}$, the function $x \mapsto x^\nu$ on \mathbb{R}_+^* .

- If $|\nu| > 1$, then $x \mapsto x^\nu$ is strictly $\gamma^{1/2}$ -convex on \mathbb{R}_+^* .
- If $|\nu| < 1$, then $x \mapsto x^\nu$ is strictly $\gamma^{1/2}$ -concave on \mathbb{R}_+^* .

3. $x \mapsto e^x$ is strictly $\gamma^{1/2}$ -convex on \mathbb{R} .

Remark. According to Proposition 5, all the functions of the form

$$x \mapsto \left(\frac{ax^\nu + b}{cx^\nu + d} \right)^\mu,$$

with $\nu, \mu \geq 1$ and $\nu > 1$ or $\mu > 1$ are strictly $\gamma^{1/2}$ -convex. Many common sigmoid functions are $\gamma^{1/2}$ -convex, as shown in Appendix A.3.

Proof. 1. First, let us assume that $f : x \mapsto \frac{ax+b}{cx+d}$ (which is defined on \mathbb{R} if $c = 0$ and on $(-\infty, -d/c) \cup (-d/c, +\infty)$ otherwise).

Then, for any x in its domain,

$$f'(x) = \frac{ad - cb}{(cx + d)^2}, \quad f''(x) = -2c \frac{ad - cb}{(cx + d)^3}, \quad f^{(3)}(x) = 6c^2 \frac{ad - cb}{(cx + d)^4}.$$

Thus,

$$f'(x)f^{(3)}(x) - \frac{3}{2}f''(x)^2 = 0.$$

Hence, f is indeed $\gamma^{1/2}$ -convex and $\gamma^{1/2}$ -concave.

Conversely, let us assume that f is both $\gamma^{1/2}$ -convex and $\gamma^{1/2}$ -concave, *i.e.*, that $\frac{1}{\sqrt{|f'|}}$ is an affine function. Then, there exist $\alpha, \beta \in \mathbb{R}$ such that for all $x \geq 0$ $\frac{1}{\sqrt{|f'(x)|}} = \alpha x + \beta$. Thus,

$$f'(x) = \pm \frac{1}{(\alpha x + \beta)^2}.$$

Integrating, we conclude that f is of the announced form $x \mapsto \frac{ax+b}{cx+d}$.

2. We recall that the function $x \mapsto x^\beta$ is strictly convex on \mathbb{R}_+^* if and only if $\beta > 1$ or $\beta < 0$ and strictly concave if and only if $\beta \in (0, 1)$.

Hence, since the derivative of $x \mapsto x^\nu$ is $x \mapsto \nu x^{\nu-1}$, $x \mapsto x^\nu$ is strictly $\gamma^{1/2}$ -convex if and only if $|\nu| > 1$. Likewise, $x \mapsto x^\nu$ is strictly $\gamma^{1/2}$ -concave if and only if $|\nu| < 1$.

3. Since, for all $x \in \mathbb{R}$,

$$\frac{1}{\sqrt{(e^x)'}} = e^{-\frac{1}{2}x},$$

the results immediately follows, owing to the strict convexity of $x \mapsto e^{-\frac{1}{2}x}$. □

Non-local characterization. The $\gamma^{1/2}$ -convexity/concavity of a function can surprisingly be written under a non-local form. Although this characterization is generally less suitable to check if a given function is $\gamma^{1/2}$ -convex/concave, it can be useful to understand why the $\gamma^{1/2}$ -convexity/concavity is especially adapted to our problem. Indeed, the fact that the ‘ $\gamma^{1/2}$ -properties’ are stable by composition and that they ensure that a function has at most three fixed points can easily be proven by considering this non-local form.

Proposition 6. *Let $f \in C^3(I, \mathbb{R})$. Then*

- *f is $\gamma^{1/2}$ -convex (resp. $\gamma^{1/2}$ -concave) if and only if for any $x, y \in I$, $x \neq y$,*

$$f'(x)f'(y) \leq \left(\frac{f(x) - f(y)}{x - y} \right)^2 \quad (\text{resp. } f'(x)f'(y) \geq \left(\frac{f(x) - f(y)}{x - y} \right)^2).$$

- *f is strictly $\gamma^{1/2}$ -convex (resp. strictly $\gamma^{1/2}$ -concave) if and only if for any $x, y \in I$, $x \neq y$,*

$$f'(x)f'(y) < \left(\frac{f(x) - f(y)}{x - y} \right)^2 \quad (\text{resp. } f'(x)f'(y) > \left(\frac{f(x) - f(y)}{x - y} \right)^2).$$

Proof. We only prove the $\gamma^{1/2}$ -convex case. Let us assume that f is $\gamma^{1/2}$ -convex, and let $y \in I$. We define $I_y^- = \{x \in I : x < y\}$ and $I_y^+ = \{x \in I : x > y\}$, and we introduce the homographic function

$$h_y(x) := \frac{f'(y)}{x - f(y)}$$

which is well defined on $(-\infty, f(y))$ and on $(f(y), +\infty)$. As seen in the examples, and according to Proposition 5, $h_y \circ f$ is $\gamma^{1/2}$ -convex on I_y^- and on I_y^+ . In other words, $\gamma_{h_y \circ f}^{1/2} = \frac{1}{\sqrt{|(h_y \circ f)'}}$ is convex on I_y^- and on I_y^+ , and for all $x \in I \setminus \{y\}$,

$$\gamma_{h_y \circ f}^{1/2}(x) = \frac{|f(x) - f(y)|}{\sqrt{f'(x)f'(y)}}.$$

We observe that $\gamma_{h_y \circ f}^{1/2}$ can be extended by continuity at y by defining $\gamma_{h_y \circ f}^{1/2}(y) = 0$. We now assume that $f' > 0$ (the case $f' < 0$ is similar). Then, for any $x \in I \setminus \{y\}$,

$$\gamma_{h_y \circ f}^{1/2 \prime}(x) = \operatorname{sgn}(x - y) \left(\sqrt{\frac{f'(x)}{f'(y)}} - (f(x) - f(y)) \frac{f''(x)}{2(f'(x)f'(y))^{3/2}} \right).$$

Thus,

$$\gamma_{h_y \circ f}^{1/2 \prime}(x) \xrightarrow{x \rightarrow y^-} -1 \quad \text{and} \quad \gamma_{h_y \circ f}^{1/2 \prime}(x) \xrightarrow{x \rightarrow y^+} 1.$$

Since $\gamma_{h_y \circ f}^{1/2}$ is convex on I_y^- and on I_y^+ , $\gamma_{h_y \circ f}^{1/2}$ lies above its tangent at y on these two intervals, *i.e.*,

- For all $x \in I_y^+$, $\gamma_{h_y \circ f}^{1/2} \geq -(x - y)$.
- For all $x \in I_y^-$, $\gamma_{h_y \circ f}^{1/2} \geq (x - y)$.

Therefore, for all $x \in I \setminus \{y\}$,

$$\frac{|f(x) - f(y)|}{\sqrt{f'(x)f'(y)}} \geq |x - y|,$$

which proves

$$f'(x)f'(y) \leq \left(\frac{f(x) - f(y)}{x - y} \right)^2.$$

If f is strictly $\gamma^{1/2}$ -convex, then these inequalities become strict, which proves the second point.

Now, let us prove the converse assertion. We assume that for any $x, y \in I$, $x \neq y$,

$$f'(x)f'(y) \leq \left(\frac{f(x) - f(y)}{x - y} \right)^2.$$

Then for any $x > 0, \varepsilon \in \mathbb{R}$ small enough,

$$f'(x)f'(x + \varepsilon) - \left(\frac{f(x + \varepsilon) - f(x)}{\varepsilon} \right)^2 \leq 0.$$

A Taylor-expansion of the left-hand side leads to

$$\varepsilon^2 \left(\frac{1}{6} f'(x)f^{(3)}(x) - \frac{1}{4} f''(x)^2 \right) + o(\varepsilon^2) \leq 0,$$

which implies the inequality

$$f'(x)f^{(3)}(x) \leq \frac{3}{2} f''(x)^2.$$

In the case where, for any $x \neq y$

$$f'(x)f'(y) < \left(\frac{f(x) - f(y)}{x - y} \right)^2,$$

this inequality becomes strict in a dense subset of I . Indeed, let us assume that there exists a segment $J \subset I$ such that

$$f' f^{(3)} = \frac{3}{2} f''^2 \quad \text{on } J.$$

Then, according to the examples, $f|_J$ is a homographic or an affine function, *i.e.*, there exist $a, b, c, d \in \mathbb{R}$ such that:

$$\forall x \in J, \quad f(x) = \frac{ax + b}{cx + d}.$$

Then, for all $x, y \in J$,

$$f'(x)f'(y) = \left(\frac{(ad - cb)}{(cx + d)(cy + d)} \right)^2 = \left(\frac{f(x) - f(y)}{x - y} \right)^2,$$

which contradicts the strict inequality. □

We now use this non-local characterization in order to prove the last result concerning the $\gamma^{1/2}$ -convexity/concavity.

Proposition 7. *A strictly monotonic function f is (strictly) $\gamma^{1/2}$ -convex if and only if f^{-1} is (strictly) $\gamma^{1/2}$ -concave.*

Proof. By applying the formula for the derivative of an inverse function, we have, for any $x \neq y$,

$$f^{-1'}(x)f^{-1'}(y) = \frac{1}{f'(f^{-1}(x))f'(f^{-1}(y))}.$$

If f is $\gamma^{1/2}$ -convex, then, according to the non-local characterization,

$$f'(f^{-1}(x))f'(f^{-1}(y)) \leq \left(\frac{f(f^{-1}(x)) - f(f^{-1}(y))}{f^{-1}(x) - f^{-1}(y)} \right)^2 = \left(\frac{x - y}{f^{-1}(x) - f^{-1}(y)} \right)^2.$$

Hence,

$$f^{-1'}(x)f^{-1'}(y) \geq \left(\frac{f^{-1}(x) - f^{-1}(y)}{x - y} \right)^2.$$

We prove the converse with the same method. □

Let us finally come to the proof of our main theorem (2), namely:

Theorem. *Let $f, g \in C^3(\mathbb{R}_+, \mathbb{R}_+)$ be two functions such that $f' > 0, g' > 0$ or $f' < 0, g' < 0$ on \mathbb{R}_+ . We recall that system (2) refers to*

$$\begin{cases} \dot{x} = \alpha f(y) - x \\ \dot{y} = \beta g(x) - y \end{cases}. \quad (2)$$

Then

- If f and g are $\gamma^{1/2}$ -convex, and (at least) one of these functions is strictly $\gamma^{1/2}$ -convex, then for any $\alpha, \beta > 0$ system (2) has at most three equilibria, and is either monostable or bistable.
- If f and g are $\gamma^{1/2}$ -concave, and (at least) one of these functions is strictly $\gamma^{1/2}$ -concave, then for any $\alpha, \beta > 0$, system (2) is monostable.

Proof. • As evidenced by the examples, composing with an affine function does not change the $\gamma^{1/2}$ -convexity/concavity of the functions. Hence, according to Proposition 5, under the first hypothesis, $x \mapsto \alpha f(\beta g(x))$ is strictly $\gamma^{1/2}$ -convex. According to Proposition 4, this function has at most three fixed points, which shows that system (2) has at most three equilibria.

Moreover, it is well-known that the basins of attraction of stable equilibrium points are open sets. Indeed, if \bar{x}_s is a stable equilibrium of a differential equation, then, by definition, there exists an open set U which contains \bar{x}_s and which is included in the basin of attraction. Let x_0 be a point of this basin. By denoting Φ_T the flow associated to this ODE at time T , we get $\Phi_T(x_0) \in U$ for T large enough, and $\Phi_T^{-1}(U)$ is thus a neighborhood of x_0 which is included in the basin of attraction of \bar{x}_s .

Hence the system cannot be tristable, and is thus at most bistable.

- Under this second hypothesis, $x \mapsto \alpha f(\beta g(x))$ is $\gamma^{1/2}$ -concave. According to Proposition 4, this proves that $x \mapsto \alpha f(\beta g(x))$ has a unique equilibrium, and thus that system (2) is monostable.

□

3.3 An extension to cyclic n -dimensional ODEs

As we have seen, the property satisfied by the $\gamma^{1/2}$ -convex/concave functions provides an attractive way to check that the function has at most three equilibria. This result can be used to ensure that some ODE models of higher-dimension and of cyclic nature are at most bistable.

We consider the ODE system

$$\begin{cases} \dot{x}_1 &= f_1(x_n) - x_1 \\ \dot{x}_2 &= f_2(x_1) - x_2 \\ \vdots & \\ \dot{x}_n &= f_n(x_{n-1}) - x_n \end{cases}, \quad (4)$$

where $f_1, \dots, f_n \in C^1(\mathbb{R}_+, \mathbb{R}_+)$ are some strictly monotonic functions.

As for the 2-dimensional case, we note that $(\bar{x}_1, \bar{x}_2, \dots, \bar{x}_n)$ is an equilibrium of (4) if and only if

$$\begin{cases} \bar{x}_1 = f_1(\bar{x}_n) \\ \bar{x}_2 = f_2(\bar{x}_1) \\ \vdots \\ \bar{x}_{n-1} = f_{n-1}(\bar{x}_{n-2}) \\ \bar{x}_n = f_n \circ f_{n-1} \circ \dots \circ f_1(\bar{x}_n). \end{cases}$$

Hence, the number of equilibria of (4) is equal to the number of fixed points of $f_n \circ f_{n-1} \circ \dots \circ f_1$. Thus, if $f_n \circ f_{n-1} \circ \dots \circ f_1$ is decreasing, *i.e.*, if there is an odd number of decreasing functions among f_1, \dots, f_n , then (4) has a unique equilibria. Otherwise, the previous theoretical framework naturally leads to the following proposition:

Proposition 8. *Let us assume that $f_1, \dots, f_n \in C^3(\mathbb{R}_+, \mathbb{R}_+)$ are monotonic functions such that for all $i \in \{1, \dots, n\}$ $|f'_i| > 0$ on \mathbb{R}_+ , and that exactly an even number of these functions are decreasing.*

If these functions are all $\gamma^{1/2}$ -convex (resp. $\gamma^{1/2}$ -concave) and at least one of them is strictly $\gamma^{1/2}$ -convex (resp. $\gamma^{1/2}$ -concave), then (4) has a most three (resp. one) equilibria. Moreover, under the weak hypothesis

$$\text{for all } x \text{ fixed point of } f_1 \circ \dots \circ f_n, \quad (f_1 \circ \dots \circ f_n)'(x) \neq 1,$$

system (4) is at most bistable.

Proof. According to Propositions 4 and 5, $f_n \circ \dots \circ f_1$ has at most three equilibria. Moreover, if it has three equilibria, then, according to Proposition 2, there exists $\bar{x} := (\bar{x}_1, \dots, \bar{x}_n)$ such that

$$f'_1(\bar{x}_n)f'_2(\bar{x}_1) \dots f'_n(\bar{x}_{n-1}) \geq 1.$$

The Jacobian matrix of the right-hand side of (4) in \bar{x} is

$$J_{\bar{x}} = \begin{pmatrix} -1 & 0 & \dots & 0 & f'_1(\bar{x}_n) \\ f'_2(\bar{x}_1) & -1 & 0 & \dots & 0 \\ 0 & f'_3(\bar{x}_2) & -1 & \ddots & \vdots \\ \vdots & \ddots & \ddots & \ddots & 0 \\ 0 & 0 & 0 & f'_n(\bar{x}_{n-1}) & -1 \end{pmatrix}.$$

Thus, its characteristic polynomial is

$$(X + 1)^n - f'_1(\bar{x}_n)f'_2(\bar{x}_1) \dots f'_n(\bar{x}_{n-1}).$$

Then $(f'_1(\bar{x}_n)f'_2(\bar{x}_1) \dots f'_n(\bar{x}_{n-1}))^{1/n} - 1 > 0$ is an eigenvalue of $J_{\bar{x}}$, which proves that this point is asymptotically unstable. Hence, system (4) has indeed at most two stable equilibria. \square

Let us remark that, as soon as $n \geq 3$, we cannot a priori assert that any solution will converge to some equilibrium point. In fact, as shown in [2] for $n = 3$, some trajectories may be periodic.

4 Determining the parameters for mono/bistability

In the previous section, we have shown that, under general hypotheses on f and g , the system

$$\begin{cases} \dot{x} = \alpha f(y) - x \\ \dot{y} = \beta g(x) - y \end{cases} \quad (2)$$

is either monostable or bistable. The purpose of this section is, once the functions f, g are fixed, to determine which parameters α, β induce a monostable system, and which ones induce a bistable system.

To answer this question, we introduce a general framework that will encompass this particular result. Using this framework, we will also recover the result of the third section, which states that, under some hypotheses, system (2) cannot have more than two stable equilibria.

4.1 General framework

We introduce a family of sets: for $n \in \mathbb{N}^*$, let

$$E_n := \left\{ (x, y) \in (\mathbb{R}_+^n)^2 : \forall i \neq j, \frac{x_i}{f(y_i)} = \frac{x_j}{f(y_j)}, \frac{y_i}{g(x_i)} = \frac{y_j}{g(x_j)}, x_i \neq x_j \right\}.$$

Notice that, since f and g are one-to-one, E_n can also be written

$$E_n = \left\{ (x, y) \in (\mathbb{R}_+^n)^2 : \forall i \neq j, \frac{x_i}{f(y_i)} = \frac{x_j}{f(y_j)}, \frac{y_i}{g(x_i)} = \frac{y_j}{g(x_j)}, y_i \neq y_j \right\}.$$

By convention, we take $E_1 = \mathbb{R}_+^2$. We also introduce two subsets of the above sets E_n :

$$E_n^> := \left\{ (x, y) \in E_n : \min_{i \in \{1, \dots, n\}} \left(\frac{x_i g'(x_i)}{g(x_i)} \frac{y_i f'(y_i)}{f(y_i)} \right) > 1 \right\}$$

$$E_n^{\geq} := \left\{ (x, y) \in E_n : \min_{i \in \{1, \dots, n\}} \left(\frac{x_i g'(x_i)}{g(x_i)} \frac{y_i f'(y_i)}{f(y_i)} \right) \geq 1 \right\}$$

We note that, in the particular case $n = 1$, E_1^{\geq} is the closure of $E_1^>$.

We also introduce

$$G_n : E_n \longrightarrow \mathbb{R}_+^2$$

$$(x, y) \longmapsto \left(\frac{x_i}{f(y_i)}, \frac{y_i}{g(x_i)} \right),$$

for some $i \in \{1, \dots, n\}$. Remark that by the definition of E_n , the function G_n is well-defined since the choice of i is arbitrary.

The following property explains how the sets $E_n^>$ and E_n^{\geq} and the function G_n can be used to study the number of equilibria of (2).

Proposition 9. *Let $n \in \mathbb{N}^*$.*

- *If $(\alpha, \beta) \in G_n(E_n^>)$, then system (2) has at least $2n + 1$ equilibria.*
- *If system (2) has $2n$ equilibria or more, then $(\alpha, \beta) \in G_n(E_n^{\geq})$.*

Here is a direct and useful consequence of this proposition:

Corollary 10. *If $E_n^> = \emptyset$, then for any choice of α, β , system (2) has at most $2n - 1$ equilibria.*

Proof of Proposition 9. Let us assume that $E_n^> \neq \emptyset$, and let $(\alpha, \beta) \in G_n(E_n^>)$. Then, there exists $(x, y) \in E_n$ such that, for all $i \in \{1, \dots, n\}$,

$$\frac{x_i g'(x_i)}{g(x_i)} \frac{y_i f'(y_i)}{f(y_i)} > 1, \quad \text{and} \quad \alpha = \frac{x_i}{f(y_i)}, \quad \beta = \frac{y_i}{g(x_i)}.$$

In other words, all the points (x_i, y_i) are equilibria of the system, and satisfy $\alpha \beta f'(y_i) g'(x_i) > 1$. According to Corollary 3, this proves that $x \mapsto \alpha f(\beta g(x))$ has at least $2n + 1$ fixed points, and thus that system (2) has at least $2n + 1$ equilibria.

Now, let us assume that system (2) has at least $2n$ equilibria. According to Proposition 2, there exist at least n of these equilibria (denoted $(\bar{x}_1, \bar{y}_1), \dots, (\bar{x}_n, \bar{y}_n)$) which satisfy $\alpha\beta f'(\bar{y}_i)g'(\bar{x}_i) \geq 1$. Since each (\bar{x}_i, \bar{y}_i) is an equilibrium of (2), then for all $i \in \{1, \dots, n\}$,

$$\alpha = \frac{\bar{x}_i}{f(\bar{y}_i)}, \quad \beta = \frac{\bar{y}_i}{g(\bar{x}_i)},$$

which proves that $(\alpha, \beta) \in G_n(E_n^\geq)$. □

4.2 Application to $n = 1$: determining the parameters for mono/bistability

4.2.1 General statement

In [3], Cherry and Adler state conditions on f, g which ensure that, for some values of α, β , system (2) is multistable. As seen in Section 2, under the hypotheses of Theorem 2, this system is at most bistable, which means that multistability actually simplifies to mere bistability.

In the following theorem, we improve this result in order to identify, depending on f and g , the spaces of parameters (α, β) for which the system is monostable or bistable. From now on, \bar{A} denotes the closure of a set $A \subset \mathbb{R}^2$, and A^C its complement.

Theorem 3. *Let us define*

$$E_1^\geq := \left\{ (x, y) \in \mathbb{R}_+^2 : \left(\frac{xg'(x)}{g(x)} \frac{yf'(y)}{f(y)} \right) > 1 \right\} \text{ and } G_1 : (x, y) \mapsto \left(\frac{x}{f(y)}, \frac{y}{g(x)} \right) \text{ for } (x, y) \in \mathbb{R}_+^2.$$

Let us assume that f and g are both $\gamma^{1/2}$ -convex, and that at least one of them is strictly $\gamma^{1/2}$ -convex. We have the following alternative:

- *If $(\alpha, \beta) \in G_1(E_1^\geq)$, then (2) has exactly three equilibria, among which exactly two stable equilibria.*
- *If $(\alpha, \beta) \in \overline{G_1(E_1^\geq)}^C$, then (2) has a unique equilibrium, which is stable.*

Proof. This is a direct consequence of Proposition 9, applied with $n = 1$. □

Remark. We note that, if $E_1^\geq = \emptyset$, *i.e.*, if

$$\sup_{x>0} \left(\left| \frac{xg'(x)}{g(x)} \right| \right) \sup_{y>0} \left(\left| \frac{yf'(y)}{f(y)} \right| \right) < 1,$$

then (2) is monostable for any α, β , which is nothing but the theorem of Cherry and Adler in [3].

In general, this criterion does not lead to an explicit expression of $G_1(E_1^\geq)$, but it does for E_1^\geq . Hence, the set $G_1(E_1^\geq)$ is numerically easily derived. These computations may be significantly facilitated by assuming that the system is symmetric, *i.e.*, of the form

$$\begin{cases} \dot{x} = \alpha f(y) - x \\ \dot{y} = \alpha f(x) - y. \end{cases} \quad (5)$$

In this very special case, we are led to studying the fixed points of $x \mapsto \alpha f(\alpha f(x))$. Since any fixed point of αf is also a fixed point of $\alpha f \circ \alpha f$, this system has at least one ‘diagonal’ equilibrium, *i.e.*, an equilibrium of the form (\bar{x}, \bar{x}) . The search for fixed points is thus made much simpler, and we obtain the following proposition.

Proposition 11. *Let us define*

$$E_s^> := \left\{ x \in \mathbb{R}_+ : \left| \frac{xf'(x)}{f(x)} \right| > 1 \right\}$$

and

$$\begin{aligned} G_s : E_s^> &\longrightarrow \mathbb{R}_+ \\ x &\longmapsto \frac{x}{f(x)}. \end{aligned}$$

G_s is increasing if f is decreasing, and decreasing if f is increasing. Moreover,

- If $\alpha \in G_s(E_s^>)$, then system (5) has three equilibria, and is bistable.
- If $\alpha \in \overline{G_s(E_s^>)}^C$, then system (5) is monostable.

Using Theorem 3, this result can be easily proven:

Proof. If f is strictly decreasing, then G_s is the product of two positive and increasing functions, and is thus increasing. If f is strictly increasing, since the derivative of G_s is equal to

$$x \mapsto \frac{f(x) - xf'(x)}{f(x)^2},$$

the results holds according to the definition of $E_s^>$.

Let us now prove the second part of the proof. First, let us note that $(\alpha, \alpha) \in G_1(E_1^>)$ if and only if $\alpha \in G_s(E_s^>)$. Indeed, if $(\alpha, \alpha) \in G_1(E_1^>)$, then there exists $(x, y) \in E_1^>$ such that

$$(\alpha, \alpha) = G_1(x, y).$$

Since $G_1(x, y) = G_1(y, x)$ for all (x, y) and G_1 is injective, then $x = y$, which proves that

$$(\alpha, \alpha) = G_1(x, x) = (G_s(x, x), G_s(x, x)).$$

The converse inclusion is obvious from this last equality. We conclude by applying Theorem 3. \square

Remark. In the case where the system is symmetric and cooperative (*i.e.*, f is increasing in (5)), all the equilibria are exactly the points of the form (\bar{x}, \bar{x}) , where \bar{x} is a root of $f_\alpha : x \mapsto \alpha f(x)$. Indeed, let us assume that there exists \bar{x} a root of $f_\alpha \circ f_\alpha$ which is not a root of f_α . Then, $\bar{y} := f_\alpha(\bar{x}) \neq \bar{x}$ is also a root of $f_\alpha \circ f_\alpha$. Let us assume that $\bar{y} < \bar{x}$ (the case $\bar{x} < \bar{y}$ is similar). Since f_α is increasing, $\bar{x} = f_\alpha(\bar{y}) < f_\alpha(\bar{x}) = \bar{y}$. This leads to a contradiction, which proves the result.

On the contrary, if the system is competitive, there exists at most one ‘diagonal equilibrium’, since αf has at most one fixed point if f is decreasing.

4.2.2 Examples with Hill functions

We now illustrate the previous two theorems, in the case where f and g are two Hill functions (shifted or not), *i.e.*, that f and g are defined on \mathbb{R}_+ by

$$f : z \mapsto \frac{1 + \lambda_1 \left(\frac{z}{z_{01}}\right)^a}{1 + \left(\frac{z}{z_{01}}\right)^a} \qquad g : z \mapsto \frac{1 + \lambda_2 \left(\frac{z}{z_{02}}\right)^b}{1 + \left(\frac{z}{z_{02}}\right)^b},$$

with $\lambda_1, \lambda_2 \in [0, 1)$, $a, b \geq 1$, $z_{01}, z_{02} > 0$.

First, we note that, for all $\alpha, \beta > 0$,

$$\begin{cases} \alpha f(y) - x = 0 \\ \beta g(x) - y = 0 \end{cases} \quad \text{if and only if} \quad \begin{cases} \alpha \tilde{f}\left(\frac{y}{z_{01}}\right) - x = 0 \\ \beta \tilde{g}\left(\frac{x}{z_{02}}\right) - y = 0 \end{cases},$$

where

$$\tilde{f} : z \mapsto \frac{1 + \lambda_1 z^a}{1 + z^a} \quad \text{and} \quad \tilde{g} : z \mapsto \frac{1 + \lambda_2 z^b}{1 + z^b}$$

and that

$$\alpha \beta f'(y) g'(x) = \left(\frac{\alpha}{z_{01}}\right) \left(\frac{\beta}{z_{02}}\right) \tilde{f}'\left(\frac{y}{z_{01}}\right) \tilde{g}'\left(\frac{x}{z_{02}}\right),$$

which shows that we can choose, without loss of generality, $z_{01} = z_{02} = 1$.

For conciseness, we present the result only in the case where $\lambda_1 = \lambda_2 = 0$: the complete result for general values of λ_1, λ_2 as well as the proof can be found in Appendix A.1.

Proposition 12. *Let us assume that $\lambda_1 = \lambda_2 = 0$ and let $\rho := ab$. If $\rho < 1$, then $E_1^> = \emptyset$. If $\rho \geq 1$, we define*

$$\begin{aligned} x^- &:= \left(\frac{1}{\rho - 1}\right)^{1/b}, & y^- &:= \left(\frac{1}{\rho - 1}\right)^{1/a}, \\ r^-(x) &:= \left(\frac{1 + x^b}{(\rho - 1)x^b - 1}\right)^{1/a}, & s^-(y) &:= \left(\frac{1 + y^a}{(\rho - 1)y^a - 1}\right)^{1/b}. \end{aligned}$$

Then

$$\begin{aligned} E_1^> &= \{(x, y) \in (x^-, +\infty) \times (y^-, +\infty) : y > r^-(x)\} \\ &= \{(x, y) \in (x^-, +\infty) \times (y^-, +\infty) : x > s^-(y)\}. \end{aligned} \tag{6}$$

Together with Theorem 3, this allows us to identify where, in the parameter space defined by (α, β) , we have bistability or monostability. These results are illustrated by Figure 3 for various choices of a, b, λ_1 and λ_2 .

We now study the symmetric case. Still assuming that f is a (shifted) Hill function, *i.e.*,

$$f : z \mapsto \frac{1 + \lambda \left(\frac{z}{z_0}\right)^a}{1 + \left(\frac{z}{z_0}\right)^a},$$

with $z_0 > 0$, $a > 1$, $\lambda \in \mathbb{R}_+ \setminus \{1\}$, we now consider that the system is symmetric. Then, with the notations of Proposition 11, we can identify E_s and $G_s(E_s)$. Again, for clarity of presentation and because this is the most standard case in applications, we assume that $\lambda = 0$: the complete result for the other values of λ and the proof are gathered in Appendix A.2.

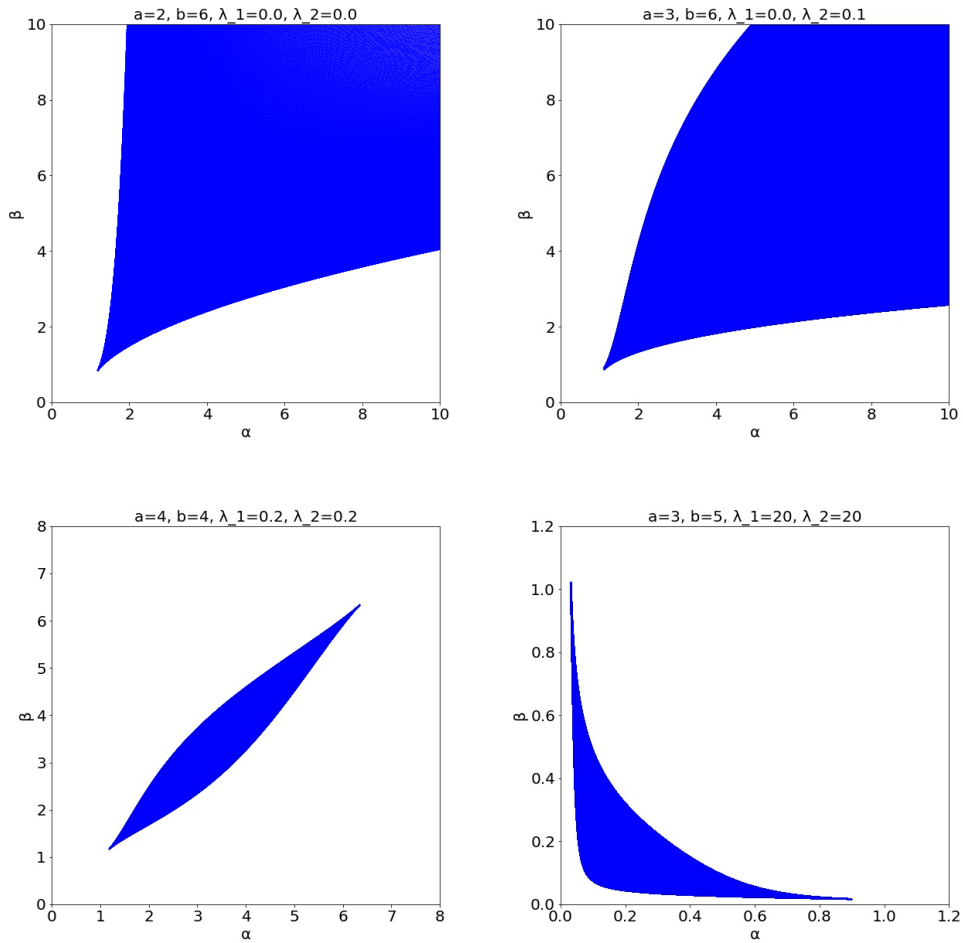


Figure 3: The parameter spaces for system (2) with Hill functions. The blue fields represent the parameters (α, β) for which the system is bistable, and the white one the parameters for which it is monostable. The problem remains unsolved only for the values at the boundary of the blue field. The parameters of the Hill functions are indicated above each graph.

Proposition 13. *Let us assume that $\lambda = 0$ and $a > 1$. We define: $\alpha_0^- := z_0 \left(\frac{1}{a-1} \right)^{1/a} \frac{a}{a-1}$. Then,*

$$G_s(E_s^>) = (\alpha_0^-, +\infty).$$

Figure 4 illustrates the symmetric case by showing the monostable and bistable regions of the parameter space (λ, α) , for various choices of a . Notice that for $\lambda = 0$, the stable region for α is indeed of the form $(\alpha_0^-, +\infty)$, as shown in the previous proposition.

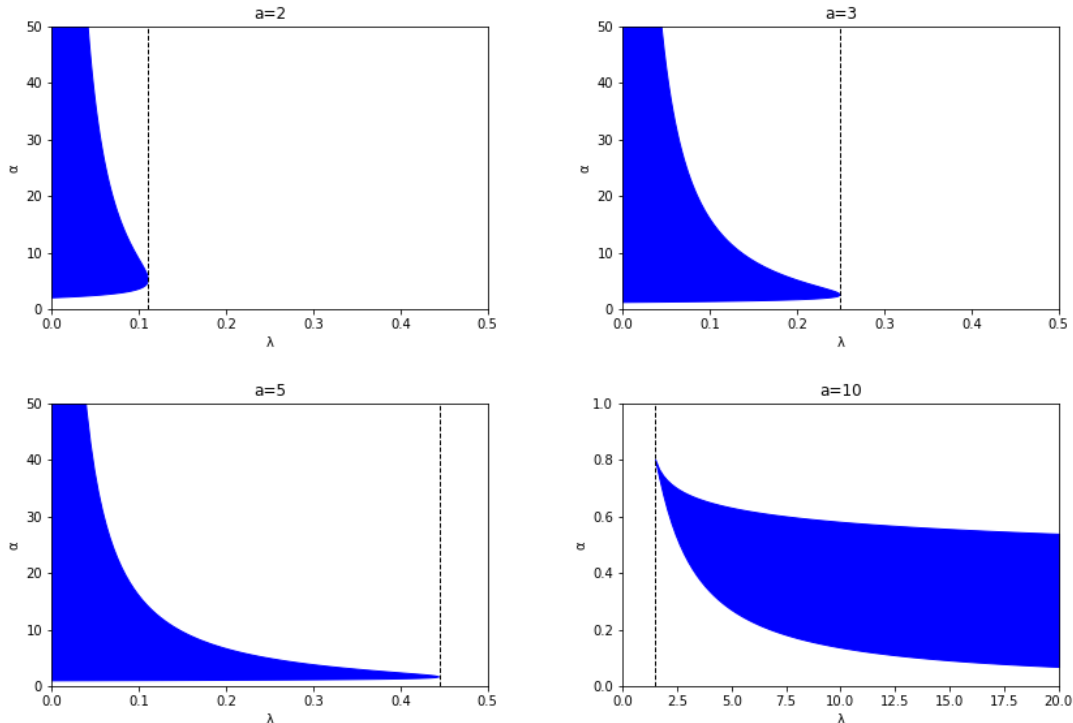


Figure 4: The parameter spaces (λ, α) is the case of a symmetric system (5) with Hill functions. The blue set stands for the values of (λ, α) which ensure bistability, and the white fields represent the parameters for which this system is monostable. As for the general case, the question of the number of equilibria remains unsolved for the values at the boundary of the blue field. All the Hill functions involved have a parameter z_0 equal to one; the value of the parameter a is specified above each graph. The vertical dashed line indicates the highest λ for which a symmetric system can be bistable (the smallest one on the fourth graphic, which exemplifies the cooperative case). This value can be explicitly computed, as shown in the Appendix.

4.3 Application to $n = 2$

We now apply Proposition 9 in the specific case where $n = 2$, in order to retrieve the result of the second section. When $n = 2$, we get

$$E_2 = \left\{ (x_1, x_2, y_1, y_2) \in \mathbb{R}_+^4 : \frac{x_1}{f(y_1)} = \frac{x_2}{f(y_2)}, \frac{y_1}{g(x_1)} = \frac{y_2}{g(x_2)}, x_1 \neq x_2 \right\},$$

and, since for any $(x_1, x_2, y_1, y_2) \in E_2$,

$$\frac{x_i}{f(y_i)} = \frac{x_1 - x_2}{f(y_1) - f(y_2)} \quad \text{and} \quad \frac{y_i}{g(x_i)} = \frac{y_1 - y_2}{g(x_1) - g(x_2)}$$

we can rewrite

$$\begin{aligned} E_2^{\geq} &= \left\{ (x_1, x_2, y_1, y_2) \in E_2 : \frac{|x_1 - x_2|}{|g(x_1) - g(x_2)|} \frac{|y_1 - y_2|}{|f(y_1) - f(y_2)|} \min(g'(x_1)f'(y_1), g'(x_2)f'(y_2)) \geq 1 \right\} \\ &\subset \left\{ (x_1, x_2, y_1, y_2) \in \mathbb{R}_+^4 : \min(g'(x_1)f'(y_1), g'(x_2)f'(y_2)) \geq \frac{|g(x_1) - g(x_2)|}{|x_1 - x_2|} \frac{|f(y_1) - f(y_2)|}{|y_1 - y_2|} \right\}. \end{aligned}$$

Thus, if f and g are $\gamma^{1/2}$ -convex, and one of these functions is strictly $\gamma^{1/2}$ -convex, as seen with Proposition 6, we get, for any $(x_1, x_2, y_1, y_4) \in \mathbb{R}_+^4$,

$$f'(y_1)f'(y_2) \leq \left(\frac{f(y_2) - f(y_1)}{y_2 - y_1} \right)^2 \quad \text{and} \quad g'(x_1)g'(x_2) \leq \left(\frac{g(x_2) - g(x_1)}{x_2 - x_1} \right)^2,$$

(and one of this inequality is in fact strict) and thus

$$g'(x_1)f'(y_1)f'(y_2)g'(x_2) < \left(\frac{|g(x_1) - g(x_2)|}{|x_1 - x_2|} \frac{|f(y_1) - f(y_2)|}{|y_1 - y_2|} \right)^2,$$

which proves that

$$g'(x_1)f'(y_1) < \frac{|g(x_1) - g(x_2)|}{|x_1 - x_2|} \frac{|f(y_1) - f(y_2)|}{|y_1 - y_2|} \quad \text{or} \quad g'(x_2)f'(y_2) < \frac{|g(x_1) - g(x_2)|}{|x_1 - x_2|} \frac{|f(y_1) - f(y_2)|}{|y_1 - y_2|},$$

and therefore that $E_2^{\geq} = \emptyset$ under this hypothesis.

A Appendix

A.1 Complement of Proposition 6

Here is the complement and the proof of Proposition 6.

Proposition 14. *We define: $\phi : \lambda \mapsto \frac{1-\sqrt{\lambda}}{1+\sqrt{\lambda}}$ and $\rho := ab\phi(\lambda_1)\phi(\lambda_2)$. If $\rho < 1$, then $E_1^> = \emptyset$. If $\rho \geq 1$, we define:*

- If $\lambda_1 > 0$ and $\lambda_2 > 0$:

$$\begin{aligned} x^\pm &:= \left[\frac{1}{\sqrt{\lambda_2}} + \frac{1}{2\lambda_2}(1 + \sqrt{\lambda_2})^2 \sqrt{\rho - 1} \left(\sqrt{\rho - 1} \pm \sqrt{\rho - \phi(\lambda_2)^2} \right) \right]^{1/b} \\ y^\pm &:= \left[\frac{1}{\sqrt{\lambda_1}} + \frac{1}{2\lambda_1}(1 + \sqrt{\lambda_1})^2 \sqrt{\rho - 1} \left(\sqrt{\rho - 1} \pm \sqrt{\rho - \phi(\lambda_1)^2} \right) \right]^{1/a} \\ \alpha(x) &:= (1 + \lambda_1) - (1 + \sqrt{\lambda_1})^2(1 + \sqrt{\lambda_2})^2 \rho \frac{x^b}{(1 + x^b)(1 + \lambda_2 x^b)} \\ \beta(y) &:= (1 + \lambda_2) - (1 + \sqrt{\lambda_1})^2(1 + \sqrt{\lambda_2})^2 \rho \frac{y^a}{(1 + y^a)(1 + \lambda_1 y^a)} \\ r^\pm(x) &:= \left[\frac{-\alpha(x) \pm \sqrt{\alpha(x)^2 - 4\lambda_1}}{2\lambda_1} \right]^{1/a} \\ s^\pm(y) &:= \left[\frac{-\beta(y) \pm \sqrt{\beta(y)^2 - 4\lambda_2}}{2\lambda_2} \right]^{1/b}. \end{aligned}$$

Then,

$$\begin{aligned} E_1^> &= \{(x, y) \in (x^-, x^+) \times (y^-, y^+) : r^-(x) < y < r^+(x)\} \\ &= \{(x, y) \in (x^-, x^+) \times (y^-, y^+) : s^-(y) < x < s^+(y)\}. \end{aligned}$$

- If $\lambda_1 = 0$ and $\lambda_2 > 0$:

$$\begin{aligned}
x^\pm &:= \left[\frac{1}{\sqrt{\lambda_2}} + \frac{1}{2\lambda_2} (1 + \sqrt{\lambda_2})^2 \sqrt{\rho - 1} \left(\sqrt{\rho - 1} \pm \sqrt{\rho - \phi(\lambda_2)^2} \right) \right]^{1/b} \\
y^- &:= \left(\frac{1}{\rho - 1} \right)^{1/a} \\
r^-(x) &:= \left[\frac{(1 + x^b)(1 + \lambda_2 x^b)}{-\lambda_2 x^{2b} + (ab(1 - \lambda_2) - (1 + \lambda_2))x^b - 1} \right]^{1/a} \\
\beta(y) &:= (1 + \lambda_2) - (1 + \sqrt{\lambda_1})^2 (1 + \sqrt{\lambda_2})^2 \rho \frac{y^a}{(1 + y^a)(1 + \lambda_1 y^a)} \\
s^\pm(y) &:= \left[\frac{-\beta(y) \pm \sqrt{\beta(y)^2 - 4\lambda_2}}{2\lambda_2} \right]^{1/b} \\
E_1^\triangleright &= \{(x, y) \in (x^-, x^+) \times (y^-, +\infty) : y > r^-(x)\} \\
&= \{(x, y) \in (x^-, x^+) \times (y^-, +\infty) : s^-(y) < x < s^+(y)\}.
\end{aligned}$$

- If $\lambda_1 = \lambda_2 = 0$:

$$\begin{aligned}
x^- &:= \left(\frac{1}{\rho - 1} \right)^{1/b}, \quad y^- := \left(\frac{1}{\rho - 1} \right)^{1/a} \\
r^-(x) &:= \left(\frac{1 + x^{n_2}}{(\rho - 1)x^b - 1} \right)^{1/a}, \quad s^-(y) := \left(\frac{1 + y^a}{(\rho - 1)y^a - 1} \right)^{1/b} \\
E_1^\triangleright &= \{(x, y) \in (x^-, +\infty) \times (y^-, +\infty) : y > r^-(x)\} \\
&= \{(x, y) \in (x^-, +\infty) \times (y^-, +\infty) : x > s^-(y)\}.
\end{aligned}$$

In order to prove this proposition, we will need this very simple lemma.

Lemma 2. *Let $P(X) := aX^2 + bX + c$ be a polynomial of degree two. We assume that $a > 0$ and $c > 0$. If P has two real roots, then they have the same sign. Moreover, P has two positive roots if and only if $b + 2\sqrt{ac} < 0$.*

Proof of Proposition 6. Let $(x, y) \in \mathbb{R}_+^2$.

$$\frac{xg'(x)}{g(x)} \frac{yf'(y)}{f(y)} = ab(1 - \lambda_1)(1 - \lambda_2) \frac{x^b y^a}{(1 + x^b)(1 + \lambda_2 x^b)(1 + y^a)(1 + \lambda_1 y^a)}.$$

We denote

$$\begin{aligned}
\omega &:= x^b \\
\delta &:= y^a \\
C &:= ab(1 - \lambda_1)(1 - \lambda_2) = (1 + \sqrt{\lambda_1})^2 (1 + \sqrt{\lambda_2})^2 \rho \\
C_1(\delta) &:= (1 + \delta)(1 + \lambda_1 \delta) \\
C_2(\omega) &:= (1 + \omega)(1 + \lambda_2 \omega) \\
P(\omega, \delta) &:= \lambda_1 C_2(\omega) \delta^2 + (C_2(\omega)(1 + \lambda_1) - C\omega) \delta + C_2(\omega) \\
&= \lambda_2 C_1(\delta) \omega^2 + (C_1(\delta)(1 + \lambda_2) - C\delta) \omega + C_1(\delta).
\end{aligned}$$

Then,

$$(x, y) \in E_1^> \iff \frac{xg'(x)}{g(x)} \frac{yf'(y)}{f(y)} \iff P(\omega, \delta) < 0.$$

We now assume that $\lambda_1 > 0$ and $\lambda_2 > 0$: the proof for $\lambda_1 = 0$ or $\lambda_2 = 0$ is similar and simpler, as P becomes a polynomial of degree 1 for the variable ω or γ .

According to lemma 2, there exist $\omega, \delta > 0$ such that $P(\omega, \delta) < 0$ if and only if

$$\begin{aligned} Q_2(\omega) &:= C_2(\omega)(1 + \lambda_1) - C\omega + 2\sqrt{\lambda_1}C_2(\omega) < 0 \\ &\iff C_2(\omega)(1 + \sqrt{\lambda_1})^2 - C\omega < 0 \\ &\iff \lambda_2\omega^2 + (1 + \lambda_2 - \frac{C}{(1 + \sqrt{\lambda_1})^2})\omega + 1 < 0 \\ &\iff \lambda_2\omega^2 + (1 + \lambda_2 - (1 + \sqrt{\lambda_2})^2\rho)\omega + 1 < 0. \end{aligned}$$

According to lemma 2, there exists $\omega > 0$ such that $Q_2(\omega) < 0$ if and only if

$$(1 + \sqrt{\lambda_2})^2 - (1 + \sqrt{\lambda_2})^2\rho < 0 \iff \rho > 1.$$

Therefore, $Q_2(\omega) < 0$ if and only if $\rho > 1$ and $\omega \in (\omega^-, \omega^+)$, where ω^-, ω^+ (which depend on n_1, n_2, λ_1 and λ_2), denote the two positive roots of Q_2 .

Lastly, $P(\omega, \delta) < 0$ if and only if $\rho > 1$, $\omega \in (\omega^-, \omega^+)$, and $\delta \in (\tilde{r}^-(\omega), \tilde{r}^+(\omega))$, where, for all $\omega \in (\omega^-, \omega^+)$, $\tilde{r}^-(\omega), \tilde{r}^+(\omega)$ denote the two positive roots of $\delta \mapsto P(\omega, \delta)$.

With the same reasoning, by denoting δ_-, δ_+ the two positive roots of $Q_1(\delta) := C_1(\delta)(1 + \lambda_2) - C\delta + \sqrt{\lambda_2}C_1(\delta) < 0$, and, for all $\delta \in (\delta^-, \delta^+)$, $\tilde{s}^-(\delta)$ and $\tilde{s}^+(\delta)$, the two positive roots of $\omega \mapsto P(\omega, \delta)$, $P(\omega, \delta) < 0$ if and only if $\rho > 1$, $\delta \in (\delta^-, \delta^+)$, and $\omega \in (\tilde{s}^-(\delta), \tilde{s}^+(\delta))$.

We denote

$$\begin{aligned} x^- &:= (\omega^-)^{1/b}, x^+ := (\omega^+)^{1/b} \\ y^- &:= (\delta^-)^{1/a}, y^+ := (\delta^+)^{1/a} \\ r^-(x) &:= (\tilde{r}^-(\omega))^{1/a}, r^+(\omega) := (\tilde{r}^+(\omega))^{1/a} \\ s^-(y) &:= (\tilde{s}^-(\delta))^{1/b}, s^+(\delta) := (\tilde{s}^+(\delta))^{1/b}. \end{aligned}$$

The values of $x^-, x^+, y^-, y^+, r^+, r^-, s^-, s^+$ are directly computed from the formula of Q_1, Q_2 and P . \square

A.2 Complement of Proposition 13

Proposition 15. *Let us denote $\lambda_0^- := \left(\frac{a-1}{a+1}\right)^2$ and $\lambda_0^+ = \left(\frac{a+1}{a-1}\right)^2$.*

- If $\lambda \in (\lambda_0^-, \lambda_0^+)$, then $E_s = \emptyset$. In other words, system (5) is monostable, for any value of g .
- If $\lambda = 0$, we define: $\alpha_0^- := z_0 \left(\frac{1}{a-1}\right)^{1/a} \frac{a}{a-1}$. Then, $E_s^> = (\alpha_0^-, +\infty)$.

- If $\lambda \in (0, \lambda_0^-]$, we define:

$$\begin{aligned}\omega_\lambda^- &:= \frac{a-1 - (a+1)(\lambda + \sqrt{(1-\lambda)(\lambda_0^- - \lambda)})}{2\lambda} \\ \omega_\lambda^+ &:= \frac{a-1 - (a+1)(\lambda - \sqrt{(1-\lambda)(\lambda_0^- - \lambda)})}{2\lambda} \\ \alpha_\lambda^- &:= z_0(\omega_\lambda^-)^{1/a} \frac{1 + \omega_\lambda^-}{1 + \lambda\omega_\lambda^-}, \quad \alpha_\lambda^+ := z_0(\omega_\lambda^+)^{1/a} \frac{1 + \omega_\lambda^+}{1 + \lambda\omega_\lambda^+}.\end{aligned}$$

Then, $G_s(E_s^>) = (\alpha_\lambda^-, \alpha_\lambda^+)$.

- If $\lambda \geq \lambda_0^+$, we define:

$$\begin{aligned}\tau_\lambda^- &:= \frac{-(a+1) + (a-1)(\lambda - \sqrt{(\lambda-1)(\lambda - \lambda_0^+)})}{2\lambda} \\ \tau_\lambda^+ &:= \frac{-(a+1) + (a-1)(\lambda + \sqrt{(\lambda-1)(\lambda - \lambda_0^+)})}{2\lambda} \\ \beta_\lambda^- &:= z_0(\tau_\lambda^+)^{1/a} \frac{1 + \tau_\lambda^+}{1 + \lambda\tau_\lambda^+}, \quad \beta_\lambda^+ := z_0(\tau_\lambda^-)^{1/a} \frac{1 + \tau_\lambda^-}{1 + \lambda\tau_\lambda^-}.\end{aligned}$$

Then, $G_s(E_s^>) = (\beta_\lambda^-, \beta_\lambda^+)$.

Proof. With the same reasoning as for the asymmetric system, we can assume that $z_0 = 1$. Let $x \in \mathbb{R}_+$. We denote: $\omega := x^a$ and

$$P(\omega) := (1 + \lambda\omega)(1 + \omega) - n|\lambda - 1|\omega = \lambda\omega^2 + (\lambda + 1 - a|\lambda - 1|)\omega + 1.$$

Since

$$\left| \frac{xf'(x)}{f(x)} \right| = \frac{a|\lambda - 1|x^a}{(1 + \lambda x^a)(1 + x^a)},$$

we clearly have: $x \in E_s^> \iff \left| \frac{xf'(x)}{f(x)} \right| > 1 \iff P(\omega) < 0$.

If $\lambda = 0$, then: $P(\omega) = 1 - (a-1)\omega$. Thus, $P(\omega) < 0 \iff \omega > \frac{1}{a-1} \iff x > (\frac{1}{a-1})^{1/a}$.

Since $G_s((\frac{1}{a-1})^{1/a}) = (\frac{1}{a-1})^{1/a} \frac{a}{a-1} := a_0^-$, the result follows.

We now assume that $\lambda > 0$. Denoting Δ the discriminant of P, we get

$$\Delta = (\lambda + 1)^2 + a^2(\lambda - 1)^2 - 2a(\lambda + 1)|\lambda - 1| - 4\lambda = |\lambda - 1|(|\lambda - 1|(1 + a^2) - 2a(\lambda + 1)).$$

We distinguish two cases:

- If $\lambda < 1$, recalling that $\lambda_0^- = (\frac{a-1}{a+1})^2$, we have

$$\Delta = (1 - \lambda)((1 - a)^2 - \lambda(1 + a)^2) = -(1 - \lambda)(1 + a)^2(\lambda - \lambda_0^-).$$

Hence, if $\lambda > \lambda_0$, then $P(\omega) > 0$, and thus $x \notin E_s^>$.

If $\lambda \in (0, \lambda_0]$, then P has two roots, and we have

$$P(\omega) < 0 \iff \omega \in (\omega_\lambda^-, \omega_\lambda^+) \iff x \in ((\omega_\lambda^-)^{1/a}, (\omega_\lambda^+)^{1/a}).$$

Hence, $E_s^> = ((\omega_\lambda^-)^{1/a}, (\omega_\lambda^+)^{1/a})$. Since G_s is increasing, we get

$$G_s(E_s) = (G_s((\omega_\lambda^-)^{1/a}), G_s((\omega_\lambda^+)^{1/a})) = (\alpha_\lambda^-, \alpha_\lambda^+).$$

- If $\lambda > 0$, the reasoning is exactly the same. In this case

$$\Delta = (\lambda - 1)(\lambda(a - 1)^2 - (a + 1)^2) = (\lambda - 1)(a - 1)^2(\lambda - \lambda_0^+),$$

where $\lambda_0^+ = (\frac{a+1}{a-1})^2$. We get $E_s^> = ((\tau_\lambda^-)^{1/a}, (\tau_\lambda^+)^{1/a})$, and, lastly, since G_s is decreasing in this case,

$$G_s(E_s^>) = (G(\tau_\lambda^+), G(\tau_\lambda^-)) = (\beta_\lambda^-, \beta_\lambda^+),$$

which ends the proof. □

A.3 Other sigmoid functions which are $\gamma^{1/2}$ -convex

The following sigmoid functions are strictly $\gamma^{1/2}$ -convex:

- (i) The logistic function, and more generally, the general logistic functions, *i.e.*, all the functions of the shape

$$x \mapsto \left(\frac{1}{1 + e^{-x}} \right)^\alpha, \quad \alpha > 0.$$

- (ii) The hyperbolic tangent:

$$x \mapsto \frac{e^x - e^{-x}}{e^x + e^{-x}}.$$

- (iii) The arctan function.

- (iv) The Gudermannian function:

$$x \mapsto \int_0^x \frac{1}{\cosh(t)} dt.$$

- (v) The error function

$$x \mapsto \frac{2}{\sqrt{\pi}} \int_0^x e^{-t^2} dt.$$

Proof. (i) We note that the result is immediate if we assume $\alpha \geq 1$, because the function happens to be the composite of $\gamma^{1/2}$ -convex functions in this case. Surprisingly, the results holds true if $\alpha < 1$. This result is equivalent to showing that $f : x \mapsto \frac{1}{\alpha}(1 + e^x)^{-\alpha}$ is strictly $\gamma^{1/2}$ -convex, for any $\alpha > 0$ (the result is in fact true for any $\alpha \neq 1$). We indeed compute

$$f'(x) = e^x(1 + e^x)^{-(\alpha+1)}, \quad f''(x) = \frac{1 - \alpha e^x}{1 + e^x} f'(x), \quad f^{(3)}(x) = \frac{\alpha e^{2x} - (3\alpha + 1)e^x + 1}{(1 + e^x)^2} f'(x)^2,$$

and find

$$f^{(3)}(x)f'(x) - \frac{3}{2}f''(x)^2 = -\frac{f'(x)^2}{2(1 + e^x)}(\alpha^2 e^{2x} + 2e^x + 1) < 0.$$

(ii) We rewrite

$$\frac{e^x - e^{-x}}{e^x + e^{-x}} = \frac{(e^x)^2 - 1}{(e^x)^2 + 1}.$$

The hyperbolic tangent is thus the composite function of the exponential function, the square function and a homographic function, which proves that it is strictly $\gamma^{1/2}$ -convex as the composition of $\gamma^{1/2}$ -convex functions, one of which is strictly $\gamma^{1/2}$ -convex.

(iii) It is equivalent to proving that the tangent function is strictly $\gamma^{1/2}$ -concave on $(-\pi/2, \pi/2)$. Since $\tan' = \frac{1}{\cos^2}$, the result follows according to the positivity and the concavity of the cosine function on this interval.

(iv) Since this function may be rewritten as

$$x \mapsto \int_0^x \frac{1}{\cosh(t)} dt = 2 \arctan(\tanh(\frac{x}{2})),$$

this result is true according to the $\gamma^{1/2}$ -convexity of \arctan and \tanh .

(v) The result is obvious. □

References

- [1] C. P. Bracken, P. A. Gregory, N. Kolesnikoff, A. G. Bert, J. Wang, M. F. Shannon, and G. J. Goodall. A double-negative feedback loop between zeb1-sip1 and the microrna-200 family regulates epithelial-mesenchymal transition. *Cancer research*, 68(19):7846–7854, 2008.
- [2] O. Buse, R. Pérez, and A. Kuznetsov. Dynamical properties of the repressilator model. *Physical Review E*, 81(6):066206, 2010.
- [3] J. L. Cherry and F. R. Adler. How to make a biological switch. *Journal of theoretical biology*, 203(2):117–133, 2000.
- [4] V. Chickarmane, C. Troein, U. A. Nuber, H. M. Sauro, and C. Peterson. Transcriptional dynamics of the embryonic stem cell switch. *PLoS Comput Biol*, 2(9):e123, 2006.
- [5] J. E. Ferrell and E. M. Machleder. The biochemical basis of an all-or-none cell fate switch in xenopus oocytes. *Science*, 280(5365):895–898, 1998.
- [6] T. S. Gardner, C. R. Cantor, and J. J. Collins. Construction of a genetic toggle switch in escherichia coli. *Nature*, 403(6767):339–342, 2000.
- [7] R. Guantes and J. F. Poyatos. Multistable decision switches for flexible control of epigenetic differentiation. *PLoS Comput Biol*, 4(11):e1000235, 2008.
- [8] M. W. Hirsch. Systems of differential equations which are competitive or cooperative: I. limit sets. *SIAM Journal on Mathematical Analysis*, 13(2):167–179, 1982.
- [9] S. Huang, Y.-P. Guo, G. May, and T. Enver. Bifurcation dynamics in lineage-commitment in bipotent progenitor cells. *Developmental biology*, 305(2):695–713, 2007.

- [10] D. Jia, M. K. Jolly, W. Harrison, M. Boareto, E. Ben-Jacob, and H. Levine. Operating principles of tristable circuits regulating cellular differentiation. *Physical biology*, 14(3):035007, 2017.
- [11] R. J. Johnston, S. Chang, J. F. Etchberger, C. O. Ortiz, and O. Hobert. Micrnas acting in a double-negative feedback loop to control a neuronal cell fate decision. *Proceedings of the National Academy of Sciences*, 102(35):12449–12454, 2005.
- [12] P. Laslo, C. J. Spooner, A. Warmflash, D. W. Lancki, H.-J. Lee, R. Sciammas, B. N. Gantner, A. R. Dinner, and H. Singh. Multilineage transcriptional priming and determination of alternate hematopoietic cell fates. *Cell*, 126(4):755–766, 2006.
- [13] J. Li and W. Zhang. Transition between monostability and bistability of a genetic toggle switch in escherichia coli. *Discrete & Continuous Dynamical Systems-B*, 25(5):1871, 2020.
- [14] M. Lu, M. K. Jolly, H. Levine, J. N. Onuchic, and E. Ben-Jacob. Microrna-based regulation of epithelial–hybrid–mesenchymal fate determination. *Proceedings of the National Academy of Sciences*, 110(45):18144–18149, 2013.
- [15] J. Macía, S. Widder, and R. Solé. Why are cellular switches boolean? general conditions for multistable genetic circuits. *Journal of theoretical biology*, 261(1):126–135, 2009.
- [16] B. Novak and J. J. Tyson. Numerical analysis of a comprehensive model of m-phase control in xenopus oocyte extracts and intact embryos. *Journal of cell science*, 106(4):1153–1168, 1993.
- [17] E. M. Ozbudak, M. Thattai, H. N. Lim, B. I. Shraiman, and A. Van Oudenaarden. Multistability in the lactose utilization network of escherichia coli. *Nature*, 427(6976):737–740, 2004.
- [18] D. Papatsenko and M. Levine. The drosophila gap gene network is composed of two parallel toggle switches. *PLoS One*, 6(7):e21145, 2011.
- [19] I. Roeder and I. Glauche. Towards an understanding of lineage specification in hematopoietic stem cells: a mathematical model for the interaction of transcription factors gata-1 and pu. 1. *Journal of theoretical biology*, 241(4):852–865, 2006.
- [20] H. Siemens, R. Jackstadt, S. Hüntten, M. Kaller, A. Menssen, U. Götz, and H. Hermeking. mir-34 and snail form a double-negative feedback loop to regulate epithelial-mesenchymal transitions. *Cell cycle*, 10(24):4256–4271, 2011.
- [21] R. Thomas. Laws for the dynamics of regulatory networks. *International Journal of Developmental Biology*, 42(3):479–485, 2002.
- [22] R. Thomas and R. d’Ari. *Biological feedback*. CRC press, 1990.
- [23] C. Vargas-De-León. Lyapunov functions for two-species cooperative systems. *Applied Mathematics and Computation*, 219(5):2493–2497, 2012.