

Realising Einstein's mirror: Optomechanical damping with a thermal photon gas

A T M Anishur Rahman* and P. F. Barker†

(Dated: June 15, 2021)

In 1909 Einstein described the thermalization of a mirror within a blackbody cavity by collisions with thermal photons. While the time to thermalize the motion of even a microscale or nanoscale object is so long that it is not feasible, we show that it is using the high intensity light from an amplified thermal light source with a well-defined chemical potential. We predict damping of the center-of mass motion due to this effect on times scales of seconds for small optomechanical systems, such as levitated nanoparticles, allowing experimental observation.

In 1909 Einstein described how an object's motion would be damped by light scattering processes when placed inside a blackbody (BB) cavity [1]. Here, in analogy with Brownian motion, a dynamic equilibrium between the momentum fluctuations of the BB light and the object would bring the motional temperature to that of the blackbody. Importantly, both the wave-like nature of the radiation via interference processes and the particle-like nature of the photons contribute to this process and was used to understand the Planck description of the properties of blackbody sources. This process was further explored as a potential mechanism for damping on astronomical scales [2, 3] by thermal radiation pressure from the cosmic microwave background at 3 K. However, it was shown that the damping time for any object was significantly longer than the lifetime of the universe and therefore would not be of significance in astrophysical processes [2]. This damping process is weak, because as the temperature of a BB decreases, the number of photons per unit volume decreases. This occurs as a blackbody has a chemical potential of zero. In addition, the large spectral range of a blackbody means that it would be difficult to focus all the light on to a small object such as a mirror.

Thermal sources of light with a well defined chemical potential have only recently been realised. These sources allow control over the chemical potential and therefore the number of photons per unit volume for a fixed temperature [4–7]. These thermal sources are in a dynamic equilibrium where the photons come into thermal equilibrium with an active medium via absorption and emission. Since they can be pumped optically, and the photons can be confined within a cavity, the chemical potential can be varied such that even Bose-Einstein condensation has been realized [5, 6]. In addition, the limited spectral range of the resonant transitions of these sources means that the radiation is relatively narrowband (< 100 nm) when compared to a BB source (1000s nm at 300 K) and therefore, unlike a blackbody, practically all of the light can be focused and used to interact optomechan-

ically with an object, such as a mirror or a dielectric nanoparticle.

Here, we show that such light sources could be used to cool and damp the motion of nanoscale levitated particles held in a trap, which in the absence of additional feedback or cavity cooling, would heat via recoil of laser photons to motional temperatures in excess of 1000s of Kelvin. [8].

We first outline the thermalisation of the motion of a mirror to a blackbody photon gas. While Einstein and others considered the object placed inside the blackbody [1, 9], we consider the mirror outside the cavity illuminated by light emanating from the wall of a $3D$ blackbody cavity. The mirror is perfectly reflecting at all wavelengths and is a disk of area A and mass M . The spectral distribution of the photons is described using the Bose-Einstein (BE) distribution. We consider that the disk is in motion with a velocity v_z along the z axis. The photons make an angle θ with the surface normal of the disk in the z direction. The number density and the variance of the blackbody photons per unit angular frequency, per solid angle and per volume are given by $\rho_n = \frac{\omega^2}{4\pi^3 c^3} \frac{1}{\exp(\hbar\omega/k_B T) - 1}$ and $\Delta N^2 = \frac{\omega^2}{4\pi^3 c^3} \frac{\exp(\hbar\omega/k_B T)}{[\exp(\hbar\omega/k_B T) - 1]^2}$, respectively [9]. In the reference frame of the disk, the frequency of the incident radiation appears shifted due to the Doppler effect. To the disk in the moving frame, the BB radiation has an effective temperature [2, 10] $T(1 + \beta_z \cos \theta)^{-1}$ and the number density of photons per unit angular frequency and solid angle in this frame is $\rho_n(v_z) = \frac{\omega^2}{4\pi^3 c^3} \frac{1}{\exp(\hbar\omega(1 + \beta_z \cos \theta)/k_B T) - 1}$, where $\beta_z = v_z/c$ and that $v_z \ll c$. The total momentum that is delivered to a disk of area A that is illuminated by the light from a BB (with solid angle $\Omega = 2\pi$) leads to a total force [2, 10]

$$F_z(v_z) = \int_0^{\pi/2} \int_0^{2\pi} \int_0^\infty c A \cos \theta \rho_n(v_z) 2\hbar k \cos \theta d\Omega d\omega \\ \approx \frac{A\pi^2 k_B^4 T^4}{45c^3 \hbar^3} - \frac{A\pi^2 k_B^4 T^4}{15c^4 \hbar^3} v_z, \quad (1)$$

where $d\Omega = \sin \theta d\theta d\phi$. The first term in equation (1) is the usual radiation pressure force while the second term is radiation damping with a rate given by $\Gamma_z = \frac{A\pi^2 k_B^4 T^4}{15Mc^4 \hbar^3}$. The amount of energy that the disk loses per second is $(M\Gamma_z v_z) v_z = M\Gamma_z v_z^2$, where from the kinetic theory $v_z^2 = k_B T_{cm}/M$ [9] and T_{cm} is the centre-of-mass (CM) temperature of the disk. In addition, due to the fluctuation in the photon number, and the associated momen-

* Department of Physics and Astronomy, University College London, WC1E 6BT, London, UK; a.rahman@ucl.ac.uk

† Department of Physics and Astronomy, University College London, WC1E 6BT, London, UK; p.barker@ucl.ac.uk

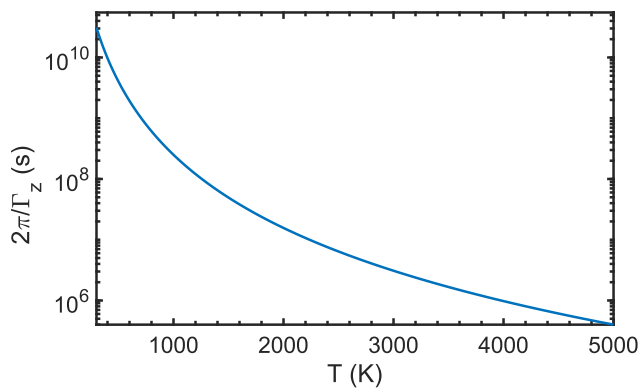


FIG. 1. The radiation damping time, $2\pi/\Gamma_z$, as a function of the blackbody temperature calculated for a circular silica disk of radius $r = 5 \mu\text{m}$, thickness 50 nm and density 2000 kg m^{-3} . This is equivalent to a mass $M \approx 7.85 \times 10^{-15} \text{ kg}$.

tum kicks from the impinging photons [1, 9], the energy that the disk gains in unit time is

$$\begin{aligned} \Delta \dot{E} &= \frac{1}{2M} \int_0^{\pi/2} \int_0^{2\pi} \int_0^\infty cA \cos \theta \Delta N^2 (2\hbar k \cos \theta)^2 d\Omega d\omega \\ &= \frac{A\pi^2 k_B^5 T^5}{15M\hbar^3 c^4}. \end{aligned} \quad (2)$$

At equilibrium, the rate in loss and the rate in gain in energy are equal so that $M\Gamma_z v_z^2 = \Delta \dot{E}$, and the centre-of-mass temperature is found to be equal to the blackbody temperature.

$$T_{cm}^z = T. \quad (3)$$

This was discussed by Einstein [1] and later calculated for inside the 3K cosmic blackbody radiation of the universe [2, 3].

To demonstrate how weak this damping process is for even a hot BB source we consider the damping of a silica disk of radius $r = 5 \mu\text{m}$, thickness 50 nm , density 2000 kg m^{-3} and mass of $M \approx 7.85 \times 10^{-15} \text{ kg}$. The best case damping time, where unrealistically the maximum 2π solid angle of the BB source could be captured and focused to the size of the disk, is given by $\tau_z = 2\pi/\Gamma_z$. A plot of the damping time is shown as a function of the BB source temperature in Fig. 1. The damping time decreases rapidly as the temperature decreases. This is due to the decrease in photon flux with blackbody temperature ($\approx T^4$). This occurs as a blackbody has no chemical potential and the photon number cannot be conserved as the temperature changes [11]. At a BB temperature of 300 K, the damping time for the silica disk is approximately 1000 years. At a temperature of 5000 K the damping time reduces to ≈ 4.63 days. While this time is significantly less than that at room temperature, it is still at the limit of experimental verification [12]. Lastly, producing such a high temperature

blackbody source would be challenging within a laboratory environment.

Damping of a reflecting disk by a 2D thermal photon gas: Over the last decade new thermal light sources with non-zero chemical potentials have been realised. Bose-Einstein condensates of photons have been achieved by increasing the chemical potential by strongly pumping these systems [4–6]. These optical sources have been produced by optical pumping of cavities containing dyes in liquids or rare earth ions within fibres. They are operated below the lasing threshold and the photons come into thermal equilibrium with the matter. An important property of these sources is that unlike a blackbody source, the chemical potential and therefore the photon flux, can be controlled or maintained when the temperature is changed. This opens up the possibility of producing more intense sources per unit frequency when compared to thermal radiation produced by blackbody sources. Coupled with the ability to isolate microscopic particles from environmental heating sources using optomechanical methods, we show that these sources should allow the experimental realisation of optical damping due to the thermal nature of light as envisioned by Einstein.

As a concrete example, we consider a 2D microcavity consisting of two cavity mirrors filled with dye molecules (see Fig. 2) [4]. Here, the cavity works as a trap for the photons emitted by the dye molecules when optically pumped. In addition, the dye molecules act as a thermal bath for the photons and provide the necessary chemical potential required for the conservation of the number of photons when the ambient temperature is varied [4]. The photon statistics of these sources are still given by the usual Bose-Einstein distribution with the inclusion of a chemical potential μ_c [4, 13]. The energy density inside the cavity is given by

$$\begin{aligned} \bar{u} &= \frac{1}{V_R} \sum_{n_x=0}^{\infty} \sum_{n_y=0}^{\infty} 2(n_x + n_y + 1) \\ &\times \frac{\hbar(\omega_c + (n_x + n_y + 1)\Omega)}{\exp[(\hbar(\omega_c + (n_x + n_y + 1)\Omega) - \mu_c)/k_B T] - 1}, \end{aligned} \quad (4)$$

where n_x and n_y are the transverse mode number, $\Omega = 2\pi c/\sqrt{D_0 R/2}$ is the difference in frequency between two consecutive transverse modes, $\omega_c = q\pi c/D_0$ is the angular frequency of the longitudinal mode number q , D_0 is the spatial separation between the two cavity mirrors, R is the radius of curvature of the cavity mirrors, n is the refractive index of the dye medium, and V_R is the volume of the cavity. In the continuum limit ($\Omega \rightarrow 0$) [14], the average number of photons that is transmitted through one of the mirrors of the high finesse cavity (see supplementary information for details), per angular frequency and solid angle, is now $\dot{N} = \frac{V_R T_r}{nq D_0} \frac{\omega_c \omega}{4\pi^3 c^2} \frac{1}{\exp[\hbar(\omega_c + \omega) - \mu_c]/k_B T] - 1}$, where T_r is the transmission co-efficient of the cavity mirror. Given that $\exp[\hbar(\omega_c + \omega) - \mu_c]/k_B T] \gg 1$ [4], \dot{N} can be approximated as $\frac{V_R T_r}{qn D_0} \frac{\omega_c \omega}{4\pi^3 c^2} \frac{1}{\exp[\hbar(\omega_c + \omega) - \mu_c]/k_B T]}$. Output powers in the range of 10s of nano-watts have been demonstrated where the power and chemical potential can be varied via by the optical pumping power and

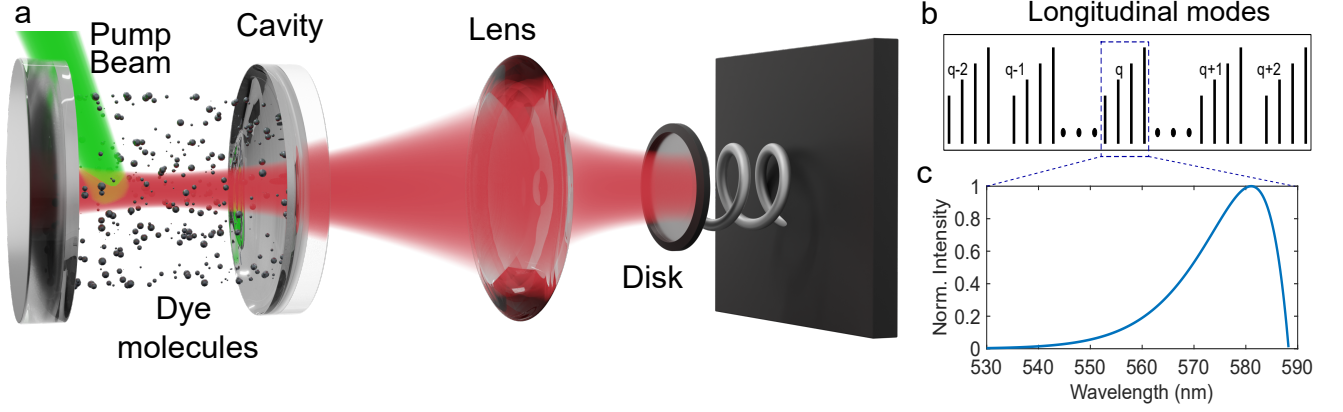


FIG. 2. **A schematic diagram of damping by thermal radiation** a) A micro-cavity containing dye molecules forms a thermalized photon gas. Multiple absorption-emission cycles in the dye molecules provide the necessary thermalization of photons while the cavity traps photon facilitating thermalization providing a well defined set of transverse modes. For a 2-D cavity, only a single longitudinal cavity mode is occupied, while thermalisation occurs in the transverse modes. The number of dye molecules inside the cavity determines the chemical potential. Thermalized photons emitted from the cavity mirrors are collected by a lens and focused onto an ideal perfectly reflecting disk. On reflection, a thermalized photon delivers a momentum kick proportional to its wavenumber and the translational velocity of the disk. The light is emitted along the z -axis while the disk is in the $x - y$ plane. b) Thermalisation in transverse modes for a single transverse mode. The emission spectrum of the dye molecules is determined by the longitudinal and transverse cavity mode occupied and the spectral profile of the dye. c) The spectral profile of the 2-D cavity. The Bose-Einstein spectral density of a single longitudinal mode q , where we have assumed $2\pi c/\omega_c = 588.24$ nm and $\mu_c = 1.93$ eV [4].

by the number density of the dye molecules [15]. Importantly, due to the relatively narrow bandwidth (≈ 60 nm [4]) of the light compared to a blackbody source, this light can be amplified further using optical amplifiers with gain, G , to increase the power while maintaining the photon statistics. As the beam can be tightly focused using a microscope objective, the intensity can be orders of magnitude higher than that for even a very hot blackbody source. When illuminated with such a light, the force that a perfectly reflecting disk of area A encounters in the moving frame is

$$\begin{aligned}
 F_z &= \frac{GV_R T_r \exp[\mu_c/k_B T]}{qnD_0} \\
 &\times \int_0^{\frac{\pi}{2}} \int_0^{2\pi} \int_0^\infty \frac{\omega_c \omega}{4\pi^3 c^3} \frac{2\hbar(\omega_c + \omega) \cos^2 \theta d\Omega d\omega}{\exp[(\hbar(\omega_c + \omega))(1 + \beta \cos \theta)/k_B T]} \\
 &\approx \frac{GV_R T_r \exp[(\mu_c - \hbar\omega_c)/k_B T] \hbar^2 \omega_c^2 k_B^2 T^2}{qnD_0 3\pi^2 \hbar^3 c^3} \\
 &- \frac{GV_R T_r \exp[(\mu_c - \hbar\omega_c)/k_B T] \hbar^3 \omega_c^3 k_B T}{qnD_0 4\pi^2 \hbar^3 c^4} v_z, \quad (5)
 \end{aligned}$$

where we have assumed that the diameter of the incident light beam (see Fig. 2) is equal to or smaller than that of the disk. The corresponding damping rate is

$$\Gamma_z = \frac{GV_R T_r \exp[(\mu_c - \hbar\omega_c)/k_B T] k_B T \omega_c^3}{4qD_0 M \pi^2 c^4}. \quad (6)$$

The rate of energy gain due to the fluctuating photon momentum is now

$$\Delta \dot{E}_z \approx \frac{GV_R T_r \exp[(\mu_c - \hbar\omega_c)/k_B T] k_B^2 T^2 \omega_c^3}{4qD_0 M \pi^2 c^4}. \quad (7)$$

The equilibrium centre-of-mass temperature of the mirror is $T_{cm} = \Delta \dot{E}_z / k_B \Gamma_z = T$. This is the same as

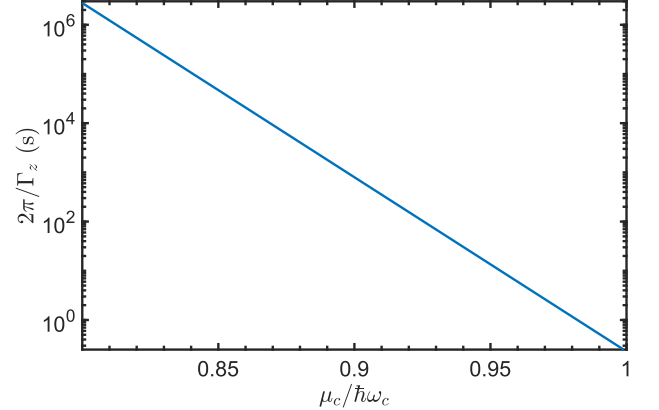


FIG. 3. The relaxation time, $2\pi/\Gamma_z$, as a function of the chemical potential normalized by the cavity cut-off frequency. The cavity has a mirror transmission $T_r = 1.5 \times 10^{-5}$, $\lambda_c = 2\pi c/\omega_c = 588$ nm, longitudinal mode number $q = 7$, mirror separation of $D_0 = 1.45 \mu\text{m}$ and radius of curvature $R = 1$ m. The disk has radius $5 \mu\text{m}$, thickness 50 nm. The thermal source is at $T = 300$ K and an optical gain of $G = 80$ dB.

that obtained from a blackbody source. However, importantly now, both Γ_z and $\Delta \dot{E}_z$ are adjustable through the chemical potential μ_c and the optical gain G . Figure 3 shows $2\pi/\Gamma_z$ as a function of normalized chemical potential $\mu_c/\hbar\omega_c$ at $T = 300$ K. The parameters used in the calculation are typically used in 2D experimental micro-cavities [4]. For a chemical potential $\mu_c/\hbar\omega_c = 0.92$, and an optical amplifier gain of 80 dB giving an output power of 200 mW, we calculate a damping time of $2\pi/\Gamma_z \approx 150$

seconds. This is six orders of magnitude larger than from a blackbody source at 4000 K.

For comparison, we consider the same reflective disk considered above, but now illuminated by a laser beam with the same intensity and whose frequency is equal to the cutoff frequency of the 2-D cavity. If this system can come into equilibrium via radiation, then the damping rate is $\Gamma_z = 2\dot{N}\hbar\omega_c/(Mc^2)$, and the corresponding rate of gain in energy is $\Delta\dot{E}_z = 2\dot{N}\hbar^2\omega_c^2/Mc^2$, where ω_c is the angular frequency of the laser and \dot{N} is the average photon number per unit time in the laser beam. The variance of a Poisson distributed laser beam is also \dot{N} . Equating these two quantities gives a centre-of-mass temperature of the disk of $\hbar\omega_c/k_B$, which is 24461 K for a $\lambda_c = 588$ nm laser. This is significantly higher than the thermal source at 300 K.

A levitated dielectric sphere damped by a thermal photon gas: Finally, we consider a levitated dielectric sphere of radius $r \ll 2\pi c/\omega_c$ and a scattering cross section of $\sigma_s = \frac{\alpha^2\omega_i^4}{6\pi\epsilon_0^2c^4}$ is illuminated by an amplified 2D thermal light from a microcavity, where the frequency of the incident light field is $\omega_i = \omega_c + \omega$ and α is the polarizability of the particle[16]. Furthermore, we assume that the amplified light is tightly focused using a lens to a spot size of area A_w . The particle could be levitated in a Paul trap, or by the thermal light itself with sufficient intensity. For simplicity we assume that the scattering cross section of the particle is independent of velocity. In the laboratory frame, the wavevector of an incident photon is given by $\mathbf{k}_i = [k_x \ k_y \ k_z]$, where $k_i = \omega_i/c$. In contrast, in the reference frame of the particle the frequency of an incident and a scattered photon appear as $\omega_i(1 + \beta)$, where $\beta = \frac{\mathbf{v}\cdot\mathbf{k}_i}{ck_i}$ and $\mathbf{v} = [v_x \ v_y \ v_z]$ is the velocity of the particle along the three translational axes. Owing to the unpolarized nature of the thermal incident photons, the scattered photons are isotropically distributed over 4π steradians. After a scattering event each photon delivers a momentum to the particle equivalent to $\mathbf{p} = \hbar k_i(1 + \beta)(\Theta_i - \Theta_s)$, where $\Theta_i = [\sin\theta_i \cos\phi_i \ \sin\theta_i \sin\phi_i \ \cos\theta_i]$ and $\Theta_s = [\sin\theta_s \cos\phi_s \ \sin\theta_s \sin\phi_s \ \cos\theta_s]$. Here, θ_i and ϕ_i represent the polar and the azimuthal angles that the wavevector of an incoming photon makes with the $-z$ axis and the $+x$ axis, respectively. θ_s and ϕ_s are the corresponding angles that the wavevector of a scattered photon makes with the same reference axes. With the appropriate Lorentz transformation, the total force exerted by all photons that interact with the particle is

$$\begin{aligned} \mathbf{F} &= \frac{GV_R T_r}{qnD_0} \frac{1}{4\pi} \int_0^\pi \int_0^{2\pi} \int_0^{\frac{\pi}{2}} \int_0^{2\pi} \int_0^\infty \left[\frac{\sigma_s}{A_w} \frac{\omega_c \omega}{4\pi^3 c^2} \right. \\ &\quad \times \left. \frac{\exp(\mu_c/k_B T)}{\exp[\hbar\omega_i(1 + \beta)/k_B T]} \hbar k_i (\Theta_i - \Theta_s) \right] d\omega d\Omega_i d\Omega_s \\ &\approx - \frac{GV_R T_r}{qnA_w D_0} \frac{\exp[(\mu_c - \hbar\omega_c)/k_B T] \alpha^2 k_B T \omega_c^7}{36\pi^3 \epsilon_0^2 c^8} \mathbf{v} \quad (8) \end{aligned}$$

where $d\Omega_i = \sin\theta_i d\phi_i d\theta_i$ with $\theta_i^{max} = \pi/2$ and $\phi_i^{max} = 2\pi$, and $d\Omega_s = \sin\theta_s d\phi_s d\theta_s$ with $\theta_s^{max} = \pi$

and $\phi_s^{max} = 2\pi$. In the final result, we have only shown the velocity dependent term. The detail derivation is available in the supplementary information. The damping rate along the three axes is given by $\Gamma_{x,y,z} = \frac{GV_R T_r}{qnA_w D_0 M} \frac{\exp[(\mu_c - \hbar\omega_c)/k_B T] \alpha^2 k_B T \omega_c^7}{36\pi^3 \epsilon_0^2 c^8}$. Figure 4a shows the time required by a $r = 100$ nm silica sphere to reach equilibrium from an arbitrary state. Due to the isotropic nature of scattering, the particle requires the same time to reach the equilibrium along all three axes. At $\mu_c/\omega_c = 0.92$, the required time for the particle to reach the equilibrium is $2\pi/\Gamma_x \approx 60$ seconds. This time can additionally be controlled by using a larger or a smaller sphere. In ultra high vacuum (10^{-9} mBar), the thermalisation time due to collisions with the residual air molecules, is 1.72×10^6 sec. This is approximately five orders of magnitude larger than that from the thermal photons. Figure 4b shows the effect of the change in cavity bulk temperature on the thermalization time. For a fixed chemical potential $2\pi/\Gamma_z$ increases rapidly as the temperature goes down. However, this can be counteracted by increasing the pump power for a fixed dye molecule number density or by increasing the dye molecule density for a fixed pump power [4, 5].

The gain in kinetic energy by the particle due to the fluctuation in momentum [1, 17, 18] is

$$\begin{aligned} \Delta\dot{E} &= \frac{1}{2M} \frac{GV_R T_r}{qnD_0} \frac{1}{4\pi} \int_0^\pi \int_0^{2\pi} \int_0^{\frac{\pi}{2}} \int_0^{2\pi} \int_0^\infty \left[\frac{\sigma_s}{A_w} \frac{\omega_c \omega}{4\pi^3 c^2} \right. \\ &\quad \times \left. \frac{\exp(\mu_c/k_B T)}{\exp(\hbar\omega_i/k_B T)} \hbar^2 k_i^2 (\Theta_i - \Theta_s)^2 \right] d\omega d\Omega_i d\Omega_s \\ &\approx \Lambda \frac{GV_R T_r}{qnA_w D_0 M} \frac{\exp[(\mu_c - \hbar\omega_c)/k_B T] \alpha^2 k_B^2 T^2 \omega_c^7}{36\pi^3 \epsilon_0^2 c^8}, \quad (9) \end{aligned}$$

where $\Lambda = [1 \ 1 \ 1]$. The centre-of-mass temperature of the particle along all three axes is equal to the bulk temperature $T_{cm} = T$. This is strikingly different than that is found [8] for a laser illuminated spherical particle $T_{cm} = \hbar\omega_c/4k_B$ or 6115 K for a $2\pi c/\omega_l = 588$ nm laser and can be used to reduce the effects of recoil heating in levitated experiments such that no feedback cooling is required to keep a particle in an optical trap.

For a $r = 100$ nm sphere in UHV (10^{-9} mBar), the damping rate due to the gas molecules is $\approx 5.81 \times 10^{-7}$ Hz - about five orders of magnitude less than that is exerted by the thermalized photon gas. This means that the radiation damping should be easily detectable. For an actual measurement of the radiation damping encountered by a levitated object, the levitated object can be excited (cooled) to a higher (lower) energy state, for example by manipulating the trapping potential [19, 20] or by an electric field if it is charged [21], followed by a ring-down (reheating) style measurement for determining Γ .

We have shown that small, well isolated optomechanical systems, such as those produced by levitation, could be damped and thermalized with a thermal photon gas as originally envisioned by Einstein in 1909. Such an experiment is feasible using thermalized light sources,

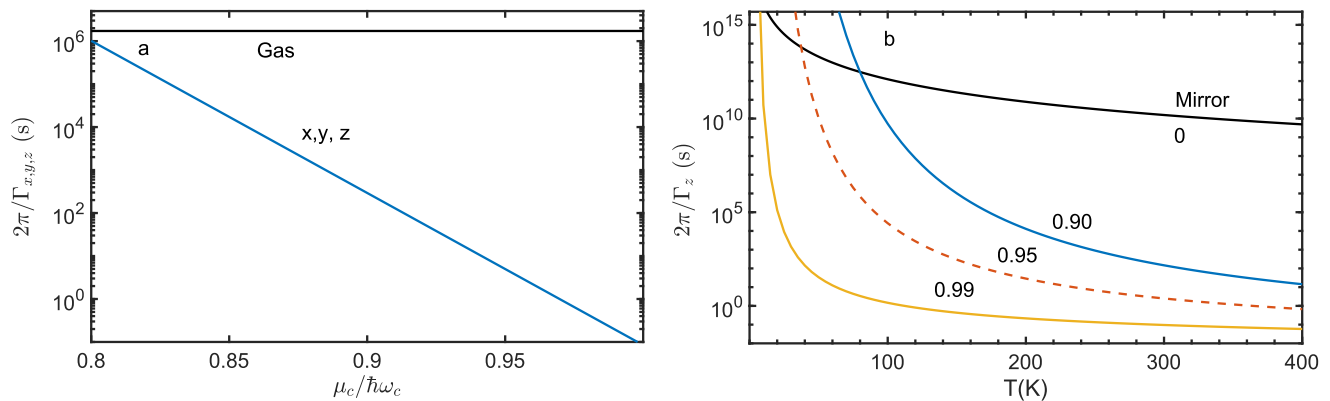


FIG. 4. **Radiation damping times for a levitated silica sphere** - **a)** The damping time ($2\pi/\Gamma_{x,y,z}$) of a $r = 100$ nm silica sphere along the x , y and z axes when illuminated with a thermal photon gas propagating along the z axis and focused to a spot size of $w = 1$ μm . The relaxation time is calculated for light produced by a 2-D cavity and amplified by $G = 70$ dB. The separation between the cavity mirrors is $D_0 = 1.5$ μm with a transmission co-efficient of $T_r = 1.5 \times 10^{-5}$, and $2q\pi c/\omega_c = 588$ nm [4]. For $\mu_c/\hbar\omega_c = 0.92$, the equivalent optical power after amplification is 200 mW or 6.4×10^{10} W m^{-2} at the location of the particle. For comparison, we have also included the damping time to reach the equilibrium associated with the collisions with the background gas molecules. In this case, the background gas pressure is 1×10^{-9} mBar. **b)** The relaxation time of the sphere of part a) along the z -axis as a function of temperature for three different chemical potentials- 0.99, 0.95, & 0.90. For comparison, we have also shown the relaxation time of a $r = 100$ nm disk when illuminated with a thermal blackbody source with $\mu_c = 0$.

[4, 6], and recent advances in optomechanics. Here, for an experimental demonstration, a levitated optomechanical object such as a charged nanoparticle in a Paul trap [12] or a neutral nanoparticle in an optical trap [22–27] in ultra high vacuum seems ideal. Although we have calculated the damping from a 2-D source, a 1-D source which has only longitudinal modes could be focused more tightly which would lead to higher damping than shown here. Light sources such as amplified LEDs and superluminescent diodes which produce thermal light [11, 28],

and have been used to trap dielectric spheres [20], could also be considered for investigating thermal radiation damping. However, the spectral profile of these devices is not as well defined as in the cavity sources studied here and would require further modelling. Finally, our results raise the possibility that by increasing/decreasing the bulk temperature of a thermalized light source one can heat/cool the centre-of-mass temperature of an optomechanical system which is currently controlled by using either parametric feedback cooling [20, 25, 26] or velocity damping [21, 27].

-
- [1] A. Einstein, On the present status of the radiation problem, *Physikalische Zeitschrift* **10**, 185–193 (1909).
- [2] C. V. Heer and R. H. Kohl, Theory for the measurement of the earth’s velocity through the 3 K cosmic radiation, *Phys. Rev.* **174**, 1611 (1968).
- [3] G. R. Henry, R. B. Feduniak, J. E. Silver, and M. A. Peterson, Distribution of blackbody cavity radiation in a moving frame of reference, *Phys. Rev.* **176**, 1451 (1968).
- [4] J. Klaers, F. Vewinger, and M. Weitz, Thermalization of a two-dimensional photonic gas in a ‘white wall’ photon box, *Nat. Phys.* **6**, 512 (2010).
- [5] J. Klaers, J. Schmitt, F. Vewinger, and M. Weitz, Bose–einstein condensation of photons in an optical microcavity, *Nature* **468**, 545 (2010).
- [6] R. Weill, A. Bekker, B. Levit, and B. Fischer, Bose–einstein condensation of photons in an erbium-ytterbium co-doped fiber cavity, *Nat. Commun.* **10**, 747 (2019).
- [7] J. Marelich and R. A. Nyman, Experimental evidence for inhomogeneous pumping and energy-dependent effects in photon Bose–Einstein condensation, *Phys. Rev. A* **91**, 033813 (2015).
- [8] L. Novotny, Radiation damping of a polarizable particle, *Phys. Rev. A* **96**, 032108 (2017).
- [9] M. Mansuripur and P. Han, Thermodynamics of radiation pressure and photon momentum, in *Optical Trapping and Optical Micromanipulation XIV*, Vol. 10347, edited by K. Dholakia and G. C. Spalding, International Society for Optics and Photonics (SPIE, 2017) pp. 196 – 215.
- [10] P. J. E. Peebles and D. T. Wilkinson, Comment on the anisotropy of the primeval fireball, *Phys. Rev.* **174**, 2168 (1968).
- [11] P. Wurfel, The chemical potential of radiation, *J. Phys. C: Solid State Phys* **15**, 3967 (1982).
- [12] A. Pontin, N. P. Bullier, M. Toroš, and P. F. Barker, Ultranarrow-linewidth levitated nano-oscillator for testing dissipative wave-function collapse, *Phys. Rev. Research* **2**, 023349 (2020).
- [13] D. N. Sob’yanin, Bose–einstein condensation of light: General theory, *Phys. Rev. E* **88**, 022132 (2013).
- [14] E. E. Müller, General theory of Bose–Einstein condensa-

- tion applied to an ideal quantum gas of photons in an optical microcavity, *Phys. Rev. A* **100**, 053837 (2019).
- [15] J. Klaers, The thermalization, condensation and flickering of photons, *J. Phys. B* **47**, 243001 (2014).
- [16] C. F. Bohren and D. R. Huffman, Particles small compared with the wavelength, in *Absorption and Scattering of Light by Small Particles* (Wiley-VCH Verlag GmbH, 2007) pp. 130–157.
- [17] T. Seberson and F. Robicheaux, Distribution of laser shot-noise energy delivered to a levitated nanoparticle, *Phys. Rev. A* **102**, 033505 (2020).
- [18] W. M. Itano and D. J. Wineland, Laser cooling of ions stored in harmonic and penning traps, *Phys. Rev. A* **25**, 35 (1982).
- [19] J. Gieseler, R. Quidant, C. Dellago, and L. Novotny, Dynamic relaxation of a levitated nanoparticle from a non-equilibrium steady state, *Nat. Nano* **9**, 358 (2014).
- [20] A. T. M. A. Rahman and P. F. Barker, Optical levitation using broadband light, *Optica* **7**, 906 (2020).
- [21] F. Tebbenjohanns, M. Frimmer, A. Militaru, V. Jain, and L. Novotny, Cold damping of an optically levitated nanoparticle to microkelvin temperatures, *Phys. Rev. Lett.* **122**, 223601 (2019).
- [22] A. T. M. A. Rahman, A. C. Frangeskou, M. S. Kim, S. Bose, G. W. Morley, and P. F. Barker, Burning and graphitization of optically levitated nanodiamonds in vacuum, *Sci. Rep.* **6** (2016).
- [23] A. T. M. A. Rahman and P. Barker, Laser refrigeration, alignment and rotation of levitated Yb^{3+} :YLF nanocrystals, *Nature Photon* **11**, 634 (2017).
- [24] A. T. M. A. Rahman, A. C. Frangeskou, P. F. Barker, and G. W. Morley, An analytical model for the detection of levitated nanoparticles in optomechanics, *Rev. Sci. Instrum.* **89**, 023109 (2018).
- [25] J. Gieseler, B. Deutsch, R. Quidant, and L. Novotny, Subkelvin parametric feedback cooling of a laser-trapped nanoparticle, *Phys. Rev. Lett.* **109**, 103603 (2012).
- [26] J. Vovrosh, M. Rashid, D. Hempston, J. Bateman, M. Patermostro, and H. Ulbricht, Parametric feedback cooling of levitated optomechanics in a parabolic mirror trap, *J. Opt. Soc. Am. B* **34**, 1421 (2017).
- [27] G. Ranjit, M. Cunningham, K. Casey, and A. A. Geraci, Zeptonewton force sensing with nanospheres in an optical lattice, *Phys. Rev. A* **93**, 053801 (2016).
- [28] S. Hartmann and W. Elsaber, A novel semiconductor-based, fully incoherent amplified spontaneous emission light source for ghost imaging, *Sci. Rep.* **7** (2017).

Supplementary information

Appendix A: Blackbody temperature in a moving frame.

Consider a stationary frame s and an object moving in frame s' with a velocity v . For simplicity, we assume that all axes in these two frames are aligned. In this case, quantities in the s' frame are related with those in the s frame through the following identities of the Lorentz transformation between the two frames [10]

$$\begin{aligned} dt' &= dt/\gamma \\ \omega' &= \gamma(1 + \beta \cos \theta)\omega \\ \frac{d\Omega'}{d\Omega} &= [\gamma(1 + \beta \cos \theta)]^{-2} \\ \cos \theta' &= \frac{\cos \theta + \beta}{1 + \beta \cos \theta} \end{aligned} \quad (\text{A1})$$

where ω and ω' are the angular frequencies of the light in each frame, $\gamma = 1/\sqrt{1 - v^2/c^2}$, $\beta = v/c$, and Ω and Ω' are the solid angles in each frame. The angle θ and θ' are the angles between the surface normal of the photon detector and the wavevector of an incident photon in each frame.

The number of photons that a surface of area A in the frame s' receives in time dt' from a blackbody source that is stationary in frame s is

$$dN' = \rho'_n d\omega' d\Omega' A c \cos \theta' dt', \quad (\text{A2})$$

where ρ'_n is the number of photons per unit volume per unit angular frequency per unit solid angle given by

$$\rho'_n(\omega', \theta') = \frac{\omega'^2}{4\pi^3 c^3} \frac{1}{\exp[\hbar\omega'/k_B T'] - 1}. \quad (\text{A3})$$

From the point of view of a stationary observer [10], the same photons are represented in the moving frame as

$$dN = \rho_n d\omega d\Omega A c (\beta + \cos \theta) dt. \quad (\text{A4})$$

As the number of photons is equal in both frames, $dN' = dN$, then

$$\rho'_n d\omega' d\Omega' A c \cos \theta' dt' = \rho_n d\omega d\Omega A c (\beta + \cos \theta) dt \quad (\text{A5})$$

$$\rho'_n = \gamma^2 (1 + \beta \cos \theta)^2 \rho_n \quad (\text{A6})$$

Now substituting the photon number density [9] in two different frames we have,

$$\begin{aligned} \frac{\omega'^2}{4\pi^3 c^3} \frac{1}{\exp(\hbar\omega'/k_B T') - 1} &= \gamma^2 (1 + \beta \cos \theta)^2 \frac{\omega^2}{4\pi^3 c^3} \frac{1}{\exp(\hbar\omega/k_B T) - 1} \\ \frac{1}{\exp(\hbar\omega'/k_B T') - 1} &= \frac{1}{\exp(\hbar\omega/k_B T) - 1} \\ T' &= \frac{T}{\gamma(1 + \beta \cos \theta)} \approx \frac{T}{(1 + \beta \cos \theta)}, \end{aligned} \quad (\text{A7})$$

where T is the temperature of the stationary blackbody source. The temperature of a stationary black body source as seen by a moving object appears as a different temperature to the stationary source.

Appendix B: Radiation damping and thermalisation of a perfectly reflecting mirror outside a 3D cavity

Consider a small perfectly reflecting disk of area A located outside a blackbody source. Photons emanating from a hole in the wall of a 3-D blackbody cavity illuminate the disk. The disk is in motion with a velocity v_z along the z axis. Its surface is normal to the z axis. We now work in the moving frame and drop the dashed nomenclature for this frame such that photons now travel at an angle θ in this frame delivering a momentum $p = 2\hbar k \cos \theta = 2\hbar\omega \cos \theta/c$ to the disk. The photons from the BB source trace out volume $cA \cos \theta$ per unit time. The total number of photons per unit time and per solid angle per angular frequency from eq A2 by $dN/d\omega d\Omega dt = \rho_n A c |\cos \theta|$. Dropping the '

such that $\rho'_n \rightarrow \rho_n = \frac{\omega^2}{4\pi^3 c^3} \frac{1}{\exp[\hbar\omega(1+\beta \cos \theta)/k_B T] - 1}$, T is the temperature in the stationary frame. The total force on the disk is therefore given by the product of the momentum change per photon, $dN/d\omega d\Omega dt$ integrated over the solid angle $d\Omega$ and the angular frequency $d\omega$. To calculate the maximum damping force we integrate over the half sphere ($0 \leq \theta \leq \pi/2$) and ($0 \leq \phi \leq 2\pi$)

$$\begin{aligned}
F_z &= \int_0^{\pi/2} \int_0^{2\pi} \int_0^\infty \rho_n c A \cos \theta \ 2\hbar \frac{\omega}{c} \cos \theta \ d\Omega d\omega \\
&= \int_0^{\pi/2} \int_0^{2\pi} \int_0^\infty \frac{\hbar\omega^3}{4\pi^3 c^3} \frac{A \cos^2 \theta}{\exp[\hbar\omega(1+\beta \cos \theta)/k_B T] - 1} \sin \theta d\theta d\phi d\omega \\
&\approx \int_0^{\pi/2} \int_0^{2\pi} \left[\frac{\pi A k_B^4 T^4 \cos^2 \theta}{30c^3 \hbar^3} - \frac{2\pi A k_B^4 T^4 \cos^3 \theta}{15c^3 \hbar^3} \beta \right] \sin \theta d\theta d\phi \\
&= \frac{A\pi^2 k_B^4 T^4}{45c^3 \hbar^3} - \frac{A\pi^2 k_B^4 T^4}{15Mc^4 \hbar^3} M v_z \\
&= \frac{A\pi^2 k_B^4 T^4}{45c^3 \hbar^3} - \Gamma_z M v_z,
\end{aligned} \tag{B1}$$

where $\Gamma_z = \frac{A\pi^2 k_B^4 T^4}{15Mc^4 \hbar^3}$ and M is the mass of the perfectly reflecting disk/mirror. The first term in equation (B1) is the usual radiation pressure force while the second term is the radiation damping. As the light has thermal fluctuations, they lead to thermalisation of the disk to the light [1, 9]. The fluctuation in the photon number per unit volume per unit solid angle per unit angular frequency from the blackbody is given by the usual value (per volume per angular frequency) divided by 4π to be $\Delta N^2 = \frac{\omega^2}{4\pi^3 c^3} \frac{\exp(\hbar\omega/k_B T)}{[\exp(\hbar\omega/k_B T) - 1]^2}$. On reflection, the energy delivered by each photon to the disk is $p^2/2M$. The gain in energy per unit time is then given by the product of variance per unit volume per unit solid angle per angular frequency multiplied by the volume travelled by photons at angle θ per second as $A c \cos \theta$. This is finally multiplied by the square of the momentum change ($p = 2\hbar k \cos \theta = 2\hbar\omega \cos \theta/c$) per photon on reflection. We integrate this expression over the solid angle (2π) received by the reflective disk and is given by

$$\begin{aligned}
\Delta \dot{E} &= \frac{1}{2M} \int_0^{\pi/2} \int_0^{2\pi} \int_0^\infty c A \cos \theta \ \Delta N^2 \frac{4\hbar^2 \omega^2 \cos^2 \theta}{c^2} \sin \theta d\theta d\phi d\omega \\
&= \frac{A}{2M} \int_0^{\pi/2} \int_0^{2\pi} \int_0^\infty \frac{\omega^2}{4\pi^3 c^2} \frac{\exp[\hbar\omega/k_B T]}{[\exp \hbar\omega/k_B T - 1]^2} \frac{4\hbar^2 \omega^2 \cos^3 \theta}{c^2} \sin \theta d\theta d\phi d\omega \\
&= \frac{A\pi^2 k_B^5 T^5}{15M\hbar^3 c^4}
\end{aligned} \tag{B2}$$

At equilibrium, via equipartition, we have $v_z^2 = k_B T_{cm}/M$. In addition, the energy loss rate or power loss, is given by the product of the damping force and the velocity. In equilibrium this must equal the power increase $\Delta \dot{E}$ such that

$$\begin{aligned}
(\Gamma M v_z) \cdot v_z &= \Delta \dot{E} \\
\frac{A\pi^3 k_B^4 T^4}{15Mc^4 \hbar^3} k_B T_{cm} &= \frac{A\pi^3 k_B^5 T^5}{15M\hbar^3 c^4} \\
T_{cm} &= T.
\end{aligned} \tag{B3}$$

This important result is that at equilibrium the centre-of-mass frequency is equal to the black body temperature due to radiation damping from thermal photon gas.

Appendix C: Radiation damping of a perfectly reflective disk using thermal light from a 2D micro-cavity

The energy density of a 2D cavity: Thermal light with a well defined chemical potential has been realised in both 2D and 1D. For the 2D case, light is thermalised in the transverse modes of an optical cavity consisting of single longitudinal mode q [4, 13]. The energy of the photons in this type of source is given by $\hbar\omega_c + (n_x + n_y + 1)\hbar\Omega$, where n_x and n_y are the transverse mode numbers along the x -axis and y -axis. The cut-off frequency is given by $\omega_c = qc\pi/D_0$ and the transverse mode separation is $\Omega = 2\pi c/n\sqrt{D_0 R}/2$, where, D_0 is the separation between the cavity mirrors and R is the radius of curvature of the cavity mirrors. The degeneracy of transverse modes is

$2(n_x + n_y + 1)$, where the factor 2 accounts for the two polarization states. The energy density per mode inside such a cavity can be expressed as [14]

$$\bar{u} = \frac{1}{V_R} \sum_{n_x=0}^{\infty} \sum_{n_y=0}^{\infty} 2(n_x + n_y + 1) \frac{\hbar(\omega_c + (n_x + n_y + 1)\Omega)}{\exp[(\hbar(\omega_c + (n_x + n_y + 1)\Omega) - \mu_c)/k_B T] - 1}, \quad (\text{C1})$$

where V_R is the volume of the cavity. In the continuum limit, which has been shown to be well approximated by this cavity, $\Omega \rightarrow 0$. In this limit Eq. (C1) is the energy density per unit angular frequency given by [14]

$$\bar{u}(\omega) = \frac{A_R}{4\pi V_R} \frac{\omega}{c^2} \frac{\hbar(\omega_c + \omega)}{\exp[(\hbar(\omega_c + \omega) - \mu_c)/k_B T] - 1}, \quad (\text{C2})$$

where A_R is the surface area of the cavity. Assuming that the cavity mirror is a spherical cap, one can express $V_R = \pi D_0^2(3R - D_0/2)/6 \approx \pi D_0^2 R/2$ and $A_R = 2\pi R D_0$, where we have used the fact $R \gg D_0$ [14]. This means that we have $A_R/4\pi V_R = 1/\pi D_0 = \omega_c/qc\pi^2$. With these substitutions, Eq. (C2) is expressed as

$$\bar{u}(\omega) = \frac{1}{q} \frac{\omega_c \omega}{\pi^2 c^3} \frac{\hbar(\omega_c + \omega)}{\exp[(\hbar(\omega_c + \omega) - \mu_c)/k_B T] - 1}. \quad (\text{C3})$$

Except for the prefactor $(1/q)$, equation (C3) has a similar form to the 3D blackbody radiation density [9] e.g. $\bar{u}(\omega) = \frac{\omega^2}{\pi^2 c^3} \frac{\hbar\omega}{\exp(\hbar\omega/k_B T) - 1}$ and all the Lorentz transformations presented in Section A can be applied.

Photon statistics: For a particular angular frequency, the average number of photons in the cavity can be found by multiplying the photon number density $\bar{u}/\hbar(\omega_c + \omega)$ by the volume of the cavity V_R . The rate at which photons escape from the 2D cavity is determined by the mean photon lifetime ($\tau = \frac{2nD_0}{cT_r}$) multiplied by the number of photons inside the cavity, where T_r is the cavity transmission. Finally, assuming emission into 2π solid angle, the average rate of escape of photons per unit solid angle and per angular frequency is,

$$\begin{aligned} \dot{N} &= \frac{1}{2\pi} \frac{cV_R T_r}{2nD_0} \frac{\bar{u}}{\hbar(\omega_c + \omega)} \\ &= \frac{cV_R T_r}{nqD_0} \frac{\omega_c \omega}{4\pi^3 c^3} \frac{1}{\exp[(\hbar(\omega_c + \omega) - \mu_c)/k_B T] - 1} \\ &= \frac{V_R T_r \exp[\mu_c/k_B T]}{qnD_0} \frac{\omega_c \omega}{4\pi^3 c^2} \frac{1}{\exp[\hbar(\omega_c + \omega)/k_B T]}, \end{aligned} \quad (\text{C4})$$

where in the last equation we have used the fact that for $\hbar(\omega_c + \omega) > \mu_c \gg k_B T$, $\exp[(\hbar(\omega_c + \omega) - \mu_c)/k_B T] \gg 1$. Furthermore, we have separated the chemical potential term which acts as an amplification factor [11]. The associated variance of the photon number per unit volume per solid angle per unit angular frequency inside the cavity is

$$\Delta N^2 = \frac{V_R T_r}{nqD_0} \frac{\omega_c \omega}{4\pi^3 c^2} \frac{1}{\exp[(\hbar(\omega_c + \omega) - \mu_c)/k_B T]} \quad (\text{C5})$$

The output power of a 2D cavity: The output power of such a cavity can be found as

$$\begin{aligned} P &= \int_0^{\infty} T_r \frac{c}{2D_0} \bar{u} V_R d\omega \\ &= \int_0^{\infty} \frac{cV_R T_r}{2qnD_0} \frac{\omega_c \omega}{\pi^2 c^3} \frac{\hbar(\omega_c + \omega) d\omega}{\exp[(\hbar(\omega_c + \omega) - \mu_c)/k_B T] - 1} \\ &= \exp[(\mu_c - \hbar\omega_c)/k_B T] \frac{V_r T_r \omega_c k_B^2 T^2 (2k_B T + \hbar\omega_c)}{2qnD_0 \pi^2 \hbar^2 c^2} \end{aligned} \quad (\text{C6})$$

For the experimentally realized 2D photon gas and the associated cavity parameters [4] e.g. $R = 1$ m, $D_0 = 1.46 \mu\text{m}$, $q = 7$, $T_r = 1.5 \times 10^{-5}$, we get $P \approx 22$ nW. The experimentally measured power was ≈ 50 nW. This discrepancy can arise from a number of factors including the cavity transmission co-efficient, the cavity length and the cavity mirror diameters.

Radiation damping: In calculating the radiation damping that a perfectly reflecting disk encounters we assume that all the light coming out from the cavity is captured by a lens (see Fig. 2 in the main text) and amplified by gain G . The linear momentum of a photon is $p = \hbar(\omega_c + \omega)/c$. On reflection from a stationary object each photon delivers a momentum of $2p \cos\theta$ in the z-direction. This is the usual radiation pressure force and is given by the product of the number of photons emitted per unit time per unit solid angle per unit angular frequency \dot{N} multiplied

by $2p \cos \theta$ and gain G integrated over the solid angle (2π) and the angular frequency. As before due to the motion of the mirror a velocity dependent force exists and the mirror encounters a drag force. The mirror is allowed to move along the z -axis with a velocity v_z and using the appropriate transformations of supplementary Section A, and assuming that the chemical potential is the same in each frame, the force is given by

$$\begin{aligned}
F_z &= \frac{GV_R T_r \exp[\mu_c/k_B T]}{qnD_0} \int_0^{\pi/2} \int_0^{2\pi} \int_0^\infty \frac{\omega_c \omega}{4\pi^3 c^3} \frac{2\hbar(\omega_c + \omega) \cos^2 \theta \sin \theta d\theta d\phi d\omega}{\exp[\hbar(\omega_c + \omega)(1 + \beta \cos \theta)/k_B T]} \\
&\approx \frac{GV_R T_r \exp[(\mu_c - \hbar\omega_c)/k_B T]}{3qnD_0} \frac{\omega_c k_B^2 T^2 (2k_B T + \hbar\omega_c)}{\pi^2 \hbar^2 c^3} \\
&\quad - \frac{GV_R T_r \exp[(\mu_c - \hbar\omega_c)/k_B T]}{4qnD_0} \frac{\omega_c k_B T (6k_B^2 T^2 + 4\hbar\omega_c k_B T - \hbar^2 \omega_c^2)}{\pi^2 \hbar^2 c^3} \beta_z \\
&\approx \frac{GV_R T_r \exp[(\mu_c - \hbar\omega_c)/k_B T]}{3qnD_0} \frac{\hbar^2 \omega_c^2 k_B^2 T^2}{\pi^2 \hbar^3 c^3} - \frac{GV_R T_r \exp[(\mu_c - \hbar\omega_c)/k_B T]}{4qnD_0} \frac{\hbar^3 \omega_c^3 k_B T}{\pi^2 \hbar^3 c^3} \beta_z \quad (C7)
\end{aligned}$$

where in the second equation, we have used a Taylor series in β_z and kept only first order. Furthermore, in deriving the final result (Eq. (C7)), we have used the fact that $\hbar\omega_c \gg k_B T$. The difference between the exact (the 2nd equation) and the approximate (the last equation of (C7)) is less than 10%. Note that the first term in Eq. (C7) represents the usual radiation pressure force while the 2nd term is the drag force. Finally, the damping rate is

$$\Gamma_z = \frac{GV_R T_r \exp[(\mu_c - \hbar\omega_c)/k_B T]}{4qnD_0 M} \frac{\hbar^3 \omega_c^3 k_B T}{\pi^2 \hbar^3 c^4}, \quad (C8)$$

where we have used $\beta = v/c$ and M is the mass of the disc. This is the result we have shown in the main article Eq. (5).

The corresponding rate of gain in energy due to the fluctuating momentum associated with the photon number fluctuation is

$$\begin{aligned}
\Delta \dot{E} &= \frac{1}{2M} \int_0^{\pi/2} \int_0^{2\pi} \int_0^\infty G \Delta N^2 \frac{4\hbar^2 (\omega_c + \omega)^2}{c^2} \cos^2 \theta \cos \theta \sin \theta d\theta d\phi d\omega \\
&= \frac{GV_R T_r \exp[\mu_c/k_B T]}{2qnD_0 M} \int_0^{\pi/2} \int_0^{2\pi} \int_0^\infty \frac{\omega_c \omega}{4\pi^3 c^4} \frac{4\hbar^2 (\omega_c + \omega)^2 \cos^2 \theta \cos \theta \sin \theta d\theta d\phi d\omega}{\exp[(\hbar(\omega_c + \omega))/k_B T]} \\
&= \frac{GV_R T_r \exp[(\mu_c - \hbar\omega_c)/k_B T]}{qnD_0 M} \frac{\omega_c k_B^2 T^2 (6k_B^2 T^2 + 4\hbar\omega_c k_B T + \hbar^2 \omega_c^2)}{4\pi^2 \hbar^2 c^4} \\
&\approx \frac{GV_R T_r \exp[(\mu_c - \hbar\omega_c)/k_B T]}{4qnD_0 M} \frac{k_B^2 T^2 \hbar^3 \omega_c^3}{\pi^2 \hbar^3 c^4} \quad (C9)
\end{aligned}$$

In deriving the last expression we assume that $\hbar\omega_c > \mu_c \gg k_B T \gg \hbar\Omega$. Now for the centre of mass temperature we have $(M\Gamma_z v_z^2 = \Delta \dot{E})$ and therefore $T_{cm} = T$, where we have used $v_z^2 = k_B T_{cm}/M$.

Appendix D: A perfectly reflecting mirror and a laser beam

Let us consider a laser beam consists of N photons and of frequency ω_c is incident on the perfectly reflecting mirror considered above. The momentum p of each photon is $\hbar\omega_c/c$. In this case the force that the incoming photons exert on the mirror including the Doppler effect is

$$\begin{aligned}
F_z &= N \frac{2\hbar\omega_c(1 + \beta_z)}{c} \\
&= \frac{2N\hbar\omega_c}{c} + \frac{2N\hbar\omega_c v_z}{c^2}.
\end{aligned}$$

The damping rate is $\Gamma_z = \frac{2N\hbar\omega_c}{Mc^2}$, where M is the mass of the mirror. The variance of the photon number of a Poisson distributed laser beam is the same as the average photon number N in the beam. Now the gain in energy due to the fluctuation in the photon number is

$$\begin{aligned}
\Delta \dot{E} &= \frac{1}{2M} N (2p)^2 \\
&= \frac{2N\hbar^2 \omega_c^2}{Mc^2} \quad (D1)
\end{aligned}$$

Now the centre-of-mass temperature of the mirror is

$$\Gamma M v_z \hat{z} \cdot v_z \hat{z} = \Delta E$$

$$T_{cm} = \frac{\hbar \omega_l}{k_B} \quad (\text{D2})$$

Appendix E: Thermalized photon gas and a levitated dielectric sphere

Here, we consider a levitated dielectric sphere whose radius is much smaller than the wavelength of light such that $r \ll 2\pi c/\omega_c$. The sphere is illuminated by thermal light from a 2D cavity and has a scattering cross section $\sigma_s = \frac{\alpha^2 \omega_i^4}{6\pi \epsilon_0^2 c^4}$ [16], where α is its polarizability and $\omega_i = \omega_c + \omega$ is the angular frequency of the incident light. We approximate that polarizability is approximately constant over the spectral range of the incident photons and σ_s is independent of velocity. We assume that the incoming light covering a solid angle of 2π steradians ($\theta_i^{max} = \pi/2$ and $\phi_i^{max} = 2\pi$) is focused to a spot of area A_w using a lens. Furthermore, we assume that the particle is at the focus of the thermal light and that the average number of photons per unit time that interact with the particle of cross-section σ_s is

$$\frac{dN}{dt} = \frac{\sigma_s}{A_w} \frac{GV_R T_r \exp[\mu_c/k_B T]}{qnD_0} \frac{\omega_c \omega}{4\pi^3 c^2} \frac{1}{\exp[\hbar(\omega_c + \omega)/k_B T]}. \quad (\text{E1})$$

The wavevector of the incident light is $\mathbf{k}_i = [k_x \ k_y \ k_z]$ with $k_i = \omega_i/c$. The particle is free to move along all three axes with a velocity $\mathbf{v} = [v_x \ v_y \ v_z]$. Owing to the unpolarized nature of the thermal incident photons, scattered photons are isotropically distributed in all 4π steradian [18]. The scattered photon thermal distribution remains the same. In the reference frame of the particle, the frequency of an incident and a scattered photon is $\omega_i(1 + \beta)$, where $\beta = \frac{\mathbf{v} \cdot \mathbf{k}_i}{ck_i}$. After a scattering event, each photon delivers a momentum equivalent to $\mathbf{p} = \hbar k_i(1 + \beta)(\Theta_i - \Theta_s)$, where $\Theta_i = [\sin \theta_i \cos \phi_i \ \sin \theta_i \sin \phi_i \ \cos \theta_i]$ and $\Theta_s = [\sin \theta_s \cos \phi_s \ \sin \theta_s \sin \phi_s \ \cos \theta_s]$. Here, θ_i and ϕ_i represent the polar and the azimuthal angles that the wavevector of an incoming photon makes with the $-z$ axis and the $+x$ axis, respectively. θ_s and ϕ_s are the corresponding angles that the wavevector of a scattered photons makes with the same axes. With the appropriate Lorentz transformation shown above, forces along the three axes that all photons exert are

$$\mathbf{F} = \frac{GV_R T_r}{qnD_0} \frac{1}{4\pi} \int_0^{\theta_s^{max}} \int_0^{\phi_s^{max}} \int_0^{\theta_i^{max}} \int_0^{\phi_i^{max}} \int_0^\infty \left[\frac{\sigma_s}{A_w} \frac{\omega_c \omega}{4\pi^3 c^2} \frac{\exp(\mu_c/k_B T)}{\exp[\hbar\omega_i(1 + \beta)/k_B T]} \hbar k_i (\Theta_i - \Theta_s) \right] d\omega d\Omega_i d\Omega_s$$

$$\approx \frac{GV_R T_r}{qnA_w D_0} \frac{\exp[(\mu_c - \hbar\omega_c)/k_B T] \alpha^2 k_B^2 T^2 \omega_c^6}{24\pi^3 \hbar \epsilon_0^2 c^7} \mathbf{\Upsilon} - \frac{GV_R T_r}{qnA_w D_0} \frac{\exp[(\mu_c - \hbar\omega_c)/k_B T] \alpha^2 k_B T \omega_c^7}{36\pi^3 \epsilon_0^2 c^8} \mathbf{v}, \quad (\text{E2})$$

where $\mathbf{\Upsilon} = [0 \ 0 \ 1]$, $d\Omega_i = \sin \theta_i d\phi_i d\theta_i$ with $\theta_i^{max} = \pi/2$, $\phi_i^{max} = 2\pi$, and $d\Omega_s = \sin \theta_s d\phi_s d\theta_s$ with $\theta_s^{max} = \pi$ and $\phi_s^{max} = 2\pi$. As before we have Taylor series expanded the velocity dependent terms around $\beta_{x,y,z} \approx 0$ and kept only first order terms. We have also used the fact that $\hbar\omega_c \gg k_B T$. The first term in the equation above represents the radiation pressure while the second term is the drag force. The damping rate for the all three axes can be represented as

$$\Gamma_{x,y,z} = \frac{GV_R T_r}{qnA_w D_0 M} \frac{\exp[(\mu_c - \hbar\omega_c)/k_B T] \alpha^2 k_B T \omega_c^7}{36\pi^3 \epsilon_0^2 c^8}. \quad (\text{E3})$$

The gain in energy due to a single scattering event, ignoring the Doppler effect, is $\frac{p^2}{2M}$, where M is the mass of the particle as before. Now the rate in gain in energy for the thermal light source is

$$\Delta \dot{E} = \frac{1}{2M} \frac{GV_R T_r}{qnD_0} \frac{1}{4\pi} \int_0^{\theta_s^{max}} \int_0^{\phi_s^{max}} \int_0^{\theta_i^{max}} \int_0^{\phi_i^{max}} \int_0^\infty \left[\frac{\sigma_s}{A_w} \frac{\omega_c \omega}{4\pi^3 c^2} \frac{\exp(\mu_c/k_B T)}{\exp[\hbar\omega_i/k_B T]} \hbar^2 k_i^2 (\Theta_i - \Theta_s)^2 \right] d\omega d\Omega_i d\Omega_s$$

$$\approx \Lambda \frac{GV_R T_r}{qnA_w D_0 M} \frac{\exp[(\mu_c - \hbar\omega_c)/k_B T] \alpha^2 k_B^2 T^2 \omega_c^7}{36\pi^3 \epsilon_0^2 c^8}, \quad (\text{E4})$$

where $\Lambda = [1 \ 1 \ 1]$. As before in deriving the final result we have used the fact that $\hbar\omega_c \gg k_B T$.

Equilibrium centre-of-mass temperature: At equilibrium we have $v_{x,y,z}^2 = k_B T_{cm}/M$ and the loss and the gain in energy must be balanced

$$M \Gamma \mathbf{v} \cdot \mathbf{v} = \Delta \dot{E}$$

$$T_{cm} = [1 \ 1 \ 1] T \quad (\text{E5})$$