

---

# SML: A NEW SEMANTIC EMBEDDING ALIGNMENT TRANSFORMER FOR EFFICIENT CROSS-LINGUAL NATURAL LANGUAGE INFERENCE

---

A PREPRINT

**Javier Huertas-Tato**

Departamento de Sistemas Informáticos  
Universidad Politécnica de Madrid  
javier.huertas.tato@upm.es

**Alejandro Martín**

Departamento de Sistemas Informáticos  
Universidad Politécnica de Madrid  
alejandro.martin@upm.es

**David Camacho**

Departamento de Sistemas Informáticos  
Universidad Politécnica de Madrid  
david.camacho@upm.es

September 20, 2022

## ABSTRACT

The ability of Transformers to perform with precision a variety of tasks such as question answering, Natural Language Inference (NLI) or summarising, have enable them to be ranked as one of the best paradigms to address this kind of tasks at present. NLI is one of the best scenarios to test these architectures, due to the knowledge required to understand complex sentences and established a relation between a hypothesis and a premise. Nevertheless, these models suffer from incapacity to generalise to other domains or difficulties to face multilingual scenarios. The leading pathway in the literature to address these issues involve designing and training extremely large architectures, which leads to unpredictable behaviours and to establish barriers which impede broad access and fine tuning. In this paper, we propose a new architecture, siamese multilingual transformer (SML), to efficiently align multilingual embeddings for Natural Language Inference. SML leverages siamese pre-trained multi-lingual transformers with frozen weights where the two input sentences attend each other to later be combined through a matrix alignment method. The experimental results carried out in this paper evidence that SML allows to reduce drastically the number of trainable parameters while still achieving state-of-the-art performance.

**Keywords** Natural Language Inference · Embeddings · Sentence alignment · Transformers · Deep Learning

## 1 Introduction

Natural Language Inference (NLI) has been a recurring issue in Natural Language Processing. In this problem, given two sentences, a premise and a hypothesis, the goal is to determining whether the relation between them can be classified as one of the following categories: entailment, contradiction or neutral. The complexity of this task and its implication in Natural Language Processing tasks has resulted in considering NLI as a matter of major importance to build accurate models for general-purpose sentence embeddings generation.

Inferring the relation between sentences is a challenging task with a wide range of applications. Current approaches, such those based on transformers, deliver decisions based on the semantic content or, in some cases, considering also the context. Models such as BERT or GPT-2 are the greatest exponents of these architectures and have shown excellent skills in varied NLP tasks. However, these models also present limitations, and fail when the task assigned is to consider if there is an entailment relation between a pair of texts. Natural Language Inference has been pointed as a useful

instrument to build more accurate language models [1]. Through NLI, it is possible to train models and to generate embeddings with state-of-the-art performance but with considerable higher efficiency. Besides, NLI can also be used as an objective during the training phase of language models, helping to generate general-purpose sentences embedding representations [2].

There are plenty of tasks where NLI can serve as extraordinary powerful resource. On the one hand, given that it conforms an essential ingredient in order to better understand natural language and all the implicit information that it involves, NLI has to be present in Natural Language Processing models. Applications such as question answering, semantic search, automatic summarisation and machine translation can benefit from NLI, which can also be a powerful method to evaluate models in all these tasks. On the other hand, Natural Language Inference is also an invaluable stand-alone tool with specific objectives, such as paraphrasing detection or facts verification.

In recent years, there have been notorious advancements in NLI. Architectures such as XLM-R [3] achieve excellent results in cross lingual representation learning, improving multilingual BERT by more than 14% average accuracy on the XNLI dataset. However, the amount of training data and computational resources required to build this model, consisting on 2.5 TB of input data and 500 32GB Nvidia V100 GPUs, represents an extraordinary time-consuming and cost-intensive inefficient process. Progress towards decentralised applications and efficiency requires from usable models that can be deployed and used in real scenarios.

In this paper, we present SML, a Siamese MultiLingual transformer topology for Natural Language Inference. It involves a total change towards efficiency, requiring just one GPU to provide state-of-the-art results in two datasets of 3.4 MB and 209.9 MB respectively. This entails a reduction of reduction of 92% of trainable parameters, from 280M required by XLM-r, to 20M required by SLM. More specifically, this research includes three main contributions:

1. The definition of SML, a novel siamese multilingual architecture for embedding alignment that crosses pairs of sentences to determine if there is entailment.
2. A Spanish version of the SICK dataset called SICK-es, that can help to train and evaluate multilingual language models.
3. A thorough evaluation of the model in two state-of-the-art datasets, SICK and MNLI + XNLI, and a comparison against state-of-the-art approaches.

Finally, the remaining of this article is organised as follows: Section 2 provides an insight of the state-of-the-art literature related to this research. Section 3 presents the SLM architecture. Section 4 includes information about the experimental setup and Section 5 presents a series of conclusions an future work lines.

## 2 Related work

Natural Language Processing, despite being a research field largely studied, is increasingly gaining importance due to new techniques based on Deep Learning and Transformers. Models such as BERT, GPT or XLM have proved to be able to answer questions, summarise texts or perform natural language inference with impressive results. Nevertheless, there is still a long way to go. The sheer size of some architectures or the poor performance when applied to different domains are some issues that evidence the need for further research. In the next subsections, we describe the state-of-the-art literature on Natural Language Inference, the task we face on this research and how it is being addressed with the most recent NLP models.

### 2.1 Natural Language Inference

Natural Language Inference remains as a complex and interesting task with a lot of potential in NLP. It can be viewed as an essential step towards human language understanding. Considering if a pair of sentences have an entailment relation, or not, involves a great deal of knowledge, and this is what makes NLI so interesting.

A recent research highlights the great significance of Natural Language Inference in NLP tasks [1]. The authors, in fact, compare this relation with the ImageNet dataset and its widely used to pre-train models for image classification tasks. The researchers demonstrate how this task can be exploited to build generic sentence encoders, changing the classical unsupervised approach and adopting a supervised one. In NLI, the baseline dataset is the Stanford Natural Language Inference corpus (SNLI) [4], consisting of 570 thousand pairs of sentences labeled for entailment, contradiction or neutral.

Recent literature devoted to tackle the NLI problem takes the SNLI corpus as basis and address specific issues surrounding this issue, such as risk of bias, lack of explainability or high dependence on the language. Most approaches

leverage deep architectures, founding recurrent neural networks as the most profitable architecture. Chen et al. [5] follow this path and employ LSTMs. These authors emphasise the importance of exploring the syntax and argue that recurrent networks achieve high accuracy when syntactic parsing information is included. The networks proposed consists of three components: a first input encoding step that includes a bidirectional LSTM and a Tree-LSTM, which allows to collect both context and linguistic information, a modelling step based on local inference and a soft alignment process and finally a inference composition step using again bidirectional LSTM. This complex architecture achieves 88% accuracy on SNLI. In our work we introduce two main improvements: replace LSTMs with Multi-head self-attention and pre-trained transformers to avoid RNN shortcomings, and allow for different length sequences to be compared without padding.

The increasing complexity of the architectures used to tackle NLI tasks has also given rise to research focusing on lighter options. As an example, Parikh et al. [6] focus on the simplicity of the architecture to achieve state-of-the-art results in the same dataset with an order of magnitude lower parameters. The authors expose that extracting and aligning small local structures can help to perform NLI tasks. This model, however, does not allow a multilingual approach. The authors employ soft alignment to create a series of small inference problems that are later combined. The alignment problem has also been largely studied in the state-of-the-art literature. Other researchers propose a new model for NLI which includes alignment factorization layers [7]. This allows to reduce the alignment vectors and to build a compact architecture with higher interpretability.

It is also worth mentioning that researchers have found that NLI corpus such as SNLI include hidden information that can reveal the label in 67% of the hypothesis by just looking at it. This is due to the approach used to generate these corpus, where workers, once given a sentence, are asked to generate three sentences with entailment, neutral and contradiction relation. The authors evaluate current NLI models and reveal that the accuracy decreases when the evaluation is performed on the remaining clean hypothesis. This risk of bias has also been pointed by other researchers. In 2019, a research focused on this problem and calculate the probability of a premise according to a hypothesis [8]. The results demonstrate that it is possible to reduce the bias and build more robust models. In a similar research [9], the authors attack the bias that exists on NLI datasets, arguing that a negation is usually associated with a contradiction label. The approach is based on training a biased model to later train a debiased model using examples that cannot be classified correctly according to the bias.

There is also a problem that has raised in relation with NLI methods. Although there are recent approaches that obtain high accuracy rates in data corpus such as SNLI, they lack on explainability capacities. In certain cases, it is required not only to make a decision an establish whether there is an entailment relation (or not) between the hypothesis and the premise, but to justify that decision. Camburu et al. [10] extend the SNLI dataset by including human explanation and show that it can be used to train new models able to provide justifications. Other authors [11], also pursue to increase the explainability of the models, showing that it is possible to generate faithful explainability of every decision.

Although Natural Language Inference is repeatedly pointed as an important task in a variety of NLP tasks, its application to specific domain requires adaptation. For instance, clinical domains involve high complexity, and general-purpose datasets such as SNLI are not adequate. Romanov and Shivade [12] release the MedNLI dataset, starting from the SNLI dataset and including annotations by doctors that involve domain knowledge. The use external knowledge has also been studied by Chen et al. [13], demonstrating that neural language models benefit from this information and the training data may not be sufficient to accomplish complex tasks. This is also the case of dialogue agents [14].

Other possible improvement point lies in the sentence representation scheme, which infer different characteristics and types of reasoning from the text. A research collects different NLI datasets in order to provide the scientific community with a valuable tool to evaluate natural language understanding models and their capacity to capture types of reasoning [15].

Finally, it also important to mention that every language involves essential information to build models with high language understanding capacity. Due to this, different researchers have worked on building corpus on different languages, such as Persian [16] or Chinese [17]. These two example demonstrate the need for multilingual approaches, able to deal with Natural Language Inference tasks no matter the language is. Avoiding single-language approach is a mandatory point in this work.

## 2.2 Transformers

The Bidirectional Encoder Representations from Transformers (BERT) [18] has become one of the greatest exponents of Transformers. By pre-training these bidirectional architectures on unlabeled data and taking advantage of the near context, it is possible to build base models that only require one more specific output layer to perform a specific task. All the previous layers remain intact, which helps to follow use these architectures in a plethora of domains. The authors focused on two tasks: next sentence prediction and mask terms prediction, but they also show the performance in other

scenarios, including the SNLI dataset. The Transformers library [19] consists of different pre-trained models facilitating their use and adaptation and has become the principal source of this type of models.

Different researches have investigated the limitations of BERT. In NLI tasks, this Bidirectional Encode can find difficulties due to the need of specific knowledge of the domain [20]. As shown in previous section with general architectures for NLI, researchers have also evaluated the use of external knowledge in combination with BERT. According to this approach improves the performance of the model when the knowledge is used to adjust the global inference layer. Other researchers explore the knowledge stored in the Intermediate layers of BERT models, in contrast to typical approaches where only the last layer is used [21]. Through a fine tuning process with specific pooling strategies and an additional pooling module, it is demonstrated that improving internal layers leads to better models with higher generalisation capacity. The approach is tested in two different domains, natural language inference but also aspect based sentiment analysis.

The great capacity of Transformers to deal with NLP tasks has led to position these models as the main reference in the state-of-the-art literature. However, in contrast to other domains, evaluating these models involves certain difficulties. This problem has been studied by Desai and Durrett [22], showing that models such as BERT or RoBERTa increase error rates when using in different domains. In general, Transformers are heavily dependent on the domain, and require specific fine-tuning to achieve good results in a particular domain. In addition to fine-tuning, and like traditional NLP approaches, Transformers also benefit from external human knowledge to improve the results [20]. The authors test this approach in two NLI datasets, MultiNLI and Glockner, showing that integrating external knowledge allows to improve the performance in both corpus. Transformers have also been evaluated to generate sentence embeddings, while a stochastic answer network architecture is used to lead the inference process [23]. The main novelty of this work lies in the multi-step procedure employed which, according to the authors, allows to extract more complex inferences.

In general, research has largely evaluated the performance of these architectures. Despite the performance of these models in a large variety of tasks, there are, however, still behaviours and low results [24] in specific tasks that encourage researchers to further study on them.

### 3 The SML architecture

The siamese multilingual transformer (SML) architecture consists of an embedding alignment method for cross-language inference. The designed topology for the proposed model is presented on Fig. 2. The core idea from this topology is to align both sentences and attend each other. In this figure,  $u^*$  represents  $u$  informed by  $v$ , and the reverse is true for  $v^*$ . The rest of the topology aims to accurately interpret the informed embedding matrices.

Summarizing the method, we use a pair of siamese pre-trained multi-lingual transformers to extract features from the raw tokens. All layer embeddings are extracted and linearly combined into a lower dimension. Then, the projected embeddings are crossed, via the matrix alignment process described (a modified alignment from ESIM [5]). The aligned matrices are interpreted via siamese multi-head self-attention blocks and a max pooling operation turns the sequence to a vector, and this output is combined with the projected *cls* token. Finally, both branches of the model are combined and outputted via a fully connected feed-forward layer with ReLU activation.

- **Step 1: Tokenization.** It is performed over the non-preprocessed sentence. Most tokenization methods for multi-lingual sentence embeddings work at a character level, and often supports casing, which is our case. An attention mask is provided for the transformer, where 1 is given for any character and 0 is used for padding.
- **Step 2: Pre-trained embeddings.** Transformer models take a tokenized sentence and return a group of word embeddings, along the *cls* token which is often used to represent the whole sentence. We use the transformers as feature extractors, having their weights frozen and shared. All hidden states of the transformer are extracted, each one producing an embedding with dimension  $D$ .

In order to reduce dimensionality, all hidden states of the transformer are combined with the same linear projection to produce the combined embeddings  $u$  and  $v$  for sentences  $A$  and  $B$  respectively. The combined length of all hidden states of the transformer would be too computationally expensive for most operations presented here. Furthermore, some features extracted from the tokenized sentence may be redundant.

- **Step 3: Matrix alignment.** Both word embeddings  $u$  and  $v$  are aligned via the method proposed in Fig. 2. Each sentence is represented via a sequence of word embeddings of dim  $D$ , and a sequence length of  $L_u$  and  $L_v$  for  $u$  and  $v$ . From both word sequences we get a similarity matrix  $s$ . Applying a softmax activation to  $s$  and multiplying by  $v$  we obtain  $u^*$ . To get both  $u^*$  and  $v^*$ , equations 1 and 2 are used respectively.

$$u^* = \text{softmax}\left(\frac{u \times v^T}{\sqrt{D}}\right) \times v \quad (1)$$

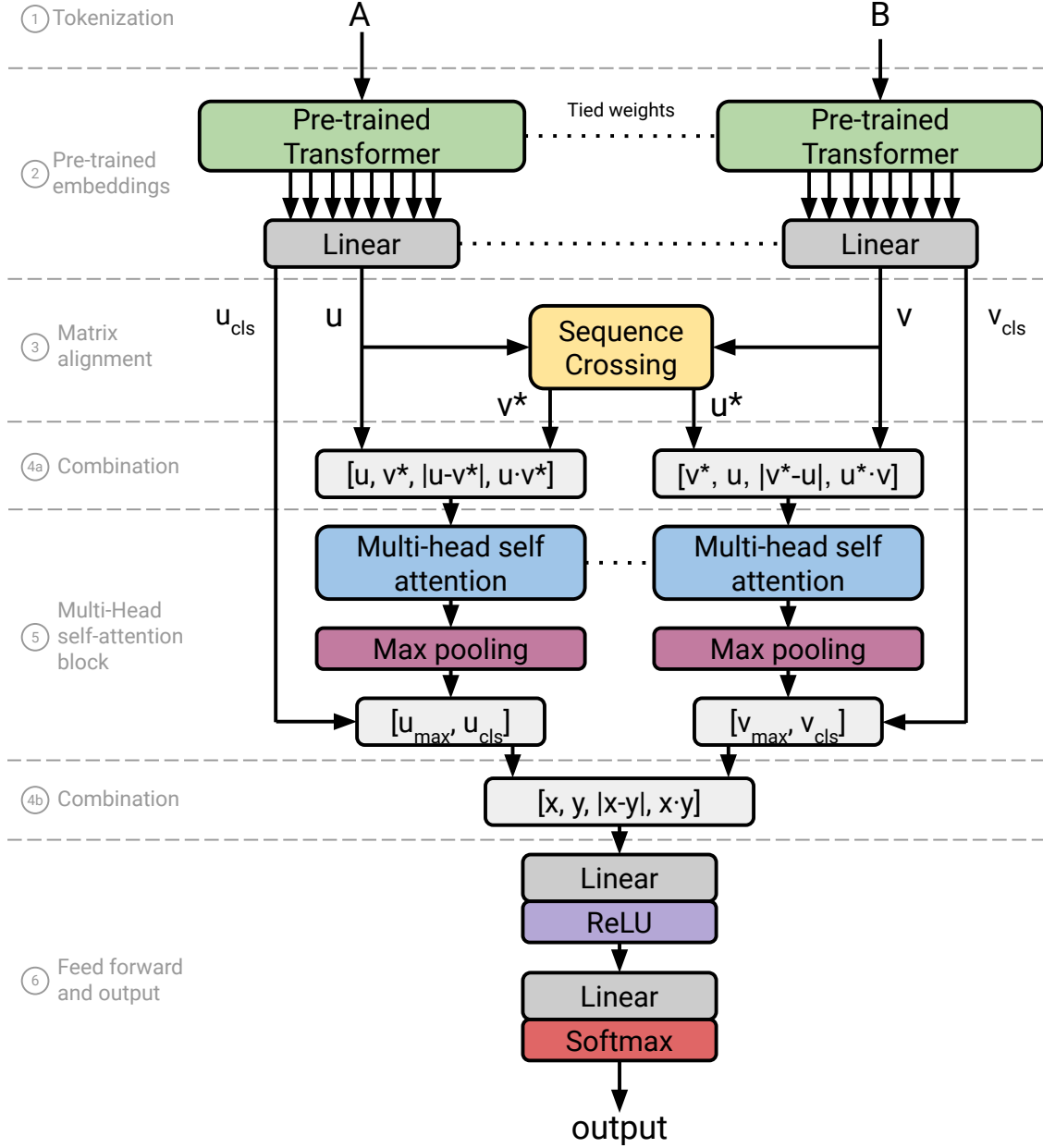
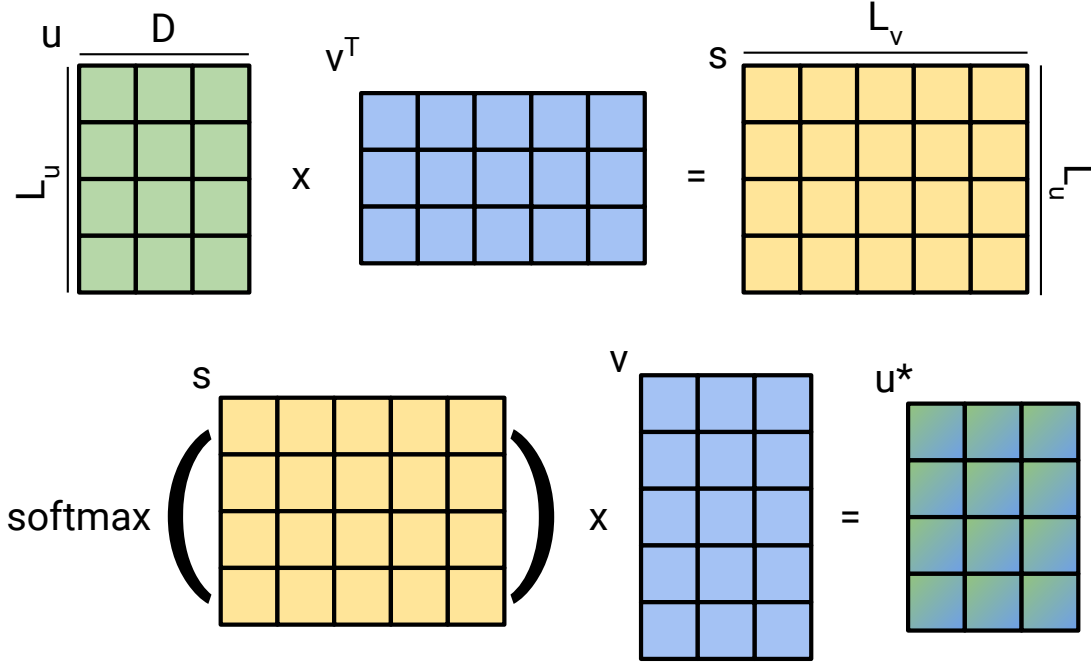


Figure 1: Topology of the embedding alignment approach.

Figure 2: Matrix alignment visualized, from  $u$  and  $v$  to  $u^*$ .

$$v^* = \text{softmax}\left(\frac{v \times u^T}{\sqrt{D}}\right) \times u \quad (2)$$

where  $u^T$  and  $v^T$  are the transposed word sequences. Both operations are batch compatible if all positions at  $u^*$  are set to 0 where  $u$  is 0. The same is possible for  $v^*$ . This allows to keep ignoring padding on matrix operations.

- **Step 4: Combination.** To extract richer information, the original and the aligned word sequences can be combined. For that purpose, the absolute difference and multiplication are computed. While the first value amplifies high divergent values between original and aligned sequences, the second operation amplifies high similar values. This same combination is also performed when merging both reasoning branches of the model, after the self-attention is performed.
- **Step 5: Multi-Head Self Attention block.** Multi-head self attention [25] is a bi-directional block for sequence processing. Using the combined output of the aligned sequences, the self-attention block returns an interpreted sequence. The contents of the sequence are combined through a max pooling operator, returning a vector of length  $D$ .  
The resulting  $u_{max}$  and  $v_{max}$  are concatenated with their respective  $u_{cls}$  and  $v_{cls}$  counterparts extracted after the the embeddings are projected. The resulting vectors are named  $x$  and  $y$  for the left and right branch of the topology respectively. Then, both  $x$  and  $y$  are combined in the same way, using the absolute difference and the element-wise product.
- **Step 6: Feed-forward and output.** The combination of  $x$  and  $y$  is interpreted via a fully connected feed-forward layer with ReLU activation. Another feed-forward layer with three neurons and softmax activation returns the outputs of the network.
- **Regularization and optimization.** A dropout regularization is applied after the linear projection block, the self-attention block and the feed-forward layer. The dropout ratio is fine-tuned for each pre-trained transformer. The network is optimized with Adam [26], following a cyclical learning rate [27] with exponentially decaying upper bound.

	Subset	Contradiction	Entailment	Neutral
SICK-ES	Train	641 (1282)	1274 (2548)	2524 (5048)
	Valid	71	143	281
	Test	712	1404	2790
MNLI	Train	130903	130899	130900
+XNLI	Valid	830	830	830
	Test	1670	1670	1670

Table 1: Summarization of labels within train, test, and validation sets of the proposed datasets. Original dataset number of examples is given along the machine translated extensions, between parentheses. In parenthesis is the size after data augmentation (Spanish machine translated to English and then machine translated to Spanish).

## 4 Experimental setup

Our experiments focus over the comparison of our model with a baseline (S-BERT [28]), state-of-the-art methods over two benchmark datasets: SICK [29] and MNLI [30] (with validation over XNLI [31]). Aside from the NLI performance of our model we want to test the cross-language capabilities as well.

### 4.1 Data

We provide a summary of the two datasets used to evaluate the SML architecture in Table 4.1. SICK, which is a lighter dataset with simpler sentences, where the low size is a challenge due to its tendency to overfit and MNLI+XNLI, a state-of-the-art NLI task, with almost half a million sentence pairs with complex syntax and a variety of genres and languages.

**SICK and SICK-ES:** This dataset is a benchmark for bidirectional textual entailment and similarity. It consists of 10k English sentences, labeled with their entailment and level of similarity, along other metadata. Sentences in this dataset are usually short ( $< 100$  characters) and are straightforward in meaning. Since this dataset only includes English text, we propose and make publicly available a testing set called SICK-ES, where sentences are machine translated into Spanish and later manually curated to better represent Spanish sentence composition. This enables to extend this dataset to a multilingual scenario. In order to evaluate cross-language capabilities, Spanish sentences are also compared with their English sentence counterpart, and vice-versa. The SICK training set is also machine translated to fit the neural network with cross-language capabilities.

**MNLI and XNLI:** MNLI is a large dataset of sentence pairs from different genres, consisting of 433k annotated examples. Accurate classification requires to understand long sentences (sometimes  $> 500$  characters) and different literature genres, without context (if mismatched). This is a state-of-the-art benchmark featured in GLUE [32] tasks. XNLI, on the other hand, is a replacement for the MNLI testing set, featuring paired multi-language sentences for the evaluation of MNLI. Usual practices require to machine translate MNLI to later evaluate on XNLI, which is already provided as XNLI-MT. As it happened on SICK, only the testing set (XNLI) is curated, while the MNLI machine translation is not.

### 4.2 Metrics

As a classification problem, we account for three different labels: entailment, contradiction and neutral. From the predictions of these labels we can extract metrics such as *precision*, *recall* and *f1-score*, as well as *accuracy*. During the experiment, F1-score and accuracy are reported as we specifically require to detect how well classified are underrepresented classes (for example, while SICK has a total of 3k examples of entailment, it only contains 1.4k examples of contradictions).

### 4.3 Base transformers

Our model relies on a frozen pre-trained transformer to extract sentence features. These transformers have been selected using the Huggingface library [19]. The selected models require to be multilingual (cross-lingual feature extraction). This library has three out-of-the-box transformers with multi-lingual tokenization and pre-training with different levels of complexity:

**BERT-base** [18]: BERT popularized the transformer as a way to understand text. It is pre-trained with a large text corpus and out-of-the-box is capable to perform well on GLUE tasks, and with some added fine-tuning it can perform even better. It is a hallmark of natural language processing and several variants are proposed. When pre-trained with a multilingual corpus it is able to recognize sentences from multiple languages, which is the version needed for cross-lingual tasks. The multi-lingual version is used in this article when we refer to BERT-base.

**DistilBERT** [33]: Knowledge distillation is a powerful tool to optimize networks into a lower parameter space. DistilBERT is a distilled version of BERT that holds 95% of its original capabilities with half the transformer layers (from 12 in BERT-base to 6 in DistilBERT). As such more information is compressed in the intermediate layers, and quicker computations can be made. These compressed representations may be easier to identify by the network than the original BERT embeddings.

**XLM-RoBERTa-base (XLM-R)** [3]: XLM-R significantly outperforms multilingual BERT on multilingual tasks, including XNLI. This model uses an XLM [34] architecture enhanced with slight performance changes, such as the text corpus size (1 order of magnitude higher). This increase in performance may mean that XLM-R embeddings are much more representative of the tokenized sentences.

#### 4.4 Hyper-parameters

Hyper-parameters have been tuned using the provided validation subset of each benchmark, aiming to minimize loss. Inner layers of the SML topology have a set embedding dimension of 768 with 8 attention heads (if needed). This topology is sensitive to dropout on SICK, so it has been tuned for each model with  $d = 0.4$  for distilBERT,  $d = 0.3$  for BERT and  $d = 0.35$  for XLM-R. Dropout on XNLI has not been tuned, being set to  $d = 0.1$ , as with enough data this tuning is not needed.

Optimization is done through Adam, with  $\beta_1 = 0.9$ ,  $\beta_2 = 0.9999$  and  $\epsilon = 1 \cdot 10^{-7}$ . The learning rate cycles with exponential decay with an initial learning rate of  $\alpha_0 = 3 \cdot 10^{-6}$  and a maximum of  $\alpha_{max} = 3 \cdot 10^{-3}$ .

#### 4.5 Baselines

As a custom baseline we use S-BERT, to evaluate if the sentence pair alignment is effective at capturing relations between sentences. This design is powerful on sentence-pair tasks, proven on Semantic Textual Similarity (STS) tasks. However, their performance when the transformer is frozen is widely unknown, as such our focus is to evaluate whether frozen transformers are powerful enough as to produce accurate results by training a Linear-Softmax layer. Aside from S-BERT, both MNLI and SICK come with a benchmark of results, as well as BERT, DistilBERT and XLM-R, which will be discussed as part of our comparison.

### 5 Results and discussion

Overall accuracy and f1-scores are reported in Table 5. Here the SML topology is compared against S-BERT models. We assess that S-BERT is vastly inferior to the SML topology, resulting in a drop of at least 20% in accuracy and f1-score. This confirms our previous assumption that frozen transformers do not work properly by themselves, requiring an additional reasoning layer to adequately perform. We also observe that, on average, Accuracy and F1-score are fairly similar on any model, so any imbalance in the datasets has proven to be irrelevant to both topologies ability to classify.

Parameters for S-BERT are much lower than those of SML, which as results show could be the main factor for the drop in accuracy. The SML topology adds a head with 13-17 million parameters, which achieves higher performance. This means the embeddings of the transformer could be cached, bypassing at least 130 million parameters in training computation.

Comparisons with state-of-the-art models are offered in Tables 5 and 5 for XNLI and SICK respectively. For the XNLI comparison we find three blocks in the table, with the original XNLI benchmark, the current best cross-lingual approaches to XNLI and our methods. First, it is important to note that English to Spanish (or other cross-lingual pairs) are rarely, if ever, discussed. Furthermore, every accuracy measurement for these comparisons is always better for english, which shows certain translation bias inherent to models trained with MNLI+XNLI.

While SML topologies clearly outperform the provided XNLI benchmark results, current state of the art methods are much more robust both in english and spanish. While we acknowledge these impressive results, this high accuracy comes at a high training cost. For instance XLM-R Base uses 278M parameters, and is very time-consuming to fine-tune on lower-end GPUs. Other models like Unicoder report very high English and Spanish accuracies, however a large



Dataset	Topology	Base transformer	Accuracy	F1-Score	#Param.	#Train.
SICK	S-BERT	BERT	49.64%	49.36%	178M	120K
		XLm-r	57.46%	45.21%	278M	120K
		distilBERT	57.92%	37.56%	134M	64K
	SML	BERT	79.05%	75.73%	194M	17M
		XLm-r	82.47%	81.52%	295M	17M
		distilBERT	82.35%	81.64%	148M	13M
XNLI	S-BERT	BERT	51.86%	47.78%	178M	120K
		XLm-r	57.46%	45.21%	278M	120K
		distilBERT	53.56%	51.43%	134M	64K
	SML	BERT	72.73%	72.65%	194M	17M
		XLm-r	79.29%	79.17%	295M	17M
		distilBERT	73.54%	73.48%	148M	13M

Table 2: Summarization of results on the test set, reporting accuracy, f1-score and network parameters for each trial.

drop of accuracy is shown on a cross-lingual evaluation. SML with a frozen XLM-R has smoother accuracy for this cross-lingual evaluation.

Method	en	en-es	es
BiLSTM-last [31]	71.0%	-	67.0%
BiLSTM-max [31]	73.7%	-	68.8%
X-BiLSTM-Last [31]	71.0%	-	67.8%
X-BiLSTM-max [31]	73.7%	-	68.7%
X-CBOW [31]	64.5%	-	60.7%
FILTER [35]	89.5%	-	86.6%
XLm-R R4F [36]	89.6%	-	85.2%
XLm-R Base [36]	85.8%	-	80.7%
Unicoder [37]	85.6%	79.5%	82.3%
align-XLM-R	81.0%	79.1%	77.9%
align-BERT	74.6%	72.0%	72.3%
align-distilBERT	75.5%	73.2%	72.3%

Table 3: Accuracy reported for several state-of-the-art published methods on the XNLI benchmark. The source of the reported measurements is cited along with the method.

Common criticism of cross-lingual systems include the reduction in single-language accuracy. SICK results point that even when learning multiple languages SML remains competitive with a drop in accuracy ranging from 1% to 2% compared with the top methods found in this category, while being able to recognize two languages simultaneously. Despite the model cross-lingual capabilities we observe that for SICK a drop in accuracy happens from matched language pairs, to cross-lingual sentence pairs, not too different to the previously mentioned Unicoder drop. Interestingly enough this drop does not happen with XNLI, only on SICK. This phenomenon could be due to the SML topology requiring a larger amount of data (or longer sentences) than SICK can offer, at least for cross-lingual sentence pairs.

The following tables break down accuracy and f1-score by a variety of criteria. First, Table 5 shows the specific accuracy by true label. First, results on sick are clearly biased towards predicting neutral statements, as opposed to contradictions, with entailments in the middle. Specifically when using BERT and distilBERT as a base, the increase in accuracy of Neutral statements is above 10%. The opposite happens on XNLI, where results are clearly biased toward predicting contradictions, despite being a balanced dataset. On SICK and XNLI, the XLM-R base is the least biased of the three base transformers.

Method	en	en-es	es
GenSen [2]	87,8%	-	-
InferSent [1]	86,5%	-	-
align-XLM-R	83.3%	81.3%	84.0%
align-BERT	82.3%	75.2%	83.5%
align-distilBERT	84.8%	79.9%	84.7%

Table 4: Accuracy reported for several state-of-the-art published methods on the SICK benchmark. The source of the reported measurements is cited along with the method.

Dataset	Label Base transformer	Contradiction	Entailment	Neutral
SICK	BERT	57.30%	69.68%	89.32%
	XLM-r	79.00%	80.61%	84.28%
	distilBERT	76.86%	77.23%	86.33%
XNLI	BERT	81.68%	69.24%	67.28%
	XLM-r	84.87%	82.19%	70.81%
	distilBERT	78.85%	73.58%	68.19%

Table 5: Accuracy grouped by label.

Further explanation of this bias is explored in Table 5 where results are grouped by semantic similarity. Here we find a large mismatch between accuracy and F1-score, unseen in previous tables, for very low similarities, accuracy is extremely high and f1-score is a the worst-case scenario. This happens because the relatedness score of the dataset is itself biased, as illustrated on Figure 3.

Metric	Relatednes range Base transformer	(1, 2]	(2, 3]	(3, 4]	(4, 5]
Accuracy	BERT	98.08%	90.65%	76.22%	71.18%
	XLM-r	95.17%	89.37%	78.46%	79.88%
	distilBERT	96.25%	90.72%	79.03%	78.09%
F1-Score	BERT	33.01%	52.56%	58.45%	64.34%
	XLM-r	32.51%	57.38%	63.84%	71.99%
	distilBERT	32.70%	59.27%	64.16%	73.40%

Table 6: Accuracy and f1-score grouped by relatedness score, only reported for SICK. Contradiction and entailment only occur from 2 similarity points onwards, as such the first range goes from 0 to 3. Similarity ranges from 0 (unrelated) to 5 (exactly the same topic).

We find that the distribution of labels has a strong relationship with semantic similarity, meaning that the model is detecting some measure of relatedness and discriminating accordingly. For example for similarities between 1 and 1.5, the label is Neutral most of the times, and the model reacts accordingly. Similarly, when an entailment relation has less than relatedness 4, the model starts missing more frequently. This offers an explanation on why biases arise when breaking down results by label or relatedness: the model is discovering a relatedness score without explicit information.

On Table 5 we find a breakdown of results by language, including cross-lingual sentence pairs. On the SICK dataset cross-lingual pairs are usually worse classified than language matched sentence pairs, with drops of around 7% (for BERT), 5% (for distilBERT) and 3% (for XLM-R). On the other hand, the XNLI evaluation set is worse at classifying Spanish sentence pairs, although oscillations in Accuracy and F1-Score is lower than 2%. Overall we observe data volume is related to higher accuracy cross-lingual sentence pairs.

Further analysis is conducted on Table 5 where accuracy is measured by genre. Each genre is distinct and the model presents further biases. On XLM-r, Government language has the highest accuracy (83.5%), while the hardest genre is verbatim (72.41%). The rest of genres lie in-between that range, and there is no clear bias towards informal registries

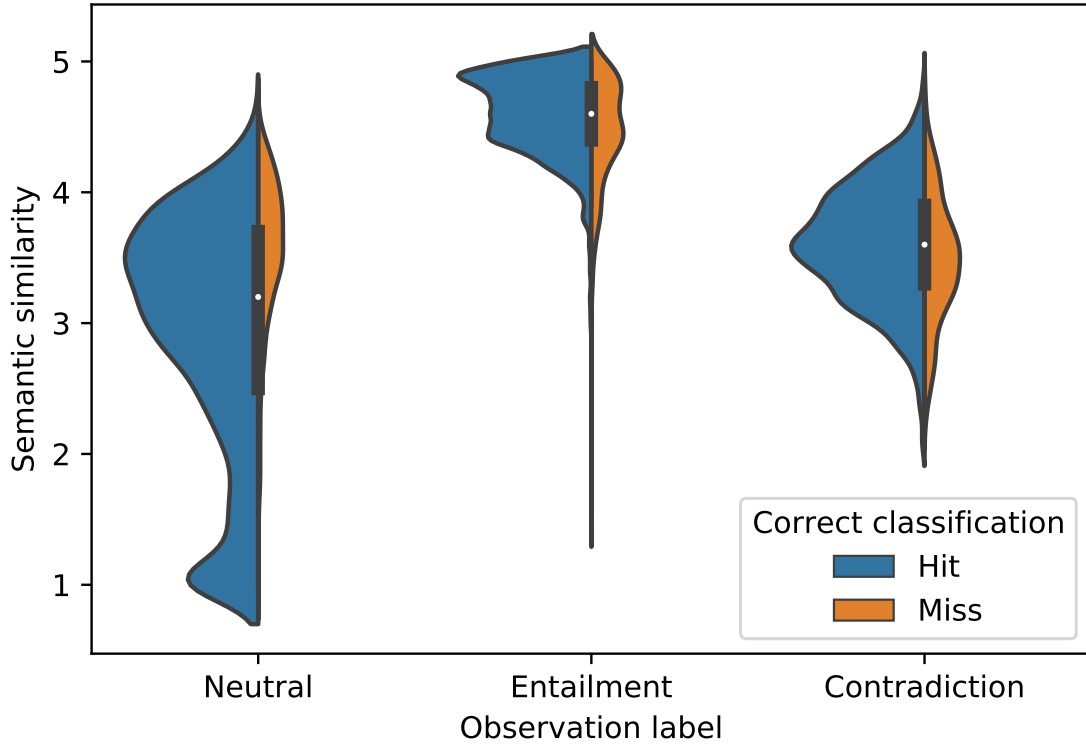


Figure 3: Distribution of hits and misses by label along their semantic similarity, generated by the SML topology with XLM-R base transformer.

Metric	Dataset	Language Base transformer	en-en	en-es	es-es
Accuracy	SICK	BERT	82.27%	75.24%	83.45%
		XLM-r	83.33%	81.27%	84.00%
		distilBERT	84.77%	79.94%	84.73%
	XNLI	BERT	74.57%	72.04%	72.28%
		XLM-r	81.04%	79.11%	77.88%
		distilBERT	75.47%	73.21%	72.26%
F1-Score	SICK	BERT	81.78%	68.43%	81.83%
		XLM-r	82.75%	79.84%	83.36%
		distilBERT	84.61%	78.76%	84.22%
	XNLI	BERT	74.25%	71.95%	72.20%
		XLM-r	80.90%	78.99%	77.79%
		distilBERT	75.24%	73.20%	72.20%

Table 7: Accuracy and f1-score grouped by language. en-en means that sentences are paired and in english, while es-es are paired in spanish. Lastly, en-es are for crossing a sentence in spanish and another in english.

	Base transformer Genre	BERT	XLm-r	distilBERT
Accuracy	facetoface	73.75%	79.99%	76.60%
	fiction	72.95%	78.89%	74.60%
	government	76.90%	83.53%	77.05%
	letters	73.70%	82.73%	76.70%
	nineeleven	76.10%	82.58%	76.75%
	oup	70.76%	76.35%	70.66%
	slate	69.01%	75.55%	68.71%
	telephone	70.71%	77.79%	72.01%
	travel	75.20%	83.03%	73.95%
	verbatim	68.21%	72.41%	68.36%
F1-Score	facetoface	73.64%	79.87%	76.50%
	fiction	72.93%	78.89%	74.60%
	government	76.76%	83.48%	77.00%
	letters	73.66%	82.71%	76.72%
	nineeleven	76.01%	82.51%	76.82%
	oup	70.60%	76.05%	70.56%
	slate	68.94%	75.21%	68.49%
	telephone	70.67%	77.69%	71.97%
	travel	75.07%	82.86%	73.81%
	verbatim	68.11%	72.20%	68.29%

Table 8: Accuracy and f1-score grouped by genre of the text, only reported for XNLI. These genres represent several types of intentionality and style. Descriptions can be found in the original MNLI article.

Metric	Dataset	Length range Base transformer	(0, 125]	(125, 250]	(250, 375]	(375, 500]
Accuracy	SICK	BERT	79.20%	78.42%	88.24%	-
		XLm-r	82.56%	82.08%	82.35%	-
		distilBERT	82.94%	79.96%	82.35%	-
	XNLI	BERT	73.03%	72.13%	75.44%	75.00%
		XLm-r	79.40%	78.78%	81.77%	96.43%
		distilBERT	74.95%	72.72%	74.31%	78.57%
F1-Score	SICK	BERT	76.41%	71.86%	88.19%	-
		XLm-r	81.87%	79.62%	56.62%	-
		distilBERT	82.53%	77.05%	82.11%	-
	XNLI	BERT	72.78%	72.07%	75.48%	67.29%
		XLm-r	79.11%	78.68%	81.80%	94.41%
		distilBERT	74.73%	72.70%	74.38%	72.84%

Table 9: Accuracy and f1-score grouped by semantic similarity, only reported for SICK. Contradiction and entailment only occur from 2 similarity points onwards, as such the first range goes from 0 to 3. Similarity ranges from 0 (unrelated) to 5 (exactly the same topic).

(face to face or travel), formal registries (government) or even fiction text, although the biases prevail from a base transformer to others, where Verbatim is always the worst classified and Government the best.

Table 5 compares metrics by character length of sentences, to evaluate sensitivity to long sequences. SNLI always has shorter sequences, and on average are well classified across all lengths. There is also some mismatch between the XLm-R long sentence classification accuracy, dropping from 82.35% accuracy to 56.62% f1-score on SICK. On XNLI sentence length is more variable and there is always some decrease in accuracy on mid-range sequences. Using XLm-R as a base results in very high accuracy (94.41%) for very long sequences, probably due to longer sentences containing more information about its contents.

Finally we provide a qualitative comparison of our results in 5, showing the results of SML with XLm-R as the base transformer.

Data	Lan.	Obs.	Sentence A	Sentence B	Pred.
XNLI	en-en	Con.	There's some cash flow projections on my desk and, um, uh, it's for such and such Cutty, that's the client's name.	We don't have any clients called Cutty.	Con.
		Ent.	But they were divided about like who were the field hands and who were the house kids, it was kind of--	They couldn't agree about who was a field hand and who belonged in the house.	Ent.
		Neu.	And, of course, Androv Gromikov didn't answer anything, but we had all the information from the films the U2 had taken.	The U2 took a ton of film from under the water.	Con.
	en-es	Con.	There's some cash flow projections on my desk and, um, uh, it's for such and such Cutty, that's the client's name.	No tenemos clientes llamados Cutty.	Con.
		Ent.	But they were divided about like who were the field hands and who were the house kids, it was kind of--	No podían ponerse de acuerdo sobre quién era una mano de campo y quién pertenecía a la casa.	Ent.
		Neu.	And, of course, Androv Gromikov didn't answer anything, but we had all the information from the films the U2 had taken.	El U2 tomó una tonelada de película de debajo del agua.	Neu.
	es-en	Con.	Hay algunas proyecciones del flujo de caja y, uh, eh, es para tal y cual Cutty, el nombre del cliente.	We don't have any clients called Cutty.	Con.
		Ent.	Pero ellos estaban divididos acerca de quiénes eran las manos de campo y quiénes eran los niños de la casa, era algo así como...	They couldn't agree about who was a field hand and who belonged in the house.	Ent.
		Neu.	Y, por supuesto, Androv Gromikov no respondió a nada, pero disponíamos de toda la información de las películas hechas por el U2.	The U2 took a ton of film from under the water.	Con.
	es-es	Con.	Hay algunas proyecciones del flujo de caja y, uh, eh, es para tal y cual Cutty, el nombre del cliente.	No tenemos clientes llamados Cutty.	Con.
		Ent.	Pero ellos estaban divididos acerca de quiénes eran las manos de campo y quiénes eran los niños de la casa, era algo así como...	No podían ponerse de acuerdo sobre quién era una mano de campo y quién pertenecía a la casa.	Ent.
		Neu.	Y, por supuesto, Androv Gromikov no respondió a nada, pero disponíamos de toda la información de las películas hechas por el U2.	El U2 tomó una tonelada de película de debajo del agua.	Neu.
SICK	en-en	Con.	Nobody is practicing water safety and wearing preservers	This group of people is practicing water safety and wearing preservers	Con.
		Ent.	Two groups of people are playing football	Two teams are competing in a football match	Ent.
		Neu.	Two women are sparring in a kickboxing match	Two people are fighting and spectators are watching	Neu.
	en-es	Con.	Nobody is practicing water safety and wearing preservers	Este grupo de personas practica la seguridad en el agua y usa preservativos	Con.
		Ent.	Two groups of people are playing football	Dos equipos compiten en un partido de fútbol.	Ent.
		Neu.	Two women are sparring in a kickboxing match	Dos personas pelean y los espectadores miran	Neu.
	es-en	Con.	Nadie practica la seguridad en el agua y usa preservativos	This group of people is practicing water safety and wearing preservers	Con.
		Ent.	Dos grupos de personas están jugando al fútbol.	Two teams are competing in a football match	Ent.
		Neu.	Dos mujeres pelean en un combate de kickboxing	Two people are fighting and spectators are watching	Neu.
	es-es	Con.	Nadie practica la seguridad en el agua y usa preservativos	Este grupo de personas practica la seguridad en el agua y usa preservativos	Con.
		Ent.	Dos grupos de personas están jugando al fútbol.	Dos equipos compiten en un partido de fútbol.	Ent.
		Neu.	Dos mujeres pelean en un combate de kickboxing	Dos personas pelean y los espectadores miran	Neu.

Table 10: Qualitative comparison of sentences, with their respective observation and predicted label. Predictions are made using the SML with the XLM-R base.

## 6 Conclusions

Quality multilingual understanding of natural language is a resource-intensive task, where training and fine-tuning can be unwieldy. Our focus on an efficient training allows to reach state-of-the-art results with modest equipment. The SML topology presented in this research consists of an architecture appended to frozen transformer models to understand entailment relationships between cross-lingual sentence pairs. With a huge reduction of 92% of trainable parameters, we achieve 82.5% accuracy for SICK and 79.3% accuracy for XNLI, both common benchmarks for NLI.

Although comparisons against state-of-the-art models reveal that there is a noticeable drop in accuracy using SML, showing an evident trade-off between training efficiency and accuracy, this drop is minimal when testing in the SICK dataset, maintaining high accuracy on cross-lingual and Spanish sentence pairs. As for XNLI, we observed that, despite the obvious drop in English accuracy, the cross-lingual sentence pairs are comparable to state of the art methods. To emphasize the contributions of SML, all of these results are achieved with a fraction of trainable parameters of the original architecture and drastically reducing the computational resources required, from a distributed system of hundreds of GPUs to just one single GPU.

Throughout this research we have found that frozen transformers and a linear head are not as good as expected, which is evidenced by the shortcomings of the S-BERT topology. If transformers are themselves few-show unsupervised

learners, the representations they build should also be powerful even without usual fine-tuning. Instead, we find that these representations are insufficient to reliably detect entailment relationships between pairs of sentences, either mono or cross-lingual. Besides, we suspect that fine tuning compromises multilingual capabilities for cross-lingual sentence pairs, and that this should be looked into. Comparing English to Spanish results, it is clear that the native language of these models is English, and that other languages are aligned and subject to it. This also occurs for SML, where the frozen transformers also suffer from this effect but in a lesser degree, given that they have not been fine-tuned for the task at hand.

## 7 Acknowledgements

This research has been supported by Ministry of Science and Education under TIN2017-85727-C4-3-P (DeepBio) project, by CHIST-ERA 2017 BDSI PACMEL Project (PCI2019-103623), and by Comunidad Autónoma de Madrid under S2018/ TCS-4566 (CYNAMON), S2017/BMD-3688 grant. We gratefully acknowledge the support of NVIDIA Corporation with the donation of the Titan V GPU used for this research.

## References

- [1] Alexis Conneau, Douwe Kiela, Holger Schwenk, Loic Barrault, and Antoine Bordes. Supervised learning of universal sentence representations from natural language inference data. *arXiv*, May 2017.
- [2] Sandeep Subramanian, Adam Trischler, Yoshua Bengio, and Christopher J. Pal. Learning general purpose distributed sentence representations via large scale multi-task learning. *arXiv*, Mar 2018.
- [3] Alexis Conneau, Kartikay Khandelwal, Naman Goyal, Vishrav Chaudhary, Guillaume Wenzek, Francisco Guzman, Edouard Grave, Myle Ott, Luke Zettlemoyer, and Veselin Stoyanov. Unsupervised cross-lingual representation learning at scale. *arXiv*, Nov 2019.
- [4] Samuel R Bowman, Gabor Angeli, Christopher Potts, and Christopher D Manning. A large annotated corpus for learning natural language inference. *arXiv preprint arXiv:1508.05326*, 2015.
- [5] Qian Chen, Xiaodan Zhu, Zhenhua Ling, Si Wei, Hui Jiang, and Diana Inkpen. Enhanced lstm for natural language inference. *arXiv*, Sep 2016.
- [6] Ankur P Parikh, Oscar Täckström, Dipanjan Das, and Jakob Uszkoreit. A decomposable attention model for natural language inference. *arXiv preprint arXiv:1606.01933*, 2016.
- [7] Yi Tay, Luu Anh Tuan, and Siu Cheung Hui. Compare, compress and propagate: Enhancing neural architectures with alignment factorization for natural language inference. *arXiv preprint arXiv:1801.00102*, 2017.
- [8] Yonatan Belinkov, Adam Poliak, Stuart M Shieber, Benjamin Van Durme, and Alexander M Rush. Don’t take the premise for granted: Mitigating artifacts in natural language inference. *arXiv preprint arXiv:1907.04380*, 2019.
- [9] He He, Sheng Zha, and Haohan Wang. Unlearn dataset bias in natural language inference by fitting the residual. *arXiv preprint arXiv:1908.10763*, 2019.
- [10] Oana-Maria Camburu, Tim Rocktäschel, Thomas Lukasiewicz, and Phil Blunsom. e-snli: Natural language inference with natural language explanations. *arXiv preprint arXiv:1812.01193*, 2018.
- [11] Sawan Kumar and Partha Talukdar. Nile: Natural language inference with faithful natural language explanations. *arXiv preprint arXiv:2005.12116*, 2020.
- [12] Alexey Romanov and Chaitanya Shivade. Lessons from natural language inference in the clinical domain. *arXiv preprint arXiv:1808.06752*, 2018.
- [13] Qian Chen, Xiaodan Zhu, Zhen-Hua Ling, Diana Inkpen, and Si Wei. Neural natural language inference models enhanced with external knowledge. *arXiv preprint arXiv:1711.04289*, 2017.
- [14] Sean Welleck, Jason Weston, Arthur Szlam, and Kyunghyun Cho. Dialogue natural language inference. *arXiv preprint arXiv:1811.00671*, 2018.
- [15] Adam Poliak, Aparajita Haldar, Rachel Rudinger, J Edward Hu, Ellie Pavlick, Aaron Steven White, and Benjamin Van Durme. Collecting diverse natural language inference problems for sentence representation evaluation. *arXiv preprint arXiv:1804.08207*, 2018.
- [16] Hossein Amirkhani, Mohammad Azari Jafari, Azadeh Amirak, Zohreh Pourjafari, Soroush Faridan Jahromi, and Zeinab Kouhkan. Farstail: A persian natural language inference dataset. *arXiv preprint arXiv:2009.08820*, 2020.
- [17] Hai Hu, Kyle Richardson, Liang Xu, Lu Li, Sandra Kübler, and Lawrence S Moss. Ocnli: Original chinese natural language inference. *arXiv preprint arXiv:2010.05444*, 2020.

- [18] Jacob Devlin, Ming-Wei Chang, Kenton Lee, and Kristina Toutanova. Bert: Pre-training of deep bidirectional transformers for language understanding. *arXiv*, Oct 2018.
- [19] Thomas Wolf, Lysandre Debut, Victor Sanh, Julien Chaumond, Clement Delangue, Anthony Moi, Pierric Cistac, Tim Rault, Rfmmodde Louf, Morgan Funtowicz, and et al. Huggingface’s transformers: State-of-the-art natural language processing. *arXiv*, Oct 2019.
- [20] Xiaoyu Yang, Xiaodan Zhu, Huasha Zhao, Qiong Zhang, and Yufei Feng. Enhancing unsupervised pretraining with external knowledge for natural language inference. In *Canadian Conference on Artificial Intelligence*, pages 413–419. Springer, 2019.
- [21] Youwei Song, Jiahai Wang, Zhiwei Liang, Zhiyue Liu, and Tao Jiang. Utilizing bert intermediate layers for aspect based sentiment analysis and natural language inference. *arXiv preprint arXiv:2002.04815*, 2020.
- [22] Shrey Desai and Greg Durrett. Calibration of pre-trained transformers. *arXiv preprint arXiv:2003.07892*, 2020.
- [23] Xiaodong Liu, Kevin Duh, and Jianfeng Gao. Stochastic answer networks for natural language inference. *arXiv preprint arXiv:1804.07888*, 2018.
- [24] Carlos Aspillaga, Andrés Carvallo, and Vladimir Araujo. Stress test evaluation of transformer-based models in natural language understanding tasks. *arXiv preprint arXiv:2002.06261*, 2020.
- [25] Ashish Vaswani, Noam Shazeer, Niki Parmar, Jakob Uszkoreit, Llion Jones, Aidan N. Gomez, Lukasz Kaiser, and Illia Polosukhin. Attention is all you need. *arXiv*, Jun 2017.
- [26] Diederik P. Kingma and Jimmy Ba. Adam: A method for stochastic optimization. *arXiv*, Dec 2014.
- [27] Leslie N. Smith. Cyclical learning rates for training neural networks. *arXiv*, Jun 2015.
- [28] Nils Reimers and Iryna Gurevych. Sentence-bert: Sentence embeddings using siamese bert-networks. *arXiv*, Aug 2019.
- [29] Marco Marelli, Stefano Menini, Marco Baroni, Luisa Bentivogli, Raffaella Bernardi, Roberto Zamparelli, et al. A sick cure for the evaluation of compositional distributional semantic models. In *LREC*, page 216–223, 2014.
- [30] Adina Williams, Nikita Nangia, and Samuel Bowman. A broad-coverage challenge corpus for sentence understanding through inference. In *Proceedings of the 2018 Conference of the North American Chapter of the Association for Computational Linguistics: Human Language Technologies, Volume 1 (Long Papers)*, page 1112–1122. Association for Computational Linguistics, 2018.
- [31] Alexis Conneau, Ruty Rinott, Guillaume Lample, Adina Williams, Samuel R. Bowman, Holger Schwenk, and Veselin Stoyanov. Xnli: Evaluating cross-lingual sentence representations. In *Proceedings of the 2018 Conference on Empirical Methods in Natural Language Processing*. Association for Computational Linguistics, 2018.
- [32] Alex Wang, Amanpreet Singh, Julian Michael, Felix Hill, Omer Levy, and Samuel R. Bowman. Glue: A multi-task benchmark and analysis platform for natural language understanding. *arXiv*, Apr 2018.
- [33] Victor Sanh, Lysandre Debut, Julien Chaumond, and Thomas Wolf. Distilbert, a distilled version of bert: smaller, faster, cheaper and lighter. *arXiv*, Oct 2019.
- [34] Guillaume Lample and Alexis Conneau. Cross-lingual language model pretraining. *arXiv*, Jan 2019.
- [35] Yuwei Fang, Shuohang Wang, Zhe Gan, Siqi Sun, and Jingjing Liu. Filter: An enhanced fusion method for cross-lingual language understanding. *arXiv*, Sep 2020.
- [36] Armen Aghajanyan, Akshat Shrivastava, Anchit Gupta, Naman Goyal, Luke Zettlemoyer, and Sonal Gupta. Better fine-tuning by reducing representational collapse. *arXiv*, Aug 2020.
- [37] Haoyang Huang, Yaobo Liang, Nan Duan, Ming Gong, Linjun Shou, Daxin Jiang, and Ming Zhou. Unicoder: A universal language encoder by pre-training with multiple cross-lingual tasks. *arXiv*, Sep 2019.