

Doubly robust confidence sequences for sequential causal inference

Ian Waudby-Smith¹, David Arbour², Ritwik Sinha², Edward H. Kennedy¹, and Aaditya Ramdas¹

¹Carnegie Mellon University

²Adobe Research

ianws@cmu.edu, arbour@adobe.com, risinha@adobe.com,
edward@stat.cmu.edu, aramdas@cmu.edu

Abstract

This paper derives time-uniform confidence sequences (CS) for causal effects in experimental and observational settings. A confidence sequence for a target parameter ψ is a sequence of confidence intervals $(C_t)_{t=1}^{\infty}$ such that every one of these intervals simultaneously captures ψ with high probability. Such CSs provide valid statistical inference for ψ at arbitrary stopping times, unlike classical fixed-time confidence intervals which require the sample size to be fixed in advance. Existing methods for constructing CSs focus on the nonasymptotic regime where certain assumptions (such as known bounds on the random variables) are imposed, while doubly robust estimators of causal effects rely on (asymptotic) semiparametric theory. We use sequential versions of central limit theorem arguments to construct large-sample CSs for causal estimands, with a particular focus on the average treatment effect (ATE) under nonparametric conditions. These CSs allow analysts to update inferences about the ATE in lieu of new data, and experiments can be continuously monitored, stopped, or continued for any data-dependent reason, all while controlling the type-I error. Finally, we describe how these CSs readily extend to other causal estimands and estimators, providing a new framework for sequential causal inference in a wide array of problems.

1	Introduction	2
2	Asymptotic confidence sequences	4
3	Doubly-robust confidence sequences for the ATE	6
4	Illustration	12
5	Extensions to general functional estimation	15
6	Discussion	16
A	Proofs of the main results	20
B	Extensions to multivariate functionals and non-iid data	28
C	Additional results	31

1 Introduction

Many scientific and policy questions of interest are inherently causal and cannot be answered by simply analyzing associations. For example, a drug company may be interested in evaluating whether a medication reduces anxiety, or an internet company might want to know whether a new website layout will promote user-engagement. State-of-the-art methods to answer such causal questions are designed for the so-called ‘batch’ setting where the sample size is fixed in advance. However, data are frequently observed in an online stream over time — such as in a sequential experiment — where these methods do not typically provide valid statistical inference. In this work, we present a framework to perform *sequential causal inference*, both in randomized experiments and observational studies.

Estimation of causal effects For the purposes of this paper, we will mainly be concerned with binary treatments (e.g. drug versus placebo, new website versus old website, etc.), though we do address more complicated settings in Section 5. To aid the discussion which follows, let us briefly introduce some notation which we expand upon in Section 3. Suppose we observe a sequence of subjects $Z_1, Z_2, \dots \sim \mathbb{P}$ from a distribution \mathbb{P} . Here, $Z_i := (X_i, A_i, Y_i)$ where $X_i \in \mathbb{R}^d$ denotes subject i ’s baseline covariates, $A_i \in \{0, 1\}$ denotes subject i ’s treatment assignment (0 for control, 1 for treatment), and $Y_i \in \mathbb{R}$ their measured outcome. Note that Z_i is an observable variable (i.e. it does not consist of any unknown quantities). However, causal effects are defined in terms of *counterfactuals* which are largely unobservable. Specifically, let Y_i^a denote the counterfactual outcome which would have occurred if subject i received treatment level $a \in \{0, 1\}$. Throughout this paper, we will consider as a running example the *average treatment effect* (ATE),

$$\text{ATE} := \mathbb{E}(Y^1 - Y^0),$$

which may be interpreted as the average population difference in subject outcomes if everyone were assigned to treatment, versus everyone assigned to control. Note however, that as currently written, the ATE cannot necessarily be estimated via Z_1, Z_2, \dots since it depends on the unobservable variables, $Y^1 - Y^0$. In a Bernoulli(1/2) randomized experiment, we have that under standard causal identifiability assumptions, the ATE can be written as $2\mathbb{E}(AY - (1 - A)Y)$ where in this case, $A \sim \text{Bernoulli}(1/2)$. Note that this is a purely statistical quantity which can be estimated using simple estimators such as $\frac{2}{t} \sum_{i=1}^t (A_i Y_i - (1 - A_i) Y_i)$. If the study is observational or if the experiment has uncontrolled components (such as subjects not taking treatment as assigned, or dropping out of the study for unknown reasons), then this causal identification problem becomes more challenging. It is well known that under the assumptions of (A1) *consistency*: $A = a \implies Y = Y^a$, (A2) *no unmeasured confounding*: $A \perp\!\!\!\perp Y^a \mid X$, and (A3) *positivity*: $\mathbb{P}(A = a \mid X) > 0$ almost surely, then

$$\text{ATE} = \mathbb{E}\{\mathbb{E}(Y \mid X, A = 1)\} - \mathbb{E}\{\mathbb{E}(Y \mid X, A = 0)\}.$$

Assumptions (A1)–(A3) are well-known to be untestable, and must be reasoned about carefully in the context of the scientific problem of interest. Each assumption can be weakened in various ways, at the expense of losing point identification of the marginal counterfactual distribution [1, 2, 3, 4]. That said, even when these assumptions are violated, estimation of the adjusted contrast above still plays an important role. Therefore we assume (A1)–(A3) throughout and focus on the purely statistical problem of estimating the ATE with as much precision as possible under nonparametric conditions.

Many estimators for the ATE have been proposed over the years, including doubly robust versions which are optimal in the sense that they attain the semiparametric efficiency bound [5, 6, 7, 8, 9]. Such doubly robust-style estimators — including targeted maximum likelihood estimation (TMLE) [10] and double machine learning (DML) [11] — allow for uncertainty quantification under nonparametric conditions, even when constructed via flexible machine learning algorithms. However, like most statistical methods, state-of-the-art semiparametric inference based on TMLE or DML is only valid at a pre-specified sample size. For example, in sequential experiments where subjects are recruited one

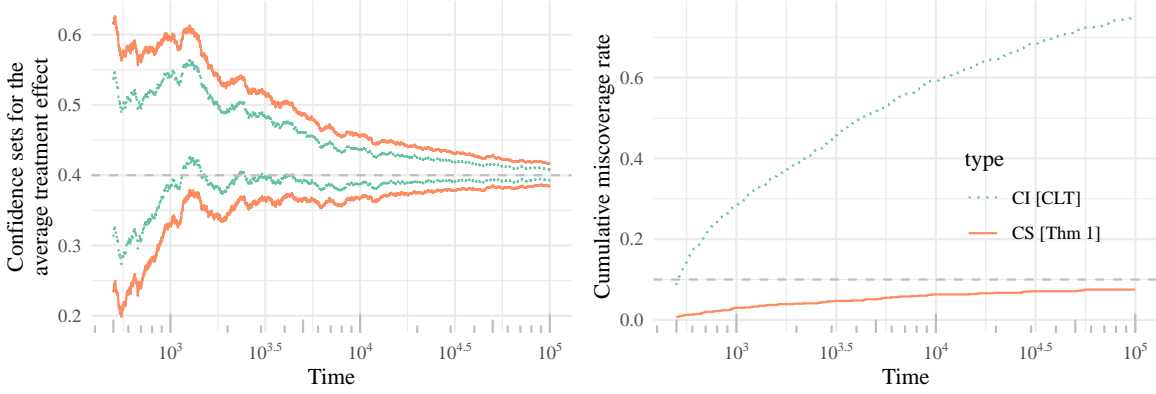


Figure 1: On the left-most plot, we show a time-uniform CS alongside a fixed-time CI for the ATE in a simulated randomized experiment. The true value of the ATE is 0.4, which is covered by the CS simultaneously from time 30 to 10000. On the other hand, the CI fails to cover the ATE at several points in time. In the right-most plot, we display the estimated cumulative probability of miscovering the ATE at any time up to t . Notice that the CI error rate begins at $\alpha = 0.1$ and quickly grows, while the CS error rate never exceeds $\alpha = 0.1$ (and never will, even asymptotically).

after the other, confidence intervals may only be reported after the entire sample has been collected. This requirement can sometimes be relaxed, such as in group-sequential studies with pre-specified looking times [12] or in adaptive sequential trials with bounded time horizons [13].

On the other hand, there is a growing literature on *confidence sequences* (CS) — sequences of confidence intervals which are simultaneously valid over an infinite time horizon — where inferences can be continuously updated as data are collected while controlling the type-I error. Let us now give a brief overview of CSs and their statistical guarantees.

Time-uniform confidence sequences Suppose one is interested in estimating a target parameter, $\psi \in \mathbb{R}$. Then, the dichotomy between a sequence of ‘fixed-time’ CIs, $(\dot{C}_n)_{n=1}^\infty$ and a ‘time-uniform’ CS, $(\bar{C}_t)_{t=1}^\infty$ can be summarized as follows,

$$\underbrace{\forall n \geq 1, \mathbb{P}(\psi \in \dot{C}_n) \geq 1 - \alpha}_{\text{Fixed-time CI}} \neq \underbrace{\mathbb{P}(\forall t \geq 1, \psi \in \bar{C}_t) \geq 1 - \alpha}_{\text{Time-uniform CS}}. \quad (1.1)$$

The above probabilistic statements look similar but are markedly different from the data analyst’s perspective. In particular, employing a CS has the following implications:

- (a) The CS can be (optionally) updated whenever new data become available;
- (b) Experiments can be continuously monitored, adaptively stopped, or continued;
- (c) The type-I error is controlled at all stopping times, including data-dependent times.

The foundations for CSs were laid in a series of papers by Robbins, Darling, Siegmund, and Lai [14, 15, 16, 17]. Recent works have extended these classical results to nonparametric settings [18, 19, 20] including the case of matrix- or Banach space-valued random variables [18], as well as quantile estimation [21] and sampling without replacement [22]. Interest in this area was renewed in the multi-armed bandit literature [23, 24] as well as in applications to real-time A/B testing [25]. With the exception of some early work due to Robbins and Siegmund [16], the literature on CSs has been focused on the nonasymptotic regime where large samples are not required for valid statistical inference. However, nonasymptotic guarantees come at a price even in nonparametric settings, requiring assumptions such

as known bounds on the random variables or their cumulant generating functions [18, 19]. In particular, there is currently no obvious way to pair asymptotic methods — including doubly robust estimation based on influence functions — with confidence sequences. The goal of this paper is to bridge the gap, allowing for efficient, anytime-valid inference for causal effects.

Outline In Section 2, we introduce the notion of an ‘asymptotic confidence sequence’ which provides valid large-sample inference for an infinite time horizon. In Section 3.2, we introduce sequential sample splitting (along with cross-fitting) which permits nuisance function estimation using flexible machine learning algorithms. Combining sequential sample splitting with the asymptotic confidence sequences of Section 2, we derive confidence sequences for the ATE in randomized sequential experiments and discuss how doubly robust estimators combined with ensemble methods such as Super Learning [26] can be used to obtain optimal confidence sequences for the ATE (Section 3.3). Section 3.4 extends these ideas to the observational setting with no unmeasured confounding. In Section 4, we apply the doubly robust confidence sequences of the previous sections to both simulated and real data, including an observational study on the effects of IV fluid caps in sepsis patients. Finally in Section 5, we discuss how all of the aforementioned confidence sequences apply to functional estimation tasks more generally, and present sequential estimation of the ATE as a special case.

2 Asymptotic confidence sequences

Below, we develop asymptotic confidence sequences for the mean of independent and identically-distributed (iid) random variables with more than two finite absolute moments. To set the stage, consider the simpler problem of sequentially estimating the mean of iid Gaussian random variables with known variance. Robbins [15] developed the following ‘normal mixture’ confidence sequence for μ .

Proposition 1 (Robbins’ normal mixture confidence sequence). *Suppose $G_1, G_2, \dots \stackrel{iid}{\sim} \mathcal{N}(\mu, \sigma^2)$, and define $\hat{\mu}_t := \frac{1}{t} \sum_{i=1}^t G_i$. Then for any prespecified constant $\rho > 0$,*

$$C_t^{\mathcal{N}} := \left\{ \hat{\mu}_t \pm \sigma \sqrt{\frac{2(t\rho^2 + 1)}{t^2\rho^2} \log \left(\frac{\sqrt{t\rho^2 + 1}}{\alpha} \right)} \right\}$$

forms a $(1 - \alpha)$ -CS for μ , meaning $\mathbb{P}(\exists t \geq 1 : \mu \notin C_t^{\mathcal{N}}) \leq \alpha$.

We can think of $\rho > 0$ as a user-chosen tuning parameter which dictates the time at which the confidence sequence is tightest. To optimize $C_t^{\mathcal{N}}$ for time t^* , a reasonable approximation is given by

$$\rho(t^*) := \sqrt{\frac{-\alpha^2 - 2 \log \alpha + \log(-2 \log \alpha + 1 - \alpha^2)}{t^*}} \quad (2.1)$$

but an exact optimum can be obtained numerically by computing the Lambert W function (see Appendix C.1 or [18, Section 3.5] for details). Now, suppose we observe a (possibly infinite) sequence of random variables $Y_1, Y_2, \dots \stackrel{iid}{\sim} \mathbb{P}$ from some unknown distribution \mathbb{P} with mean μ and variance $\sigma^2 < \infty$. If we were in a fixed-sample-size setting, then the central limit theorem provides us with a way to estimate μ under no further assumptions. Specifically, if $\hat{\sigma}_n$ is the sample standard deviation, then

$$\frac{1}{n} \sum_{i=1}^n Y_i \pm \frac{\hat{\sigma}_n q_{\alpha/2}}{\sqrt{n}} + o_{\mathbb{P}} \left(\frac{1}{\sqrt{n}} \right) \quad (2.2)$$

is an asymptotic $(1 - \alpha)$ -confidence interval for μ , where $q_{\alpha/2} \asymp \sqrt{2 \log(2/\alpha)}$ is the $(1 - \alpha/2)$ -quantile of a standard Gaussian. Is there a sequential analogue of the above statement? In short, yes, by replacing the above width with that of Robbins’ normal mixture confidence sequence and the vanishing

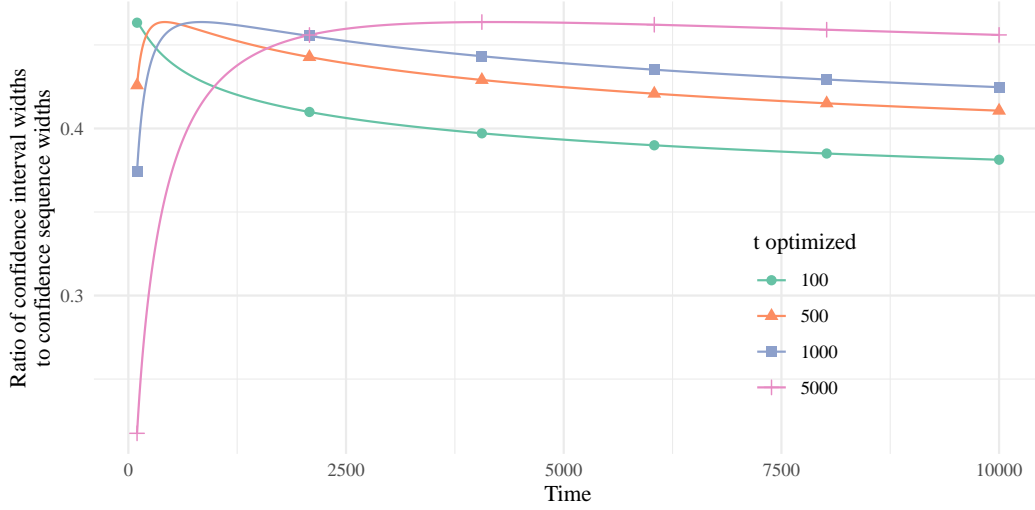


Figure 2: Ratio of CI to CS widths optimized for various values of t using (2.1). Notice that at their tightest, CSs are less than twice the width of a CI. If one intends to collect at least 100 samples, or start examining the results of an experiment after 100 samples, for example, it may be desirable to optimize ρ for a much later time, such as $t_{\text{opt}} = 1000$.

$o_{\mathbb{P}}(1/\sqrt{n})$ term with an almost-sure $o_{\text{a.s.}}(\sqrt{\log \log t/t})$ term. Going forward, we will use $o(\cdot)$ and $O(\cdot)$ in place of $o_{\text{a.s.}}(\cdot)$ and $O_{\text{a.s.}}(\cdot)$, respectively.

Theorem 1 (Asymptotic confidence sequences). *Suppose $(Y_t)_{t=1}^{\infty} \stackrel{iid}{\sim} \mathbb{P}$ is an infinite sequence of iid observations from a distribution \mathbb{P} with mean μ and at least $q > 2$ finite absolute moments. Let $\hat{\mu}_t := \frac{1}{t} \sum_{i=1}^t Y_i$ be the sample mean, and $\hat{\sigma}_t$ the sample standard deviation. Then, for any prespecified constant $\rho > 0$,*

$$C_t^{\mathcal{A}} := \left\{ \hat{\mu}_t \pm \hat{\sigma}_t \sqrt{\frac{2(t\rho^2 + 1)}{t^2\rho^2} \log \left(\frac{\sqrt{t\rho^2 + 1}}{\alpha} \right)} + \varepsilon_t \right\}$$

forms a $(1 - \alpha)$ -confidence sequence for μ , where the approximation error $\varepsilon_t = o(\sqrt{\log \log t/t})$ if $q > 2$, while $\varepsilon_t = O((\log \log t/t)^{3/4})$ if $q \geq 4$.

The role of tuning parameter $\rho > 0$ is identical to the previous result. The proof in Appendix A.1 combines the strong approximation results due to Komlós et al. [27, 28] (which we will abbreviate to ‘KMT’) with Ville’s inequality for nonnegative supermartingales [29] to achieve a bound reminiscent of Robbins’ normal mixture confidence sequence (Proposition 1). Notice that as long as Y_1 has more than two finite absolute moments, the approximation error ε_t shrinks at a faster rate than the asymptotic width of $C_t^{\mathcal{A}}$, but can vanish as fast as $O((\log \log t/t)^{3/4})$. In any case, the probability of the true mean μ not being captured by $C_t^{\mathcal{A}}$ at *any* time $t \geq t_0$ is at most $\alpha + r_{t_0}$ with $r_{t_0} \rightarrow 0$ as $t_0 \rightarrow \infty$.

As a consequence of the law of the iterated logarithm, a confidence sequence for μ cannot have an asymptotic width smaller than $O(\sqrt{\log \log t/t})$. This is easy to see since

$$\limsup_{t \rightarrow \infty} \frac{|\sqrt{t}(\hat{\mu}_t - \mu)|}{\sqrt{2\sigma^2 \log \log t}} = 1.$$

This raises the question as to whether $C_t^{\mathcal{A}}$ can be improved so that the optimal asymptotic width of $O(\sqrt{\log \log t/t})$ is achieved. Indeed, we can use the bound in Howard et al. [18, Equation (2)] to derive

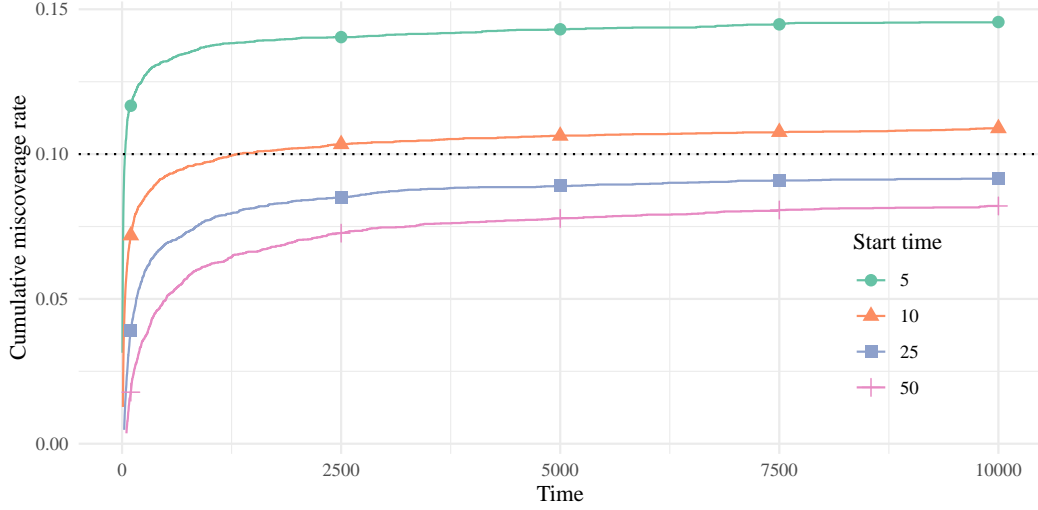


Figure 3: Cumulative miscoverage rates of asymptotic confidence sequences as experiments are initiated at later and later times. For a given start time t_0 , The corresponding CS in this plot was optimized for $5t_0$ so that little power is wasted on $t < t_0$. Notice that for early start times of 5 to 10, asymptotic approximations are weak, and the type-I error exceeds the $\alpha = 0.1$ threshold. Once $t_0 \geq 25$, even after 10000 observations, we find that the miscoverage rate does not exceed $\alpha = 0.1$.

such a confidence sequence, but as the authors discuss, normal mixtures such as the one in Theorem 1 may be preferable in practice, because any bound that is tighter “later on” (asymptotically) must be looser “early on” (at practical sample sizes) because all such bounds have a cumulative miscoverage probability $\leq \alpha$. For completeness, we present the *LIL asymptotic confidence sequence* here.

Theorem 2 (LIL asymptotic confidence sequences). *Under the same conditions as Theorem 1,*

$$C_t^{\mathcal{L}} := \left\{ \hat{\mu}_t \pm 1.7\hat{\sigma}_t \sqrt{\frac{\log \log(2t) + 0.72 \log(5.2/\alpha)}{t}} + \varepsilon_t \right\}$$

forms a $(1 - \alpha)$ -confidence sequence for μ , where the approximation error ε_t is the same as in Theorem 1.

Theorems 1 and 2 serve as sequential analogues of central limit theorem-based confidence intervals. These results can be extended to random vectors in \mathbb{R}^d (Section B.1) and non-identically-distributed data (Section B.2). In what follows, we focus on applying Theorem 1 to the problem of sequentially estimating the average treatment effect in randomized and observational studies under semiparametric and nonparametric conditions.

3 Doubly-robust confidence sequences for the ATE

Suppose now that we observe a (potentially infinite) sequence of independent and identically distributed (iid) variables Z_1, Z_2, \dots from a distribution \mathbb{P} , where $Z_t := (X_t, A_t, Y_t)$ denotes the t^{th} subject’s triplet and

- $X_t \in \mathbb{R}^d$ is subject t ’s measured baseline covariates,
- $A_t \in \{0, 1\}$ is the treatment that subject t received, and
- $Y_t \in \mathbb{R}$ is subject t ’s measured outcome after treatment.

The target statistical parameter we aim to estimate is the average treatment effect (ATE),

$$\psi := \mathbb{E}(Y^1 - Y^0).$$

where Y^a is the counterfactual outcome for a randomly selected subject had they received treatment $a \in \{0, 1\}$. The ATE can be interpreted as the average population outcome if everyone were treated $\mathbb{E}(Y^1)$ versus if no one were treated $\mathbb{E}(Y^0)$. However, without further identifying assumptions, we cannot hope to estimate this counterfactual quantity using the observed data $(Z_t)_{t=1}^\infty$. Consider the following standard causal identifying assumptions, which we require for $a = 0, 1$.

(A1): *Consistency*: $A = a \implies Y = Y^a$,

(A2): *No unmeasured confounding*: $A \perp\!\!\!\perp Y^a \mid X$, and

(A3): *Positivity*: $\mathbb{P}(A = a \mid X) > 0$ almost surely.

The consistency assumption (A1) can be thought of as stating that there is no interference between subjects, so that an individual's counterfactual does not depend on the treatment of others (which, e.g. could be violated in a vaccine efficacy trial where a subject is protected by the fact that their friends received a vaccine). (A2) effectively states that the treatment is as good as randomized within levels of the observed covariates, and (A3) simply ensures that all subjects have a nonzero probability of receiving treatment $a \in \{0, 1\}$. Throughout the remainder of the paper, we assume (A1). In Section 3.3, we will consider an experimental setting in which (A2) and (A3) hold by design, while in the observational case which we consider in Section 3.4, (A2) and (A3) will need to be assumed. It is well-known that if (A1)–(A3) hold, then the average treatment effect, ψ is identified as

$$\psi = \mathbb{E}\{\mathbb{E}(Y \mid X, A = 1) - \mathbb{E}(Y \mid X, A = 0)\},$$

a purely statistical quantity which we aim to sequentially estimate with as much precision as possible under semiparametric conditions. To this end, we appeal to semiparametric efficiency theory to derive an estimator for ψ .

3.1 Efficient estimators via influence functions

For a detailed account of efficient estimation in semiparametric models, we refer readers to Bickel et al. [6], van der Vaart [30], van der Laan and Robins [7], Tsiatis [8] and Kennedy [9], but provide a brief overview of their fundamental relevance to estimation of the ATE here.

A central goal of semiparametric efficiency theory is to characterize the set of *influence functions* for a parameter (in our case, ψ). Of particular interest is finding the *efficient influence function* (EIF) as its variance acts as a semiparametric analogue of the Cramer-Rao lower bound, hence providing a benchmark for constructing optimal estimators (in an asymptotic local minimax sense). In the case of the ATE, the uncentered EIF can be written as

$$f(z) \equiv f(x, a, y) := \{\mu^1(x) - \mu^0(x)\} + \left(\frac{a}{\pi(x)} - \frac{1-a}{1-\pi(x)} \right) \{y - \mu^a(x)\}, \quad (3.1)$$

where $\mu^a(x) := \mathbb{E}(Y \mid X = x, A = a)$ is the regression function among those treated at level $a \in \{0, 1\}$ and $\pi(x) := \mathbb{P}(A = 1 \mid X = x)$ is the propensity score (i.e. probability of treatment) for an individual with covariates x . In particular, this means that no estimator of ψ based on t observations can have asymptotic mean squared error smaller than $\text{var}(f(Z))/t$ without imposing additional assumptions.

In a randomized experiment, the joint distribution of (X, Y) is unknown but the conditional distribution of $A \mid X = x$ is known to be Bernoulli($\pi(x)$) by design. In this case, our statistical model for Z is a proper semiparametric model, and hence there are infinitely many influence functions, which all take the form,

$$\bar{f}(z) \equiv \bar{f}(x, a, y) := \{\bar{\mu}^1(x) - \bar{\mu}^0(x)\} + \left(\frac{a}{\pi(x)} - \frac{1-a}{1-\pi(x)} \right) \{y - \bar{\mu}^a(x)\}, \quad (3.2)$$

where $\bar{\mu}^a$ is any function $\mathbb{R}^d \mapsto \mathbb{R}$. However, when the joint distribution of (X, A, Y) is left completely unspecified (such as in an observational study with unknown propensity scores), our statistical model for \mathbb{P} is nonparametric, and hence there is only one influence function, the EIF given in (3.1).

Not only does the EIF $f(z)$ provide us with a benchmark against which to compare estimators, but it hints at the first step in deriving the most efficient estimator. Namely, $\frac{1}{t} \sum_{i=1}^t f(Z_i)$ is a consistent estimator for ψ with asymptotic variance equal to the efficiency bound, $\text{var}(f)$ by construction. However, $f(Z)$ depends on possibly unknown nuisance functions $\eta := (\mu^1, \mu^0, \pi)$. A natural next step would be to simply estimate η from the data Z_1, Z_2, \dots since $\mu^a(x) \equiv \mathbb{E}(Y \mid X = x, A = a)$ for each $a \in \{0, 1\}$ and $\pi(x) \equiv \mathbb{P}(A = a \mid X = x)$ are standard regression functions. Crucially, it turns out that the contribution to the error in estimating ψ from using estimated rather than known nuisance functions is second-order, and so can be negligible under nonparametric conditions. To avoid empirical process conditions on an estimator $\hat{\eta}$ of η , we use *sequential sample splitting* and show how this procedure can be extended to the sequential regime.

3.2 Sequential sample-splitting and cross-fitting

Following Robins et al. [31], Zheng and van der Laan [32], and Chernozhukov et al. [11], we employ sample-splitting to derive an estimate $\hat{\eta}$ and hence \hat{f} on a ‘training’ sample, and evaluate \hat{f} on values of Z_i in an independent ‘evaluation’ sample. Using separate independent samples for training and evaluation allows us to construct $\hat{\eta}$ using flexible machine learning algorithms in the presence of potentially high-dimensional covariates, without restricting estimators to a low-entropy (e.g. Donsker) function class. In this application however, we slightly modify the sample-splitting procedure to handle sequential data as follows. Let $\mathcal{D}_{\infty}^{\text{trn}}$ and $\mathcal{D}_{\infty}^{\text{eval}}$ denote the training and evaluation sets, respectively. At time t , assign Z_t to either group with equal probability:

$$Z_t \in \begin{cases} \mathcal{D}_{\infty}^{\text{trn}} & \text{with probability } 1/2, \\ \mathcal{D}_{\infty}^{\text{eval}} & \text{otherwise.} \end{cases}$$

Remark 1. *Strictly speaking, under the iid assumption, we do not need to randomly assign subjects to training and evaluation groups for the forthcoming results to hold (e.g. we could simply assign even-numbered subjects to $\mathcal{D}_{\infty}^{\text{trn}}$ and odd-numbered subjects to $\mathcal{D}_{\infty}^{\text{eval}}$). However, the analysis is not further complicated by this randomization, and it can be used to combat bias in treatment assignments when the iid assumption is violated [33].*

In this way, we can write $\mathcal{D}_{\infty}^{\text{trn}} = (Z_1^{\text{trn}}, Z_2^{\text{trn}}, \dots)$ and $\mathcal{D}_{\infty}^{\text{eval}} = (Z_1^{\text{eval}}, Z_2^{\text{eval}}, \dots)$ and think of these as independent, sequential observations from a common distribution \mathbb{P} . To keep track of how many subjects have been randomized to $\mathcal{D}_{\infty}^{\text{trn}}$ and $\mathcal{D}_{\infty}^{\text{eval}}$ at time t , define

$$T := |\mathcal{D}_{\infty}^{\text{eval}}| \quad \text{and} \quad T' := |\mathcal{D}_{\infty}^{\text{trn}}| \equiv t - T, \quad (3.3)$$

where we have left the dependence on t implicit. Then the estimator $\hat{\psi}_t$ for ψ after sample splitting is defined as

$$\hat{\psi}_t := \frac{1}{T} \sum_{i=1}^T \hat{f}_{T'}(Z_i^{\text{eval}}), \quad (3.4)$$

where $\hat{f}_{T'}$ is given by (3.1) with $\eta \equiv (\mu^1, \mu^0, \pi)$ replaced by $\hat{\eta}_{T'} \equiv (\hat{\mu}_{T'}^1, \hat{\mu}_{T'}^0, \hat{\pi}_{T'})$ which is built solely from $\mathcal{D}_{\infty}^{\text{trn}}$. The estimator (3.4) is often called the *doubly-robust* estimator for ψ . The sample-splitting procedure for constructing $\hat{\psi}_t$ is summarized pictorially in Figure 4.

Remark 2 (Cross-fitting). *A commonly cited downside of sample-splitting is the loss in efficiency by using $T \approx t/2$ subjects instead of t when evaluating the sample mean $\frac{1}{T} \sum_{i=1}^T \hat{f}_{T'}(Z_i^{\text{eval}})$. Following Robins et al. [31], Zheng and van der Laan [32], and Chernozhukov et al. [11], an easy fix is to cross-fit: swap the two samples, using the evaluation set $\mathcal{D}_{\infty}^{\text{eval}}$ for training and the training set $\mathcal{D}_{\infty}^{\text{trn}}$ for*

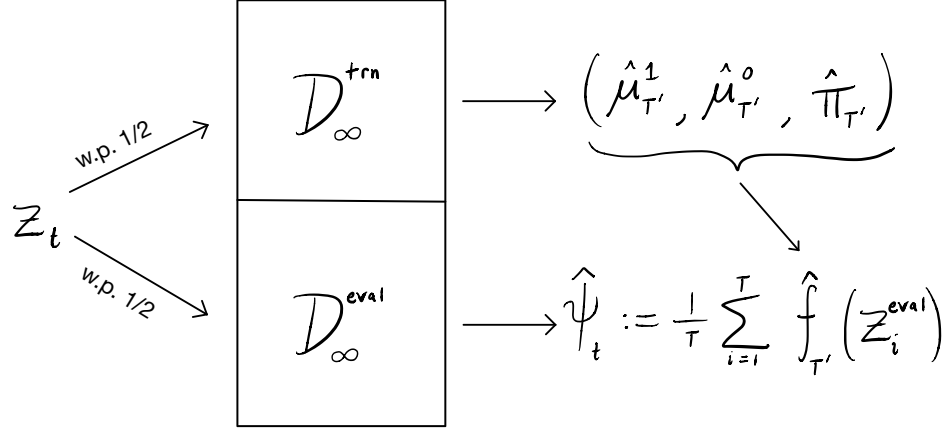


Figure 4: Schematic for sequential sample splitting. At each time step t , the new observation is randomly assigned to $\mathcal{D}_\infty^{\text{trn}}$ or $\mathcal{D}_\infty^{\text{eval}}$ with equal probability (1/2). Nuisance functions $(\hat{\mu}_{T'}^1, \hat{\mu}_{T'}^0, \hat{\pi}_{T'})$ are estimated on the training set, and used to construct $\hat{f}_{T'}$. The final estimator is defined as the sample average of $\hat{f}_{T'}$ evaluated at Z_i^{eval} for every $Z_i^{\text{eval}} \in \mathcal{D}_\infty^{\text{eval}}$.

evaluation to recover the full sample size of $t \equiv T + T'$. That is, if we define $\hat{\psi}'_t$ as $\frac{1}{T'} \sum_{i=1}^{T'} \hat{f}_T(Z_i^{\text{trn}})$ where \hat{f}_T is built solely from $\mathcal{D}_\infty^{\text{eval}}$, then the cross-fit estimator $\hat{\psi}_t^\times$ is given by

$$\hat{\psi}_t^\times := \frac{1}{2} (\hat{\psi}_t + \hat{\psi}'_t). \quad (3.5)$$

However, this adds notational complexity to the theorems which follow, so we concern ourselves with the single sample-split estimator (3.4) and prove that all our results extend to sequential cross-fitting in Appendix C.3. Moreover, the associated R package, `drconfseq` implements cross-fitting by default.

Using the assumptions laid out so far along with sequential sample-splitting, we are ready to apply the confidence sequences of Section 2 to randomized sequential experiments.

3.3 Randomized experiments

Consider an experiment in which subjects are recruited sequentially and administered treatment in a randomized and controlled manner. In particular, suppose that samples are iid and a subject with covariates x has a known propensity score given by

$$\pi(x) := \mathbb{P}(A \mid X = x) > 0.$$

Consider the *doubly-robust* estimator $\hat{\psi}_t$ as in the previous section but with estimated propensity scores $\hat{\pi}_{T'}(X)$ replaced by their true values $\pi(X)$, and with $\hat{\mu}_{T'}^a$ being a possibly misspecified estimate of μ^a ,

$$\hat{\psi}_t := \frac{1}{T} \sum_{i=1}^T \hat{f}_{T'}(Z_i^{\text{eval}}), \quad (3.6)$$

where $\hat{f}_{T'}(Z_i) := \{\hat{\mu}_{T'}^1(X_i) - \hat{\mu}_{T'}^0(X_i)\} + \left(\frac{A_i}{\pi(X_i)} - \frac{1-A_i}{1-\pi(X_i)}\right) \{Y_i - \hat{\mu}_{T'}^{A_i}(X_i)\}$. Here, $\hat{\mu}_{T'}^a(x)$ is built from the first T' observations in the independent sample, $\mathcal{D}_\infty^{\text{trn}}$ after sequential sample splitting. In the results which follow, we will assume that $\hat{\mu}_{T'}^a$ converges to some function $\bar{\mu}^a$, which need not coincide with μ^a . We are now ready to state the main result of this section.

Theorem 3 (Confidence sequence for the ATE in randomized experiments). *Suppose $f(Z)$ has at least four finite moments. Suppose that $\|\hat{\mu}_{T'}^a(X) - \bar{\mu}^a(X)\|_{L_2(\mathbb{P})} = o(1)$ for each $a \in \{0, 1\}$ where $\bar{\mu}^a$ is some function (but need not be the true regression function), and hence $\|\hat{f}_{T'} - \bar{f}\|_{L_2(\mathbb{P})} = o(1)$ for some influence function \bar{f} of the form (3.2). Then for any user-chosen constant $\rho > 0$,*

$$\hat{\psi}_t \pm \sqrt{\widehat{\text{var}}_T(\hat{f}_{T'})} \cdot \sqrt{\frac{2(T\rho^2 + 1)}{T^2\rho^2} \log\left(\frac{\sqrt{T\rho^2 + 1}}{\alpha}\right)} + o_{\text{a.s.}}\left(\sqrt{\frac{\log \log t}{t}}\right)$$

forms a $(1 - \alpha)$ -confidence sequence for ψ .

The proof in Appendix A.2 combines an analysis of the almost-sure convergence of $(\hat{\psi}_t - \psi)$ with the asymptotic confidence sequence of Theorem 1.

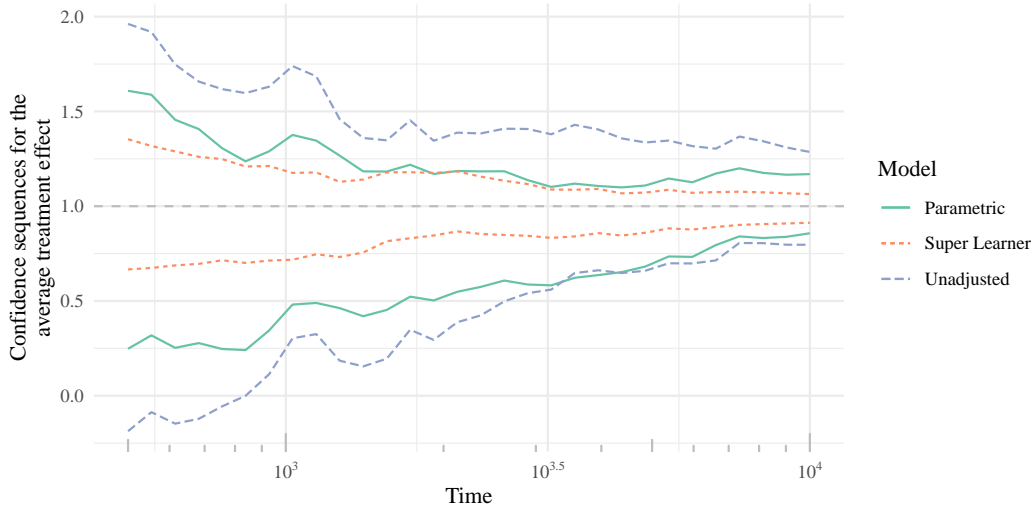


Figure 5: 90% confidence sequences for the average treatment effect in a randomized study with three different estimators. Notice that all three confidence sequences uniformly capture the average treatment effect ψ , but increasingly sophisticated models do so more efficiently, with the Super Learner greatly outperforming an unadjusted estimator. For more details on this simulation, see Section 4.1.

Notice that since $\hat{\mu}_{T'}^a$ is consistent for a function $\bar{\mu}^a$, we have that $\hat{f}_{T'}$ is asymptotically equivalent to an influence function \bar{f} of the form (3.2). In practice, however, one must choose $\hat{\mu}_{T'}^a$. As alluded to in Section 3.1, the best possible influence function is the EIF, $f(z)$ defined in (3.1), and thus it is natural to attempt to construct $\hat{\mu}_{T'}^a$ so that $\|\hat{f}_{T'} - \bar{f}\|_{L_2(\mathbb{P})} = o(1)$. Since μ^a is an unknown regression function with a potentially complex structure, we cannot expect to estimate it with a simple parametric model. Instead, we suggest building $\hat{\mu}_{T'}$ as a weighted model average of several parametric and nonparametric machine learning algorithms.

This technique of averaging several candidate models is commonly known as ‘stacked regression’ [34], ‘aggregation’ [35], or ‘Super Learning’ [26, 36, 37]. The candidate models can include both flexible machine learning methods (e.g. random forests [38], generalized additive models [39], etc.) as well as simpler parametric models and yet for large samples, the Super Learner will perform as well as the best weighted average of candidate models [7, 40, 26]. This advantage can be seen empirically in Figure 5 where the true regression functions μ^0 and μ^1 are non-smooth, nonlinear functions of covariates $x \in \mathbb{R}^d$. See Section 4.1 for more details on how this simulation was designed.

So far, flexible nonparametric regression techniques such as Super Learning have been used to build efficient estimators $\hat{\mu}_{T'}^a$ of μ^a , $a \in \{0, 1\}$, but were not required to derive valid confidence sequences for

ψ . In an observational setting where neither $\mu^a(x)$ nor $\pi(x)$ are known, flexible nuisance estimation will be an essential tool in ensuring that confidence sequences capture ψ , as we will see in the following section.

3.4 Observational studies

We now consider a situation where identifying assumptions (A2) and (A3) do not hold by design, but must be assumed. This may occur in a purely observational sequential study, or in a randomized sequential experiment where subjects do not comply with their assigned treatments or have missing outcomes. In any case, it is well-known that (A2) and (A3) are *untestable* from the observed data, and we assume that they hold for the discussions that follow.

As before, under (A1)–(A3), we have that

$$\psi \equiv \mathbb{E}(Y^1 - Y^0) = \mathbb{E}\{\mathbb{E}(Y \mid X, A = 1) - \mathbb{E}(Y \mid X, A = 0)\},$$

which is the target parameter we aim to estimate. Suppose that we observe a (potentially infinite) sequence $(Z_t)_{t=1}^\infty \stackrel{iid}{\sim} \mathbb{P}$ from a distribution \mathbb{P} and that this sample is sequentially split into training and evaluation sets $\mathcal{D}_\infty^{\text{trn}}$ and $\mathcal{D}_\infty^{\text{eval}}$. Given that we no longer have knowledge of each subject's propensity score,

$$\pi(x) := \mathbb{P}(A \mid X = x),$$

we can instead estimate $\pi(x)$ and the regression functions $\mu_t^a(x) := \mathbb{E}(Y \mid X = x, A = a)$ for each $a \in \{0, 1\}$ under nonparametric conditions. Let $\hat{\pi}_{T'}(x)$, $\hat{\mu}_{T'}^0(x)$, and $\hat{\mu}_{T'}^1(x)$ be estimators for $\pi(x)$, $\mu^0(x)$, and $\mu^1(x)$ constructed from the first T' observations in the training split $\mathcal{D}_\infty^{\text{trn}}$. Similarly to Section 3.3, define the doubly-robust estimator,

$$\hat{\psi}_t := \frac{1}{T} \sum_{i=1}^T \hat{f}_{T'}(Z_i^{\text{eval}}), \quad (3.7)$$

$$\text{where } \hat{f}_{T'}(Z_i) := \{\hat{\mu}_{T'}^1(X_i) - \hat{\mu}_{T'}^0(X_i)\} + \left(\frac{A_i}{\hat{\pi}_{T'}(X_i)} - \frac{1 - A_i}{1 - \hat{\pi}_{T'}(X_i)} \right) \{Y_i - \hat{\mu}_{T'}^{A_i}(X_i)\}. \quad (3.8)$$

Then the following theorem provides the conditions under which we can construct nonparametric confidence sequences for ψ in observational studies.

Theorem 4 (Confidence sequence for the ATE in observational studies). *Suppose that regression functions and propensity scores are consistently estimated in $L_2(\mathbb{P})$ at a product rate of $o(\sqrt{\log \log t/t})$, meaning that $r_t := \|\hat{\pi}_{T'} - \pi\|_{L_2(\mathbb{P})} \sum_{a=0}^1 \|\hat{\mu}_{T'}^a - \mu^a\|_{L_2(\mathbb{P})} = o(\sqrt{\log \log t/t})$. Moreover, suppose that $\|\hat{f}_{T'} - f\|_{L_2(\mathbb{P})} = o(1)$ where f is the efficient influence function (3.1). Then, for any user-chosen constant $\rho > 0$,*

$$\hat{\psi}_t \pm \sqrt{\widehat{\text{var}}_T(\hat{f}_{T'})} \cdot \sqrt{\frac{2(T\rho^2 + 1)}{T^2\rho^2} \log \left(\frac{\sqrt{T\rho^2 + 1}}{\alpha} \right)} + o_{\text{a.s.}} \left(\sqrt{\frac{\log \log t}{t}} \right)$$

forms a $(1 - \alpha)$ -confidence sequence for ψ .

The proof in Appendix A.3 proceeds similarly to the proof of Theorem 3 by combining Theorem 1 with an analysis of the almost-sure behavior of $(\hat{\psi}_t - \psi)$. Notice that the requirement that nuisance functions are estimated at a product rate of $o(\sqrt{\log \log t/t})$ is weaker than the usual $o(1/\sqrt{t})$ rate that appears in the fixed-time doubly-robust estimation literature. In fact, this requirement can be weakened to a product rate of $o(\sqrt{\log t/t})$ but we omit this derivation.

Unlike the experimental setting of Section 3.3, Theorem 4 requires $\hat{\mu}_{T'}^a$ and $\hat{\pi}_{T'}$ to consistently estimate μ^a and π , respectively. As a consequence, $\hat{f}_{T'}$ converges to the efficient influence function

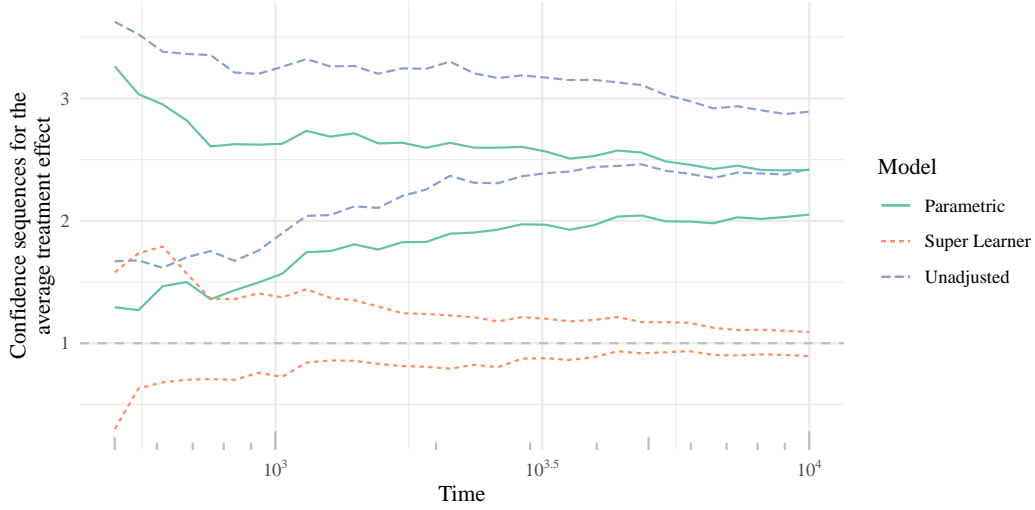


Figure 6: 90% confidence sequences for the average treatment effect in an observational study using three different estimators. Unlike the randomized setup, only the nonparametric ensemble (Super Learner) is consistent, since parametric (and especially the unadjusted) estimators are misspecified. Not only is the doubly robust Super Learner confidence sequence converging to ψ , but it is also the tightest of the three models at each time step. For more details on this simulation, see Section 4.2.

f and thus $\hat{\psi}_t$ not only consistently estimates ψ but also attains the nonparametric efficiency bound discussed in Section 3.1. In addition, the resulting confidence sequence of Theorem 4 is unimprovable, which we discuss in Section C.4.

4 Illustration

In this section, we apply the methods of Section 3 to both simulated and real data.

4.1 Simulated randomized experiment (Figure 5)

First, we describe the simulated randomized sequential experiment displayed in Figure 5.

Data-generating process Consider a randomized experiment with $n = 10^4$ subjects, each with 3 real-valued covariates. Generate 10^4 3-tuples of said covariates $X_1, X_2, \dots \stackrel{iid}{\sim} N_3(0, I_3)$ from a standard trivariate Gaussian. Randomly assign subjects to treatment or control groups with equal probability: $A_1, \dots, A_n \sim \text{Bernoulli}(1/2)$. Define the regression function,

$$\mu^*(x_i) := 1 - x_{i,1}^2 - 2 \sin(x_{i,2}) + 3|x_{i,3}|, \quad (4.1)$$

and the target parameter $\psi := 1$ (which we will ensure is the average treatment effect by design). Finally, generate outcomes Y_1, \dots, Y_n as

$$Y_i := \mu^*(X_{i,1}, X_{i,2}, X_{i,3}) + \psi \cdot A_i + \epsilon_i,$$

where $\epsilon_i \stackrel{iid}{\sim} t_5$ are drawn from a t -distribution with 5 degrees of freedom (we use this heavy-tailed distribution in an attempt to stress-test the moment conditions of Theorems 3 and 4). We now describe the three models used to estimate ψ knowing the treatment assignment distribution of A_1, \dots, A_n but without knowledge of μ^* or the distribution of ϵ_i .

Estimators The unadjusted estimator $\hat{\psi}_t^U$ used in this example is the simplest of the three and takes the form,

$$\hat{\psi}_t^U := \frac{1}{t} \sum_{i=1}^t \left(\frac{A_i}{1/2} - \frac{1-A_i}{1/2} \right) Y_i. \quad (4.2)$$

Since this estimator does not estimate the regression functions μ^a for $a = 0, 1$, no sequential sample-splitting is needed. The other two estimators use sequential sample splitting as in Section 3.2 and take the form (3.6):

$$\hat{\psi}_t := \frac{1}{T} \sum_{i=1}^T \left[\{ \hat{\mu}_{T'}^1(X_i) - \hat{\mu}_{T'}^0(X_i) \} + \left(\frac{A_i}{1/2} - \frac{1-A_i}{1/2} \right) \{ Y_i - \hat{\mu}_{T'}^{A_i}(X_i) \} \right],$$

but with different choices of $\hat{\mu}_{T'}^1$ and $\hat{\mu}_{T'}^0$. Specifically, the ‘Parametric’ estimator $\hat{\psi}_t^P$ uses linear regression to construct $\hat{\mu}_{T'}^1$ and $\hat{\mu}_{T'}^0$, which in this case is misspecified. The ‘Super Learner’ estimator, $\hat{\psi}_t^S$ uses a weighted average of several machine learning algorithms. In this simulation, these consisted of adaptive regression splines, generalized additive models, generalized linear models with LASSO (ℓ_1 regularization) and pairwise interactions, and random forests. We then applied Theorem 3 to obtain the confidence sequences displayed in Figure 5.

4.2 Simulated observational study (Figure 6)

Data-generating process The simulation scenario used to produce Figure 6 is identical to the previous section but without complete Bernoulli randomization of treatments. Instead, each individual is assigned treatment with propensity score $\pi(x_1, x_2, x_3)$, defined by

$$\pi(x_1, x_2, x_3) := 0.2 + 0.6 \cdot \text{logit}(\mu^*(x_1, x_2, x_3)),$$

where μ^* is the regression function defined in (4.1). A scale of 0.6 and a translation of 0.2 is applied to ensure that $\pi(x_1, x_2, x_3) \in [0.2, 0.8]$ is bounded away from 0 and 1.

Estimators As before, the unadjusted estimator does not make use of sequential sample splitting and is defined in (4.2), but uses the cumulative fraction of treated subjects as an estimate of the propensity score, π . On the other hand, the ‘Parametric’ and ‘Super Learner’ estimators invoke sample splitting and take the form (3.7) where $\hat{\mu}_{T'}^a$ is constructed in the same way as in the experimental setup of the previous section. Since $\pi(x)$ is unknown, it must now be estimated. The ‘Parametric’ estimator uses logistic regression to accomplish this, while the ‘Super Learner’ uses the same ensemble as in the previous section (appropriately modified for classification rather than regression). Invoking Theorem 4 yields the confidence sequences of Figure 6.

4.3 Application to the effects of IV fluid caps in sepsis patients

Let us now illustrate the use of doubly robust confidence sequences by sequentially estimating the effect of fluid-restrictive strategies on mortality in an observational study of real sepsis patients. We will use data from the Medical Information Mart for Intensive Care III (MIMIC-III), a freely available database consisting of health records associated with more than 45,000 critical care patients at the Beth Israel Deaconess Medical Center [41, 42]. The data are rich, containing demographics, vital signs, medications, and mortality, among other information collected over the span of 11 years.

Following Shahn et al. [43], we aim to estimate the effect of restricting intravenous (IV) fluids within 24 hours of intensive care unit (ICU) admission on 30-day mortality in sepsis patients. In particular, we considered patients at least 16 years of age satisfying the Sepsis-3 definition — i.e. those with a suspected infection and a Sequential Organ Failure Assessment (SOFA) score of at least 2 [44]. Sepsis-3 patients can be obtained from MIMIC-III using SQL scripts provided by Johnson and Pollard

[45], but we provide detailed instructions for reproducing our data collection and analysis process¹. This resulted in a total of 5231 sepsis patients, each of whom received out-of-hospital followup of at least 90 days.

We considered IV fluid intake within 24 hours of ICU admission \mathcal{L}^{24h} . To construct a binary treatment $A \in \{0, 1\}$, we dichotomized \mathcal{L}^{24h} so that $A_i = \mathbf{1}(\mathcal{L}_i^{24h} \leq 6L)$. 30-day mortality Y was defined as 1 if the patient died within 30 days of hospital admission, and 0 otherwise. Baseline covariates X included for modelling consisted of the patients' age and sex, whether they are diabetic, van Walraven et al.'s modified Elixhauser scores, and SOFA scores. We are interested in the causal estimand,

$$\psi := \mathbb{P}\left(Y^{\mathcal{L}^{24h} \leq 6L} = 1\right) - \mathbb{P}\left(Y^{\mathcal{L}^{24h} > 6L} = 1\right),$$

which is the difference in average 30-day mortality that would be observed if all sepsis patients were randomly assigned an IV fluid level according to the lower truncated distribution $\mathbb{P}(\mathcal{L}^{24h} \leq l \mid l \leq 6L)$ versus the upper truncated distribution $\mathbb{P}(\mathcal{L}^{24h} \leq l \mid l > 6L)$ [47]. While this is technically a stochastic intervention effect, we have that under causal identification assumptions (A1)–(A3), ψ is identified as

$$\psi = \mathbb{E}\{\mathbb{E}(Y \mid X, A = 1) - \mathbb{E}(Y \mid X, A = 0)\},$$

which is the same functional considered in the previous sections. Therefore, we can estimate ψ under the same assumptions and with the same techniques as Section 3.4. Similar to the simulations in Sections 4.1 and 4.2, we produced confidence sequences for ψ using unadjusted, parametric, and Super Learner estimators to demonstrate the impacts of different modelling choices on estimation (see Figure 7).

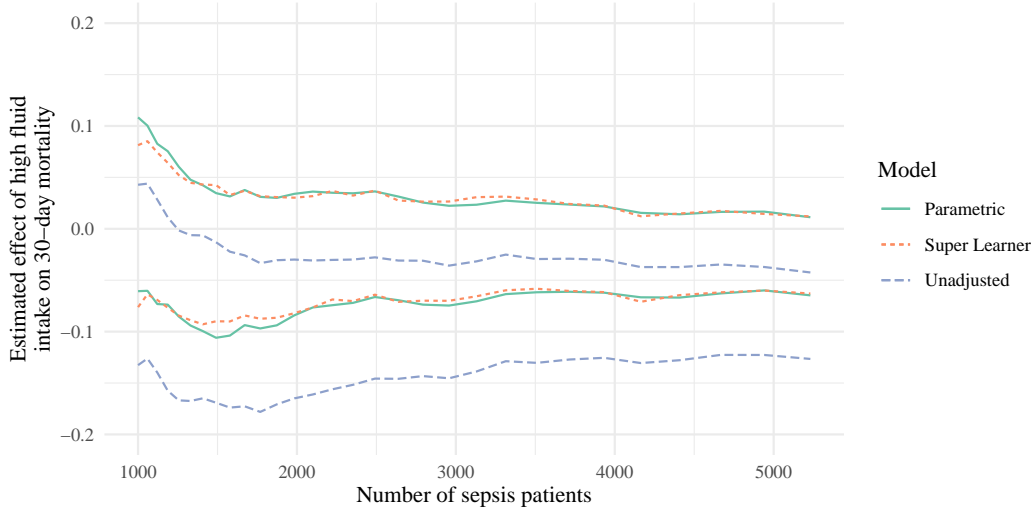


Figure 7: 90% confidence sequences for the effect of capped IV fluid intake (defined as ≤ 6 litres) on 30-day mortality. Notice that an analysis using unadjusted estimators would conclude that the treatment effect is negative after observing fewer than 1500 patients.

Remark 3. *These simple binary treatment and outcome variables were used so that the methods outlined in Section 3.4 are immediately applicable, but as we will discuss in Section 5, our confidence sequences may be used to sequentially estimate other pathwise-differentiable functionals.*

Our Super Learner-based confidence sequences cover the null treatment effect of 0 from the 1000th to the 5231st observed patient, and thus we cannot conclude with confidence whether 6L IV fluid caps

¹github.com/WannabeSmith/drconfseq/tree/main/paper_plots/sepsis

have an effect on 30-day mortality in sepsis patients. Note that the Super Learner-based confidence sequences *nearly* drop below 0 after observing the 5231st patient's outcome. If we were using fixed-time confidence intervals, we would need to resist the temptation to resume data collection (e.g. to see whether the null hypothesis $H_0 : \psi = 0$ could be rejected with a slightly larger sample size) as this would inflate type-I error rates (as seen in Figure 1). On the other hand, our confidence sequences permit exactly this form of continued sampling.

5 Extensions to general functional estimation

The discussion thus far has been focused on deriving confidence sequences for the ATE in the context of causal inference. However, the tools presented in this paper are more generally applicable to any pathwise differentiable functional with positive semiparametric information bound. Here we list some prominent examples in causal inference:

- Stochastic interventions: $\mathbb{E}(Y^{A+\delta}) = \int \mathbb{E}(Y \mid X = x, A = a + \delta) p(a \mid X = x) da d\mathbb{P}(x)$;
- Complier-average effects: $\mathbb{E}(Y^1 - Y^0 \mid A^1 > A^0) = \frac{\mathbb{E}\{\mathbb{E}(Y \mid X, R=1) - \mathbb{E}(Y \mid X, R=0)\}}{\mathbb{E}\{\mathbb{E}(A \mid X, R=1) - \mathbb{E}(A \mid X, R=0)\}}$;
- Time-varying: $\mathbb{E}(Y^{\bar{a}_S}) = \int \dots \int \mathbb{E}(Y \mid \bar{X}_S, \bar{A}_S = \bar{a}_S) \prod_{s=1}^S d\mathbb{P}(X_s \mid \bar{X}_{s-1}, \bar{A}_{s-1} = \bar{a}_{s-1})$;
- Mediation effects: $\mathbb{E}(Y^{am}) = \mathbb{E}\{\mathbb{E}(Y \mid X, A = a, M = m)\}$,

where R is an instrumental variable, M is a mediator, and the notation \bar{a}_s is shorthand for the tuple (a_1, a_2, \dots, a_s) . Some examples outside of causal inference include

- Expected density: $\mathbb{E}\{p(X)\}$;
- Entropy: $-\mathbb{E}\{\log p(X)\}$;
- Expected conditional variance: $\mathbb{E}\{\text{var}(Y \mid X)\}$,

where p is the density of the random variable X .

All of the aforementioned problems, including estimation of the ATE in Section 3 can be written in the following general form. Suppose $Z_1, Z_2, \dots \stackrel{iid}{\sim} \mathbb{Q}$ and let $\theta(\mathbb{Q})$ be some functional (such as those listed above) of the distribution \mathbb{Q} . In the case of a finite sample size n , $\hat{\theta}_n$ is said to be an asymptotically linear estimator [8] for θ if

$$\hat{\theta}_n - \theta = \frac{1}{n} \sum_{i=1}^n \phi(Z_i) + o_{\mathbb{Q}}\left(\frac{1}{\sqrt{n}}\right),$$

where ϕ is the influence function of $\hat{\theta}_n$. When the sample size is not fixed in advance, we may analogously say that $\hat{\theta}_t$ is an *asymptotically linear time-uniform estimator* if instead,

$$\hat{\theta}_t - \theta = \frac{1}{t} \sum_{i=1}^t \phi(Z_i) + o\left(\sqrt{\frac{\log \log t}{t}}\right), \quad (5.1)$$

with ϕ being the same influence function as before. For example, in the case of the ATE with $(Z_t)_{t=1}^\infty \stackrel{iid}{\sim} \mathbb{P}$, we presented an efficient estimator $\hat{\psi}_t$ which took the form,

$$\hat{\psi}_t - \psi = \frac{1}{t} \sum_{i=1}^t (f(Z_i) - \psi) + o\left(\sqrt{\frac{\log \log t}{t}}\right),$$

where f is the uncentered efficient influence function (EIF) defined in (3.1). In order to justify that the remainder term is indeed $o\left(\sqrt{\log \log t/t}\right)$, we used sequential sample splitting and additional analysis

in the randomized and observational settings (see the proofs in Sections A.2 and A.3 for more details). In general, as long as an estimator $\hat{\theta}_t$ for θ has the form (5.1), we may derive asymptotically valid confidence sequences for θ using the boundaries of Theorems 1 or 2. We summarize this fact in the following theorem.

Theorem 5. *Suppose $\hat{\theta}_t$ is an asymptotically linear time-uniform estimator of θ with influence function ϕ , that is, satisfying (5.1). Additionally, suppose that the iid random variables $\phi(Z_1), \phi(Z_2), \dots$ have strictly more than two absolute moments. Then,*

$$\hat{\theta}_t \pm \sqrt{\widehat{\text{var}}_t(\phi)} \cdot \sqrt{\frac{2(t\rho^2 + 1)}{t^2\rho^2} \log\left(\frac{\sqrt{t\rho^2 + 1}}{\alpha}\right)} + o\left(\sqrt{\frac{\log \log t}{t}}\right)$$

forms a $(1 - \alpha)$ -confidence sequence for θ .

The proof proceeds in exactly the same way as that of Theorem 1 with $(Y_t)_{t=1}^\infty$ replaced by $(\phi(Z_t))_{t=1}^\infty$. Technically, the ‘LIL’ boundary of Theorem 2 can be used here in place of the normal mixture boundary, but as discussed in Section 2, may not be desirable in practice despite attaining the asymptotically optimal convergence rate. If computing $\hat{\theta}_t$ additionally involves the estimation of a nuisance parameter η such as in Theorems 3 and 4, this can be handled on a case-by-case basis where sequential sample splitting as in Section 3.2 can be applied (but is not always required), and higher moments on $\phi(Z_1)$ may be needed.

6 Discussion

This paper developed a general method for estimating causal effects in a sequential regime for both experimental and observational data. Along the way, we introduced ‘asymptotic confidence sequences’ as sequential analogues of confidence intervals based on the central limit theorem. These confidence sequences provide valid inference in large samples for an infinite time horizon under weak nonparametric assumptions. Moreover, they are fully compatible with state-of-the-art causal effect estimation frameworks such as targeted maximum likelihood estimation and double/debiased machine learning, enabling researchers to study causal questions in a fully online setting without ever compromising type-I error rates.

Acknowledgements

IW-S thanks Tudor Manole for early conversations regarding strong approximation theory. AR acknowledges funding from NSF DMS 1916320, an Adobe faculty research award, and an NSF DMS (CAREER) 1945266. EK gratefully acknowledges support from NSF Grant DMS1810979. The authors thank Eric J. Tchetgen Tchetgen and the CMU causal inference working group for helpful discussions.

References

- [1] James M Robins, Andrea Rotnitzky, and Daniel O Scharfstein. Sensitivity analysis for selection bias and unmeasured confounding in missing data and causal inference models. *Statistical Models in Epidemiology, the Environment, and Clinical Trials*, pages 1–94, 2000. 2
- [2] Matteo Bonvini and Edward H Kennedy. Sensitivity analysis via the proportion of unmeasured confounding. *Journal of the American Statistical Association*, pages 1–11, 2021. 2
- [3] Peter M Aronow and Cyrus Samii. Estimating average causal effects under general interference, with application to a social network experiment. *The Annals of Applied Statistics*, 11(4):1912–1947, 2017. 2

- [4] Edward H Kennedy. Nonparametric causal effects based on incremental propensity score interventions. *Journal of the American Statistical Association*, 114(526):645–656, 2019. 2
- [5] Johann Pfanzagl. *Contributions to a general asymptotic statistical theory*, volume 13. Springer Science & Business Media, 1982. 2
- [6] Peter J Bickel, Chris AJ Klaassen, Peter J Bickel, Ya’acov Ritov, J Klaassen, Jon A Wellner, and YA’Acov Ritov. *Efficient and adaptive estimation for semiparametric models*, volume 4. Johns Hopkins University Press Baltimore, 1993. 2, 7
- [7] Mark J van der Laan and James M Robins. *Unified methods for censored longitudinal data and causality*. Springer Science & Business Media, 2003. 2, 7, 10
- [8] Anastasios Tsiatis. *Semiparametric theory and missing data*. Springer Science & Business Media, 2007. 2, 7, 15
- [9] Edward H Kennedy. Semiparametric theory and empirical processes in causal inference. In *Statistical causal inferences and their applications in public health research*, pages 141–167. Springer, 2016. 2, 7
- [10] Mark J Van der Laan and Sherri Rose. *Targeted learning: causal inference for observational and experimental data*. Springer Science & Business Media, 2011. 2
- [11] Victor Chernozhukov, Denis Chetverikov, Mert Demirer, Esther Duflo, Christian Hansen, and Whitney Newey. Double/debiased/neyman machine learning of treatment effects. *American Economic Review*, 107(5):261–65, 2017. 2, 8, 33
- [12] Daniel O Scharfstein, Anastasios A Tsiatis, and James M Robins. Semiparametric efficiency and its implication on the design and analysis of group-sequential studies. *Journal of the American Statistical Association*, 92(440):1342–1350, 1997. 3
- [13] Aurelien Bibaut, Maya Petersen, Nikos Vlassis, Maria Dimakopoulou, and Mark van der Laan. Sequential causal inference in a single world of connected units. *arXiv preprint arXiv:2101.07380*, 2021. 3
- [14] DA Darling and Herbert Robbins. Confidence sequences for mean, variance, and median. *Proceedings of the National Academy of Sciences of the United States of America*, 58(1):66, 1967. 3
- [15] Herbert Robbins. Statistical methods related to the law of the iterated logarithm. *The Annals of Mathematical Statistics*, 41(5):1397–1409, 1970. 3, 4, 22, 36
- [16] Herbert Robbins and David Siegmund. Boundary crossing probabilities for the Wiener process and sample sums. *The Annals of Mathematical Statistics*, pages 1410–1429, 1970. 3
- [17] Tze Leung Lai. Boundary Crossing Probabilities for Sample Sums and Confidence Sequences. *The Annals of Probability*, 4(2):299–312, 1976. 3
- [18] Steven R Howard, Aaditya Ramdas, Jon McAuliffe, and Jasjeet Sekhon. Time-uniform, nonparametric, nonasymptotic confidence sequences. *The Annals of Statistics*, 2021 (to appear). 3, 4, 5, 21, 22, 31, 36
- [19] Ian Waudby-Smith and Aaditya Ramdas. Estimating means of bounded random variables by betting. *arXiv preprint arXiv:2010.09686*, 2021. 3, 4
- [20] Jaehyeok Shin, Aaditya Ramdas, and Alessandro Rinaldo. Nonparametric iterated-logarithm extensions of the sequential generalized likelihood ratio test. *IEEE Journal on Selected Areas in Information Theory*, 2021. 3

- [21] Steven R Howard and Aaditya Ramdas. Sequential estimation of quantiles with applications to A/B-testing and best-arm identification. *Bernoulli*, 2021. 3
- [22] Ian Waudby-Smith and Aaditya Ramdas. Confidence sequences for sampling without replacement. *Advances in Neural Information Processing Systems*, 2020. 3
- [23] Kevin Jamieson, Matthew Malloy, Robert Nowak, and Sébastien Bubeck. lil’ UCB: An Optimal Exploration Algorithm for Multi-Armed Bandits. In *Proceedings of The 27th Conference on Learning Theory*, volume 35, pages 423–439, 2014. 3
- [24] Nikos Karampatziakis, Paul Mineiro, and Aaditya Ramdas. Off-policy confidence sequences. *International Conference on Machine Learning*, 2021. 3
- [25] Ramesh Johari, Pete Koomen, Leonid Pekelis, and David Walsh. Peeking at A/B tests: Why it matters, and what to do about it. In *Proceedings of the 23rd ACM SIGKDD International Conference on Knowledge Discovery and Data Mining*, pages 1517–1525, 2017. 3
- [26] MJ van der Laan, EC Polley, and AE Hubbard. Super learner. *Statistical Applications in Genetics and Molecular Biology*, 6:Article25–Article25, 2007. 4, 10
- [27] János Komlós, Péter Major, and Gábor Tusnády. An approximation of partial sums of independent rv’s, and the sample df. i. *Zeitschrift für Wahrscheinlichkeitstheorie und verwandte Gebiete*, 32(1-2):111–131, 1975. 5, 21, 36
- [28] János Komlós, Péter Major, and Gábor Tusnády. An approximation of partial sums of independent rv’s, and the sample df. ii. *Zeitschrift für Wahrscheinlichkeitstheorie und verwandte Gebiete*, 34(1):33–58, 1976. 5, 21, 36
- [29] Jean Ville. Etude critique de la notion de collectif. *Bull. Amer. Math. Soc*, 45(11):824, 1939. 5, 22, 23, 36
- [30] Aad W van der Vaart. Semiparametric statistics. *Lecture Notes in Math.*, 2002. 7, 36
- [31] James Robins, Lingling Li, Eric Tchetgen Tchetgen, Aad van der Vaart, et al. Higher order influence functions and minimax estimation of nonlinear functionals. In *Probability and statistics: essays in honor of David A. Freedman*, pages 335–421. Institute of Mathematical Statistics, 2008. 8
- [32] Wenjing Zheng and Mark J van der Laan. Asymptotic theory for cross-validated targeted maximum likelihood estimation. 2010. 8
- [33] Bradley Efron. Forcing a sequential experiment to be balanced. *Biometrika*, 58(3):403–417, 1971. 8
- [34] Leo Breiman. Stacked regressions. *Machine learning*, 24(1):49–64, 1996. 10
- [35] Alexandre B Tsybakov. Optimal rates of aggregation. In *Learning theory and kernel machines*, pages 303–313. Springer, 2003. 10
- [36] Eric C Polley and Mark J Van der Laan. Super learner in prediction. 2010. 10
- [37] Eric C Polley, Sherri Rose, and Mark J Van der Laan. Super learning. In *Targeted learning*, pages 43–66. Springer, 2011. 10
- [38] Leo Breiman. Random forests. *Machine learning*, 45(1):5–32, 2001. 10
- [39] Trevor J Hastie and Robert J Tibshirani. *Generalized additive models*, volume 43. CRC press, 1990. 10

- [40] Aad W van der Vaart, Sandrine Dudoit, and Mark J van der Laan. Oracle inequalities for multi-fold cross validation. *Statistics and Decisions*, 24(3):351–371, 2006. [10](#)
- [41] Alistair EW Johnson, Tom J Pollard, Lu Shen, Li-wei H Lehman, Mengling Feng, Mohammad Ghassemi, Benjamin Moody, Peter Szolovits, Leo Anthony Celi, and Roger G Mark. MIMIC-iii, a freely accessible critical care database. *Scientific data*, 3:160035, 2016. [13](#)
- [42] Alistair EW Pollard, Tom J abd Johnson. The MIMIC-III Clinical Database. <http://dx.doi.org/10.13026/C2XW26>, 2016. [13](#)
- [43] Zach Shahn, Nathan I Shapiro, Patrick D Tyler, Daniel Talmor, and H Lehman Li-wei. Fluid-limiting treatment strategies among sepsis patients in the icu: a retrospective causal analysis. *Critical Care*, 24(1):1–9, 2020. [13](#)
- [44] Mervyn Singer, Clifford S Deutschman, Christopher Warren Seymour, Manu Shankar-Hari, Djillali Annane, Michael Bauer, Rinaldo Bellomo, Gordon R Bernard, Jean-Daniel Chiche, Craig M Coopersmith, et al. The third international consensus definitions for sepsis and septic shock (sepsis-3). *Jama*, 315(8):801–810, 2016. [13](#)
- [45] Alistair Johnson and Tom Pollard. sepsis3-mimic, May 2018. URL <https://doi.org/10.5281/zenodo.1256723>. [14](#)
- [46] Carl van Walraven, Peter C Austin, Alison Jennings, Hude Quan, and Alan J Forster. A modification of the elixhauser comorbidity measures into a point system for hospital death using administrative data. *Medical care*, pages 626–633, 2009. [14](#)
- [47] Iván Díaz Muñoz and Mark Van Der Laan. Population intervention causal effects based on stochastic interventions. *Biometrics*, 68(2):541–549, 2012. [14](#)
- [48] Péter Major. The approximation of partial sums of independent rv’s. *Zeitschrift für Wahrscheinlichkeitstheorie und verwandte Gebiete*, 35(3):213–220, 1976. [21](#)
- [49] Steven R. Howard, Aaditya Ramdas, Jon McAuliffe, and Jasjeet Sekhon. Time-uniform Chernoff bounds via nonnegative supermartingales. *Probability Surveys*, 17:257–317, 2020. [21](#), [22](#)
- [50] Edward H Kennedy, Sivaraman Balakrishnan, and Max G’Sell. Sharp instruments for classifying compliers and generalizing causal effects. *Annals of Statistics*, 48(4):2008–2030, 2020. [24](#)
- [51] Uwe Einmahl. Extensions of results of Komlós, Major, and Tusnády to the multivariate case. *Journal of multivariate analysis*, 28(1):20–68, 1989. [28](#), [29](#), [30](#)
- [52] Uwe Einmahl. Strong invariance principles for partial sums of independent random vectors. *Annals of Probability*, 15(4):1419–1440, 1987. [29](#), [30](#)
- [53] Qi-Man Shao. Strong approximation theorems for independent random variables and their applications. *Journal of multivariate analysis*, 52(1):107–130, 1995. [30](#), [31](#)
- [54] Robert M Corless, Gaston H Gonnet, David EG Hare, David J Jeffrey, and Donald E Knuth. On the Lambert W function. *Advances in Computational mathematics*, 5(1):329–359, 1996. [32](#)

A Proofs of the main results

A.1 Proof of Theorem 1

Lemma 1 (Almost-sure approximation of the standard deviation under four moments). *Suppose $(Y_t)_{t=1}^\infty \stackrel{iid}{\sim} \mathbb{P}$ and let $\hat{\mu}_t = \sum_{i=1}^t Y_i/t$. Consider the sample standard deviation estimator for all $t \geq 2$,*

$$\hat{\sigma}_t := \sqrt{\frac{\sum_{i=1}^t (Y_i - \hat{\mu}_t)^2}{t}}.$$

If \mathbb{P} has a finite fourth moment, then

$$\sigma = \hat{\sigma}_t + O\left(\left(\frac{\log \log t}{t}\right)^{1/4}\right).$$

Proof. Define the partial sums,

$$S_t := \sum_{i=1}^t (Y_i - \mu), \quad S'_t := \sum_{i=1}^t [Y_i^2 - (\mu^2 + \sigma^2)].$$

Now, consider the quantity,

$$\begin{aligned} \frac{1}{t} S'_t - \left(\frac{1}{t} S_t\right)^2 &= \frac{1}{t} \sum_{i=1}^t [Y_i^2 - (\mu^2 + \sigma^2)] - \left(\frac{1}{t} \sum_{i=1}^t (Y_i - \mu)\right)^2 \\ &= \frac{1}{t} \sum_{i=1}^t Y_i^2 - \mu^2 - \sigma^2 - \bar{Y}_t^2 + 2\bar{Y}_t\mu - \mu^2 \\ &= \hat{\sigma}_t^2 + (-\mu^2 - \sigma^2 + 2\bar{Y}_t\mu - \mu^2) \\ &= \hat{\sigma}_t^2 - \sigma^2 + 2\mu(\bar{Y}_t - \mu) \\ &= \hat{\sigma}_t^2 - \sigma^2 + \frac{2\mu}{t} S_t. \end{aligned}$$

Therefore, we have by the law of the iterated logarithm (LIL),

$$\begin{aligned} \sigma^2 - \hat{\sigma}_t^2 &= -\frac{1}{t} S'_t + \left(\frac{1}{t} S_t\right)^2 + \frac{2\mu}{t} S_t \\ &= O\left(\sqrt{\frac{\log \log t}{t}}\right) + O\left(\frac{\log \log t}{t}\right) + O\left(\sqrt{\frac{\log \log t}{t}}\right) \\ &= O\left(\sqrt{\frac{\log \log t}{t}}\right). \end{aligned}$$

Finally, using the fact that $|\sqrt{a} - \sqrt{b}| \leq \sqrt{|a - b|}$ for all $a, b \geq 0$, we have that

$$\sigma - \hat{\sigma}_t = O\left(\left(\frac{\log \log t}{t}\right)^{1/4}\right),$$

completing the proof. □

Lemma 2 (Strong Gaussian approximation of the sample average). *Let $(Y_t)_{t=1}^\infty$ be an iid sequence of random variables with mean μ , variance σ^2 , and $q > 2$ finite absolute moments. Suppose $\hat{\sigma}_t$ is an almost-surely consistent estimator for σ (such as the sample standard deviation). Let $(G_t)_{t=1}^\infty$ be a sequence of iid standard Gaussian random variables. Then*

$$\frac{1}{t} \sum_{i=1}^t (Y_i - \mu) = \frac{\hat{\sigma}_t}{t} \sum_{i=1}^t G_i + \varepsilon_t$$

where $\varepsilon_t = o(\sqrt{\log \log t/t})$ if $q > 2$, and $\varepsilon_t = O((\log \log t/t)^{3/4})$ if $q \geq 4$.

Proof. First, by Komlós et al. and Major's strong approximation theorems (KMT) [27, 28, 48] we have

$$\frac{1}{t} \sum_{i=1}^t (Y_i - \mu) = \frac{\sigma}{t} \sum_{i=1}^t G_i + \kappa_t \quad (\text{A.1})$$

with $\kappa_t = O(\log t/t)$ if Y_1 has a finite moment generating function, and $\kappa_t = o(t^{1/q-1})$ if Y_1 has $q > 2$ finite absolute moments. Since $(G_t)_{t=1}^\infty$ have mean zero and unit variance, we have by the LIL that

$$\frac{1}{t} \sum_{i=1}^t G_i = O\left(\sqrt{\frac{\log \log t}{t}}\right). \quad (\text{A.2})$$

Case I: If Y_1 has $q > 2$ finite absolute moments, then by the strong law of large numbers, $\hat{\sigma}_t \xrightarrow{a.s.} \sigma$. Combining this fact with (A.1) and, we have (A.2)

$$\begin{aligned} \frac{1}{t} \sum_{i=1}^t (Y_i - \mu) &= \frac{\hat{\sigma}_t + o(1)}{t} \sum_{i=1}^t G_i + \kappa_t \\ &= \frac{\hat{\sigma}_t}{t} \sum_{i=1}^t G_i + \kappa_t + o\left(\sqrt{\frac{\log \log t}{t}}\right) \\ &= \frac{\hat{\sigma}_t}{t} \sum_{i=1}^t G_i + o\left(\sqrt{\frac{\log \log t}{t}}\right). \end{aligned}$$

Case II: If Y_1 has at least 4 moments, then by Lemma 1,

$$\hat{\sigma}_t - \sigma = O\left((\log \log t/t)^{1/4}\right).$$

Combining the above with (A.1) and (A.2), we have

$$\begin{aligned} \frac{1}{t} \sum_{i=1}^t (Y_i - \mu) &= \frac{(\hat{\sigma}_t + O((\log \log t/t)^{1/4}))}{t} \sum_{i=1}^t G_i + \kappa_t \\ &= \frac{\hat{\sigma}_t}{t} \sum_{i=1}^t G_i + \kappa_t + O\left(\left(\frac{\log \log t}{t}\right)^{3/4}\right) \\ &= \frac{\hat{\sigma}_t}{t} \sum_{i=1}^t G_i + O\left(\left(\frac{\log \log t}{t}\right)^{3/4}\right), \end{aligned}$$

which completes the proof. \square

Proof of the main theorem The proof proceeds in 3 steps. First, we use the fact that for any martingale $M_t(\lambda)$, we have that $\int_{\mathbb{R}} M_t(\lambda) dF(\lambda)$ is also a martingale where F is any probability distribution on \mathbb{R} [18, 49]. We apply this fact to an exponential Gaussian martingale and use a

Gaussian density $f(\lambda; 0, \rho^2)$ as the mixing distribution. Second, we apply Ville's inequality [29] to this mixture exponential Gaussian martingale to obtain Robbins' normal mixture confidence sequence [15]. Third, we use Lemma 2 to approximate $\sum_{i=1}^t (Y_i - \mu)$ by a cumulative sum of Gaussian random variables and apply the results from steps 1 and 2. Finally, we apply the same reasoning to $-\sum_{i=1}^t (Y_i - \mu)$ and take a union bound.

Proof. Step 1. Let $(G_t)_{t=1}^\infty$ be a sequence of iid standard Gaussian random variables and define their cumulative sum $W_t := \sum_{i=1}^t G_i$. Write the exponential process for any $\lambda \in \mathbb{R}$,

$$M_t(\lambda) := \exp \left\{ \lambda W_t - t\lambda^2/2 \right\}.$$

It is well-known that $M_t(\lambda)$ is a *nonnegative martingale starting at $M_0 \equiv 1$* with respect to the canonical filtration $(\mathcal{F}_t)_{t=0}^\infty$ where $\mathcal{F}_t := \sigma(X_1^t)$ is the sigma-field generated by X_1, \dots, X_t and \mathcal{F}_0 is the trivial sigma-field [18, 49]. Moreover, for any probability distribution $F(\lambda)$ on \mathbb{R} , we also have that the mixture,

$$\int_{\lambda \in \mathbb{R}} M_t(\lambda) dF(\lambda)$$

is a nonnegative martingale with initial value one with respect to the canonical filtration [18, 49, 15]. In particular, consider the Gaussian probability distribution function $f(\lambda; 0, \rho^2)$ with mean zero and variance $\rho^2 > 0$ as the mixing distribution. The resulting martingale can be written as

$$\begin{aligned} M_t &:= \int_{\lambda \in \mathbb{R}} \exp \left\{ \lambda W_t - \frac{t\lambda^2}{2} \right\} f(\lambda; 0, \rho^2) d\lambda \\ &= \frac{1}{\sqrt{2\pi\rho^2}} \int_{\lambda} \exp \left\{ \lambda W_t - \frac{t\lambda^2}{2} \right\} \exp \left\{ \frac{-\lambda^2}{2\rho^2} \right\} d\lambda \\ &= \frac{1}{\sqrt{2\pi\rho^2}} \int_{\lambda} \exp \left\{ \lambda W_t - \frac{\lambda^2(t\rho^2 + 1)}{2\rho^2} \right\} d\lambda \\ &= \frac{1}{\sqrt{2\pi\rho^2}} \int_{\lambda} \exp \left\{ \frac{-\lambda^2(t\rho^2 + 1) + 2\lambda\rho^2 W_t}{2\rho^2} \right\} d\lambda \\ &= \frac{1}{\sqrt{2\pi\rho^2}} \int_{\lambda} \exp \left\{ \frac{-a(\lambda^2 + \frac{b}{a}2\lambda)}{2\rho^2} \right\} d\lambda \end{aligned}$$

by setting $a := t\rho^2 + 1$ and $b := \rho^2 W_t$. Focusing on the integrand and completing the square, we have

$$\begin{aligned} \exp \left\{ \frac{-\lambda^2 + 2\lambda\frac{b}{a} + \left(\frac{b}{a}\right)^2 - \left(\frac{b}{a}\right)^2}{2\rho^2/a} \right\} &= \exp \left\{ \frac{-(\lambda - b/a)^2}{2\rho^2/a} + \frac{a(b/a)^2}{2\rho^2} \right\} \\ &= \underbrace{\exp \left\{ \frac{-(\lambda - b/a)^2}{2\rho^2/a} \right\}}_{\propto f(\lambda, b/a, \rho^2/a)} \exp \left\{ \frac{b^2}{2a\rho^2} \right\}. \end{aligned}$$

Plugging this back into the integral and multiplying the entire quantity by $\frac{a^{-1/2}}{a^{-1/2}}$, we finally get the closed-form expression of the mixture exponential Wiener process,

$$\begin{aligned} M_t &:= \underbrace{\frac{1}{\sqrt{2\pi\rho^2/a}} \int_{\lambda \in \mathbb{R}} \exp \left\{ \frac{-(\lambda - b/a)^2}{2\rho^2/a} \right\} d\lambda}_{=1} \frac{\exp \left\{ \frac{b^2}{2a\rho^2} \right\}}{\sqrt{a}} \\ &= \frac{\exp \left\{ \frac{\rho^2 W_t^2}{2(t\rho^2 + 1)} \right\}}{\sqrt{t\rho^2 + 1}}. \end{aligned} \tag{A.3}$$

Step 2. Since M_t is a nonnegative martingale with initial value one, we have by Ville's inequality [29] that

$$\mathbb{P}(\forall t \geq 1, M_t < 1/\alpha) \geq 1 - \alpha.$$

Writing this out explicitly for M_t and solving for W_t algebraically, we have that

$$\begin{aligned} & \mathbb{P}\left(\forall t \geq 1, \frac{\rho^2 W_t^2}{2(t\rho^2 + 1)} < \log(1/\alpha) + \log\left(\sqrt{t\rho^2 + 1}\right)\right) \\ &= \mathbb{P}\left(\forall t \geq 1, \left|\frac{1}{t} \sum_{i=1}^t G_i\right| < \sqrt{\frac{2(t\rho^2 + 1)}{t^2 \rho^2} \log\left(\frac{\sqrt{t\rho^2 + 1}}{\alpha}\right)}\right) \geq 1 - \alpha. \end{aligned}$$

Step 3. First, note that by the triangle inequality,

$$\left|\frac{1}{t} \sum_{i=1}^t Y_i - \mu\right| \leq \left|\frac{1}{t} \sum_{i=1}^t (Y_i - \mu) - \frac{\hat{\sigma}_t}{t} \sum_{i=1}^t G_i\right| + \hat{\sigma}_t \left|\frac{1}{t} \sum_{i=1}^t G_i\right|,$$

and thus by Lemma 2 and Step 2, we have with probability at least $(1 - \alpha)$,

$$\forall t \geq 1, \left|\frac{1}{t} \sum_{i=1}^t Y_i - \mu\right| < \hat{\sigma}_t \sqrt{\frac{2(t\rho^2 + 1)}{t^2 \rho^2} \log\left(\frac{\sqrt{t\rho^2 + 1}}{\alpha}\right)} + \varepsilon_t$$

where ε_t is defined as in Lemma 2. This completes the proof. \square

A.2 Proof of Theorem 3

First, let us analyze the almost-sure behavior of the doubly-robust estimator $\hat{\psi}_t$ for the average treatment effect ψ .

Lemma 3 (Decomposition of $\hat{\psi}_t - \psi$). *Let $\hat{\psi}_t := \mathbb{P}_T(\hat{f}_{T'}) = \frac{1}{T} \sum_{i=1}^T \hat{f}_{T'}(Z_i^{\text{eval}})$ be a (possibly misspecified) estimator of $\psi := \mathbb{P}(f) = \mathbb{E}\{f(Z^{\text{eval}})\}$ based on $(Z_1^{\text{eval}}, \dots, Z_T^{\text{eval}})$ where $\hat{f}_{T'}$ can be any estimator built from $(Z_1^{\text{trn}}, \dots, Z_T^{\text{trn}})$ and $f : \mathcal{Z} \rightarrow \mathbb{R}$ any function. Furthermore, assume that there exists \bar{f} such that $\|\hat{f}_{T'} - \bar{f}\|_{L_2(\mathbb{P})} \rightarrow 0$. In other words, $\hat{f}_{T'}$ is an estimator of f but may instead converge to \bar{f} . Then we have the decomposition,*

$$\hat{\psi}_t - \psi = \Gamma_t^{\text{SA}} + \Gamma_t^{\text{EP}} + \Gamma_t^{\text{B}}$$

where

$$\begin{aligned} \Gamma_t^{\text{SA}} &:= (\mathbb{P}_T - \mathbb{P})\bar{f} && \text{is the centered sample average term,} \\ \Gamma_t^{\text{EP}} &:= (\mathbb{P}_T - \mathbb{P})(\hat{f} - \bar{f}) && \text{is the empirical process term, and} \\ \Gamma_t^{\text{B}} &:= \mathbb{P}(\hat{f} - f) && \text{is the bias term.} \end{aligned}$$

Proof. By definition of the quantities involved, we decompose

$$\begin{aligned} \hat{\psi}_t - \psi &= \mathbb{P}_T(\hat{f}_T) - \mathbb{P}(f) \\ &= (\mathbb{P}_T - \mathbb{P})(\hat{f}_{T'}) + \mathbb{P}(\hat{f}_{T'} - f) \\ &= \underbrace{(\mathbb{P}_T - \mathbb{P})(\hat{f}_{T'} - \bar{f})}_{\Gamma_t^{\text{EP}}} + \underbrace{(\mathbb{P}_T - \mathbb{P})\bar{f}}_{\Gamma_t^{\text{SA}}} + \underbrace{\mathbb{P}(\hat{f}_{T'} - f)}_{\Gamma_t^{\text{B}}}, \end{aligned}$$

which completes the proof. \square

Now, let us analyze the almost-sure behaviour of the empirical process term Γ_t^{EP} and the bias term Γ_t^{B} to show that they vanish asymptotically at sufficiently fast rates. First, let us examine Γ_t^{EP} .

Lemma 4 (Almost sure convergence of Γ_t^{EP}). *Let \mathbb{P}_T denote the empirical measure over $\mathbf{Z}_T^{\text{eval}} := (Z_1^{\text{eval}}, \dots, Z_T^{\text{eval}})$ and let $\hat{f}_{T'}(z)$ be any function estimated from a sample $\mathcal{D}_{T'}^{\text{trn}} = (Z_1^{\text{trn}}, Z_2^{\text{trn}}, \dots, Z_{T'}^{\text{trn}})$ which is independent of $\mathcal{D}_T^{\text{eval}}$. If $\hat{\pi}_t \in [\delta, 1 - \delta]$ almost surely, then,*

$$\Gamma_t^{\text{EP}} := (\mathbb{P}_T - \mathbb{P})(\hat{f}_{T'} - \bar{f}) = O\left(\{\|\hat{\mu}_t^1 - \bar{\mu}^1\|_{L_2(\mathbb{P})} + \|\hat{\mu}_t^0 - \bar{\mu}^0\|_{L_2(\mathbb{P})}\} \sqrt{\frac{\log \log t}{t}}\right).$$

In particular, if $\|\hat{\mu}_t^a - \bar{\mu}^a\|_{L_2(\mathbb{P})} = o(1)$ for each a , then we have that Γ_t^{EP} almost-surely converges to 0 at a $\sqrt{\log \log t/t}$ rate, but possibly faster.

The proof proceeds in two steps. First, we use an argument from Kennedy et al. [50] and the law of the iterated logarithm to show $\Gamma_t^{\text{EP}} = O\left(\|\hat{f}_t - \bar{f}\| \sqrt{\log \log t/t}\right)$. Second and finally, we upper bound $\|\hat{f}_t - \bar{f}\|$ by $O\left(\sum_{a=0}^1 \|\hat{\mu}_t^a - \bar{\mu}\|\right)$.

Proof. Step 1. Following the proof of Lemma 2 in Kennedy et al. [50], we have that conditional on $\mathcal{D}_\infty^{\text{trn}} := (Z_t^{\text{trn}})_{t=1}^\infty$ and $\mathcal{S}_\infty^{\text{trn}} := (\mathbb{1}(Z_t \in \mathcal{D}_\infty^{\text{trn}}))_{t=1}^\infty$ the term of interest has mean zero:

$$\mathbb{E}\left\{\mathbb{P}_T(\hat{f}_{T'} - \bar{f}) \mid \mathcal{D}_\infty^{\text{trn}}, \mathcal{S}_\infty^{\text{trn}}\right\} = \mathbb{E}(\hat{f}_{T'} - \bar{f} \mid \mathcal{D}_\infty^{\text{trn}}, \mathcal{S}_\infty^{\text{trn}}) = \mathbb{P}(\hat{f}_{T'} - \bar{f}).$$

Now, we upper bound the conditional variance of a single summand,

$$\begin{aligned} \text{var}\left\{(1 - \mathbb{P})(\hat{f}_{T'} - \bar{f}) \mid \mathcal{D}_\infty^{\text{trn}}, \mathcal{S}_\infty^{\text{trn}}\right\} &= \text{var}\left\{(\hat{f}_{T'} - \bar{f}) \mid \mathcal{D}_\infty^{\text{trn}}, \mathcal{S}_\infty^{\text{trn}}\right\} \\ &\leq \|\hat{f}_{T'} - \bar{f}\|^2. \end{aligned}$$

In particular, this means that

$$\left(\frac{T(\mathbb{P}_T - \mathbb{P})(\hat{f}_{T'} - \bar{f})}{\|\hat{f}_{T'} - \bar{f}\|} \mid \mathcal{D}_\infty^{\text{trn}}, \mathcal{S}_\infty^{\text{trn}}\right)$$

is a sum of iid random variables with conditional mean zero and conditional variance at most 1, and thus by the law of the iterated logarithm,

$$\mathbb{P}\left(\limsup_{t \rightarrow \infty} \frac{\pm \sqrt{T}(\mathbb{P}_T - \mathbb{P})(\hat{f}_{T'} - \bar{f})}{\sqrt{2 \log \log T} \|\hat{f}_{T'} - \bar{f}\|} \leq 1 \mid \mathcal{D}_\infty^{\text{trn}}, \mathcal{S}_\infty^{\text{trn}}\right) = 1.$$

Therefore, we have that

$$\begin{aligned} &\mathbb{P}\left(\frac{(\mathbb{P}_T - \mathbb{P})(\hat{f}_{T'} - \bar{f})}{\|\hat{f}_t - \bar{f}\| \sqrt{\log \log t/t}} = O(1) \mid \mathcal{D}_\infty^{\text{trn}}, \mathcal{S}_\infty^{\text{trn}}\right) \\ &= \mathbb{P}\left(\frac{\|\hat{f}_{T'} - \bar{f}\|}{\|\hat{f}_t - \bar{f}\|} \cdot \frac{\sqrt{t}(\mathbb{P}_T - \mathbb{P})(\hat{f}_{T'} - \bar{f})}{\sqrt{\log \log t} \|\hat{f}_{T'} - \bar{f}\|} = O(1) \mid \mathcal{D}_\infty^{\text{trn}}, \mathcal{S}_\infty^{\text{trn}}\right) \\ &= \mathbb{P}\left(\lim_{t \rightarrow \infty} \underbrace{\frac{\|\hat{f}_{T'} - \bar{f}\|}{\|\hat{f}_t - \bar{f}\|}}_{O(1)} \cdot \underbrace{\frac{\sqrt{t \log \log T}}{\sqrt{T \log \log t}}}_{O(1)} \cdot \underbrace{\frac{\sqrt{T}(\mathbb{P}_T - \mathbb{P})(\hat{f}_{T'} - \bar{f})}{\sqrt{\log \log T} \|\hat{f}_{T'} - \bar{f}\|}}_{O(1)} = O(1) \mid \mathcal{D}_\infty^{\text{trn}}, \mathcal{S}_\infty^{\text{trn}}\right) = 1. \end{aligned}$$

Finally, by iterated expectation,

$$\begin{aligned} \mathbb{P} \left(\frac{(\mathbb{P}_T - \mathbb{P})(\hat{f}_{T'} - \bar{f})}{\|\hat{f}_t - \bar{f}\| \sqrt{\log \log t/t}} = O(1) \right) &= \mathbb{E} \left[\mathbb{P} \left(\frac{(\mathbb{P}_T - \mathbb{P})(\hat{f}_{T'} - \bar{f})}{\|\hat{f}_t - \bar{f}\| \sqrt{\log \log t/t}} = O(1) \mid \mathcal{D}_\infty^{\text{trn}}, \mathcal{S}_\infty^{\text{trn}} \right) \right] \\ &= \mathbb{E} 1 = 1, \end{aligned}$$

which completes Step 1.

Step 2. Now, let us upper bound $\|\hat{f}_t - \bar{f}\|$ by $O \left(\sum_{a=0}^1 \|\hat{\mu}_t^a - \bar{\mu}^a\| \right)$. To simplify the calculations which follow, define

$$\hat{f}^1(Z_i) := \hat{\mu}^1(X_i) + \frac{A_i}{\hat{\pi}(X_i)} \{Y_i - \hat{\mu}^{A_i}(X_i)\} \quad \text{and} \quad f^1(Z_i) := \mu^1(X_i) + \frac{A_i}{\pi(X_i)} \{Y_i - \mu^1(X_i)\}.$$

Analogously define \hat{f}^0 and f^0 so that $\hat{f} = \hat{f}^1 - \hat{f}^0$ and $f = f^1 - f^0$. Writing out $\|\hat{f}_t^1 - \bar{f}^1\|$,

$$\begin{aligned} \|\hat{f}_t^1 - \bar{f}^1\| &= \left\| \hat{\mu}_t^1 + \frac{A}{\hat{\pi}_t} \{Y - \hat{\mu}_t^1\} - \bar{\mu}_t^1 - \frac{A}{\bar{\pi}_t} \{Y - \bar{\mu}_t^1\} \right\| \\ &= \left\| \{\hat{\mu}_t^1 - \bar{\mu}_t^1\} \left\{ 1 - \frac{A}{\hat{\pi}_t} \right\} \right\| \\ &\stackrel{(i)}{\leq} \|\hat{\mu}_t^1 - \bar{\mu}_t^1\| \left\| 1 - \frac{A}{\hat{\pi}_t} \right\| \\ &\stackrel{(ii)}{\leq} \frac{1}{\delta} \|\hat{\mu}_t^1 - \bar{\mu}_t^1\| \underbrace{\|\hat{\pi}_t - A\|}_{\leq 1} = O(\|\hat{\mu}_t^1 - \bar{\mu}_t^1\|), \end{aligned}$$

where (i) follows from Cauchy-Schwartz and (ii) follows from the assumed bounds on $\hat{\pi}(X)$. A similar story holds for $\|\hat{f}_t^0 - \bar{f}^0\|$, and hence by the triangle inequality,

$$\|\hat{f}_t - \bar{f}\| = O \left(\sum_{a=0}^1 \|\hat{\mu}_t^a - \bar{\mu}^a\| \right),$$

which completes the proof. \square

Now, we examine the asymptotic almost-sure behaviour of the bias term, Γ_t^B by upper-bounding this term by a product of $L_2(\mathbb{P})$ estimation errors of nuisance functions.

Lemma 5 (Almost-surely bounding Γ_T^B by $L_2(\mathbb{P})$ errors of nuisance functions). *Suppose $\hat{\pi}_t \in [\delta, 1 - \delta]$ almost surely for some $\delta > 0$. Then*

$$\Gamma_T^B = O \left(\|\hat{\pi}_t - \pi\|_{L_2(\mathbb{P})} \left\{ \|\hat{\mu}_t^1 - \mu^1\|_{L_2(\mathbb{P})} + \|\hat{\mu}_t^0 - \mu^0\|_{L_2(\mathbb{P})} \right\} \right)$$

This is an immediate consequence of the usual proof for $O_{\mathbb{P}}$ combined with the fact that expectations are real numbers, and thus stochastic boundedness is equivalent to almost-sure boundedness. For completeness, we recall this proof here as it is short and illustrative.

Proof. To simplify the calculations which follow, define

$$\hat{f}^1(Z_i) := \hat{\mu}^1(X_i) + \frac{A_i}{\hat{\pi}(X_i)} \{Y_i - \hat{\mu}^{A_i}(X_i)\} \quad \text{and} \quad f^1(Z_i) := \mu^1(X_i) + \frac{A_i}{\pi(X_i)} \{Y_i - \mu^1(X_i)\}.$$

Analogously define \hat{f}^0 and f^0 so that $\hat{f} = \hat{f}^1 - \hat{f}^0$ and $f = f^1 - f^0$. Therefore,

$$\begin{aligned} \mathbb{P}(\hat{f}^1 - f^1) &\stackrel{(i)}{=} \mathbb{P}\left(\frac{A}{\hat{\pi}}(Y - \hat{\mu}^A) + \hat{\mu}^1 - \mu^1\right) \\ &\stackrel{(ii)}{=} \mathbb{P}\left[\left(\frac{\pi}{\hat{\pi}} - 1\right)(\hat{\mu}^1 - \mu^1)\right] \\ &\stackrel{(iii)}{\leq} \frac{1}{\delta} \mathbb{P}(|\hat{\pi} - \pi| |\hat{\mu}^1 - \mu^1|) \\ &\stackrel{(iv)}{\leq} \frac{1}{\delta} \|\hat{\pi} - \pi\|_{L_2(\mathbb{P})} \|\hat{\mu}^1 - \mu^1\|_{L_2(\mathbb{P})}, \end{aligned}$$

where (i) and (ii) follow by iterated expectation, (iii) follows from the assumed bounds on $\hat{\pi}$, and (iv) by Cauchy-Schwarz. Similarly, we have

$$\mathbb{P}(\hat{f}^0 - f^0) \leq \frac{1}{1 - \delta} \|\hat{\pi} - \pi\| \|\hat{\mu}^0 - \mu^0\|.$$

Finally by the triangle inequality,

$$\mathbb{P}(\hat{f} - f) = O\left(\|\hat{\pi} - \pi\| \sum_{a=0}^1 \|\hat{\mu}^a - \mu^a\|\right),$$

which completes the proof. \square

Lemma 6 (Almost-sure consistency of the influence function variance estimator). *Suppose that $\|\hat{f}_{T'} - \bar{f}\|_2 = o(1)$ and that $\bar{f}(Z)$ has a finite fourth moment. Then,*

$$\widehat{\text{var}}_T(\hat{f}_{T'}) = \text{var}(\bar{f}) + o(1).$$

Proof. First, write

$$\begin{aligned} \widehat{\text{var}}_T(\hat{f}_{T'}) - \text{var}(\bar{f}) &= \mathbb{P}_T(\hat{f}_{T'}^2) - \left(\mathbb{P}_T \hat{f}_{T'}\right)^2 - \mathbb{P} \bar{f}^2 + (\mathbb{P} \bar{f})^2 \\ &= \underbrace{\mathbb{P}_T(\hat{f}_{T'}^2) - \mathbb{P} \bar{f}^2}_{(i)} - \underbrace{\left(\mathbb{P}_T \hat{f}_{T'}\right)^2 - (\mathbb{P} \bar{f})^2}_{(ii)}. \end{aligned}$$

We will separately show that (i) and (ii) are $o(1)$.

Almost-sure convergence of (i) Decompose (i) into sample average, empirical process, and bias terms:

$$\mathbb{P}_T(\hat{f}^2) - \mathbb{P} \bar{f}^2 = \underbrace{(\mathbb{P}_T - \mathbb{P})(\hat{f}^2 - f^2)}_{\Gamma_t^{\text{EP}}} + \underbrace{(\mathbb{P}_T - \mathbb{P})\bar{f}^2}_{\Gamma_t^{\text{SA}}} + \underbrace{\mathbb{P}(\hat{f}^2 - \bar{f}^2)}_{\Gamma_t^{\text{B}}}.$$

Since $\bar{f}(Z)$ has four finite moments, we have that $\bar{f}(Z)^2$ has a variance. In particular, $\Gamma_t^{\text{SA}} = o(1)$ by the strong law of large numbers, and $\Gamma_t^{\text{EP}} = O\left(\|\hat{f}^2 - \bar{f}^2\|_2 \sqrt{\log \log t/t}\right)$ by Step 1 of the proof of Lemma 4. By our assumption that $\|\hat{f} - \bar{f}\|_2 = o(1)$, we have that $\Gamma_t^{\text{EP}} = o(\sqrt{\log \log t/t})$.

Now, let us upper-bound Γ_t^{B} by $L_2(\mathbb{P})$ norms:

$$\begin{aligned} \Gamma_t^{\text{B}} &= \mathbb{P}(\hat{f}^2 - \bar{f}^2) \\ &\leq \|\hat{f}^2 - \bar{f}^2\| \\ &\leq \underbrace{\|\hat{f} - \bar{f}\|}_{o(1)} \underbrace{\|\hat{f} + \bar{f}\|}_{O(1)} \\ &= o(1), \end{aligned}$$

where the second inequality follows from Cauchy-Schwartz. Therefore, (i) = $o(1)$.

Almost-sure convergence of (ii) Using the same analysis as above, we have that

$$\mathbb{P}_T \hat{f} - \mathbb{P} \bar{f} = o(1),$$

or equivalently,

$$\mathbb{P}_T \hat{f} \xrightarrow{a.s.} \mathbb{P} \bar{f}.$$

By the continuous mapping theorem,

$$(\mathbb{P}_T \hat{f})^2 \xrightarrow{a.s.} (\mathbb{P} \bar{f})^2,$$

which completes the proof that (ii) = $o(1)$. Therefore, $\widehat{\text{var}}_T(\hat{f}_{T'}) - \text{var}(\bar{f}) = o(1)$. \square

Lemma 7 (Strong Gaussian approximation of $\hat{\psi}_t - \psi$). *Let $(G_t)_{t=1}^\infty \stackrel{iid}{\sim} N(0, 1)$. Suppose that $\|\hat{f}_{T'} - \bar{f}\|_2 = o(1)$ and that $\bar{f}(Z)$ has a finite fourth moment. Then,*

$$\hat{\psi}_t - \psi = \sqrt{\widehat{\text{var}}_T(\hat{f}_{T'})} \mathbb{P}_T(G) + \Gamma_T^B + \Gamma_T^{\text{EP}} + \varepsilon_t,$$

where $\varepsilon_t = o(\sqrt{\log \log t/t})$.

Proof. By Lemma 3, we have the decomposition,

$$\hat{\psi}_t - \psi = \Gamma_t^{\text{SA}} + \Gamma_t^{\text{EP}} + \Gamma_t^B.$$

Furthermore, by Lemma 6, we have that $\sqrt{\widehat{\text{var}}_T(\hat{f}_{T'})} \xrightarrow{a.s.} \sqrt{\text{var}(\bar{f})}$. Combining the previous two facts and applying Lemma 2, we obtain the desired result. \square

Proposition 2 (General asymptotic confidence sequences for ψ). *Suppose $\bar{f}(Z)$ has a finite fourth moment. Then,*

$$\hat{\psi}_t \pm \sqrt{\widehat{\text{var}}_T(\hat{f}_{T'})} \sqrt{\frac{2(T\rho^2 + 1)}{T^2\rho^2} \log \left(\frac{\sqrt{T\rho^2 + 1}}{\alpha} \right)} + \varepsilon_t$$

forms a $(1 - \alpha)$ -confidence sequence for ψ where

$$\varepsilon_t = \Gamma_t^B + \Gamma_t^{\text{EP}} + o\left(\sqrt{\frac{\log \log t}{t}}\right).$$

Proof. By Lemma 7, we can write

$$\hat{\psi}_t - \psi = \sqrt{\widehat{\text{var}}_T(\hat{f}_{T'})} \mathbb{P}_T(G) + \Gamma_T^B + \Gamma_T^{\text{EP}} + \varepsilon_t,$$

where $\varepsilon_t = o(\sqrt{\log \log t/t})$. By Robbins' normal mixture (Proposition 1) applied to $\mathbb{P}_T(G)$, we obtain the desired result. \square

Proof of the main result

Proof. In an experimental setup, propensity scores are known and hence $\Gamma^B = 0$ by Lemma 5. By assumption, $\mathbb{E}\|\hat{\mu}_{T'}^a(X) - \bar{\mu}^a(X)\|_2 = o(1)$, and thus by Lemma 4, $\Gamma_t^{\text{EP}} = o\left(\sqrt{\log \log t/t}\right)$. Therefore, the error term ε_t in Proposition 2 is vanishing at a LIL rate:

$$\varepsilon_t := o\left(\sqrt{\frac{\log \log t}{t}}\right).$$

Combining the above fact with Proposition 2, we have the desired result. This completes the proof of Theorem 3. \square

A.3 Proof of Theorem 4

Proof. By Lemmas 4 and 5 combined with Proposition 2, the result follows. \square

B Extensions to multivariate functionals and non-iid data

B.1 Multivariate functionals

Theorems 1 and 2 provide asymptotic confidence sequences for univariate functionals under weak moment conditions. However, these results have multivariate analogues which can be derived using a multivariate KMT result due to Einmahl [51]. Let us first present a lemma which will help us derive rates of convergence for the square root of the covariance matrix in terms of the operator 2-norm, which is given by $\|A\| := \sup_{\|u\|=1} \|Au\|_2$ for any matrix A .

Lemma 8 (Hölder(1/2) smoothness of the matrix square root function). *Let \mathcal{P}_d be the space of positive semidefinite $d \times d$ matrices and let $\|\cdot\|$ be the operator 2-norm. Then for any $A, B \in \mathcal{P}_d$,*

$$\|\sqrt{A} - \sqrt{B}\| \leq \sqrt{\|A - B\|}.$$

In other words, the square root function $\sqrt{\cdot} : \mathcal{P}_d \rightarrow \mathcal{P}_d$ is Hölder(1/2)-smooth.

*Proof.*² Let A and B be positive semidefinite $d \times d$ matrices and let λ be the eigenvalue of $\sqrt{A} - \sqrt{B}$ with largest magnitude and let $v \in \mathbb{R}^d$ be the corresponding eigenvector. First, note that,

$$\begin{aligned} v^T(A - B)v &= v^T \left(\sqrt{A} - \sqrt{B} \right) \sqrt{A}v + v^T \sqrt{B} \left(\sqrt{A} - \sqrt{B} \right) v \\ &= v^T \lambda \sqrt{A}v + v^T \sqrt{B} \lambda v \\ &= \lambda v^T \left(\sqrt{A} + \sqrt{B} \right) v, \end{aligned}$$

where the second inequality follows from $(\sqrt{A} - \sqrt{B})v = \lambda v$. Using the above, we can bound the squared operator norm as

$$\begin{aligned} \|\sqrt{A} - \sqrt{B}\|^2 &= \left| v^T \left(\sqrt{A} - \sqrt{B} \right) v \right|^2 \\ &\leq \left| v^T \left(\sqrt{A} - \sqrt{B} \right) v \right| \left| v^T \left(\sqrt{A} + \sqrt{B} \right) v \right| \\ &= \left| \lambda v^T \left(\sqrt{A} + \sqrt{B} \right) v \right| \\ &= \left| v^T(A - B)v \right| \\ &\leq \|A - B\|, \end{aligned}$$

which completes the proof. \square

Using Lemma 8, we can derive a multivariate analogue of Lemma 1.

Lemma 9 (Multivariate almost-sure estimation of the standard deviation). *Let $(Y_t)_{t=1}^\infty \stackrel{iid}{\sim} \mathbb{P}$ be \mathbb{R}^d -valued random vectors and let $\hat{\mu}_t = \frac{1}{t} \sum_{i=1}^t Y_i$. Consider the sample variance estimator,*

$$\hat{\Sigma}_t := \frac{1}{t} Y_t Y_t^T - \left(\frac{1}{t} Y_t \right) \left(\frac{1}{t} Y_t \right)^T.$$

²We thank the user [jlew](#) for their solution to this problem [on stackexchange](#).

If $\mathbb{E}\|Y_1\|^q < \infty$ for $q > 2$, then

$$\Sigma^{1/2} = \hat{\Sigma}_t^{1/2} + o(1).$$

If, in addition, $q \geq 4$, then

$$\Sigma^{1/2} = \hat{\Sigma}_t^{1/2} + O\left(\left(\frac{\log \log t}{t}\right)^{1/4}\right).$$

Proof. Assume that $q \geq 4$ since the proof for $2 < q < 4$ is similar and simpler. Define $S_t := \sum_{i=1}^t (Y_i - \mu)$ and $S'_t := \sum_{i=1}^t (Y_i Y_i^T - (\mu \mu^T + \Sigma))$. Following similar steps to the proof of Lemma 1, we have that

$$\frac{1}{t} S'_t - \left(\frac{1}{t} S_t\right) \left(\frac{1}{t} S_t\right)^T = \hat{\Sigma}_t - \Sigma + \mu \left(\frac{1}{t} S_t\right)^T + \left(\frac{1}{t} S_t\right) \mu^T.$$

Combining the above with the triangle inequality and the law of the iterated logarithm, we have that

$$\|\hat{\Sigma}_t - \Sigma\| = O\left(\sqrt{\log \log t/t}\right).$$

Thus, by Lemma 8,

$$\|\hat{\Sigma}_t^{1/2} - \Sigma^{1/2}\| \leq \sqrt{\|\hat{\Sigma}_t - \Sigma\|} = O\left((\log \log t/t)^{1/4}\right),$$

which completes the proof. \square

To derive confidence sequences for multivariate functionals, we need an analogue of KMT that provides strong approximation of partial sums by Gaussian vectors. Einmahl [52, 51] derived such a result.

Proposition 3 (Einmahl's multivariate KMT). *Suppose $(Y_t)_{t=1}^\infty \stackrel{iid}{\sim} \mathbb{P}$ is an infinite sequence of \mathbb{R}^d -valued random vectors with $\mathbb{E}(Y_1) = \mu$, $\text{cov}(Y_1) = \Sigma$ and $\mathbb{E}\|Y_1\|^q < \infty$ for some $q > 2$. Then on a sufficiently rich probability space, there exists $(G_t)_{t=1}^\infty \stackrel{iid}{\sim} N_d(0, I_d)$ such that*

$$\left\| \sum_{i=1}^t (Y_i - \mu) - \sum_{i=1}^t \Sigma^{1/2} G_i \right\| = o\left(t^{1/q}\right).$$

Putting Lemma 9 and Einmahl's multivariate KMT theorem together, we obtain the following confidence sequences.

Theorem 6 (Multivariate asymptotic confidence sequences). *Let $(Y_t)_{t=1}^\infty \stackrel{iid}{\sim} \mathbb{P}$ under the same assumptions as Proposition 3. Then there exist $(G_t)_{t=1}^\infty \stackrel{iid}{\sim} N_d(0, I_d)$ such that*

$$\left\| \left(\frac{1}{t} \sum_{i=1}^t Y_i - \frac{1}{t} \sum_{i=1}^t \hat{\Sigma}_t^{1/2} G_i \right) - \mu \right\| = \varepsilon_t,$$

where $\varepsilon_t = o\left(\sqrt{\log \log t/t}\right)$ if $q > 2$ and $\varepsilon_t = O\left((\log \log t/t)^{3/4}\right)$ if $q \geq 4$. Consequently, given any sequence of sets $C_t^\mathcal{M}$ such that $\mathbb{P}\left(\exists t \geq 1 : \frac{1}{t} \sum_{i=1}^t G_i \notin C_t^\mathcal{M}\right) \leq \alpha$, we have that

$$\frac{1}{t} \sum_{i=1}^t Y_i + \hat{\Sigma}_t^{1/2} C_t^\mathcal{M} + \varepsilon_t$$

forms a $(1 - \alpha)$ confidence sequence for μ .

Remark 4. For the purposes of this paper, we did not consider confidence sequences with explicit dependencies on the dimension d . This is due to the fact that dimension-dependent strong approximation results are challenging to derive under the weak moment assumptions presented here [52, 51]. This is an interesting direction for future work.

Proof.

$$\begin{aligned}
& \left\| \frac{1}{t} \sum_{i=1}^t (Y_i - \mu) - \frac{1}{t} \sum_{i=1}^t \hat{\Sigma}_t^{1/2} G_i \right\| \\
&= \left\| \frac{1}{t} \sum_{i=1}^t (Y_i - \mu) - \frac{1}{t} \sum_{i=1}^t \Sigma^{1/2} G_i - \frac{1}{t} \sum_{i=1}^t (\hat{\Sigma}_t^{1/2} - \Sigma^{1/2}) G_i \right\| \\
&\stackrel{(i)}{\leq} \left\| \frac{1}{t} \sum_{i=1}^t (Y_i - \mu) - \frac{1}{t} \sum_{i=1}^t \Sigma^{1/2} G_i \right\| + \left\| (\hat{\Sigma}_t^{1/2} - \Sigma^{1/2}) \frac{1}{t} \sum_{i=1}^t G_i \right\| \\
&\stackrel{(ii)}{\leq} \underbrace{\left\| \frac{1}{t} \sum_{i=1}^t (Y_i - \mu) - \frac{1}{t} \sum_{i=1}^t \Sigma^{1/2} G_i \right\|}_{o(t^{1/q-1})} + \underbrace{\left\| \hat{\Sigma}_t^{1/2} - \Sigma^{1/2} \right\|}_{s_t} \cdot \underbrace{\left\| \frac{1}{t} \sum_{i=1}^t G_i \right\|}_{O(\sqrt{\log \log t/t})}
\end{aligned}$$

where (i) and (ii) follow from the triangle inequality and Hölder's inequality, respectively. In the second-last line, the $o(t^{1/q-1})$ rate follows from Einmahl [52, 51], and $O(\sqrt{\log \log t/t})$ from the law of the iterated logarithm. Here, $s_t = o(1)$ if $q > 2$ and $O((\log \log t/t)^{1/4})$ if $q \geq 4$ which follows from Lemma 9. This completes the proof. \square

B.2 Non-identically-distributed data

All of the results thus far have focused on the situation where the observed random variables are independent and identically-distributed, as this is a situation commonly studied in the semiparametric theory and functional estimation literature. Below, we present an analogue of Theorem 1 for independent but *non-identically-distributed* data.

Theorem 7. Suppose $(Y_t)_{t=1}^\infty$ is a sequence of independent random variables with $\mathbb{E}(Y_t) = \mu_t$, $\text{var}(Y_t) = \sigma_t^2$, and define $\bar{\mu}_t := \frac{1}{t} \sum_{i=1}^t \mu_i$, and $\bar{\sigma}_t^2 := \frac{1}{t} \sum_{i=1}^t \sigma_i^2$. Suppose that we have an estimator $\hat{\sigma}_t^2$ such that

$$\hat{\sigma}_t^2 - \bar{\sigma}_t^2 = o(1). \quad (\text{B.1})$$

Moreover, suppose that each Y_t has q finite absolute moments for some $q > 2$. Then for any $0 < \delta < q-2$,

$$C_t^{\text{nid}} := \frac{1}{t} \sum_{i=1}^t Y_i \pm \sqrt{\frac{2(t\hat{\sigma}_t^2 + 1)}{t^2 \rho^2} \log \left(\frac{\sqrt{t\hat{\sigma}_t^2 \rho^2 + 1}}{\alpha} \right)} + o\left(\sqrt{\frac{\log t}{t}}\right)$$

forms a $(1 - \alpha)$ confidence sequence for $\bar{\mu}_t$, meaning $\mathbb{P}(\exists t \geq 1 : \bar{\mu}_t \notin C_t^{\text{nid}}) \leq \alpha$.

Remark 5. As a special case, (B.1) would hold if $\bar{\sigma}_t^2$ and $\hat{\sigma}_t^2$ converge a.s. to some fixed σ_\star^2 .

Proof. The proof uses a similar technique to that of Theorem 1, combined with the strong approximation theorems for non-identically-distributed random variables due to Shao [53].

Let $(G_t)_{t=1}^\infty$ be a sequence of iid standard Gaussian random variables. Define $\sigma_t^2 := \text{var}(Y_t)$ and note that

$$M_t^{\text{nid}}(\lambda) := \exp \left\{ \sum_{i=1}^t (\lambda \sigma_i G_i - \lambda^2 \sigma_i^2 / 2) \right\}$$

is a nonnegative martingale starting at one. Mixing over λ with the probability measure $dF(\lambda)$ of a mean-zero Gaussian with variance ρ^2 as in the proof of Theorem 1, we have that

$$M_t^{\text{nid}} := \int_{\lambda \in \mathbb{R}} M_t^{\text{nid}} M_t(\lambda) dF(\lambda) = \frac{\exp \left\{ \frac{\rho^2 (\sum_{i=1}^t \sigma_i G_i)^2}{2(t\bar{\sigma}_t^2 \rho^2 + 1)} \right\}}{\sqrt{t\bar{\sigma}_t^2 \rho^2 + 1}}$$

is also a supermartingale. By Ville's inequality for nonnegative supermartingales, we have that with probability at least $(1 - \alpha)$,

$$\forall t \geq 1, \left| \frac{1}{t} \sum_{i=1}^t \sigma_i G_i \right| < \sqrt{\frac{2(t\bar{\sigma}_t^2 \rho^2 + 1)}{\rho^2} \log \left(\frac{\sqrt{t\bar{\sigma}_t^2 \rho^2 + 1}}{\alpha} \right)} \quad (\text{B.2})$$

Now, by Shao [53, Theorem 1.3], we have that $\left| \sum_{i=1}^t (Y_i - \mu_i) - \sum_{i=1}^t \sigma_i G_i \right| = o(t^{1/(q-\delta)})$ for some $\delta > 0$. Therefore, with probability at least $(1 - \alpha)$,

$$\forall t \geq 1, \left| \frac{1}{t} \sum_{i=1}^t (Y_i - \mu_i) \right| < \sqrt{\frac{2(t\bar{\sigma}_t^2 \rho^2 + 1)}{\rho^2} \log \left(\frac{\sqrt{t\bar{\sigma}_t^2 \rho^2 + 1}}{\alpha} \right)} + o(t^{1/(q-\delta)-1}).$$

Finally, by the continuous mapping theorem and the assumption $\hat{\sigma}_t^2 - \bar{\sigma}_t^2 = o(1)$, we have with probability at least $(1 - \alpha)$,

$$\forall t \geq 1, \left| \frac{1}{t} \sum_{i=1}^t (Y_i - \mu_i) \right| < \sqrt{\frac{2(t\hat{\sigma}_t^2 \rho^2 + 1)}{\rho^2} \log \left(\frac{\sqrt{t\hat{\sigma}_t^2 \rho^2 + 1}}{\alpha} \right)} + o\left(\sqrt{\frac{\log t}{t}}\right).$$

This completes the proof. \square

C Additional results

C.1 Optimizing Robbins' normal mixture for (t, α)

In Section 2, we presented (2.1) as an approximation to the value of ρ which minimizes the normal mixture boundary in Proposition 1 for a given time t and level α . We will now explain how (2.1) was derived and how an exact minimizer can be computed efficiently. Note that these techniques were applied to the same problem by Howard et al. [18] but we review them here for the sake of completeness.

The exact solution Consider Robbins' normal mixture boundary for a standard Gaussian,

$$\mathcal{M}_t(\alpha) := \sqrt{\frac{2(t\rho^2 + 1)}{t^2 \rho^2} \log \left(\frac{\sqrt{t\rho^2 + 1}}{\alpha} \right)}.$$

Defining $x := \rho^2$ and after some simple algebra, notice that

$$\operatorname{argmin}_{\rho > 0} \mathcal{M}_t(\alpha) = \sqrt{\operatorname{argmin}_{x > 0} f(x)},$$

$$\text{where } f(x) := \frac{tx + 1}{t^2 x} \log \left(\frac{tx + 1}{\alpha^2} \right).$$

Notice that $\lim_{x \rightarrow 0} f(x) = \lim_{x \rightarrow \infty} f(x) = \infty$ and thus if we find that $df/dx = 0$ has exactly one positive solution, we know that it must be the minimizer of f .

To that end, it is straightforward to show that

$$\frac{df}{dx} = -\frac{1}{t^2 x^2} \log\left(\frac{tx+1}{\alpha^2}\right) + \frac{\alpha^2}{tx}.$$

Setting the above to 0, we obtain

$$-\alpha^2 \exp\{\alpha^2 - 1\} = -(tx+1) \exp\{-(tx+1)\}.$$

Notice that if we rewrite $y := -(tx+1)$, we have that $y = W_{-1}(-\alpha^2 \exp\{\alpha^2 - 1\})$ where W_{-1} is the lower branch of the Lambert W function. However, $y = W_{-1}(z)$ only has a solution if $z \geq -e^{-1}$, and thus we require that

$$\alpha^2 \exp\{\alpha^2\} \leq 1,$$

or equivalently, $\alpha \leq \sqrt{\Omega}$ where $\Omega = W_0(1) \approx 0.5671$ and W_0 is the principal branch of the Lambert W function.

In summary, as long as $\alpha \leq \sqrt{\Omega} \approx 0.7531$, we have that

$$\operatorname{argmin}_{\rho > 0} \mathcal{M}_t(\alpha) = \sqrt{\frac{-W_{-1}(-\alpha^2 \exp\{\alpha^2 - 1\}) - 1}{t}}. \quad (\text{C.1})$$

An approximate solution The approximation given in (2.1) is simply the result of a Taylor approximation to the Lambert W function [54],

$$W_{-1}(z) = \log(-z) - \log(-\log(-z)) + o(1). \quad (\text{C.2})$$

Therefore, the approximate solution (2.1) is given by the exact solution (C.1) with $W_{-1}(z)$ replaced by $\log(-z) - \log(-\log(-z))$.

C.2 Time-uniform convergence in probability is equivalent to almost sure convergence

In Theorems 1, 3, and 4, we justified the asymptotic validity of our confidence sequences by showing that the approximation error

$$\varepsilon_t \xrightarrow{a.s.} 0 \quad (\text{C.3})$$

at a particular rate. At first glance, this may seem like a slightly stronger statement than required since we only need the approximation error ε_t to vanish *time-uniformly in probability*:

$$\sup_{k \geq t} |\varepsilon_k| \xrightarrow{p} 0. \quad (\text{C.4})$$

As it turns out, however, (C.3) and (C.4) are equivalent. This is not a new result, but we present a proof here for completeness.

Proposition 4. *Let $(X_n)_{n=1}^\infty$ be a sequence of random variables. Then,*

$$X_n \xrightarrow{a.s.} 0 \iff \sup_{k \geq n} |X_k| \xrightarrow{p} 0.$$

Proof. First, we prove (\implies). By the continuous mapping theorem, $|X_n| \xrightarrow{a.s.} 0$. Therefore,

$$1 = \mathbb{P}\left(\lim_n |X_n| = 0\right) \leq \mathbb{P}\left(\limsup_n |X_n| = 0\right) \leq 1.$$

In other words, $\sup_{k \geq n} |X_k| \xrightarrow{a.s.} 0$, which implies $\sup_{k \geq n} |X_k| \xrightarrow{p} 0$.

Now, consider (\Leftarrow). Suppose for the sake of contradiction that $\mathbb{P}(\lim_n |X_n| = 0) < 1$. Then with some probability $\delta > 0$, we have that $\lim_n |X_n| \neq 0$, meaning there exists some $\epsilon > 0$ such that $|X_k| > \epsilon$ for some $k \geq n$ no matter how large n is. In other words,

$$\begin{aligned} \delta &< \mathbb{P} \left(\lim_{n \rightarrow \infty} \sup_{k \geq n} |X_k| > \epsilon \right) \\ &\leq \mathbb{P} \left(\sup_{k \geq n} |X_k| > \epsilon \right) \quad \text{for any } n \geq 1. \end{aligned}$$

In particular, $\mathbb{P}(\sup_{k \geq n} |X_k| > \epsilon) \rightarrow 0$, which is equivalent to saying $\sup_{k \geq n} |X_k| \xrightarrow{p} 0$, a contradiction. This completes the proof. \square

C.3 Sequential cross-fitting yields confidence sequences for the ATE

In Section 3, we described the procedure for sequential sample-splitting and applied it to doubly-robust estimation of the ATE to obtain the confidence sequences in Theorems 3 and 4. As mentioned in Remark 2 however, the sequential sample-splitting can be improved by swapping samples for training and evaluation (also known as *cross-fitting* [11]). In this section we show that *sequential cross-fitting* yields valid confidence sequences for the ATE under no additional assumptions, thereby recovering the full $t \equiv T + T'$ sample efficiency at time t . We prove this for the observational setting (Section 3.4) but the proof is very similar under experimental conditions.

Lemma 10. *Let $(a_t)_{t=1}^\infty$ be an infinite sequence of real numbers. Suppose $a_t = a + O(r_t)$ for some $a \neq 0$ and vanishing rate $r_t \rightarrow 0$. Then,*

$$\frac{1}{a_t} = \frac{1}{a} + O(r_t).$$

Proof. Writing out the reciprocal of a_t ,

$$\begin{aligned} \frac{1}{a_t} &= \frac{1}{a + O(r_t)} \\ &= \frac{1/a}{1 + (1/a)O(r_t)} \\ &= \frac{1/a}{1 + O(r_t)} \\ &= (1/a) \left(1 - \frac{O(r_t)}{1 + O(r_t)} \right) \\ &= \frac{1}{a} - \frac{O(r_t)}{1/a + O(r_t)}. \end{aligned} \tag{C.5}$$

Notice that since

$$\frac{1}{r_t} \cdot \frac{O(r_t)}{1/a + O(r_t)} = \frac{O(1)}{1/a + O(r_t)} = O(1),$$

we have that

$$\frac{O(r_t)}{1/a + O(r_t)} = O(r_t). \tag{C.6}$$

Combining (C.5) and (C.6) yields the desired result,

$$\frac{1}{a_t} = \frac{1}{a} + O(r_t),$$

completing the proof. \square

Lemma 11. Let $(G_T)_{T=1}^\infty$ and $(G'_{T'})_{T'=1}^\infty$ be independent sequences of iid Gaussian random variables. Let T and T' be defined as in (3.3). Then,

$$\frac{1}{2} \left(\frac{1}{T} \sum_{i=1}^T G_i + \frac{1}{T'} \sum_{i=1}^{T'} G'_i \right) = \frac{1}{t} \left(\sum_{i=1}^T G_i + \sum_{i=1}^{T'} G'_i \right) + O \left(\frac{\log \log t}{t} \right). \quad (\text{C.7})$$

Importantly, the term on the right-hand side is a sample average of iid Gaussians up to a vanishing term of $O(\log \log t/t)$.

Proof. First note that by the law of the iterated logarithm,

$$\frac{T}{t} = \frac{\sum_{i=1}^t \mathbb{1}(Z_i \in \mathcal{D}_\infty^{\text{eval}})}{t} = \frac{1}{2} + O \left(\sqrt{\frac{\log \log t}{t}} \right),$$

and similarly, $T'/t = 1/2 + O(\sqrt{\log \log t/t})$. Applying Lemma 10 to the above, we have

$$\frac{t}{T} = 2 + O \left(\sqrt{\frac{\log \log t}{t}} \right) \quad \text{and} \quad \frac{t}{T'} = 2 + O \left(\sqrt{\frac{\log \log t}{t}} \right). \quad (\text{C.8})$$

Now, writing out the left-hand side of (C.7) and applying (C.8), we have

$$\begin{aligned} \frac{1}{2} \left(\frac{1}{T} \sum_{i=1}^T G_i + \frac{1}{T'} \sum_{i=1}^{T'} G'_i \right) &= \frac{1}{2} \left\{ \left[2 + O \left(\sqrt{\frac{\log \log t}{t}} \right) \right] \frac{1}{t} \left(\sum_{i=1}^T G_i + \sum_{i=1}^{T'} G'_i \right) \right\} \\ &= \frac{1}{t} \left(\sum_{i=1}^T G_i + \sum_{i=1}^{T'} G'_i \right) + O \left(\sqrt{\frac{\log \log t}{t}} \right) \frac{1}{t} \left(\sum_{i=1}^T G_i + \sum_{i=1}^{T'} G'_i \right) \\ &= \frac{1}{t} \left(\sum_{i=1}^T G_i + \sum_{i=1}^{T'} G'_i \right) + O \left(\frac{\log \log t}{t} \right), \end{aligned}$$

where the last equality follows from the law of the iterated logarithm applied to the sample average of t mean-zero Gaussian random variables. This completes the proof. \square

Proposition 5 (Sequential cross-fitting). *Given the same setup as Theorem 4, let $Z_i := (X_i, A_i, Y_i)$, $i \in \{1, \dots, T\}$ denote the observations randomly assigned to $\mathcal{D}_\infty^{\text{eval}}$ while $Z'_i := (X'_i, A'_i, Y'_i)$, $i \in \{1, \dots, T'\}$ denotes the observations assigned to $\mathcal{D}_\infty^{\text{trn}}$. Recall the doubly-robust estimator trained on $\mathcal{D}_\infty^{\text{trn}}$ and evaluated on $\mathcal{D}_\infty^{\text{eval}}$,*

$$\hat{\psi}_t := \frac{1}{T} \sum_{i=1}^T \left[\{ \hat{\mu}_{T'}^1(X_i) - \hat{\mu}_{T'}^0(X_i) \} + \left(\frac{A_i}{\hat{\pi}_{T'}(X_i)} - \frac{1 - A_i}{1 - \pi_{T'}(X_i)} \right) \{ Y_i - \hat{\mu}_{T'}^{A_i}(X_i) \} \right].$$

Analogously define the same estimator trained on $\mathcal{D}_\infty^{\text{eval}}$ and evaluated on $\mathcal{D}_\infty^{\text{trn}}$,

$$\hat{\psi}'_t := \frac{1}{T'} \sum_{i=1}^{T'} \left[\{ \hat{\mu}_T^1(X'_i) - \hat{\mu}_T^0(X'_i) \} + \left(\frac{A'_i}{\hat{\pi}_T(X'_i)} - \frac{1 - A'_i}{1 - \pi_T(X'_i)} \right) \{ Y'_i - \hat{\mu}_T^{A'_i}(X'_i) \} \right].$$

Finally define the cross-fit estimator

$$\hat{\psi}_t^\times := \frac{\hat{\psi}_t + \hat{\psi}'_t}{2}.$$

Then,

$$\hat{\psi}_t^\times \pm \sqrt{\widehat{\text{var}}_t(\hat{f})} \sqrt{\frac{2(t\rho^2 + 1)}{t^2\rho^2} \log \left(\frac{\sqrt{t\rho^2 + 1}}{\alpha} \right)} + o \left(\sqrt{\frac{\log \log t}{t}} \right)$$

forms a $(1 - \alpha)$ -confidence sequence for ψ .

Proof. By Lemma 7, we can write the strong Gaussian approximation to $\hat{\psi}_t^\times - \psi$,

$$\begin{aligned}\hat{\psi}_t^\times - \psi &= \frac{(\hat{\psi}_t - \psi) + (\hat{\psi}_t' - \psi)}{2} \\ &= \frac{\sqrt{\text{var}(f)} (\mathbb{P}_T(G) + \Gamma_T^B + \Gamma_T^{\text{EP}} + r_T + \mathbb{P}_{T'}(G') + \Gamma_{T'}^B + \Gamma_{T'}^{\text{EP}} + r_{T'})}{2},\end{aligned}$$

where $(G_T)_{T=1}^\infty$ and $(G'_{T'})_{T'=1}^\infty$ are two independent sequences of iid standard Gaussians; the remainder terms r_T and $r_{T'}$ are $o(t^{1/q-1})$ if $\mathbb{E}|f(Z)|^q < \infty$ for $q > 2$, and $O(\log t/t)$ if $f(Z)$ has a finite MGF. Furthermore, by Lemmas 4 and 5 we have that

$$\begin{aligned}\hat{\psi}_t^\times - \psi &= \frac{\sqrt{\text{var}(f)}}{2} (\mathbb{P}_T(G) + \mathbb{P}_{T'}(G')) + \\ &\quad O\left(\|\hat{\pi}_t - \pi\| \left\{ \sum_{a=1}^2 \|\hat{\mu}_t^a - \mu^a\| \right\} + \sqrt{\frac{\log \log t}{t}} \sum_{a=1}^2 \|\hat{\mu}_t^a - \mu^a\| + r_T + r_{T'}\right),\end{aligned}$$

and by Lemma 11,

$$\begin{aligned}\hat{\psi}_t^\times - \psi &= \frac{\sqrt{\text{var}(f)}}{t} \sum_{i=1}^t G_i + \\ &\quad O\left(\|\hat{\pi}_t - \pi\| \left\{ \sum_{a=1}^2 \|\hat{\mu}_t^a - \mu^a\| \right\} + \sqrt{\frac{\log \log t}{t}} \sum_{a=1}^2 \|\hat{\mu}_t^a - \mu^a\| + \frac{\log \log t}{t}\right).\end{aligned}$$

Now, if $\mathbb{E}|f(Z)|^q < \infty$ for some $q \geq 4$, then $\sqrt{\widehat{\text{var}}_t(\hat{f})} \xrightarrow{a.s.} \sqrt{\text{var}(f)}$ by Lemma 6. Therefore,

$$\hat{\psi}_t^\times - \psi = \sqrt{\widehat{\text{var}}_t(\hat{f})} \frac{1}{t} \sum_{i=1}^t G_i + r_t,$$

where

$$r_t := O\left(\|\hat{\pi}_t - \pi\| \left\{ \sum_{a=1}^2 \|\hat{\mu}_t^a - \mu^a\| \right\} + \sqrt{\frac{\log \log t}{t}} \sum_{a=1}^2 \|\hat{\mu}_t^a - \mu^a\| \right) + o\left(\sqrt{\frac{\log \log t}{t}}\right).$$

In particular, if $\|\hat{\pi}_t - \pi\| \|\hat{\mu}_t^a - \mu^a\| = o(\sqrt{\log \log t/t})$ and $\|\hat{\mu}_t^a - \mu^a\| = o(1)$ for each $a = 1, 2$, then we can simply apply the proof of Theorem 1 to $\frac{1}{t} \sum_{i=1}^t G_i$ to obtain the desired result,

$$\hat{\psi}_t^\times \pm \sqrt{\widehat{\text{var}}_t(\hat{f})} \sqrt{\frac{2(t\rho^2 + 1)}{t^2\rho^2} \log\left(\frac{\sqrt{t\rho^2 + 1}}{\alpha}\right)} + \varepsilon_t \text{ forms a } (1 - \alpha)\text{-CS for } \psi,$$

which completes the proof. \square

C.4 Unimprovability of doubly-robust confidence sequences

Consider the confidence sequence of Theorem 4,

$$C_t^\mathcal{O} := \left\{ \hat{\psi}_t \pm \underbrace{\sqrt{\widehat{\text{var}}_{T'}(f)}}_{(iii)} \cdot \underbrace{\sqrt{\frac{2(T\rho^2 + 1)}{T^2\rho^2} \log\left(\frac{\sqrt{T\rho^2 + 1}}{\alpha}\right)}}_{(i)} + \underbrace{o\left(\sqrt{\frac{\log \log t}{t}}\right)}_{(ii)} \right\}.$$

A natural question to ask is, ‘can $C_t^\mathcal{O}$ be tightened?’. In a sense, $C_t^\mathcal{O}$ inherits optimality from its three main components: (i) Robbins’ normal mixture width, (ii) the approximation error, and (iii) the estimated standard deviation $\sqrt{\widehat{\text{var}}_{T'}(f)}$ of the influence function f .

(i) Starting with width, we have that in the case of Gaussian data $G_1, G_2, \dots \stackrel{iid}{\sim} \mathcal{N}(\mu, \sigma^2)$, Robbins' normal mixture [15] (Proposition 1) is obtained by first showing that

$$M_t(\mu) := \exp \left\{ \frac{\rho^2 (\sum_{i=1}^t (G_i - \mu))^2}{2(t\rho^2 + 1)} \right\} (t\rho^2 + 1)^{-1/2}$$

is a nonnegative martingale starting at one, and hence by Ville's inequality [29],

$$\mathbb{P}(\exists t \geq 1 : M_t(\mu) \geq 1/\alpha) \leq \alpha.$$

The resulting confidence sequence at each time t is defined as the set of m such that $M_t(m) < 1/\alpha$, which can be computed in closed-form to obtain $C_t^{\mathcal{N}}$ in Proposition 1. Consequently, we have the time-uniform error guarantee,

$$\mathbb{P}(\exists t \geq 1 : \mu \notin C_t^{\mathcal{N}}) = \mathbb{P}(\exists t \geq 1 : M_t(\mu) \geq 1/\alpha) \leq \alpha.$$

This inequality is extremely tight, since Ville's inequality almost holds with equality for nonnegative martingales. Technically, the paths of the martingale need to be continuous for equality to hold, which can only happen in continuous time (such as for a Wiener process). However, any deviation from equality only holds because of this 'overshoot' and in practice, the error probability is almost exactly α . This means that the normal mixture confidence sequence $C_t^{\mathcal{N}}$ cannot be uniformly tightened: any improvement for some times will necessarily result in looser bounds for others. Figure 3 captures this phenomenon and its relation to the tuning parameter $\rho > 0$. For a precise characterization of this optimality for the (sub)-Gaussian case, see Howard et al. [18, Section 3.6].

(ii) The error incurred from almost-surely approximating a sample average $\frac{1}{t} \sum_{i=1}^t f(Z_i)$ of influence functions by Gaussian random variables is a direct consequence of Komlós et al. [27, 28], and is unimprovable without additional assumptions. Further approximation errors result from using $\widehat{\text{var}}(\hat{f})$ to estimate $\text{var}(f)$, where almost-sure law of the iterated logarithm (LIL) rates appear, and are themselves unimprovable.

(iii) Using the approximations mentioned in (ii) permits the use of Robbins' normal mixture confidence sequence in (i). However, a factor of $\sqrt{\widehat{\text{var}}(\hat{f})}$ necessarily appears in front of the width as an estimate of the standard deviation $\sqrt{\text{var}(f)}$ of the efficient influence function f discussed in Section 3.1. Importantly, $\sqrt{\text{var}(f)}$ corresponds to the semiparametric efficiency bound, so that no estimator of ψ can have asymptotic mean squared error smaller than $\text{var}(f(Z))/t$ without imposing additional assumptions [30]. For more information, see Section 3.1 or the references contained therein.