

---

# A Study of Face Obfuscation in ImageNet

---

Kaiyu Yang<sup>1</sup> Jacqueline Yau<sup>2</sup> Li Fei-Fei<sup>2</sup> Jia Deng<sup>1</sup> Olga Russakovsky<sup>1</sup>

## Abstract

Face obfuscation (blurring, mosaicing, etc.) has been shown to be effective for privacy protection; nevertheless, object recognition research typically assumes access to complete, unobfuscated images. In this paper, we explore the effects of face obfuscation on the popular ImageNet challenge visual recognition benchmark. Most categories in the ImageNet challenge are not people categories; however, many incidental people appear in the images, and their privacy is a concern. We first annotate faces in the dataset. Then we demonstrate that face blurring—a typical obfuscation technique—has minimal impact on the accuracy of recognition models. Concretely, we benchmark multiple deep neural networks on face-blurred images and observe that the overall recognition accuracy drops only slightly ( $\leq 0.68\%$ ). Further, we experiment with transfer learning to 4 downstream tasks (object recognition, scene recognition, face attribute classification, and object detection) and show that features learned on face-blurred images are equally transferable. Our work demonstrates the feasibility of privacy-aware visual recognition, improves the highly-used ImageNet challenge benchmark, and suggests an important path for future visual datasets. Data and code are available at <https://github.com/princetonvisualai/imagenet-face-obfuscation>.

## 1. Introduction

Nowadays, visual data is being generated at an unprecedented scale. People share billions of photos daily on social media (Meeker, 2014). There is one security camera for every 4 people in China and the United States (Lin & Purnell, 2019). Moreover, even your home can be watched by smart

devices taking photos (Butler et al., 2015; Dai et al., 2015). Learning from the visual data has led to computer vision applications that promote the common good, e.g., better traffic management (Malhi et al., 2011) and law enforcement (Sajjad et al., 2020). However, it also raises privacy concerns, as images may capture sensitive information such as faces, addresses, and credit cards (Orekondu et al., 2018).

Preventing unauthorized access to sensitive information in private datasets has been extensively studied (Fredrikson et al., 2015; Shokri et al., 2017). However, *are publicly available datasets free of privacy concerns?* Taking the popular ImageNet dataset (Deng et al., 2009) as an example, there are only 3 people categories<sup>1</sup> in the 1000 categories of ImageNet Large Scale Visual Recognition Challenge (ILSVRC) (Russakovsky et al., 2015); nevertheless, the dataset exposes many people co-occurring with other objects in images (Prabhu & Birhane, 2021), e.g., people sitting on chairs, walking dogs, or drinking beer (Fig. 1). It is concerning since ILSVRC is freely available for academic use and is widely used by the research community.

In this paper, we attempt to mitigate ILSVRC’s privacy issues. Specifically, we construct a privacy-enhanced version of ILSVRC and gauge its utility as a benchmark for image classification and as a dataset for transfer learning.

**Face annotation.** As an initial step, we focus on a prominent type of private information—faces. To examine and mitigate their privacy issues, we first annotate faces in ImageNet using automatic face detectors and crowdsourcing. First, we use Amazon Rekognition<sup>2</sup> to detect faces. The results are then refined through crowdsourcing on Amazon Mechanical Turk to obtain accurate face annotations.

We have annotated 1,431,093 images in ILSVRC, resulting in 562,626 faces from 243,198 images (17% of all images have at least one face). Many categories have more than 90% images with faces, even though they are not people categories, e.g., volleyball and military uniform. Our annotations confirm that faces are ubiquitous in ILSVRC and pose a privacy issue. We release the face annotations to facilitate subsequent research in privacy-aware visual recognition on ILSVRC.

<sup>1</sup>Department of Computer Science, Princeton University, Princeton, New Jersey, USA <sup>2</sup>Department of Computer Science, Stanford University, Stanford, California, USA. Correspondence to: Kaiyu Yang <kaiyuy@cs.princeton.edu>, Olga Russakovsky <olgarus@cs.princeton.edu>.

<sup>1</sup>scuba diver, bridegroom, and baseball player

<sup>2</sup><https://aws.amazon.com/rekognition>




Figure 1. Most categories in ImageNet Challenge (Russakovsky et al., 2015) are not people categories. However, the images contain many people co-occurring with the object of interest, posing a potential privacy threat. These are example images from barber chair, husky, beer bottle, volleyball and military uniform.

### Effects of face obfuscation on classification accuracy.

Obfuscating sensitive image areas is widely used for preserving privacy (McPherson et al., 2016). Using our face annotations and a typical obfuscation strategy: blurring (Fig. 1), we construct a face-blurred version of ILSVRC. *What are the effects of using it for image classification?* At first glance, it seems inconsequential—one should still recognize a car even when the people inside have their faces blurred. However, to the best of our knowledge, this has not been thoroughly analyzed. By benchmarking various deep neural networks on original images and face-blurred images, we report insights about the effects of face blurring.

The validation accuracy drops only slightly (0.13%–0.68%) when using face-blurred images to train and evaluate. It is hardly surprising since face blurring could remove information useful for classifying some images. However, the result assures us that we can train privacy-aware visual classifiers on ILSVRC with less than 1% accuracy drop.

Breaking the overall accuracy into individual categories in ILSVRC, we observe that they are impacted by face blurring differently. Some categories incur significantly larger accuracy drop, including categories with a large fraction of blurred area, and categories whose objects are often close to faces, e.g., mask and harmonica.

Our results demonstrate the utility of face-blurred ILSVRC for benchmarking. It enhances privacy with only a marginal accuracy drop. Models trained on it perform competitively with models trained on the original ILSVRC dataset.

**Effects on feature transferability.** Besides a classification benchmark, ILSVRC also serves as pretraining data for transferring to domains where labeled images are scarce (Girshick, 2015; Liu et al., 2015a). So a further question is: *Does face obfuscation hurt the transferability of visual features learned from ILSVRC?*

We investigate this question by pretraining models on the original/blurred images and finetuning on 4 downstream tasks: object recognition on CIFAR-10 (Krizhevsky et al., 2009), scene recognition on SUN (Xiao et al., 2010), object detection on PASCAL VOC (Everingham et al., 2010), and face attribute classification on CelebA (Liu et al., 2015b). They include both classification and spatial localization, as

well as both face-centric and face-agnostic recognition.

In all of the 4 tasks, models pretrained on face-blurred images perform closely with models pretrained on original images. We do not see a statistically significant difference between them, suggesting that visual features learned from face-blurred pretraining are equally transferable. Again, this encourages us to adopt face obfuscation as an additional protection on visual recognition datasets without worrying about detrimental effects on the dataset’s utility.

**Contributions.** Our contributions are twofold. First, we obtain accurate face annotations in ILSVRC, which facilitates subsequent research on privacy protection. We will release the code and the annotations. Second, to the best of our knowledge, we are the first to investigate the effects of privacy-aware face obfuscation on large-scale visual recognition. Through extensive experiments, we demonstrate that training on face-blurred does not significantly compromise accuracy on both image classification and downstream tasks, while providing some privacy protection. Therefore, we advocate for face obfuscation to be included in ImageNet and to become a standard step in future dataset creation efforts.

## 2. Related Work

**Privacy-preserving machine learning (PPML).** Machine learning frequently uses private datasets (Chen et al., 2019b). Research in PPML is concerned with an adversary trying to infer the private data. It can happen to the trained model. For example, *model inversion attack* recovers sensitive attributes (e.g., gender, genotype) of an individual given the model’s output (Fredrikson et al., 2014; 2015; Hamm, 2017; Li et al., 2019; Wu et al., 2019). *Membership inference attack* infers whether an individual was included in training (Shokri et al., 2017; Nasr et al., 2019; Hisamoto et al., 2020). *Training data extraction attack* extracts verbatim training data from the model (Carlini et al., 2019; 2020). For defending against these attacks, *differential privacy* is a general framework (Abadi et al., 2016; Chaudhuri & Monteleoni, 2008; McMahan et al., 2018; Jayaraman & Evans, 2019; Jagielski et al., 2020). It requires the model to behave similarly whether or not an individual is in the training data.

Privacy breaches can also happen during training/inference.

To address hardware/software vulnerabilities, researchers have used *enclaves*—a hardware mechanism for protecting a memory region from unauthorized access—to execute machine learning workloads (Ohrimenko et al., 2016; Tramer & Boneh, 2018). Machine learning service providers can run their models on users’ private data encrypted using *homomorphic encryption* (Gilad-Bachrach et al., 2016; Brutzkus et al., 2019; Juvekar et al., 2018; Bian et al., 2020; Yonetani et al., 2017). It is also possible for multiple data owners to train a model collectively without sharing their private data using federated learning (McMahan et al., 2017; Bonawitz et al., 2017; Li et al., 2020) or secure multi-party computation (Shokri & Shmatikov, 2015; Melis et al., 2019; Hamm et al., 2016; Pathak et al., 2010; Hamm et al., 2016).

There is a fundamental difference between ours and existing works in PPML. Existing works focus on private datasets, whereas we focus on public datasets with private information. ImageNet, like other academic datasets, is publicly available for researchers to use. There is no point preventing an adversary from inferring the data. However, public datasets such as ImageNet can also expose private information about individuals, who may not even be aware of their presence in the data. It is their privacy we are protecting.

**Privacy in visual data.** To mitigate privacy issues with public visual datasets, researchers have attempted to obfuscate private information before publishing the data. Frome et al. (2009) and Uittenbogaard et al. (2019) use blurring and inpainting to obfuscate faces and license plates in Google Street View. nuScenes (Caesar et al., 2020) is an autonomous driving dataset where faces and license plates are detected and then blurred. Similar method is used for the action dataset AViD (Piergiovanni & Ryoo, 2020).

We follow this line of work to blur faces in ImageNet but differ in two critical ways. First, prior works use only automatic methods such as face detectors, whereas we use crowdsourcing to annotate faces. Human annotations are more accurate and thus more useful for following research on privacy preservation in ImageNet. Second, to the best of our knowledge we are the first to thoroughly analyze the effects of face obfuscation on visual recognition.

Private information in images is not limited to faces. Orekondy et al. (2018) constructed Visual Redactions, annotating images with 42 privacy attributes, including faces, license plates, names, addresses, etc. Ideally, we should obfuscate all private information. In practice, that is not feasible, and it may hurt the utility of the dataset if too much information is removed. Obfuscating faces is a reasonable first step, as faces represent a standard and omnipresent type of private information in both ImageNet and other datasets.

**Recovering sensitive information in images.** Face obfuscation does not provide any formal guarantee of privacy.

In certain cases, both humans and machines can infer an individual’s identity from face-blurred images, presumably relying on cues such as height and clothing (Chang et al., 2006; Oh et al., 2016). Researchers have tried to protect sensitive image regions against such attacks, e.g., by perturbing the image adversarially to reduce the performance of a recognizer (Oh et al., 2017; Ren et al., 2018; Sun et al., 2018; Wu et al., 2018; Xiao et al., 2020). However, these methods provide no privacy guarantee either. They only work for certain recognizers and may not work for humans.

Without knowing the attacker’s prior knowledge, any obfuscation is unlikely to guarantee privacy without losing the dataset’s utility. Therefore, we choose simpler methods such as blurring instead of more sophisticated alternatives.

**Visual recognition from degraded data.** Researchers have studied visual recognition in the presence of various image degradation, including blurring (Flusser et al., 2015; Vasiljevic et al., 2016), lens distortions (Pei et al., 2018), and low resolution (Butler et al., 2015; Dai et al., 2015; Ryoo et al., 2016). These undesirable artifacts are due to imperfect sensors rather than privacy concerns. In contrast, we intentionally obfuscate faces for privacy’s sake.

**Ethical issues with datasets.** Datasets are important in machine learning and computer vision. But recently they have been called out for scrutiny (Paullada et al., 2020), especially regarding the presence of people. A prominent issue is imbalanced representation, e.g., underrepresentation of certain demographic groups in data for face recognition (Boulamwini & Gebru, 2018), activity recognition (Zhao et al., 2017), and image captioning (Hendricks et al., 2018).

For ImageNet, researchers have examined issues such as geographic diversity, the category vocabulary, and imbalanced representation (Shankar et al., 2017; Stock & Cisse, 2018; Dulhanty & Wong, 2019; Yang et al., 2020). We focus on an orthogonal issue: the privacy of people in the images. Prabhu & Birhane (2021) also discussed ImageNet’s privacy issues and suggested face obfuscation as one potential solution. Our face annotations enable face obfuscation to be implemented, and our experiments support its effectiveness.

### 3. Annotating Faces in ILSVRC

We annotate faces in ILSVRC (Russakovsky et al., 2015). The annotations localize an important type of sensitive information in ImageNet, making it possible to obfuscate the sensitive areas for privacy protection.

It is challenging to annotate faces accurately, at ImageNet’s scale while under a reasonable budget. Automatic face detectors are fast and cheap but not accurate enough, whereas crowdsourcing is accurate but more expensive. Inspired by prior work (Kuznetsova et al., 2018; Yu et al., 2015),



we devise a two-stage semi-automatic pipeline that brings the best of both worlds. First, we run the face detector by Amazon Rekognition on all images in ILSVRC. The results contain both false positives and false negatives, so we refine them through crowdsourcing on Amazon Mechanical Turk. Workers are given images with detected bounding boxes, and they adjust existing boxes or create new ones to cover all faces. Please see [Appendix A](#) for detail.

**Table 1.** The number of false positives (*FPs*) and false negatives (*FNs*) on validation images from 20 selected categories on which the face detector performs poorly. Each category has 50 images. The *A* columns are numbers after automatic face detection, whereas the *H* columns are human results after crowdsourcing.

Category	#FPs		#FNs	
	A	H	A	H
irish setter	12	3	0	0
gorilla	32	7	0	0
cheetah	3	1	0	0
basset	10	0	0	0
lynx	9	1	0	0
rottweiler	11	4	0	0
sorrel	2	1	0	0
impala	1	0	0	0
bernese mt. dog	20	3	0	0
silky terrier	4	0	0	0
maypole	0	0	7	5
basketball	0	0	7	2
volleyball	0	0	10	5
balance beam	0	0	9	5
unicycle	0	1	6	1
stage	0	0	0	0
torch	2	1	1	1
baseball player	0	0	0	0
military uniform	3	2	2	0
steel drum	1	1	1	0
Average	5.50	1.25	2.15	0.95

**Annotation quality.** To analyze the quality of the face annotations, we select 20 categories on which the face detector is likely to perform poorly. Then we manually check validation images from these categories; the results characterize an upper bound of the overall annotation accuracy.

Concretely, first, we randomly sample 10 categories under the mammal subtree in the ImageNet hierarchy (the first 10 rows in Table 1). Images in these categories contain many false positives (animal faces detected as humans). Second, we take the 10 categories with the greatest number of detected faces (the last 10 rows in Table 1). Images in those categories contain many people and thus are likely to have more false negatives. Each of the selected categories has

**Table 2.** Some categories grouped into supercategories in WordNet (Miller, 1998). For each supercategory, we show the fraction of images with faces. These supercategories have fractions significantly deviating from the average of the entire ILSVRC (17%).

Supercategory	#Categories	#Images	With faces (%)
clothing	49	62,471	58.90
wheeled vehicle	44	57,055	35.30
musical instrument	26	33,779	47.64
bird	59	76,536	1.69
insect	27	35,097	1.81

50 validation images, and two graduate students manually inspected all face annotations on them, including the face detection results and the final crowdsourcing results.

The errors are shown in Table 1. As expected, the first 10 rows (mammals) have some false positives but no false negatives. In contrast, the last 10 rows have very few false positives but some false negatives. Crowdsourcing significantly reduces both error types. This demonstrate that we can obtain high-quality face annotations using the two-stage pipeline, but face detection alone is less accurate. Among the 20 categories, we have on average 1.25 false positives and 0.95 false negatives per 50 images. However, our overall accuracy on the entire ILSVRC is much higher as these categories are selected deliberately to be error-prone.

**Distribution of faces in ILSVRC.** Using our two-stage pipeline, we annotated all 1,431,093 images in ILSVRC. Among them, 243,198 images (17%) contain at least one face. And the total number of faces adds up to 562,626.

Fig. 2 Left shows the fraction of images with faces for different categories. It ranges from 97.5% (bridegroom) to 0.1% (rock beauty, a type of saltwater fish). 106 categories have more than half images annotated with faces. 216 categories have more than 25% images with faces.

Among the 243K images with faces, Fig. 2 Right shows the number of faces per image. 90.1% images contain less than 5. But some of them contain as many as 100 faces (a cap due to Amazon Rekognition). Most of those images capture sports scenes with a crowd of spectators, e.g., images from baseball player or volleyball.

Since ILSVRC categories are in the WordNet (Miller, 1998) hierarchy, we can group them into supercategories in WordNet. Table 2 lists a few common ones that collectively cover 215 categories. For each supercategory, we calculate the fraction of images with faces. Results suggests that supercategories such as clothing and musical instrument frequently co-occur with people, whereas bird and insect seldom do.

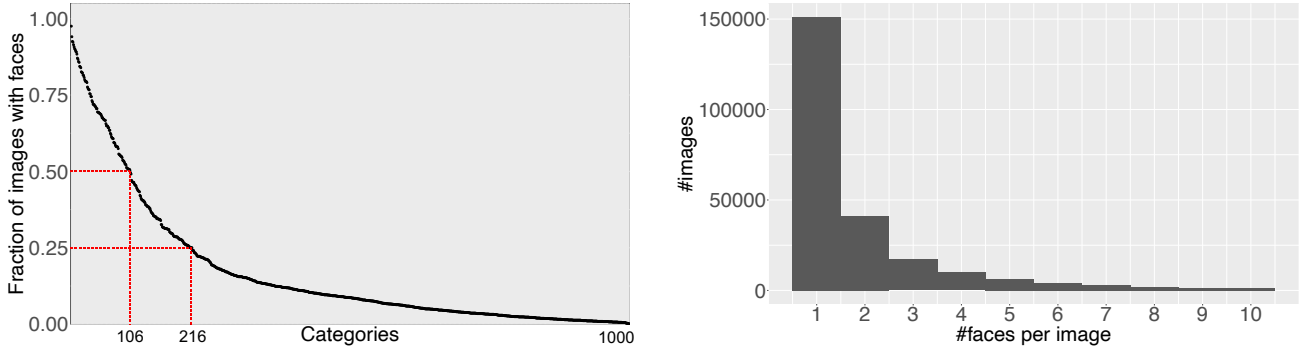


Figure 2. *Left*: The fraction of images with faces for the 1000 ILSVRC categories. 106 categories have more than half images with faces. 216 categories have more than 25%. *Right*: A histogram of the number of faces per image, excluding the 1,187,895 images with no face.

Table 3. Validation accuracies on ILSVRC using original images and face-blurred images. The accuracy drops slightly but consistently when blurred (the  $\Delta$  columns). Each experiment is repeated 3 times; we report the mean accuracy and its standard error (SEM).

Model	Top-1 accuracy (%)			Top-5 accuracy (%)		
	Original	Blurred	$\Delta$	Original	Blurred	$\Delta$
AlexNet (Krizhevsky et al., 2017)	56.04 $\pm$ 0.26	55.83 $\pm$ 0.11	0.21	78.84 $\pm$ 0.12	78.55 $\pm$ 0.07	0.29
SqueezeNet (Iandola et al., 2016)	55.99 $\pm$ 0.18	55.32 $\pm$ 0.04	0.67	78.60 $\pm$ 0.17	78.06 $\pm$ 0.02	0.54
ShuffleNet (Zhang et al., 2018)	64.65 $\pm$ 0.18	64.00 $\pm$ 0.07	0.64	85.93 $\pm$ 0.02	85.46 $\pm$ 0.05	0.47
VGG11 (Simonyan & Zisserman, 2015)	68.91 $\pm$ 0.04	68.21 $\pm$ 0.13	0.70	88.68 $\pm$ 0.03	88.28 $\pm$ 0.05	0.40
VGG13	69.93 $\pm$ 0.06	69.27 $\pm$ 0.10	0.65	89.32 $\pm$ 0.06	88.93 $\pm$ 0.03	0.40
VGG16	71.66 $\pm$ 0.06	70.84 $\pm$ 0.05	0.82	90.46 $\pm$ 0.07	89.90 $\pm$ 0.11	0.56
VGG19	72.36 $\pm$ 0.02	71.54 $\pm$ 0.03	0.83	90.87 $\pm$ 0.05	90.29 $\pm$ 0.01	0.58
MobileNet (Howard et al., 2017)	65.38 $\pm$ 0.18	64.37 $\pm$ 0.20	1.01	86.65 $\pm$ 0.06	85.97 $\pm$ 0.06	0.68
DenseNet121 (Huang et al., 2017)	75.04 $\pm$ 0.06	74.24 $\pm$ 0.06	0.79	92.38 $\pm$ 0.03	91.96 $\pm$ 0.10	0.42
DenseNet201	76.98 $\pm$ 0.02	76.55 $\pm$ 0.04	0.43	93.48 $\pm$ 0.03	93.22 $\pm$ 0.07	0.26
ResNet18 (He et al., 2016)	69.77 $\pm$ 0.17	69.01 $\pm$ 0.17	0.76	89.22 $\pm$ 0.02	88.74 $\pm$ 0.03	0.48
ResNet34	73.08 $\pm$ 0.13	72.31 $\pm$ 0.35	0.78	91.29 $\pm$ 0.01	90.76 $\pm$ 0.13	0.53
ResNet50	75.46 $\pm$ 0.20	75.00 $\pm$ 0.07	0.46	92.49 $\pm$ 0.02	92.36 $\pm$ 0.07	0.13
ResNet101	77.25 $\pm$ 0.07	76.74 $\pm$ 0.09	0.52	93.59 $\pm$ 0.09	93.31 $\pm$ 0.05	0.28
ResNet152	77.85 $\pm$ 0.12	77.28 $\pm$ 0.09	0.57	93.93 $\pm$ 0.04	93.67 $\pm$ 0.01	0.42
Average	70.02	69.37	0.66	89.05	88.63	0.42

#### 4. Effects of Face Obfuscation on Classification Accuracy

Having annotated faces in ILSVRC (Russakovsky et al., 2015), we now investigate how face obfuscation—a widely used technique for privacy preservation (Fan, 2019; Frome et al., 2009)—impacts image classification on ILSVRC.

**Face obfuscation method.** We blur the faces using a variant of Gaussian blurring. It achieves better visual quality by removing the sharp boundaries between blurred and unblurred regions (Fig. 1). Let  $I$  be an image and  $M$  be the mask of face bounding boxes. Applying Gaussian blurring to them gives us  $I_{\text{blurred}}$  and  $M_{\text{blurred}}$ . Then we use  $M_{\text{blurred}}$  as the mask to composite  $I$  and  $I_{\text{blurred}}$ :  $I_{\text{new}} = M_{\text{blurred}} \cdot I_{\text{blurred}} + (1 - M_{\text{blurred}}) \cdot I$ . Due to the use of  $M_{\text{blurred}}$  instead of  $M$ , we avoid sharp boundaries in  $I_{\text{new}}$ . Please see Appendix B for detail. The specific obfuscation method is inconsequential. We report similar

results using overlay instead of blurring in Appendix C.

**Experiment setup and training details.** To study the effects of face blurring on classification, we benchmark various deep neural networks including AlexNet (Krizhevsky et al., 2017), VGG (Simonyan & Zisserman, 2015), SqueezeNet (Iandola et al., 2016), ShuffleNet (Zhang et al., 2018), MobileNet (Howard et al., 2017), ResNet (He et al., 2016), and DenseNet (Huang et al., 2017). Each model is studied in two settings: (1) original images for both training and evaluation; (2) face-blurred images for both.

Different models share a uniform implementation of the training/evaluation pipeline. During training, we randomly sample a  $224 \times 224$  image crop and apply random horizontal flipping. During evaluation, we always take the central crop and do not flip. All models are trained with a batch size of 256, a momentum of 0.9, and a weight decay of  $10^{-4}$ . We train with SGD for 90 epochs, dropping the learning rate

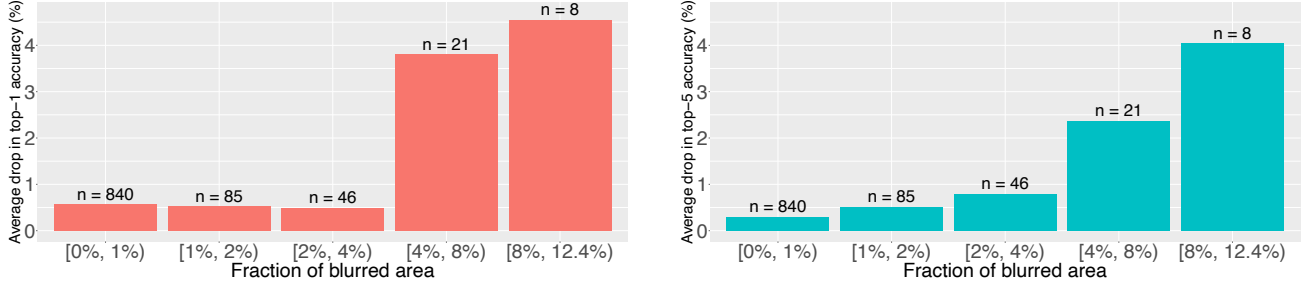


Figure 3. The average drop in category-wise accuracies vs. the fraction of blurred area in images. *Left: Top-1 accuracies. Right: Top-5 accuracies.* The accuracies are averaged across all different model architectures and random seeds.

by a factor of 10 every 30 epochs. The initial learning rate is 0.01 for AlexNet, SqueezeNet, and VGG; 0.1 for other models. We run experiments on machines with 2 CPUs, 16GB memory, and 1–6 Nvidia GTX GPUs.

**Overall accuracy.** Table 3 shows the validation accuracies. Each training instance is replicated 3 times with different random seeds, and we report the mean accuracy and its standard error (SEM). The  $\Delta$  columns are the accuracy drop when using face-blurred images (original minus blurred). We see a small but consistent drop in both top-1 and top-5 accuracies. For example, top-5 accuracies drop 0.13%–0.68%, with an average of only 0.42%.

It is expected to incur a small but consistent drop. On the one hand, face blurring removes information that might be useful for classifying the image. On the other hand, it should leave intact most ILSVRC categories since they are non-human. Though not surprising, our results are encouraging. They assure us that we can train privacy-aware visual classifiers on ImageNet with less than 1% accuracy drop.

**Category-wise accuracies and the fraction of blur.** To gain insights into the effects on individual categories, we break down the accuracy into the 1000 ILSVRC categories. We hypothesize that if a category has a large fraction of blurred area, it will likely incur a large accuracy drop.

To support the hypothesis, we first average the accuracies for each category across different model architectures. Then, we calculate Pearson’s correlation between the accuracy drop and the fraction of blurred area:  $r = 0.28$  for top-1 accuracy and  $r = 0.44$  for top-5 accuracy. The correlation is not strong but is statistically significant, with p-values of  $6.31 \times 10^{-20}$  and  $2.69 \times 10^{-49}$  respectively.

The positive correlation is also evident in Fig. 3. On the x-axis, we divide the blurred fraction into 5 groups from small to large. On the y-axis, we show the average accuracy drop for categories in each group. Using **top-5 accuracy** (Fig. 3 *Right*), the drop increases monotonically from 0.30% to 4.04% when moving from a small blurred fraction (0%–1%) to a larger fraction ( $\geq 8\%$ ).

The pattern becomes less clear in **top-1 accuracy** (Fig. 3

*Left*). The drop stays around 0.5% and begins to increase only when the fraction goes beyond 4%. However, top-1 accuracy is a worse metric than top-5 accuracy (ILSVRC’s official metric), because top-1 accuracy is ill-defined for images with multiple objects. In contrast, top-5 accuracy allows the model to predict 5 categories for each image and succeed as long as one of them matches the ground truth. In addition, top-1 accuracy suffers from confusion between near-identical categories (like `eskimo dog` and `siberian husky`), an artifact we discuss further below.

In summary, our analysis of category-wise accuracies aligns with a simple intuition—if too much area is blurred, models will have difficulty classifying the image.

**Most impacted categories.** Besides the size of the blur, another factor is whether it overlaps with the object of interest. Most categories in ILSVRC are non-human and should have very little overlap with blurred faces. However, there are exceptions. `Mask`, for example, is indeed non-human. But masks are worn on the face; therefore, blurring faces will make masks harder to recognize. Similar categories include `sunglasses`, `harmonica`, etc. Due to their close spatial proximity to faces, the accuracy is likely to drop significantly in the presence of face blurring.

To quantify this intuition, we calculate the overlap between objects and faces. Object bounding boxes are available from the localization task of ILSVRC. Given an object bounding box, we calculate the fraction of area covered by face bounding boxes. The fractions are then averaged across different images in a category.

Results Fig. 4 show that the accuracy drop becomes larger as we move to categories with larger fractions covered by faces. Some notable examples include `mask` (24.84% covered by faces, 8.71% drop in top-5 accuracy), `harmonica` (29.09% covered by faces, 8.93% drop in top-5 accuracy), and `snorkel` (30.51% covered, 6.00% drop). The correlation between the fraction and the drop is  $r = 0.32$  for **top-1 accuracy** and  $r = 0.46$  for **top-5 accuracy**.

Fig. 5 showcases images from `harmonica` and `mask` along with their blurred versions. We use Grad-CAM (Selvaraju et al., 2017) to visualize where the model is looking at

## A Study of Face Obfuscation in ImageNet

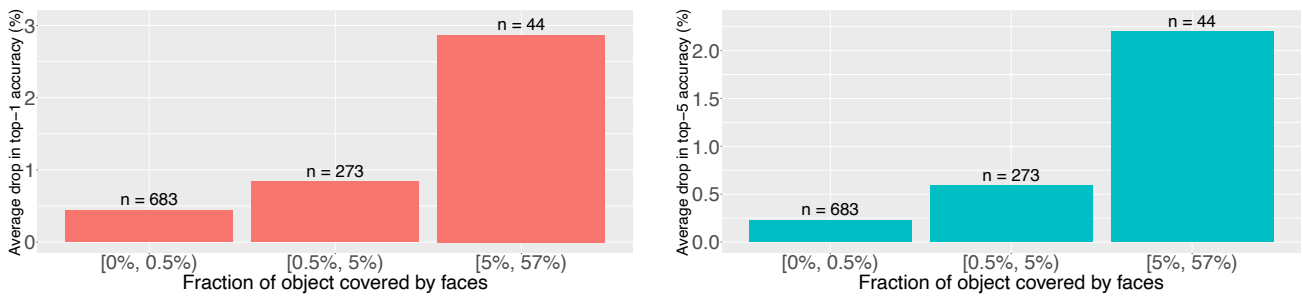


Figure 4. The average drop in category-wise accuracies vs. the fraction of object area covered by faces. *Left: Top-1 accuracies. Right: Top-5 accuracies.* The accuracies are averaged across all different model architectures and random seeds.

when classifying the image. For original images, the model can effectively localize and classify the object of interest. For blurred images, however, the model fails to classify the object; neither does it attend to the correct image region.

In summary, the categories most impacted by face obfuscation are those overlapping with faces, such as *mask* and *harmonica*. These categories have much lower accuracies when using obfuscated images, as obfuscation removes visual cues necessary for recognizing them.




Figure 5. Images from *mask* and *harmonica* with Grad-CAM (Selvaraju et al., 2017) visualizations of where a ResNet152 (He et al., 2016) model looks at. Original images on the left; face-blurred images on the right.




Figure 6. Images from *eskimo dog* and *siberian husky* are very similar. However, *eskimo dog* has a large accuracy drop when using face-blurred images, whereas *siberian husky* has a large accuracy increase.

**Disparate changes for visually similar categories.** Our last observation focuses on categories whose top-1 accu-

racies change drastically. Intriguingly, they come in pairs, consisting of one category with decreasing accuracy and another visually similar category with increasing accuracy. For example, *eskimo dog* and *siberian husky* are visually similar (Fig. 6). When using face-blurred images, *eskimo dog*’s top-1 accuracy drops by 13.69%, whereas *siberian husky*’s increases by 16.35%. It is strange since most images in these two categories do not even contain human faces. More examples are in Table 4.

*Eskimo dog* and *siberian husky* images are so similar that the model faces a seemingly arbitrary choice. We examine the predictions and find that models trained on original images prefer *eskimo dog*, whereas models trained on blurred images prefer *siberian husky*. It is the different preferences over these two competing categories that drive the top-1 accuracies to change in different directions. To further investigate, we include two metrics that are less sensitive to competing categories: top-5 accuracy and average precision. In Table 4, the pairwise pattern evaporates when these metrics. A pair of categories no longer have drastic changes, and the changes do not necessarily go in different directions. The results show that models trained on blurred images are still good at recognizing *eskimo dog*, though *siberian husky* has an even higher score.

## 5. Effects on Feature Transferability

Visual features learned on ImageNet are effective for a wide range of tasks (Girshick, 2015; Liu et al., 2015a). We now investigate the effects of face blurring on feature transferability to downstream tasks. Specifically, we compare models without pretraining, pretrained on original images, and pretrained on blurred images by finetuning on 4 tasks: object recognition, scene recognition, object detection, and face attribute classification. They include both classification and spatial localization, as well as both face-centric and face-agnostic recognition. Details and hyperparameters are in Appendix D.

**Object and scene recognition on CIFAR-10 and SUN.** CIFAR-10 (Krizhevsky et al., 2009) contains images from 10 object categories such as *horse* and *truck*. SUN (Xiao et al., 2010) contains images from 397 scene



Table 4. Pairs of visually similar categories whose top-1 accuracy varies significantly—but in opposite directions. However, the pattern evaporates when using top-5 accuracy or average precision as the evaluation metric.

Category	Top-1 accuracy (%)			Top-5 accuracy (%)			Average precision (%)		
	Original	Blurred	$\Delta$	Original	Blurred	$\Delta$	Original	Blurred	$\Delta$
eskimo dog	<b>50.80</b> $\pm$ 1.11	37.96 $\pm$ 0.41	12.84	<u>95.47</u> $\pm$ 0.38	<u>95.12</u> $\pm$ 0.17	0.31	<u>19.38</u> $\pm$ 0.77	<u>19.91</u> $\pm$ 0.48	- 0.53
siberian husky	46.27 $\pm$ 1.79	<b>63.20</b> $\pm$ 0.76	- 16.93	<u>96.98</u> $\pm$ 0.44	<u>97.24</u> $\pm$ 0.25	-0.27	<u>29.20</u> $\pm$ 0.28	<u>29.62</u> $\pm$ 0.49	- 0.42
projectile	<b>35.56</b> $\pm$ 0.88	21.73 $\pm$ 1.00	13.82	<u>86.18</u> $\pm$ 0.41	<u>85.47</u> $\pm$ 0.38	0.71	<u>23.10</u> $\pm$ 0.37	<u>22.54</u> $\pm$ 0.51	0.56
missile	31.56 $\pm$ 0.71	<b>45.82</b> $\pm$ 0.82	- 14.27	<u>81.51</u> $\pm$ 0.73	<u>81.82</u> $\pm$ 0.38	- 0.31	<u>20.40</u> $\pm$ 0.26	<u>21.12</u> $\pm$ 0.63	- 0.72
tub	<b>35.51</b> $\pm$ 1.46	27.87 $\pm$ 0.58	7.64	<b>79.42</b> $\pm$ 0.60	75.64 $\pm$ 0.45	3.78	<b>19.85</b> $\pm$ 0.43	18.78 $\pm$ 0.23	1.08
bathtub	35.42 $\pm$ 0.99	<b>42.53</b> $\pm$ 0.38	- 7.11	78.93 $\pm$ 0.33	<b>80.80</b> $\pm$ 1.24	- 1.87	<b>27.38</b> $\pm$ 0.76	25.08 $\pm$ 0.58	2.30
american chameleon	<b>62.98</b> $\pm$ 0.35	54.71 $\pm$ 1.21	8.27	<u>96.98</u> $\pm$ 0.49	<u>96.58</u> $\pm$ 0.45	0.40	<u>39.96</u> $\pm$ 0.18	<u>39.29</u> $\pm$ 0.52	0.67
green lizard	42.00 $\pm$ 0.57	<b>45.56</b> $\pm$ 1.24	- 3.56	<b>91.29</b> $\pm$ 0.27	89.69 $\pm$ 0.17	1.60	<u>22.62</u> $\pm$ 0.77	<u>22.41</u> $\pm$ 0.10	0.21

categories such as bedroom and restaurant. Like ImageNet, they are not people-centered but may contain people.

We finetune models to classify images in these two datasets and show the results in Table 5 and Table 6. For both datasets, pretraining helps significantly; models pretrained on face-blurred images perform closely with those pretrained on original images. The results show that visual features learned on face-blurred images have no problem transferring to face-agnostic downstream tasks.

Table 5. Top-1 accuracy on CIFAR-10 (Krizhevsky et al., 2009) of models without pretraining, pretrained on original ILSVRC images, and pretrained on face-blurred images.

Model	No pretraining	Original	Blurred
AlexNet	83.25 $\pm$ 0.15	90.58 $\pm$ 0.01	<b>90.94</b> $\pm$ 0.02
ShuffleNet	92.30 $\pm$ 0.27	<b>95.74</b> $\pm$ 0.03	95.36 $\pm$ 0.06
ResNet18	92.78 $\pm$ 0.13	<u>96.07</u> $\pm$ 0.08	<u>96.06</u> $\pm$ 0.06
ResNet34	90.61 $\pm$ 0.94	<u>96.89</u> $\pm$ 0.12	<u>97.04</u> $\pm$ 0.04

Table 6. Top-1 accuracy on SUN (Xiao et al., 2010).

Model	No pretraining	Original	Blurred
AlexNet	26.23 $\pm$ 0.56	46.25 $\pm$ 0.06	<b>46.50</b> $\pm$ 0.08
ShuffleNet	33.76 $\pm$ 0.71	<b>51.24</b> $\pm$ 0.10	50.44 $\pm$ 0.26
ResNet18	36.94 $\pm$ 4.79	<u>54.99</u> $\pm$ 0.15	<u>55.01</u> $\pm$ 0.07
ResNet34	40.32 $\pm$ 0.37	<u>57.79</u> $\pm$ 0.03	<u>57.91</u> $\pm$ 0.08

**Object detection on PASCAL VOC.** Next, we finetune models for object detection on PASCAL VOC (Everingham et al., 2010). We choose it instead of COCO (Lin et al., 2014) because it is small enough to benefit from pretraining. We finetune a FasterRCNN (Ren et al., 2015) object detector with a ResNet50 backbone pretrained on original/blurred images. The results do not show a significant difference between the two (79.40  $\pm$  0.31 vs. 79.29  $\pm$  0.22 in mAP).

PASCAL VOC includes person as one of its 20 object categories. And one could hypothesize that the model detects people relying on face cues. However, we do not observe a performance drop in face-blurred pretraining, even considering the AP of the person category (84.40  $\pm$  0.14 original

vs. 84.80  $\pm$  0.50 blurred).

**Face attribute classification on CelebA.** But what if the downstream task is entirely about understanding faces? Will face-blurred pretraining fail? We explore this question by classifying face attributes on CelebA (Liu et al., 2015b). Given a headshot, the model predicts multiple face attributes such as smiling and eyeglasses.

CelebA is too large to benefit from pretraining, so we finetune on a subset of 5K images. Table 7 shows the results in mAP. There is a discrepancy between different models, so we add a few more models. But overall, blurred pretraining performs competitively. This is remarkable given that the task relies heavily on faces.

In all of the 4 tasks, pretraining on face-blurred images does not hurt the transferability of the learned feature. It suggests that one could use face-blurred ILSVRC for pretraining without degrading the downstream task, even when the downstream task requires an understanding of faces.

Table 7. mAP of face attribute classification on CelebA (Liu et al., 2015b). A subset of 5K training images were used.

Model	No pretraining	Original	Blurred
AlexNet	41.79 $\pm$ 0.51	<b>55.47</b> $\pm$ 0.67	50.73 $\pm$ 0.78
ShuffleNet	36.49 $\pm$ 0.72	<b>55.63</b> $\pm$ 1.21	52.46 $\pm$ 0.99
ResNet18	45.07 $\pm$ 1.02	<u>51.69</u> $\pm$ 1.88	<u>51.81</u> $\pm$ 1.00
ResNet34	49.44 $\pm$ 2.43	<u>55.63</u> $\pm$ 2.36	<u>56.53</u> $\pm$ 1.88
ResNet50	<u>48.71</u> $\pm$ 1.28	42.81 $\pm$ 0.85	<u>50.93</u> $\pm$ 2.67
VGG11	48.70 $\pm$ 0.30	56.00 $\pm$ 0.73	<b>57.41</b> $\pm$ 0.62
VGG13	47.21 $\pm$ 0.76	<u>58.42</u> $\pm$ 0.56	<u>58.96</u> $\pm$ 0.45
MobileNet	43.76 $\pm$ 0.17	<u>49.44</u> $\pm$ 0.77	<u>49.89</u> $\pm$ 1.32

## 6. Conclusion

We explored how face obfuscation affects recognition accuracy on ILSVRC. We annotated human faces in the dataset and benchmarked deep neural networks on face-blurred images. Experimental results demonstrate face obfuscation offers privacy protection with minimal impact on accuracy.



## Acknowledgements

Thank you to Arvind Narayanan, Sunnie S. Y. Kim, Vikram V. Ramaswamy, Angelina Wang, and Zeyu Wang for detailed feedback, as well as to the Amazon Mechanical Turk workers for the annotations. This work is partially supported by the National Science Foundation under Grant No. 1763642.

# Appendix

## A. Semi-Automatic Face Annotation

We describe our face annotation method in detail. It consists of two stages: face detection followed by crowdsourcing.




Figure A. Face detection results on ILSVRC by Amazon Rekognition. The first row shows correct examples. The second row shows false positives, most of which are animal faces. The third row shows false negatives.

**Stage 1: Automatic face detection.** First, we run the face detection API provided by Amazon Rekognition<sup>3</sup> on all images in ILSVRC, which can be done within one day and \$1500. We also explored services from other vendors but found Rekognition to work the best, especially for small faces and multiple faces in one image (Fig. A Top).

However, face detectors are not perfect. There are false positives and false negatives. Most false positives, as Fig. A Middle shows, are animal faces incorrectly detected as humans. Meanwhile, false negatives are rare; some of them occur under poor lighting or heavy occlusion. For privacy preservation, a small number of false positives are acceptable, but false negatives are undesirable. In that respect, Rekognition hits a suitable trade-off for our purpose.

**Stage 2: Refining faces through crowdsourcing.** After running the face detector, we refine the results through

crowdsourcing on Amazon Mechanical Turk (MTurk). In each task, the worker is given an image with bounding boxes detected by the face detector (Fig. B Left). They adjust existing bounding boxes or create new ones to cover all faces and not-safe-for-work (NSFW) areas. NSFW areas may not necessarily contain private information, but just like faces, they are good candidates for image obfuscation (Prabhu & Birhane, 2021).

For faces, we specifically require the worker to cover the mouth, nose, eyes, forehead, and cheeks. For NSFW areas, we define them to include nudity, sexuality, profanity, etc. However, we do not dictate what constitutes, e.g., nudity, which is deemed to be subjective and culture-dependent. Instead, we encourage workers to follow their best judgment.

The worker has to go over 50 images in each HIT (Human Intelligence Task) to get rewarded. However, most images do not require the worker’s action since the face detections are already fairly accurate. The 50 images include 3 gold standard images for quality control. These images have verified ground truth faces, but we intentionally show incorrect annotations for the workers to fix. The entire HIT resembles an action game. Starting with 2 lives, the worker will lose a life when making a mistake on gold standard images. In that case, they will see the ground truth faces (Fig. B Right) and the remaining lives. If they lose both 2 lives, the game is over, and they have to start from scratch at the first image. We found this strategy to effectively retain workers’ attention and improve annotation quality.

We did not distinguish NSFW areas from faces during crowdsourcing. Still, we conduct a study demonstrating that the final data contains only a tiny number of NSFW annotations compared to faces.

The number of NSFW areas varies significantly across different ILSVRC categories. *Bikini* is likely to contain much more NSFW areas than the average. We examined all 1,300 training images and 50 validation images in *bikini*. We found only 25 images annotated with NSFW areas (1.85%). The average number for the entire ILSVRC is expected to be much smaller. For example, we found 0 NSFW images among the validation images from the categories in Table 1.

## B. Face Blurring Method

As illustrated in Fig. C, we blur human faces using a variant of Gaussian blurring to avoid sharp boundaries between blurred and unblurred regions.

Let  $\mathbb{D} = [0, 1]$  be the range of pixel values;  $I \in \mathbb{D}^{h \times w \times 3}$  is an RGB image with height  $h$  and width  $w$  (Fig. C Middle).

<sup>3</sup><https://aws.amazon.com/rekognition>

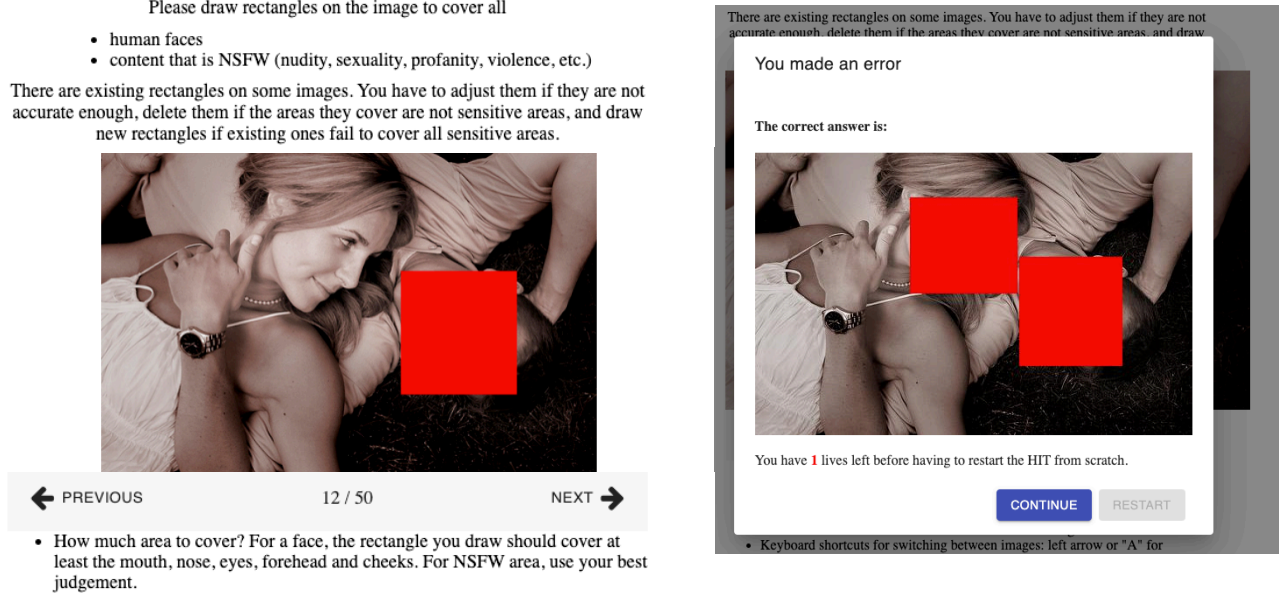


Figure B. The UI for face annotation on Amazon Mechanical Turk. *Left*: The worker is given an image with potentially inaccurate face detections. They correct the results by adjusting existing bounding boxes or creating new ones. Each HIT (Human Intelligence Task) have 50 images, including 3 gold standard images for which we know the ground truth answers. *Right*: The worker loses a life when making a mistake on gold standard images. They will have to start from scratch after losing both 2 lives.

We have  $m$  face bounding boxes annotated on  $I$ :

$$\{(x_0^{(i)}, y_0^{(i)}, x_1^{(i)}, y_1^{(i)})\}_{i=1}^m. \quad (1)$$

First, we enlarge each bounding box to be

$$\left(x_0^{(i)} - \frac{d_i}{10}, y_0^{(i)} - \frac{d_i}{10}, x_1^{(i)} + \frac{d_i}{10}, y_1^{(i)} + \frac{d_i}{10}\right), \quad (2)$$

where  $d_i$  is the length of the diagonal. Out-of-range coordinates are truncated to 0,  $h - 1$ , or  $w - 1$ .

Next, we represent the union of the enlarged bounding boxes as a mask  $M \in \mathbb{D}^{h \times w \times 1}$  with value 1 inside bounding boxes and value 0 outside them (Fig. C Bottom). We apply Gaussian blurring to both  $M$  and  $I$ :

$$M_{blurred} = \text{Gaussian}\left(M, \frac{d_{max}}{10}\right) \quad (3)$$

$$I_{blurred} = \text{Gaussian}\left(I, \frac{d_{max}}{10}\right), \quad (4)$$

where  $d_{max}$  is the maximum diagonal length across all bounding boxes on image  $I$ . Here  $\frac{d_{max}}{10}$  serves as the radius parameter of Gaussian blurring; it depends on  $d_{max}$  so that the largest bounding box can be sufficiently blurred.

Finally, we use  $M_{blurred}$  as the mask to composite  $I$  and  $I_{blurred}$ :

$$I_{new} = M_{blurred} \cdot I_{blurred} + (1 - M_{blurred}) \cdot I. \quad (5)$$

<sup>4</sup>We follow the convention for coordinate system in PIL.

$I_{new}$  is the final face-blurred image. Due to the use of  $M_{blurred}$  instead of  $M$ , we avoid sharp boundaries in  $I_{new}$ .

### C. Alternative Methods for Face Obfuscation

**Original training and obfuscated evaluation.** We use obfuscated images to evaluate models from PyTorch (Paszke et al., 2019)<sup>5</sup> trained on original ILSVRC images. We experiment with 5 different methods for face obfuscation: (1) the blurring method in the last section; (2) overlaying faces using the average color in the ILSVRC training data (a gray shade with RGB value (0.485, 0.456, 0.406), Fig. D for examples); (3–5) overlaying with red/green/blue patches.

Results in top-5 accuracy are in Table A. Not surprisingly, face obfuscation lowers the accuracy, which is due to not only the loss of information but also the mismatch between data distributions in training and evaluation. Nevertheless, all obfuscation methods lead to only a small accuracy drop (0.74%–1.48% on average), and blurring leads to the smallest drop. The reason could be that blurring does not conceal all information in a bounding box compared to overlaying.

**Training and evaluating on obfuscated images.** Following the same experiment setup in Sec. 4, we train and evaluate models using images with faces overlaying using the

<sup>5</sup><https://pytorch.org/docs/stable/torchvision/models.html>

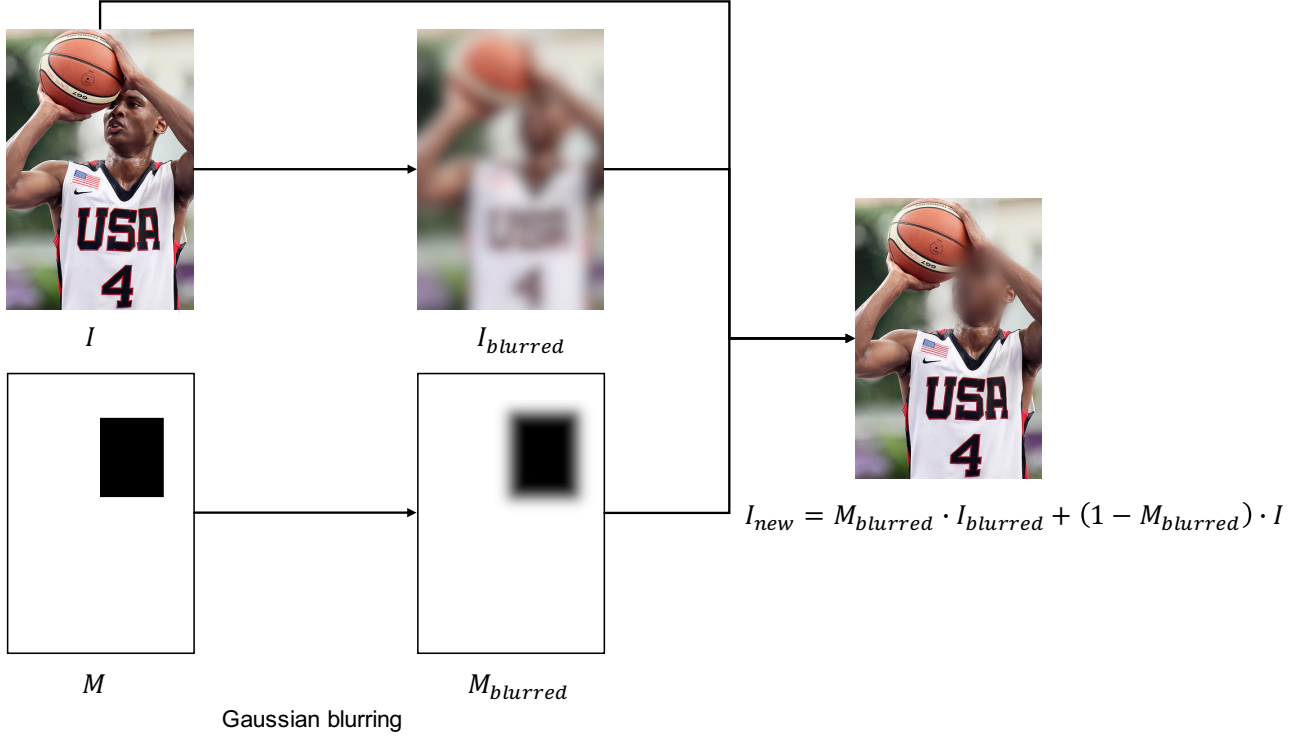


Figure C. The method for face blurring. It avoids sharp boundaries between blurred and unblurred regions.  $I$ : the original image;  $M$ : the mask of enlarged face bounding boxes;  $I_{new}$ : the final face-blurred image.



Figure D. Images overlaid with the average color in the ILSVRC training data.

average color (Fig. D).

Table B shows the overall validation accuracies of overlaying and blurring. The results are similar to Table 3 in the paper: we incur a small but consistent accuracy drop (0.33%–0.97% in top-5 accuracy) when using face-overlaid images. The drop is larger than blurring (an average of 0.69% vs. 0.42% in top-5 accuracy), which is consistent with our previous observation in Table A.

## D. Details of Transfer Learning Experiments

**Image classification on CIFAR-10, SUN, and CelebA.** Object recognition on CIFAR-10 (Krizhevsky et al., 2009), scene recognition on SUN (Xiao et al., 2010), and face attribute classification on CelebA (Liu et al., 2015b) are

all image classification tasks. For any model, we simply replace the output layer and finetune for 90 epochs. Hyperparameters are almost identical to those in Sec. 4, except that the learning rate is tuned individually for each model on validation data. Note that face attribute classification on CelebA is a multi-label classification task, so we apply binary cross-entropy loss to each label independently.

**Object detection on PASCAL VOC.** We adopt a Faster-RCNN (Ren et al., 2015) object detector with a ResNet50 backbone pretrained on original or face-blurred ILSVRC. The detector is finetuned for 10 epochs on the trainval set of PASCAL VOC 2007 and 2012 (Everingham et al., 2010). It is then evaluated on the test set of 2007.

The system is implemented in MMDetection (Chen et al.,



Table A. Top-5 accuracies of models trained on original images but evaluated on images obfuscated using different methods. *Original*: original images for validation; *Mean*: validation images overlayed with the average color in the ILSVRC training data; *Red/Green/Blue*: images overlayed with different colors; *Blurred*: face-blurred images;  $\Delta_b$ : Original minus blurred.

Model	Original	Red	Green	Blue	Mean	Blurred	$\Delta_b$
AlexNet (Krizhevsky et al., 2017)	<b>79.07</b>	76.74	77.12	76.72	77.83	<u>78.23</u>	0.84
GoogLeNet (Szegedy et al., 2015)	<b>89.53</b>	87.90	88.15	87.94	88.30	<u>88.68</u>	0.85
Inception v3 (Szegedy et al., 2016)	<b>88.65</b>	86.74	86.96	86.62	87.19	<u>87.72</u>	0.93
SqueezeNet (Iandola et al., 2016)	<b>80.62</b>	78.64	79.03	78.53	79.35	<u>79.70</u>	0.92
ShuffleNet (Zhang et al., 2018)	<b>88.32</b>	86.58	86.77	86.63	86.95	<u>87.35</u>	0.97
VGG11 (Simonyan & Zisserman, 2015)	<b>88.63</b>	87.11	87.37	87.03	87.55	<u>87.79</u>	0.84
VGG13	<b>89.25</b>	87.89	88.06	87.87	88.24	<u>88.49</u>	0.76
VGG16	<b>90.38</b>	89.05	89.13	88.86	89.26	<u>89.68</u>	0.70
VGG19	<b>90.88</b>	89.39	89.51	89.22	89.73	<u>90.10</u>	0.78
MobileNet (Howard et al., 2017)	<b>90.29</b>	88.89	89.09	88.85	89.15	<u>89.52</u>	0.77
MNASNet (Tan et al., 2019)	<b>91.51</b>	90.02	90.22	90.19	90.43	<u>90.77</u>	0.74
DenseNet121 (Huang et al., 2017)	<b>91.97</b>	90.72	90.79	90.70	90.99	<u>91.26</u>	0.71
DenseNet161	<b>93.56</b>	92.47	92.52	92.34	92.76	<u>92.96</u>	0.60
DenseNet169	<b>92.81</b>	91.64	91.74	91.60	91.85	<u>92.17</u>	0.64
DenseNet201	<b>93.37</b>	92.17	92.28	92.04	92.32	<u>92.68</u>	0.69
ResNet18 (He et al., 2016)	<b>89.08</b>	87.45	87.60	87.46	87.84	<u>88.28</u>	0.80
ResNet34	<b>91.42</b>	89.84	89.99	89.75	90.21	<u>90.65</u>	0.77
ResNet50	<b>92.86</b>	91.69	91.76	91.52	91.81	<u>92.19</u>	0.67
ResNet101	<b>93.55</b>	92.25	92.38	92.26	92.54	<u>92.88</u>	0.67
ResNet152	<b>94.05</b>	92.94	93.04	92.92	93.07	<u>93.43</u>	0.62
ResNeXt50 (Xie et al., 2017)	<b>93.70</b>	92.54	92.64	92.41	92.77	<u>93.03</u>	0.67
ResNeXt101	<b>94.53</b>	93.49	93.45	93.27	93.54	<u>93.94</u>	0.59
Wide ResNet50 (Zagoruyko & Komodakis, 2016)	<b>94.09</b>	92.93	93.04	92.87	93.11	<u>93.44</u>	0.65
Wide ResNet101	<b>94.28</b>	93.17	93.26	93.11	93.41	<u>93.66</u>	0.62
Average	<b>90.68</b>	89.26	89.41	89.20	89.59	<u>89.94</u>	0.74

2019a). We finetune using SGD with a momentum of 0.9, a weight decay of  $10^{-4}$ , a batch size of 2, and a learning rate of  $1.25 \times 10^{-3}$ . The learning rate decreases by a factor of 10 in the last epoch.

## References

- Abadi, M., Chu, A., Goodfellow, I., McMahan, H. B., Mironov, I., Talwar, K., and Zhang, L. Deep learning with differential privacy. In *Conference on Computer and Communications Security*, 2016.
- Bian, S., Wang, T., Hiromoto, M., Shi, Y., and Sato, T. Ense: Efficient secure inference via frequency-domain homomorphic convolution for privacy-preserving visual recognition. In *Conference on Computer Vision and Pattern Recognition*, 2020.
- Bonawitz, K., Ivanov, V., Kreuter, B., Marcedone, A., McMahan, H. B., Patel, S., Ramage, D., Segal, A., and Seth, K. Practical secure aggregation for privacy-preserving machine learning. In *Conference on Computer and Communications Security*, pp. 1175–1191, 2017.
- Brutzkus, A., Gilad-Bachrach, R., and Elisha, O. Low latency privacy preserving inference. In *International Conference on Machine Learning*, pp. 812–821, 2019.
- Buolamwini, J. and Gebru, T. Gender shades: Intersectional accuracy disparities in commercial gender classification. In *Conference on Fairness, Accountability, and Transparency*, pp. 77–91, 2018.
- Butler, D. J., Huang, J., Roesner, F., and Cakmak, M. The privacy-utility tradeoff for remotely teleoperated robots. In *International Conference on Human-Robot Interaction*, 2015.
- Caesar, H., Bankiti, V., Lang, A. H., Vora, S., Liong, V. E., Xu, Q., Krishnan, A., Pan, Y., Baldan, G., and Beijbom, O. nuscenes: A multimodal dataset for autonomous driving. In *Conference on Computer Vision and Pattern Recognition*, pp. 11621–11631, 2020.



Table B. Validation accuracies on ILSVRC using original images, face-blurred images, and face-overlaid images. The accuracy drops slightly but consistently when blurred (the  $\Delta_b$  columns) or overlaid (the  $\Delta_o$  columns), though overlaying leads to larger drop than blurring. Each experiment is repeated 3 times; we report the mean accuracy and its standard error (SEM).

Model	Top-1 accuracy (%)					Top-5 accuracy (%)				
	Original	Blurred	$\Delta_b$	Overlaid	$\Delta_o$	Original	Blurred	$\Delta_b$	Overlaid	$\Delta_o$
AlexNet	<u>56.04</u> $\pm$ 0.26	<u>55.83</u> $\pm$ 0.11	0.21	55.47 $\pm$ 0.24	0.57	<b>78.84</b> $\pm$ 0.12	<u>78.55</u> $\pm$ 0.07	0.29	78.17 $\pm$ 0.19	0.66
SqueezeNet	<b>55.99</b> $\pm$ 0.18	<u>55.32</u> $\pm$ 0.04	0.67	55.04 $\pm$ 0.22	0.95	<b>78.60</b> $\pm$ 0.17	<u>78.06</u> $\pm$ 0.02	0.54	77.63 $\pm$ 0.11	0.97
ShuffleNet	<b>64.65</b> $\pm$ 0.18	<u>64.00</u> $\pm$ 0.07	0.64	63.68 $\pm$ 0.03	0.96	<b>85.93</b> $\pm$ 0.02	<u>85.46</u> $\pm$ 0.05	0.47	85.17 $\pm$ 0.17	0.76
VGG11	<b>68.91</b> $\pm$ 0.04	<u>68.21</u> $\pm$ 0.13	0.72	67.83 $\pm$ 0.16	1.07	<b>88.68</b> $\pm$ 0.03	<u>88.28</u> $\pm$ 0.05	0.40	87.88 $\pm$ 0.04	0.80
VGG13	<b>69.93</b> $\pm$ 0.06	<u>69.27</u> $\pm$ 0.10	0.65	68.75 $\pm$ 0.02	1.18	<b>89.32</b> $\pm$ 0.06	<u>88.93</u> $\pm$ 0.03	0.40	88.54 $\pm$ 0.06	0.79
VGG16	<b>71.66</b> $\pm$ 0.06	<u>70.84</u> $\pm$ 0.05	0.82	70.57 $\pm$ 0.10	1.09	<b>90.46</b> $\pm$ 0.07	<u>89.90</u> $\pm$ 0.11	0.56	89.57 $\pm$ 0.02	0.88
VGG19	<b>72.36</b> $\pm$ 0.02	<u>71.54</u> $\pm$ 0.03	0.83	71.21 $\pm$ 0.15	1.16	<b>90.87</b> $\pm$ 0.05	<u>90.29</u> $\pm$ 0.01	0.58	90.10 $\pm$ 0.05	0.76
MobileNet	<b>65.38</b> $\pm$ 0.18	64.37 $\pm$ 0.20	1.01	<u>64.34</u> $\pm$ 0.16	1.04	<b>86.65</b> $\pm$ 0.06	<u>85.97</u> $\pm$ 0.06	0.68	85.73 $\pm$ 0.07	0.92
DenseNet121	<b>75.04</b> $\pm$ 0.06	<u>74.24</u> $\pm$ 0.06	0.79	74.06 $\pm$ 0.05	0.97	<b>92.38</b> $\pm$ 0.03	<u>91.96</u> $\pm$ 0.10	0.42	91.70 $\pm$ 0.03	0.68
DenseNet201	<b>76.98</b> $\pm$ 0.02	<u>76.55</u> $\pm$ 0.04	0.43	76.06 $\pm$ 0.07	0.93	<b>93.48</b> $\pm$ 0.03	<u>93.22</u> $\pm$ 0.07	0.23	92.86 $\pm$ 0.06	0.61
ResNet18	<b>69.77</b> $\pm$ 0.17	<u>69.01</u> $\pm$ 0.17	0.65	68.94 $\pm$ 0.07	0.83	<b>89.22</b> $\pm$ 0.02	<u>88.74</u> $\pm$ 0.03	0.48	88.67 $\pm$ 0.11	0.56
ResNet34	<b>73.08</b> $\pm$ 0.13	72.31 $\pm$ 0.35	0.78	<u>72.37</u> $\pm$ 0.10	0.71	<b>91.29</b> $\pm$ 0.01	<u>90.76</u> $\pm$ 0.13	0.53	90.70 $\pm$ 0.02	0.59
ResNet50	<b>75.46</b> $\pm$ 0.20	<u>75.00</u> $\pm$ 0.07	0.38	74.92 $\pm$ 0.01	0.55	<b>92.49</b> $\pm$ 0.02	<u>92.36</u> $\pm$ 0.07	0.13	92.15 $\pm$ 0.03	0.33
ResNet101	<b>77.25</b> $\pm$ 0.07	<u>76.74</u> $\pm$ 0.09	0.52	76.68 $\pm$ 0.10	0.58	<b>93.59</b> $\pm$ 0.09	<u>93.31</u> $\pm$ 0.05	0.28	93.11 $\pm$ 0.08	0.48
ResNet152	<b>77.85</b> $\pm$ 0.12	<u>77.28</u> $\pm$ 0.09	0.57	76.98 $\pm$ 0.29	0.88	<b>93.93</b> $\pm$ 0.04	<u>93.67</u> $\pm$ 0.01	0.42	93.34 $\pm$ 0.26	0.59
Average	<b>70.02</b>	<u>69.37</u>	0.66	69.13	0.90	<b>89.05</b>	<u>88.63</u>	0.42	88.36	0.69

Carlini, N., Liu, C., Erlingsson, Ú., Kos, J., and Song, D. The secret sharer: Evaluating and testing unintended memorization in neural networks. In *USENIX Security Symposium*, pp. 267–284, 2019.

Carlini, N., Tramer, F., Wallace, E., Jagielski, M., Herbert-Voss, A., Lee, K., Roberts, A., Brown, T., Song, D., Erlingsson, U., et al. Extracting training data from large language models. *arXiv preprint arXiv:2012.07805*, 2020.

Chang, Y., Yan, R., Chen, D., and Yang, J. People identification with limited labels in privacy-protected video. In *International Conference Multimedia and Expo*, pp. 1005–1008, 2006.

Chaudhuri, K. and Monteleoni, C. Privacy-preserving logistic regression. In *Advances in Neural Information Processing Systems*, 2008.

Chen, K., Wang, J., Pang, J., Cao, Y., Xiong, Y., Li, X., Sun, S., Feng, W., Liu, Z., Xu, J., Zhang, Z., Cheng, D., Zhu, C., Cheng, T., Zhao, Q., Li, B., Lu, X., Zhu, R., Wu, Y., Dai, J., Wang, J., Shi, J., Ouyang, W., Loy, C. C., and Lin, D. MMDetection: Open mmlab detection toolbox and benchmark. *arXiv preprint arXiv:1906.07155*, 2019a.

Chen, M. X., Lee, B. N., Bansal, G., Cao, Y., Zhang, S., Lu, J., Tsay, J., Wang, Y., Dai, A. M., Chen, Z., et al. Gmail smart compose: Real-time assisted writing. In *International Conference on Knowledge Discovery and Data Mining*, pp. 2287–2295, 2019b.

Dai, J., Saghaei, B., Wu, J., Konrad, J., and Ishwar, P. Towards privacy-preserving recognition of human activities. In *International Conference on Image Processing*, 2015.

Deng, J., Dong, W., Socher, R., Li, L.-J., Li, K., and Fei-Fei, L. Imagenet: A large-scale hierarchical image database. In *Conference on Computer Vision and Pattern Recognition*, 2009.

Dulhanty, C. and Wong, A. Auditing imagenet: Towards a model-driven framework for annotating demographic attributes of large-scale image datasets. *arXiv preprint arXiv:1905.01347*, 2019.

Everingham, M., Van Gool, L., Williams, C. K., Winn, J., and Zisserman, A. The pascal visual object classes (voc) challenge. *International Journal of Computer Vision*, 88(2):303–338, 2010.

Fan, L. Practical image obfuscation with provable privacy. In *International Conference Multimedia and Expo*, 2019.

Flusser, J., Farokhi, S., Höschl, C., Suk, T., Zitová, B., and Pedone, M. Recognition of images degraded by gaussian blur. *IEEE Transactions on Image Processing*, 25(2): 790–806, 2015.

Fredrikson, M., Lantz, E., Jha, S., Lin, S., Page, D., and Ristenpart, T. Privacy in pharmacogenetics: An end-to-end case study of personalized warfarin dosing. In *USENIX Security Symposium*, pp. 17–32, 2014.

Fredrikson, M., Jha, S., and Ristenpart, T. Model inversion attacks that exploit confidence information and basic

- countermeasures. In *Conference on Computer and Communications Security*, pp. 1322–1333, 2015.
- Frome, A., Cheung, G., Abdulkader, A., Zennaro, M., Wu, B., Bissacco, A., Adam, H., Neven, H., and Vincent, L. Large-scale privacy protection in google street view. In *International Conference on Computer Vision*, 2009.
- Gilad-Bachrach, R., Dowlin, N., Laine, K., Lauter, K., Naehrig, M., and Wernsing, J. Cryptonets: Applying neural networks to encrypted data with high throughput and accuracy. In *International Conference on Machine Learning*, pp. 201–210, 2016.
- Girshick, R. Fast r-cnn. In *International Conference on Computer Vision*, pp. 1440–1448, 2015.
- Hamm, J. Minimax filter: learning to preserve privacy from inference attacks. *Journal of Machine Learning Research*, 18(1):4704–4734, 2017.
- Hamm, J., Cao, Y., and Belkin, M. Learning privately from multiparty data. In *International Conference on Machine Learning*, pp. 555–563, 2016.
- He, K., Zhang, X., Ren, S., and Sun, J. Deep residual learning for image recognition. In *Conference on Computer Vision and Pattern Recognition*, 2016.
- Hendricks, L. A., Burns, K., Saenko, K., Darrell, T., and Rohrbach, A. Women also snowboard: Overcoming bias in captioning models. In *European Conference on Computer Vision*, pp. 793–811, 2018.
- Hisamoto, S., Post, M., and Duh, K. Membership inference attacks on sequence-to-sequence models: Is my data in your machine translation system? *Transactions of the Association for Computational Linguistics*, 8:49–63, 2020.
- Howard, A. G., Zhu, M., Chen, B., Kalenichenko, D., Wang, W., Weyand, T., Andreetto, M., and Adam, H. Mobilenets: Efficient convolutional neural networks for mobile vision applications. *arXiv preprint arXiv:1704.04861*, 2017.
- Huang, G., Liu, Z., Van Der Maaten, L., and Weinberger, K. Q. Densely connected convolutional networks. In *Conference on Computer Vision and Pattern Recognition*, 2017.
- Iandola, F. N., Han, S., Moskewicz, M. W., Ashraf, K., Dally, W. J., and Keutzer, K. Squeezenet: Alexnet-level accuracy with 50x fewer parameters and 0.5 mb model size. *arXiv preprint arXiv:1602.07360*, 2016.
- Jagielski, M., Ullman, J., and Oprea, A. Auditing differentially private machine learning: How private is private sgd? *Advances in Neural Information Processing Systems*, 33, 2020.
- Jayaraman, B. and Evans, D. Evaluating differentially private machine learning in practice. In *USENIX Security Symposium*, pp. 1895–1912, 2019.
- Juvekar, C., Vaikuntanathan, V., and Chandrakasan, A. {GAZELLE}: A low latency framework for secure neural network inference. In *USENIX Security Symposium*, pp. 1651–1669, 2018.
- Krizhevsky, A., Hinton, G., et al. Learning multiple layers of features from tiny images. 2009.
- Krizhevsky, A., Sutskever, I., and Hinton, G. E. Imagenet classification with deep convolutional neural networks. *Communications of the ACM*, 60(6):84–90, 2017.
- Kuznetsova, A., Rom, H., Alldrin, N., Uijlings, J., Krasin, I., Pont-Tuset, J., Kamali, S., Popov, S., Mallocci, M., Duerig, T., et al. The open images dataset v4: Unified image classification, object detection, and visual relationship detection at scale. *arXiv preprint arXiv:1811.00982*, 2018.
- Li, A., Guo, J., Yang, H., and Chen, Y. Deepobfuscator: Adversarial training framework for privacy-preserving image classification. *arXiv preprint arXiv:1909.04126*, 2019.
- Li, T., Sahu, A. K., Talwalkar, A., and Smith, V. Federated learning: Challenges, methods, and future directions. *IEEE Signal Processing Magazine*, 37(3):50–60, 2020.
- Lin, L. and Purnell, N. A world with a billion cameras watching you is just around the corner, December 2019.
- Lin, T.-Y., Maire, M., Belongie, S., Hays, J., Perona, P., Ramanan, D., Dollár, P., and Zitnick, C. L. Microsoft coco: Common objects in context. In *European Conference on Computer Vision*, 2014.
- Liu, F., Shen, C., and Lin, G. Deep convolutional neural fields for depth estimation from a single image. In *Conference on Computer Vision and Pattern Recognition*, pp. 5162–5170, 2015a.
- Liu, Z., Luo, P., Wang, X., and Tang, X. Deep learning face attributes in the wild. In *International Conference on Computer Vision*, December 2015b.
- Malhi, M. H., Aslam, M. H., Saeed, F., Javed, O., and Fraz, M. Vision based intelligent traffic management system. In *2011 Frontiers of Information Technology*, pp. 137–141, 2011.
- McMahan, B., Moore, E., Ramage, D., Hampson, S., and y Arcas, B. A. Communication-efficient learning of deep networks from decentralized data. In *International Conference on Artificial Intelligence and Statistics*, pp. 1273–1282, 2017.

- McMahan, H. B., Ramage, D., Talwar, K., and Zhang, L. Learning differentially private recurrent language models. In *International Conference on Learning Representations*, 2018.
- McPherson, R., Shokri, R., and Shmatikov, V. Defeating image obfuscation with deep learning. *arXiv preprint arXiv:1609.00408*, 2016.
- Meeker, M. 2014 internet trends, May 2014. URL <https://www.kleinerperkins.com/perspectives/2014-internet-trends/>.
- Melis, L., Song, C., De Cristofaro, E., and Shmatikov, V. Exploiting unintended feature leakage in collaborative learning. In *Symposium on Security and Privacy*, pp. 691–706. IEEE, 2019.
- Miller, G. A. *WordNet: An electronic lexical database*. 1998.
- Nasr, M., Shokri, R., and Houmansadr, A. Comprehensive privacy analysis of deep learning: Passive and active white-box inference attacks against centralized and federated learning. In *Symposium on Security and Privacy*, pp. 739–753. IEEE, 2019.
- Oh, S. J., Benenson, R., Fritz, M., and Schiele, B. Faceless person recognition: Privacy implications in social media. In *European Conference on Computer Vision*, 2016.
- Oh, S. J., Fritz, M., and Schiele, B. Adversarial image perturbation for privacy protection a game theory perspective. In *International Conference on Computer Vision*, 2017.
- Ohrimenko, O., Schuster, F., Fournet, C., Mehta, A., Nowozin, S., Vaswani, K., and Costa, M. Oblivious multi-party machine learning on trusted processors. In *USENIX Security Symposium*, pp. 619–636, 2016.
- Orekondy, T., Fritz, M., and Schiele, B. Connecting pixels to privacy and utility: Automatic redaction of private information in images. In *Conference on Computer Vision and Pattern Recognition*, 2018.
- Paszke, A., Gross, S., Massa, F., Lerer, A., Bradbury, J., Chanan, G., Killeen, T., Lin, Z., Gimelshein, N., Antiga, L., et al. Pytorch: An imperative style, high-performance deep learning library. In *Advances in Neural Information Processing Systems*, 2019.
- Pathak, M. A., Rane, S., and Raj, B. Multiparty differential privacy via aggregation of locally trained classifiers. In *Advances in Neural Information Processing Systems*, pp. 1876–1884, 2010.
- Paullada, A., Raji, I. D., Bender, E. M., Denton, E., and Hanna, A. Data and its (dis) contents: A survey of dataset development and use in machine learning research. *arXiv preprint arXiv:2012.05345*, 2020.
- Pei, Y., Huang, Y., Zou, Q., Zang, H., Zhang, X., and Wang, S. Effects of image degradations to cnn-based image classification. *arXiv preprint arXiv:1810.05552*, 2018.
- Piergiorganni, A. and Ryoo, M. Avid dataset: Anonymized videos from diverse countries. In *Advances in Neural Information Processing Systems*, 2020.
- Prabhu, V. U. and Birhane, A. Large image datasets: A pyrrhic win for computer vision? In *Winter Conference on Applications of Computer Vision*, 2021.
- Ren, S., He, K., Girshick, R., and Sun, J. Faster r-cnn: Towards real-time object detection with region proposal networks. In *Advances in Neural Information Processing Systems*, 2015.
- Ren, Z., Jae Lee, Y., and Ryoo, M. S. Learning to anonymize faces for privacy preserving action detection. In *European Conference on Computer Vision*, 2018.
- Russakovsky, O., Deng, J., Su, H., Krause, J., Satheesh, S., Ma, S., Huang, Z., Karpathy, A., Khosla, A., Bernstein, M., et al. Imagenet large scale visual recognition challenge. *International Journal of Computer Vision*, 115(3): 211–252, 2015.
- Ryoo, M. S., Rothrock, B., Fleming, C., and Yang, H. J. Privacy-preserving human activity recognition from extreme low resolution. *arXiv preprint arXiv:1604.03196*, 2016.
- Sajjad, M., Nasir, M., Muhammad, K., Khan, S., Jan, Z., Sangaiah, A. K., Elhoseny, M., and Baik, S. W. Raspberry pi assisted face recognition framework for enhanced law-enforcement services in smart cities. *Future Generation Computer Systems*, 108:995–1007, 2020.
- Selvaraju, R. R., Cogswell, M., Das, A., Vedantam, R., Parikh, D., and Batra, D. Grad-cam: Visual explanations from deep networks via gradient-based localization. In *International Conference on Computer Vision*, pp. 618–626, 2017.
- Shankar, S., Halpern, Y., Breck, E., Atwood, J., Wilson, J., and Sculley, D. No classification without representation: Assessing geodiversity issues in open data sets for the developing world. *arXiv preprint arXiv:1711.08536*, 2017.
- Shokri, R. and Shmatikov, V. Privacy-preserving deep learning. In *Conference on Computer and Communications Security*, pp. 1310–1321, 2015.

- Shokri, R., Stronati, M., Song, C., and Shmatikov, V. Membership inference attacks against machine learning models. In *Symposium on Security and Privacy*, pp. 3–18, 2017.
- Simonyan, K. and Zisserman, A. Very deep convolutional networks for large-scale image recognition. *International Conference on Learning Representations*, 2015.
- Stock, P. and Cisse, M. Convnets and imagenet beyond accuracy: Understanding mistakes and uncovering biases. In *European Conference on Computer Vision*, 2018.
- Sun, Q., Ma, L., Joon Oh, S., Van Gool, L., Schiele, B., and Fritz, M. Natural and effective obfuscation by head inpainting. In *Conference on Computer Vision and Pattern Recognition*, 2018.
- Szegedy, C., Liu, W., Jia, Y., Sermanet, P., Reed, S., Anguelov, D., Erhan, D., Vanhoucke, V., and Rabinovich, A. Going deeper with convolutions. In *Conference on Computer Vision and Pattern Recognition*, 2015.
- Szegedy, C., Vanhoucke, V., Ioffe, S., Shlens, J., and Wojna, Z. Rethinking the inception architecture for computer vision. In *Conference on Computer Vision and Pattern Recognition*, 2016.
- Tan, M., Chen, B., Pang, R., Vasudevan, V., Sandler, M., Howard, A., and Le, Q. V. Mnasnet: Platform-aware neural architecture search for mobile. In *Conference on Computer Vision and Pattern Recognition*, 2019.
- Tramer, F. and Boneh, D. Slalom: Fast, verifiable and private execution of neural networks in trusted hardware. In *International Conference on Learning Representations*, 2018.
- Uittenbogaard, R., Sebastian, C., Vijverberg, J., Boom, B., Gavrila, D. M., et al. Privacy protection in street-view panoramas using depth and multi-view imagery. In *Conference on Computer Vision and Pattern Recognition*, 2019.
- Vasiljevic, I., Chakrabarti, A., and Shakhnarovich, G. Examining the impact of blur on recognition by convolutional networks. *arXiv preprint arXiv:1611.05760*, 2016.
- Wu, B., Zhao, S., Sun, G., Zhang, X., Su, Z., Zeng, C., and Liu, Z. P3sgd: Patient privacy preserving sgd for regularizing deep cnns in pathological image classification. In *Conference on Computer Vision and Pattern Recognition*, 2019.
- Wu, Z., Wang, Z., Wang, Z., and Jin, H. Towards privacy-preserving visual recognition via adversarial training: A pilot study. In *European Conference on Computer Vision*, 2018.
- Xiao, J., Hays, J., Ehinger, K. A., Oliva, A., and Torralba, A. Sun database: Large-scale scene recognition from abbey to zoo. In *Conference on Computer Vision and Pattern Recognition*, pp. 3485–3492, 2010.
- Xiao, Y., Wang, C., and Gao, X. Evade deep image retrieval by stashing private images in the hash space. In *Conference on Computer Vision and Pattern Recognition*, 2020.
- Xie, S., Girshick, R., Dollár, P., Tu, Z., and He, K. Aggregated residual transformations for deep neural networks. In *Conference on Computer Vision and Pattern Recognition*, 2017.
- Yang, K., Qinami, K., Fei-Fei, L., Deng, J., and Rusakovsky, O. Towards fairer datasets: Filtering and balancing the distribution of the people subtree in the imagenet hierarchy. In *Conference on Fairness, Accountability, and Transparency*, 2020.
- Yonetani, R., Naresh Boddeti, V., Kitani, K. M., and Sato, Y. Privacy-preserving visual learning using doubly permuted homomorphic encryption. In *International Conference on Computer Vision*, 2017.
- Yu, F., Seff, A., Zhang, Y., Song, S., Funkhouser, T., and Xiao, J. Lsun: Construction of a large-scale image dataset using deep learning with humans in the loop. *arXiv preprint arXiv:1506.03365*, 2015.
- Zagoruyko, S. and Komodakis, N. Wide residual networks. *arXiv preprint arXiv:1605.07146*, 2016.
- Zhang, X., Zhou, X., Lin, M., and Sun, J. Shufflenet: An extremely efficient convolutional neural network for mobile devices. In *Conference on Computer Vision and Pattern Recognition*, 2018.
- Zhao, J., Wang, T., Yatskar, M., Ordonez, V., and Chang, K.-W. Men also like shopping: Reducing gender bias amplification using corpus-level constraints. *arXiv preprint arXiv:1707.09457*, 2017.