

Digital Convex + Unimodular Mapping = 8-Connected (All Points but One 4-Connected)

Loïc Crombez

Université Clermont Auvergne and LIMOS

March 9, 2021

Abstract

In two dimensional digital geometry, two lattice points are *4-connected* (resp. *8-connected*) if their Euclidean distance is at most one (resp. $\sqrt{2}$). A set $S \subset \mathbb{Z}^2$ is *4-connected* (resp. *8-connected*) if for all pair of points p_1, p_2 in S there is a path connecting p_1 to p_2 such that every edge consists of a 4-connected (resp. 8-connected) pair of points. The original definition of digital convexity which states that a set $S \subset \mathbb{Z}^d$ is *digital convex* if $\text{conv}(S) \cap \mathbb{Z}^d = S$, where $\text{conv}(S)$ denotes the convex hull of S does not guarantee connectivity. However, multiple algorithms assume connectivity. In this paper, we show that in two dimensional space, any digital convex set S of n points is unimodularly equivalent to a 8-connected digital convex set C . In fact, the resulting digital convex set C is 4-connected except for at most one point which is 8-connected to the rest of the set. The matrix of $SL_2(\mathbb{Z})$ defining the affine isomorphism of \mathbb{Z}^2 between the two unimodularly equivalent lattice polytopes S and C can be computed in roughly $O(n)$ time. We also show that no similar result is possible in higher dimension.

1 Introduction

Digital Geometry studies the geometry of *lattice points*, those are the points with integer coordinates [1]. Convexity, a fundamental concept in continuous geometry [2], is naturally also fundamental in digital geometry. However, unlike in any linear space where convexity is clearly defined, several definitions have been investigated for convexity in digital geometry [3, 4, 5, 6, 7]. Just in two dimensions, we encounter several definitions such as triangle line [3], HV convexity [8], Q convexity [9].

Some of those definitions were created in order to guarantee that under those definitions a convex object is connected (in terms of the induced grid subgraph). No such guarantee is given by the original following definition of digital convexity which is the one that will be used throughout this paper: A

set S of n lattice points is said to be *digital convex* if $\text{conv}(S) \cap \mathbb{Z}^d = S$, where $\text{conv}(S)$ is the convex hull of S . This definition is equivalent to saying that there exist a convex polyhedron P in \mathcal{R}^d such that $P \cap \mathbb{Z}^d = S$. However, this definition of digital convexity provides a lot of mathematical properties such as being preserved under unimodular affine transformations $SL_2(\mathbb{Z})$. These transformations are the lattice preserving mappings that also preserves parallel lines and area [10, 11].

In this paper we prove that any digital convex sets S is unimodularly equivalent to an *almost 4-connected* set C . We say that a set C is *almost 4-connected* if C is 4-connected except for at most one point which is 8-connected to the rest of the set. We also propose an algorithm that computes such a set C in roughly $O(n)$ time.

The demonstration of existence of such a set, and the algorithm are both based on the same technique which consists in mapping a *lattice diameter* [12] of S to a horizontal line. A *lattice diameter* of digital convex set S is the longest string of integer points on any line in the Euclidean space that is contained in $\text{conv}(S)$. The lattice diameter is invariant under the group of unimodular affine transformations $SL_2(\mathbb{Z})$.

The construction consists in computing a lattice diameter d of S , applying an affine isomorphism \mathbb{Z}^2 that maps S to a horizontal line, and finally adjusts through *horizontal shear mapping* in order to obtain an almost 4-connected set. A horizontal shear mapping is a unimodular affine transformation that preserves the y -coordinates. The matrix of defining those transformations are of the form

$$\begin{bmatrix} 1 & k \\ 0 & 1 \end{bmatrix}.$$

Note that in 3 dimension the tetrahedron $((0,0,0), (0,1,0), (1,0,0), (1,1,k))$ has no lattice points in its interior and has a volume of $\frac{k}{6}$. As a consequence, since unimodular affine transformations preserve volume, similar results as the one presented in this paper for unimodular affine transformations are impossible in dimension higher than 2.

2 Unimodularly equivalence to connected set

The purpose of this section is to provide a constructive proof of the following theorem.

Theorem 1. *For any digital convex set S there is a unimodular affine transformations that maps S to an almost 4-connected set C .*

In order to prove theorem 1 we describe a multiple step construction that results in an almost 4-connected set. The steps of this constructions are the following:

- First, we find a lattice diameter d of S . We define k as the number of lattice points located on d .

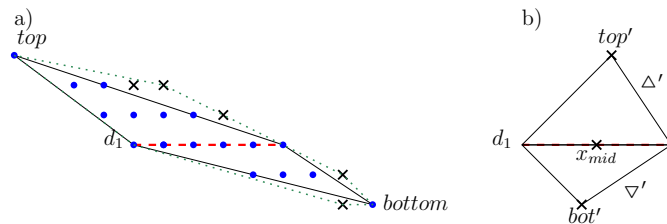


Figure 1: a) The lattice diameter d_1 of S_1 is represented by the dashed red line segment. The subset \diamond that is the union of an upper and lower triangle with the diameter as a common horizontal edge is represented by the blue dots. The set S_1 is the union of the blue dots, and the black crosses. b) Representation of \diamond' after horizontal shearing. x_{mid} is the middle of d_1 the lattice diameter of \diamond . \triangle and ∇ are the triangles on each side of d_1 . The points top' and bot' are the two points with the most extreme y -coordinates.

- We then map S to S_1 using a unimodular affine transformation that maps d to d_1 such that d_1 starts from the point $(0,0)$ and end at the point $(k-1,0)$. Note that d_1 is a lattice diameter of S_1 .
- In Section 2.1 we reduce the problem to the study of a subset $\diamond \in S_1$ such that the convex hull of \diamond is the convex hull of: d_1 , the topmost point in S_1 , and the bottommost point in S_1 . From here on in, for simplicity, we assume that the lattice point $p \in \diamond$ that is the furthest from the line $y = 0$ is the topmost point in S_1 .
- In Section 2.2 we only consider $\triangle \in \diamond$, the subset of lattice points above d_1 . We show that there is a horizontal shear mapping \mathcal{M} (a unimodular affine that does not affect y -coordinates) such that $\mathcal{M}(\triangle)$ is 4-connected, to the exception of one special case that is treated in Section 2.3.
- Section 2.4 focuses $\nabla \in \diamond$, the subset of lattice points below d_1 and show that there is a shear mapping \mathcal{M} such that $\mathcal{M}(\nabla)$ is almost 4-connected.
- Finally, in Section 2.5 we go back to the general case and explain why our construction not only almost 4-connects \diamond , but also S .

2.1 Reduction to a quadrilateral

For simplicity, in most of this proof, we will consider the subset $\diamond \in S_1$ that is the intersection of the lattice grid \mathbb{Z}^2 with the convex hull of: d_1 , top , and $bottom$, where top and $bottom$ are respectively the topmost and bottommost points of S_1 (See Figure 1 a). This reduction is mostly possible thanks to Lemma 2, even though we will have to take additional precautions detailed in Section 2.5 when \diamond is almost 4-connected but not 4-connected.

Lemma 2. *For any digital convex set S_1 such that top (resp. bottom) are one of the topmost (resp. bottommost points) in S_1 , and such that $\diamond \in S_1$ is the intersection of \mathbb{Z}^2 with the convex hull of the horizontal diameter d_1 and the two points top, bottom. For any horizontal shear mapping \mathcal{M} , if $\mathcal{M}(\diamond)$ is 4-connected, then $\mathcal{M}(S_1)$ is also 4-connected.*

Proof. We denote y_t and y_b the y -coordinates of the topmost and bottommost point in \diamond . As \mathcal{M} is a horizontal shear mapping, it preserves y -coordinates, and as \diamond_c is 4-connected, for each integer y_i such that $y_t \geq y_i \geq y_b$ there is a point in \diamond_c whose y -coordinate is equal to y_i . Now, we consider a point $p(x_p, y_p)$ in $S_c \notin \diamond_c$. We have $y_t \geq y_p \geq y_b$, and hence there is a point $p_q \in \diamond_c$ whose y -coordinate is y_p . As S_c is digital convex, all lattice points on the horizontal line segment from p to p_q are in S_c , hence p is 4-connected to \diamond_c . \square

We denote k the number of lattice points in d , the lattice diameter of S_1 , which we mapped to a horizontal line segment d_1 . The leftmost and rightmost lattice points in d_1 are p_0 and p_{k-1} . For simplicity, we choose the coordinates such that p_0 is the origin. Hence the coordinates of p_0 and p_{k-1} are $p_0(0,0)$ and $p_{k-1}(k-1,0)$. For simplicity, from now on, we assume that the y -coordinate of *top* is larger or equal than the absolute value of the y -coordinate of *bottom*. The opposite case being symmetrically equivalent.

2.2 Connecting the top

In this section, we will only consider \triangle , the top part of \diamond , consisting of all the points above d_1 , d_1 included. We denote $x_{mid} = \frac{k-1}{2}$. We now apply to \triangle the horizontal shear mapping \mathcal{M}_h such that all lattice points on d_1 maps to itself and such that $top(x_t, y_t)$ is mapped as close as possible to (x_{mid}, y_t) . The image of top by \mathcal{M}_h is $top'(top'_x, y_t)$. For simplicity we assume that $top'_x \leq x_{mid}$. The case when $top'_x \geq x_{mid}$ is symmetrically equivalent. We define \triangle' as the set to which \mathcal{M}_h maps \triangle (See Figure 1 b). We now assume that \triangle' is not 4-connected and study the possible location of top' .

We know that:

- i $top'_x < 0$ or $top'_x > k-1$. Otherwise \triangle' would be 4-connected since the vertical segment going from top' to d_1 is in \triangle' (See Figure 2 a).
- ii top' cannot be located both left of the line $x = 0$ and above the line $y = k - \frac{k}{k-1}x$. Otherwise the $k+1$ points: $(0,0), (0,1), \dots, (0,k)$ would be in \triangle' and d_1 would not be a lattice diameter of \triangle' (See Figure 2 b).
- iii top' is located above or on the line $y = \frac{k-1}{2} - 2x$. Otherwise there would be a horizontal mapping that maps top closer to the point (x_{mid}, y_t) (See Figure 2 c).
- iv top' is not located both above the line $y = d-1-x$ and below the line $y = -dx$. Otherwise the $k+1$ points: $(k-1,0), (k-2,1), \dots, (0,k-1), (-1,k)$ would be in \triangle' and d_1 would not be a lattice diameter (See Figure 2 d).

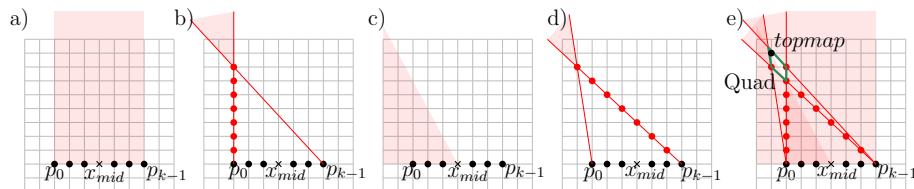


Figure 2: a): top' cannot lie within the red region. Otherwise Δ' is 4-connected. b): top' cannot lie within the red region. Otherwise the red line which contains more lattice point than the diameter would be in Δ' . c): top' cannot lie within the red region. Otherwise there would be a horizontal shear mapping such that top' is closer to x_{mid} than it currently is. d): top' cannot lie within the red region. Otherwise the red line which contains more lattice point than the diameter would be in Δ' . e): Superposition of the four previous figures. There is only one potential location for top' .

Hence, the only possible location for top' is strictly inside the quadrilateral $Quad$ whose vertices are: $(0, k-1), (0, k), (-1, k), (-\frac{k-1}{k-2}, k\frac{k-1}{k-2})$. As $x = -1$ is the only vertical line of integer coordinates intersecting the inside of $Quad$, all lattice points strictly inside $Quad$ are located on the line $x = -1$. The line $x = -1$ intersects the edges of $Quad$ at the points: $(-1, k)$ and $(-1, k + \frac{k}{k-1})$. Since $k \geq 2$, we have $k/(k-1) \leq 2$. Hence there is exactly one lattice point located strictly inside $Quad$: $(-1, k+1)$. (See Figure 2 e).

2.3 Special case study

In this section, we consider the situation where top' is located at $(-1, k+1)$. Notice that in this situation no lattice points can be added to Δ' above d_1 without adding either the point $(-1, k)$ or the point $(0, k)$. Adding either of those points to Δ' is impossible as d_1 would no longer be the lattice diameter (See figure 3 a). This means that at this step, Δ' is not 4-connected if and only if Δ' is equal to the intersection of \mathbb{Z}^2 with the triangle $(0, 0), (k-1, 0), (-1, k+1)$. This also implies that the part of S_1 above d is equal to Δ' .

We also notice that in this situation Δ' is not only not 4-connected, but not even 8-connected. However it is possible to apply to Δ' a vertical shearing that maps d_1 to the line $y = x$. The resulting set that we call a *pompom triangle* is almost 4-connected (See figure 3 b). Note that the pompom triangle is not unimodularly equivalent to any 4-connected set. The pompom triangle for $k = 2$ consisting of only 4 points is the smallest digital convex set that is not unimodularly equivalent to any 4-connected set.

We now consider S' , the image of S after all the mappings previously described in the case where the top part of the set is equal to the not 4-connected pompom triangle. The position of $bottom$ after the mappings is denoted bot' . We consider the potential location of bot' .

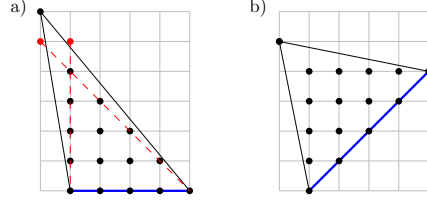


Figure 3: a) The only possible location for top' in which Δ' is not 4-connected. As d_1 (shown in blue) is a lattice diameter neither of the red points can be in Δ' . As adding any points above d would imply adding one of the red points, the set to which S maps does not contain any other points above d than those in Δ' shown here in black. b) Representation of the same set as in a) after the vertical shear mapping making it almost 4-connected

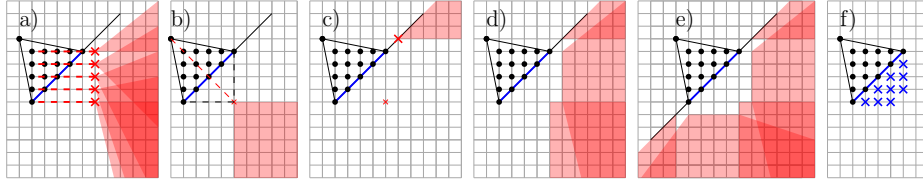


Figure 4: a-e) Visual representation of the different location in which bot' cannot be located when the top part is a pompom triangle. f) The remaining possible location for bot' are all within a position that makes ∇' 4-connected.

- S' cannot contain any of the points $(k, 0), (k, 1), \dots, (k, k - 1)$. Otherwise d_1 would not be a lattice diameter. This defines $k - 1$ cones in which bot' cannot be located (See Figure 4 a).
- S' cannot contain the point $(0, k - 1)$. Otherwise d_1 would not be a lattice diameter. This defines a cone in which bot' cannot be located (See Figure 4 b).
- S' does not contain the point (k, k) . This defines a cone in which bot' cannot be located (See Figure 4 c).
- The same constraints can also be applied using symmetry by reflection on the line $y = k - 1 - x$ (See Figure 4 e).

All those location constraint results in the x -coordinate of bot' being between 0 and $k - 1$, which implies the bottom part of S' located below d is 4-connected, and hence S' is almost 4-connected.

2.4 Connecting the bottom

We now consider the case where Δ' , the top part of the set \diamond' , which is the intersection of \mathbb{Z}^2 with the triangle $p_0(0,0), p_{k-1}(k-1,0), top'(a,b)$ is 4-connected, and we will focus on finding a horizontal shear mapping that almost 4-connects \diamond' .

As we moved top' as close as possible to the middle of p_0p_{k-1} in Section 2.2, we have the following inequality: $|\frac{k-1}{2} - a| \leq \frac{b}{2}$. We also showed that $0 \leq a \leq k-1$.

We say that a point $p(x,y)$ is *directly above* (resp. *directly below*) the line segment $d_1((0,0), (k-1,0))$ if $0 \leq x \leq k-1$ and $y \geq 0$ (resp. $y \leq 0$).

We now consider the possible locations for the bottommost point bot' . If bot' is directly below d_1 , \diamond' is trivially 4-connected, so we only consider the situation where bot' is not directly below d_1 . We forget the assumption made in Section 2.2 about the position of top' relative to x_{mid} . However, we still keep the assumption that states that top' is furthest or equally furthest than $bottom'$ from the line $y = 0$. For simplicity, we assume that $bot'(x_b, y_b)$ is located to the right of d_1 , that is when the x -coordinate of bot' is larger than $k-1$. The situation where bot' is located to the left of d_1 is symmetrically identical. We will not consider it.

As we are not in the pompom case, we know that top' is located directly above d_1 , hence its y -coordinate is at most $k-1$ as otherwise d_1 would not be a lattice diameter.

In order to prove that \diamond' is 4-connected, we will now prove that there is a horizontal shear mapping that maps \diamond' to \diamond'' such that

- top'' remains directly above d_1 , which guarantees the connectivity of Δ''
- The lattice points $p_i(x,y) = bot'' + i\overrightarrow{(-1,1)}$ such that $i > 0, y < 0$ are all within ∇''
- For either $v = \overrightarrow{(-1,0)}$ or $v = \overrightarrow{(0,1)}$, the following is true for all $p_i(x,y)$ such that $i \neq 0, y \neq 0$: $p_i + v \in \diamond$ (See Figure 5 a).

In order for ∇' to contain the lattice points $p_i(x,y)$ located on the diagonal $bot'' + i\overrightarrow{(-1,1)}$ such that $i > 0$ and $y < 0$, $bot'(x_b, y_b)$ has to be located in between the two lines $y = -x$ and $y = k-1-x$. As we know that $x_b > k-x$, and $y_b \leq k-1$, this is equivalent to bot' being located left of the line $y = k-1-x$ (See Figure 5 b).

First, we consider the situation where $bot'(x_b, y_b) = (k+\lambda, y_b)$ is in the region to the right of the line $y = k-1-x$, and we will show that there is an horizontal shear mapping that maps $bottom'$ to the left of the line $y = k-1-x$, and also maps top' directly above d_1 . As $(k,0)$ is not in \diamond' , we know that top' lies below the line supported by $(k,0)$ and bot' , that is the line $y = -\frac{y}{\lambda} + \frac{yk}{\lambda}$. As bot' is a lattice point right of the line $y = k-1-x$, bot' is to the right of, or on, the line $y = k-x$. Hence, $y_b \geq \lambda$. We call m the integer such that $m < \frac{|y_b|}{\lambda} \leq m+1$. The point bot' is located in the wedge above $y = -\frac{1}{m}x + \frac{k}{m}$ and below $y = -\frac{1}{m+1}x + \frac{k}{m+1}$ (See Figure 6). We now apply to \diamond' the horizontal shear mapping that maps

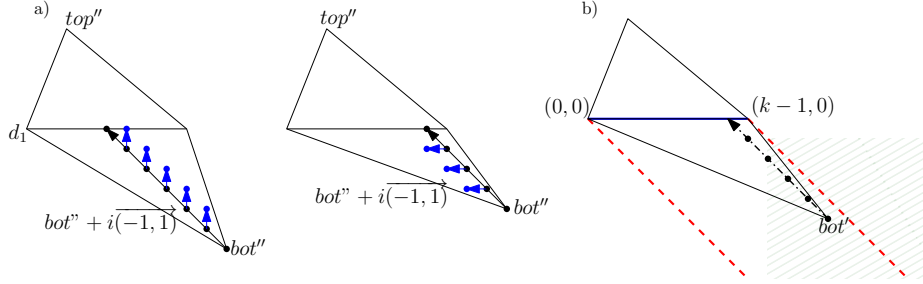


Figure 5: a) The final set \diamond'' that we will obtain always contains the lattice points on the diagonal $bot'' + i(-1, 1)$ shown by the black arrow. \diamond'' will also contain, either the lattice points to the left or above the diagonal, shown in blue here. b) bot' is contained in the green tiled region. As long as bot' is located left of the line $y = k - 1 - x$, ∇' contains the upper left diagonal from bot' , making ∇' 8-connected.

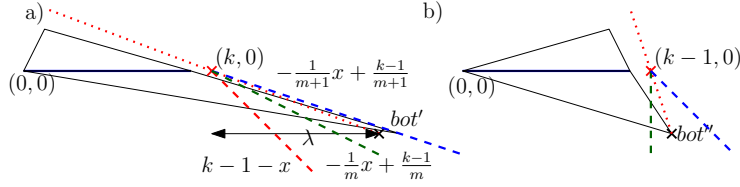


Figure 6: a) bot' is located in between the blue and red dashed lines, and top' is located left to the red dotted line. b) Once the horizontal shear mapping is applied, bot'' is located left to the line $y = k - 1 - x$. As top'' is located left to the red dotted line, top'' is located left to the vertical line $x = k - 1$. Hence Δ'' is 4-connected.

$y = -\frac{1}{m}x + \frac{k}{m}$ to the vertical line $x = k$. This mapping, maps $y = -\frac{1}{m}x + \frac{k}{m}$ to the diagonal line $y = k - x$. Hence, after mapping bot' is now located left of the line $y = k - x$. As top' is located left of the line $y = k - x$, after this mapping top' still strictly lies to the left of the line $x = k$, and hence the triangle $(0, 0), (k - 1, 0)top'$ is still 4-connected.

We will now consider the last case remaining, that is when bot' is located left of, or on, the line $y = k - 1 - x$. To show that, in this situation, ∇' is almost 4-connected we will use two lemmas. Lemma 3 that explicits the location in which ∇' contains the lattice points on the line $bot' + (-2, 1) + i\overrightarrow{(-1, 1)}$ (See, Figure 7 b)), and Lemma 4 that explicits the location in which ∇' contains the lattice points on the line $bot' + (-1, 2) + i\overrightarrow{(-1, 1)}$ (See, Figure 7 a).

Lemma 3. Any triangle $\nabla : (0, 0), (l, 0), p(x, y)$, with $l > 0$, $y < 0$ and $x > l > 1$ is almost 4-connected when: $\frac{-x}{2} \leq y \leq l - x$,

Proof. We first consider the case where the point $p(l-y, y)$ is located on the line $y = l - x$. The right edge of ∇ is supported by the line $y = l - x$, and hence contains a lattice point for each integer y -coordinate the edge crosses. The horizontal width of ∇ at the y -coordinate $y + 1$ is equal to $\frac{l}{y} \geq 1$. Hence both the points $(l - y - 1, y + 1)$ and $(l - y - 2, y + 1)$ are in ∇ and, the width of the triangle increasing with y -coordinate, the same reasoning can be done with the other points on the diagonal $\overrightarrow{p + k(-1, 1)}$.

We now study, how far to the left of the line $y = l - x$ can $p(x, y)$ move, such that ∇ still contains $(x - 1, y + 1)$ and $(x - 2, y + 1)$. We rewrite the coordinates of p in the following manner: $p(l - y - \lambda, y)$. The left edge of the triangle is supported by the line $y = \frac{y}{l - y - \lambda}$. At height $y + 1$ the left edge x -coordinate x_l is equal to: $x_l = \frac{(y+1)(l-y-\lambda)}{y} = l - \lambda - 1 - y + \frac{l-\lambda}{y}$.

As we want, $(l - y - \lambda - 2, y + 1)$ to be inside ∇ , we need

$$\begin{aligned} x_l &\leq l - y - \lambda - 2. \text{ That is} \\ l - \lambda - 1 - y + \frac{l-\lambda}{y} &< l - y - \lambda - 2 \\ \lambda &\leq y + l \end{aligned}$$

As ∇ contains all points on the diagonal $\overrightarrow{p + k(-1, 1)}$, ∇ is almost 4-connected when $0 \leq \lambda \leq y + l$. That means, considering $p(x, y)$, ∇ is connected if $-2y \leq x \leq l - y$. Which is equivalent to $\frac{-x}{2} \leq y \leq l - x$. \square

Lemma 4. *The triangle $\nabla : (0, 0), (l, 0), p(x, y)$, with $l > 0$, $-l < y < 0$ and $x > l > 1$ is almost 4-connected when: $y \leq 2l - 2x$.*

Proof. We first consider the case where the point $p(l, y)$ is located on the line $x = l$. In this situation, it is clear that $(l - 1, y + 2)$ is in ∇ . Now we want to know, how far to the right of the line $x = l$ can $p(x, y)$ be located such that $(x - 1, y + 2)$ is in ∇ . We rewrite the coordinates of p in the following manner: $p(l + \lambda, y)$. The right edge of ∇ is located on the line $y = \frac{y}{\lambda}x - \frac{yl}{\lambda}$. As we want $(x - 1, y + 2)$ in ∇ , we want the right edge to intersect the line $y = l + \lambda - 1$ above $y + 2$. That is

$$\begin{aligned} \frac{y}{\lambda}(l + \lambda - 1) - \frac{yl}{\lambda} &\geq y + 2 \\ \frac{y(\lambda-1)}{\lambda} &\geq y + 2 \\ \lambda &\leq \frac{-y}{2} \end{aligned}$$

That means, considering $p(x, y)$, ∇ is connected when $x \leq l - \frac{y}{2}$. Which is the same as $y \leq 2l - 2x$. \square

We now consider the last surface in which bot' can be located such that ∇' is not almost 4-connected. That is the wedge \mathcal{W} located below $y = -\frac{x}{2}$ and above $y = 2k - 2 - 2x$ (See figure 7 c).

To study the situation where bot' is located inside \mathcal{W} we have to consider multiple possible location for top' . If top' is located below the line $y = k - 1 - x$, then we can apply a horizontal shearing that maps \mathcal{W} to a surface that is directly below d_1 , and maps Δ' to a 4 connected set. If top' is located above the line $y = k - 1 - x$ and above the line $y = x$, then the lattice points inside the triangle $\Delta_{top}(0, 0), (k - 1, 0), (\frac{k-1}{2}, \frac{k-1}{2})$ are in \diamond' , and since $\Delta_{top} + \overrightarrow{k(1, -1)}$

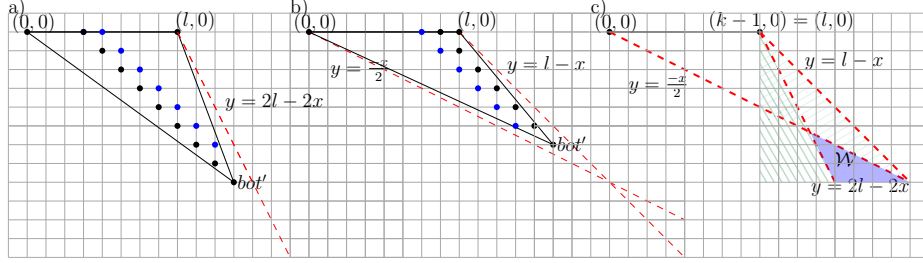


Figure 7: a) If bot' is located left of the dashed red line, then ∇' contains the black diagonal, and the blue one just above it. b) If bot' is located in the top wedge in between the two dashed red line, then ∇' contains the black diagonal, and the blue one just left of it. c) If bot' is located in one of the green tiled surfaces, then ∇' is almost 4-connected. That is not true when bot' is located in the blue wedge \mathcal{W}

covers \mathcal{W} , bot' cannot be located inside \mathcal{W} with d_1 being a lattice diameter. Finally, top' cannot be located below the line $y = x$ as the fact that top' is the furthest point from the line $y = 0$ and that the point $(k, 0)$ is not in \diamond' makes it impossible for top' to be located below the line $y = x$. A more detailed proof of this affirmation is available in appendix E. With \mathcal{W} covered, we now have considered all possibilities for the location of bot' and found in each case a mapping that maps \diamond' to an almost 4-connected set. Furthermore, in the event where \diamond' is not mapped to 4-connected, the point that is not 4-connected to the set is bot'' that image of bot' .

2.5 Back to the general case

We now show how to obtain a mapping that maps S to an almost 4-connected set from the mapping \mathcal{M} we previously described that maps \diamond to \diamond'' , an almost 4-connected set. Using Lemma 2 we can discard the case where \diamond'' is 4-connected, and using the same arguments as in the proof of Lemma 2 we can conclude that the only points that might not be 4-connected in S'' are the one that have the same y -coordinate as bot'' . As bot'' is not 4-connected, it means that bot'' is located right of the line $x = k - 1$, in this situation we showed that \diamond'' contains the lattice point $bot'' + (-1, 1)$. As a consequence, adding a point to the left of bot'' would make S'' 4-connected. Now, if we add the point $p_a = bot'' + (1, 0)$, either p_a is below or on the line $y = k - 1 - x$, and hence S'' contains $p_a + (-1, 1)$, which is the point above bot'' which makes S'' 4-connected, or p_a is located exactly on the line $y = k - x$. As a consequence, since S'' does not contain $(k, 0)$, top'' is located left to the line $y = k - x$ which means we can apply to S'' the horizontal shearing that maps $y = k - x$ to $x = k$ in order to obtain a 4-connected set.

3 Algorithm

In this section we study the algorithmic complexity of finding an almost 4-connected unimodularly equivalent set to a digital convex set S of n points and of diameter r . We propose an algorithm that runs in $O(n+h \log r) = O(n+n^{\frac{1}{3}} \log r)$ time, where h is the number of vertices on the convex hull of S . This algorithm mimics the construction done in section 2, and hence relies on the computation of a lattice diameter of S .

3.1 Computing the lattice diameter

We present here an algorithm to compute a lattice diameter of a digital convex set S in $O(n+h \log r)$ time, or $O(h\sqrt{n}+h \log r)$ when the convex hull of S is known. This algorithm relies on the fact that at least one of the vertices of the convex hull of S is located on a lattice diameter [11, 12]. Hence, we only have to consider vertices of the convex hull to find a lattice diameter. We consider v , a vertex of $\text{conv}(S)$ such that v is on a lattice diameter d of S . We now consider the fan triangulation \mathcal{T} rooted on v of $\text{conv}(S)$. That is the triangulation defined by all the diagonals going from the vertex v to all of the other vertices of $\text{conv}(S)$. There is a triangle t_1 in \mathcal{T} that contains d (See Figure 8 a). The base of t_1 is an edge of $\text{conv}(S)$, and its opposite vertex is v . Hence, in order to find a lattice diameter of S we can test each triangle of each of the h fan triangulations. In each of those triangles $t_1(v_1, v_2, v_3)$, we want to compute a line ℓ such that v_1 is located on ℓ , and ℓ maximizes $|\ell \cap t_1 \cap \mathbb{Z}^2|$. In order to compute such a line, we apply to t_1 a unimodular affine transformation that maps the line supported by v_2v_3 to a horizontal line (See Figure 8 b). The three vertices of t_1 : v_1, v_2 and v_3 are now mapped to $v'_1(x'_1, y'_1)$, $v'_2(0, 0)$ and $v'_3(x'_3, 0)$, the three vertices of t'_1 . For simplicity, we assume that v'_1 is above v'_2 and v'_3 . We now consider any line ℓ that goes through v'_1 and intersects the segment $v'_2v'_3$, more specifically we consider the line segment supported by ℓ that is located inside t'_1 $\ell_s = \ell \cap t'_1$. As we mapped $v'_2v'_3$ to an horizontal line, the number of horizontal lines $y = i, i \in \mathbb{Z}$ intersected by ℓ_s is always equal to the constant number $y'_1 - y'_3 + 1$. As lattice points on a line are evenly separated, and since v'_1 is a lattice point, maximizing the number of lattice points on ℓ_s is equivalent to finding $l_t(x_t, y_t) \neq v'_1$, the top most lattice point in t'_1 . The number of lattice points in t'_1 on the line v'_1l_t is equal to $\left\lfloor \frac{y'_1}{y'_1 - y_t} \right\rfloor + 1$ (See Figure 8 b).

Naively looking for l_t by testing the intersection of all horizontal lines with t'_1 starting from y'_1 to 0 leads to at most $y'_1 + 1$ tests. We now show that $y'_1 \leq 2n$. Indeed, the area of t'_1 is equal to $\frac{(y'_1)x'_3}{2}$, and we now that $x'_3 \geq 1$. Using Pick's formula [13], that states that in a lattice triangle Δ we have the following equality: $A = i + \frac{b}{2} - 1$ where A is the area of Δ , i is the number of lattice points strictly inside Δ and b is the number of lattice points on the edges of Δ , we can deduce that the number of lattice points inside t'_1 $n_t = t'_1 \cap \mathbb{Z}^2$ is at least equal to $\frac{y'_1}{2}$. This means that l_t can be found in $O(n_t)$ time. However, using a lower bound λ on n_d the number of lattice points on a lattice diameter of S , we can

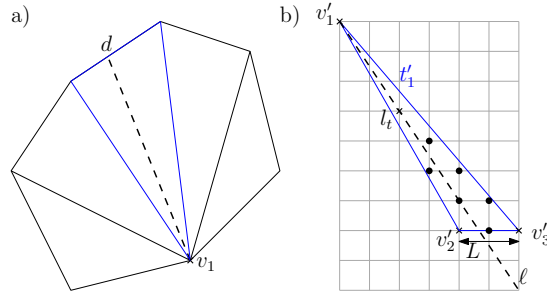


Figure 8: a) The lattice diameter d that goes through v_1 is in one of the triangles of the fan triangulation of S from v_1 . This triangle is shown in blue. b) The triangle is mapped to a triangle where $v_2'v_3'$ is a horizontal line. In this triangle, finding ℓ (the longest digital segment in t_1' going through v_1') is equivalent to finding l_t the topmost lattice point in $t_1' \cap \mathbb{Z}^2 \setminus v_1'$.

stop computation in t_1' before finding l_t after $\frac{y_1'}{\lambda-1}$ steps. Indeed, any below that would be too far from v_1' to result in a lattice diameter of S as the segment would contain less than $\frac{y_1'}{\lambda-1} + 1 = \lambda$ lattice points. We use a very rough lower bound to n_d that can be directly deduced from the construction we made in order to prove Theorem 1 by fattening the bounding box of \diamond'' by n_d both to the left and to the right. The resulting bound is the following: $\frac{1}{8}\sqrt{n} \leq n_d$.

We now consider the total number of operations needed to compute a lattice diameter of S . For a given vertex v of $\text{conv}(S)$, we denote $(n_1, n_2, \dots, n_i, \dots, n_h)$ the number of lattice points inside each of the h triangles of the fan triangulation rooted on v . As v is in all the h triangles, and any other lattice point can only be in at most 2 triangles, $\sum_i n_i \leq 2n + h \leq 3n$. In addition to the computation of all the h unimodular affine transformations required in order to map the edges of $\text{conv}(S)$ to horizontal lines, computing a potential lattice diameter that goes through a given vertex v takes at most, $\sum_i \frac{2n_i}{\frac{1}{8}\sqrt{n} - 1} \leq \frac{6n}{\frac{1}{8}\sqrt{n} - 1} = O(\sqrt{n})$ time. Repeating this process for all the h vertices of $\text{conv}(S)$ takes at most $O(h\sqrt{n})$ time. Now, adding to this the computing time required to compute the h unimodular affine transformations that map each edge of $\text{conv}(S)$ to a horizontal line, we obtain a time complexity of $O(h\sqrt{n} + h \log r)$ to compute the lattice diameter of S , given its convex hull.

Computing the convex hull of a digital convex set can be done in linear time using the quickhull algorithm [14], and since there is at most $O(n^{1/3})$ vertices on $\text{conv}(S)$ [15, 16] the total time complexity of the algorithm in order to compute a lattice diameter of a digital convex set is $O(n + h \log r) = O(n + n^{\frac{1}{3}} \log r)$.

3.2 Computing a unimodularly equivalent almost 4-connected set

Once the lattice diameter computed, the computation of an affine isomorphism of \mathbb{Z}^2 resulting in an almost 4-connected set requires:

- The computation of the affine isomorphism mapping d to a horizontal line in $O(\log r)$ time, where r is the diameter of S .
- Applying the mapping to $\text{conv}(S)$ in $O(h)$ time.
- Computing \diamond in $O(h)$ time.
- Computing the horizontal shear mapping positioning the topmost point in $O(1)$ time.
- Computing a horizontal shear mapping from the positions of the top most and bottom most points in order to make \diamond' 4-connected in $O(1)$ time.
- applying all the mappings to $\text{conv}(S)$ in $O(h)$ time.
- Eventually computing one last shear mapping in the event where S does not map to an almost 4-connected set in $O(h)$.

Hence, the total time complexity sums to $O(n)$. Adding the time complexity of the lattice diameter algorithm results to a time complexity of $O(n + h \log r)$ time in order to compute a unimodularly equivalent almost 4-connected set.

4 Perspective

In this paper, in 2 dimension, we proved for every digital convex set the existence of a unimodularly equivalent almost 4-connected set. While it is proven that an infinite amount of digital convex sets cannot be mapped to unimodularly equivalent 4-connected sets, the algorithm proposed in this paper does not ensure to provide a 4-connected unimodularly equivalent set when such a set exists.

References

- [1] Reinhard Klette and Azriel Rosenfeld. *Digital geometry: Geometric methods for digital picture analysis*. Elsevier, 2004.
- [2] Christian Ronse. A bibliography on digital and computational convexity (1961-1988). *IEEE Transactions on Pattern Analysis and Machine Intelligence*, 11(2):181–190, February 1989.
- [3] Chul E. Kim and Azriel Rosenfeld. Digital straight lines and convexity of digital regions. *IEEE Transactions on Pattern Analysis and Machine Intelligence*, 4(2):149–153, 1982.

- [4] Chul E. Kim and Azriel Rosenfeld. Convex digital solids. *IEEE Trans. Pattern Anal. Mach. Intell.*, 4(6):612–618, 1982.
- [5] Jean-Marc Chassery. Discrete convexity: Definition, parametrization, and compatibility with continuous convexity. *Computer Vision, Graphics, and Image Processing*, 21(3):326 – 344, 1983.
- [6] Kazuo Kishimoto. Characterizing digital convexity and straightness in terms of length and total absolute curvature. *Computer Vision and Image Understanding*, 63(2):326 – 333, 1996.
- [7] Bidyut Baran Chaudhuri and Azriel Rosenfeld. On the computation of the digital convex hull and circular hull of a digital region. *Pattern Recognition*, 31(12):2007 – 2016, 1998.
- [8] Elena Barcucci, Alberto Del Lungo, Maurice Nivat, and Renzo Pinzani. Reconstructing convex polyominoes from horizontal and vertical projections. *Theoretical Computer Science*, 155(2):321–347, 1996.
- [9] Alain Daurat. Salient points of q-convex sets. *International Journal of Pattern Recognition and Artificial Intelligence*, 15(7):1023–1030, 2001.
- [10] Christian Haase, Benjamin Nill, and Andreas Paffenholz. Lecture notes on lattice polytopes. *Fall School on Polyhedral Combinatorics*, 2012.
- [11] Imre Bárány and János Pach. On the number of convex lattice polygons. *Combinatorics, Probability and Computing*, 1(4):295–302, 1992.
- [12] Imre Bárány and Zoltán Füredi. On the lattice diameter of a convex polygon. *Discrete Mathematics*, 241(1):41 – 50, 2001.
- [13] Georg Pick. Geometrisches zur zahlenlehre. *Sitzungsberichte des Deutschen Naturwissenschaftlich-Medicinischen Vereines für Böhmen "Lotos" in Prag.*, v.47-48 1899-1900, 1899.
- [14] Loïc Crombez, Guilherme D da Fonseca, and Yan Gérard. Efficient algorithms to test digital convexity. In *International Conference on Discrete Geometry for Computer Imagery*, pages 409–419. Springer, 2019.
- [15] Joviša Žunić. Notes on optimal convex lattice polygons. *Bulletin of the London Mathematical Society*, 30(4):377–385, 1998.
- [16] Imre Bárány. Extremal problems for convex lattice polytopes: a survey. *Contemporary Mathematics*, 453:87–104, 2008.

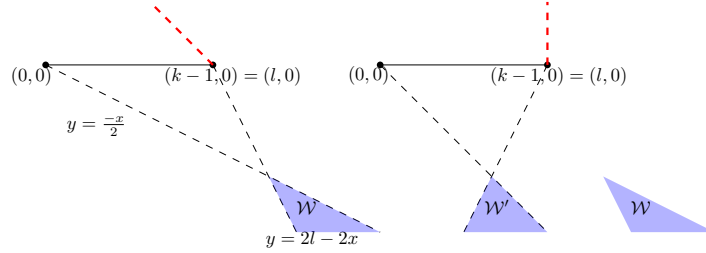


Figure 9: top' being below the red dashed line, we can apply a horizontal shear mapping to \diamond such that the wedge \mathcal{W} maps entirely directly below the lattice diameter d_1 . This makes \diamond 4-connected.

E Study of the case where bot' is located in the wedge \mathcal{W}

Here, we consider what happens when bot' is located in the wedge \mathcal{W} defined by the surface below $y = -\frac{x}{2}$ and above $y = 2k - 2 - 2x$. We consider 3 possible location for top' .

- below or on the line $y = k - 1 - x$
- above or on both lines $y = k - 1 - x$ and $y = x$
- strictly below the line $y = x$

Case 1: top' located below $y = k - 1 - x$

In this situation the horizontal shear mapping that transforms $y = k - 1 - x$ to the line $y = k - 1$ moves bot' directly below d while top' remains directly above d . After this shear mapping, the set is hence 4-connected (See Figure 9).

Case 2: top' located above or on $y = k - 1 - x$ and $y = x$

In this situation, all the lattice points inside the triangle $\Delta_{top}(0,0), (k-1,0), (\frac{k-1}{2}, \frac{k-1}{2})$ are part of \diamond' (See Figure 10 a). Since \diamond' is digitally convex, for any points p_i in $\Delta_{top} \cap \mathbb{Z}^2$, the point $p_i + \overrightarrow{(1,-1)}$ cannot be in \diamond' , else d would no longer a lattice diameter (See Figure 10 b). As a consequence, bot' cannot be located in the triangle $\nabla'(k, -k), (2k-1, -k), (\frac{3k-1}{2}, \frac{-k-1}{2})$.

This leaves a triangle in which bot' can still be located. This triangle is; above the line $y = x - 2k$, above the line $y = 2k - 2 - x$ and below the line $y = -\frac{x}{2}$. We will now show that there is no lattice point located inside this triangle, and that hence bot' cannot be located inside it. The three vertices of the triangle are: $(\frac{4k-4}{3}, \frac{-2k+2}{3}), (\frac{4k}{3}, \frac{-2k}{3}), (\frac{4k-2}{3}, \frac{-2k-2}{3})$. We consider all the lattice points inside the square $x, y \in]\frac{4k-4}{3}, \frac{4k}{3}[\times]\frac{-2k-2}{3}, \frac{-2k+2}{3}[$ [There can only be three lattice points inside this square depending on the value of $k \pmod{3}$.

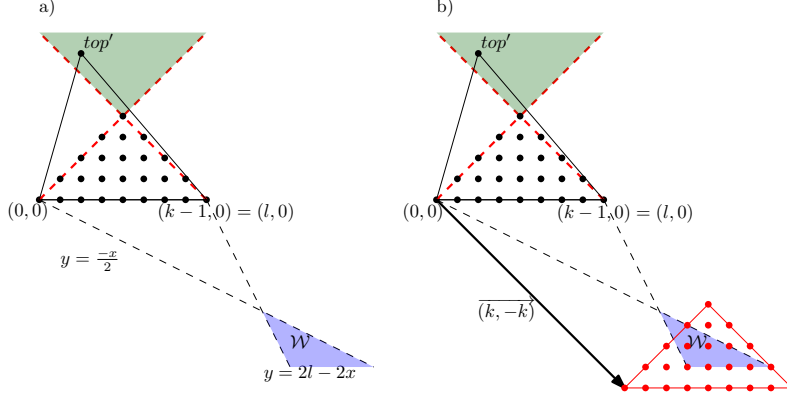


Figure 10: a) top' being located in the green wedge, all the black lattice points are in Δ' . b) The lattice diameter of \diamond containing only k points, none of the red points can be located in ∇' .

Those points are: $(\frac{4k-3}{3}, \frac{-2k}{3})$ which is located on the line $y = 2k - 2 - 2x$, $(\frac{4k-2}{3}, \frac{-2k+1}{3})$ which is located on the line $y = \frac{-x}{2}$, and $(\frac{4k-1}{3}, \frac{-2k-1}{3})$ which is located on the line $y = x - 2k$. This means, that if top' is located above or on the lines $y = x$ and $y = k - 1 - x$, then bot' cannot be located inside the wedge \mathcal{W} .

Case 3: top' located strictly below $y = x$

We now show, that top' cannot lie to the right of the line $y = x$. For simplicity, we denote $l = k - 1$. The intersection point of the two lines defining the wedge \mathcal{W} is: $(t(\frac{4}{3}l, -\frac{2}{3}l))$.

We consider three different cases, either $l \equiv 0 \pmod{3}$, or, $l \equiv 1 \pmod{3}$, or $l \equiv 2 \pmod{3}$.

Case 3.1: $l \equiv 0 \pmod{3}$ Amongst all points located strictly within the wedge \mathcal{W} the topmost point is $t_w(\frac{4}{3}l + 1, -\frac{2}{3}l - 1)$ (See Figure 11 b). This means that top' , is above or on the line $y = \frac{2}{3}l + 1$ (See Figure 11 a). We now look for the lattice point p_l strictly within \mathcal{W} such that all other lattice points in the wedge lies right to the line ℓ supported by $(k, 0)$ and p_l . As $(k, 0)$ is not in \diamond' , we know that top' strictly lies to the left of ℓ . This point is $p_l(\frac{4}{3}l + 1, -\frac{2}{3}l - 1)$ (See Figure 11 b). The equation of ℓ is $y = (-2 - \frac{3}{l})x + (2 + \frac{3}{l})(l + 1)$. ℓ intersects the line $y = \frac{2}{3}l + 1$ at the point $(\frac{2}{3}l + 1, \frac{2}{3}l + 1)$. Hence, when $l \equiv 0 \pmod{3}$ no lattice point lies strictly left to ℓ , above or on $y = \frac{2}{3}l + 1$, and strictly right to $y = x$, and hence top' cannot be located below the line $y = x$.

Case 3.2: $l \equiv 1 \pmod{3}$ Amongst all points located strictly within the wedge \mathcal{W} the topmost point is $t_w(\frac{4l+5}{3}, \frac{-2l-4}{3})$ (See Figure 11 b). This means that top' ,

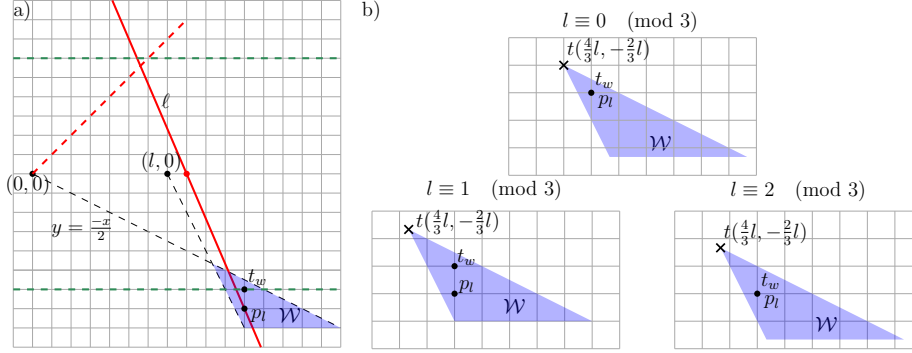


Figure 11: a) As bot' is located below the bottom green dashed line, top' is located above the top green dashed line. As the lattice points in \mathcal{W} are located right to ℓ , and as \diamond' does not contain the red lattice point $(l+1, 0)$, then top' has to be located right of ℓ . No lattice points are located, above $y = x$, to the left of ℓ and above the green dashed line. This situation is impossible. b) The location of t_w (the topmost lattice point strictly within the wedge \mathcal{W}) and p_l (the lattice point such that $\mathcal{W} \cap \mathbb{Z}^2$ lies right to the line $(l+1, 0)p_l$)

is above or on the line $y = \frac{2l+4}{3}$. We now look for the lattice point p_l strictly within \mathcal{W} such that all other lattice points in the wedge lies right to the line ℓ supported by $(k, 0)$ and p_l . As $(k, 0)$ is not in \diamond' , we know that top' strictly lies to the left of ℓ . (See Figure 11 a). This point is $p_l(\frac{4l+5}{3}, \frac{-2l-7}{3})$ (See Figure 11 b). We now study the intersection point of ℓ with the line $x = \frac{2l+4}{3}$. If this intersection point is below the y -coordinate $\frac{2l+4}{3}$ then we know that no lattice point lies strictly left to ℓ , above or on $y = \frac{2l+4}{3}$, and strictly right to $y = x$. ℓ 's equation is $y = \frac{2l+7}{l+2}(l+1-x)$. At $x = \frac{2l+4}{3}$ that is $\frac{(l-1)(2l+7)}{3l+6}$. We now compare that to $\frac{2l+4}{3}$:

$$\frac{(l-1)(2l+7)}{3l+6} - \frac{2l+4}{3} = \frac{(l-1)(2l+7)}{3l+6} - \frac{(2l+4)(l+2)}{3(l+2)} = \frac{-l-1}{3l+6} < 0.$$

Which proves that if $l \equiv 1 \pmod{3}$ top' cannot be located below the line $y = x$.

Case 3.3: $l \equiv 2 \pmod{3}$

Amongst all points located strictly within the wedge \mathcal{W} the topmost point is \mathcal{W} is $t_w(\frac{4l+4}{3}, \frac{-2l-5}{3})$ (See Figure 11 b). This means that top' , is above or on the line $y = \frac{2l+5}{3}$. We now look for the lattice point p_l strictly within \mathcal{W} such that all other lattice points in the wedge lies right to the line ℓ supported by $(k, 0)$ and p_l . As $(k, 0)$ is not in \diamond' , we know that top' strictly lies to the left of ℓ . (See Figure 11 a). This point is $p_l(\frac{4l+4}{3}, \frac{-2l-5}{3})$ (See Figure 11 b).

We now study the intersection point of ℓ with the line $x = \frac{2l+5}{3}$. If this intersection point is below the y -coordinate $\frac{2l+5}{3}$ then we know that no lattice point lies strictly left to ℓ , above or on $y = \frac{2l+5}{3}$, and strictly right to $y = x$. ℓ 's

equation is $y = \frac{2l+5}{l+1}(l+1-x)$. At $x = \frac{2l+5}{3}$ that is $\frac{(2l+5)(l-2)}{3(l+1)}$. We now compare that to $\frac{2l+5}{3}$:

$$\frac{(2l+5)(l-2)}{3(l+1)} - \frac{2l+5}{3} = \frac{(2l+5)(l-2)}{3(l+1)} - \frac{(2l+5)(l+1)}{3(l+1)} < 0$$

Which proves that if $l \equiv 2 \pmod{3}$ top' cannot be located below the line $y = x$.