

Super-Resolution DOA Estimation for Wideband Signals using Arbitrary Linear Arrays without Focusing Matrices

Milad Javadzadeh Jirhandeh, Mohammad Hossein Kahaei

Abstract

We focus on developing an effective Direction Of Arrival (DOA) estimation method for wideband sources based on the gridless sparse concept. Previous coherent methods have been designed by dividing wideband frequencies into a few subbands which are transferred to a reference subband using a focusing matrices. In this work, as opposed to the previous techniques, we propose a convex optimization problem that leads to an accurate wideband DOA estimation method with no need for any focusing matrix. Moreover, in this method no initial DOA estimates are required and it can be used for any arbitrary linear arrays. Numerical simulations show that in comparison to some well-known techniques, the proposed method generates outstanding accuracy and better robustness to noise. The effectiveness of the method is also verified in presence of close adjacent sources.

Index Terms

Gridless sparse, direction of arrival, coherent estimation, wideband sources, atomic norm, prolate spheroidal wave functions.

I. INTRODUCTION

DIRECTION of arrival estimation is employed in many applications such as seismic [1], acoustic [2], sonar [3], radar [4], and wireless communications [5]. However, most of the techniques are devoted to narrowband sources, while in many applications the received signals are wideband for which narrowband methods would result in inaccurate and unreliable estimates. This, as a result, has motivated more research to develop appropriate techniques for wideband signals. To do so, a conventional approach is to divide a wideband output signal of an array into some narrowband subbands using a filter bank or by employing the Discrete Fourier Transformation (DFT). Then, to combine the joint information of these narrowbands, two conventional methods are classified into Incoherent Signal Subspace Methods (ISSMs), and Coherent Signal Subspace Methods (CSSMs).

In the ISSM, a narrowband DOA estimator is applied to all narrowband subbands and the final DOA estimate is then calculated by incoherently averaging the respective results [6], [7]. These methods show poor performance for low Signal to Noise Ratio (SNR) signals and the DOA estimate is sensitive to any high-magnitude error that may occur in each subband. In the CSSM [8], [9], the center frequencies of all narrowband subbands are focused on a reference subband by using a focusing matrix. Then an accurate narrowband DOA estimator such as the MUSIC [10] is applied to the reference frequency for all the focused subbands to obtain the final DOA estimate. The Rotational Signal Subspace (RSS) is one of the popular CSSMs [9]. However, a major difficulty with the CSSM is how to design the corresponding focusing matrices. Moreover, most of these methods need an initial value for DOA estimation which is considered a practical drawback. To overcome these limitations, some methods such as the Test of Orthogonality of Projected Subspaces (TOPS) [11], and Weighted Squared TOPS (WS-TOPS) [12] have been developed in signal and noise subspaces for different narrowband subbands. Although these methods need no focusing matrix for the estimation procedure, they need a large number of snapshots to offer acceptable performance, which might not be available in some applications or impose a large computational burden.

As another approach, in [13] and [14], the DOAs are estimated based on Compressive Sensing (CS) theory by employing the joint sparsity in different frequency bins. These methods can lead to high accuracy estimates for a low number of snapshots. To employ the CS concept, the DOA space is discretized by a grid and the DOA estimates would be located on the nearest corresponding grid point. This, as a result, would limit the resolution of the estimates to the resolution of the grid. It is known that in practice the true DOAs could be located off the grid cells (off-grid) which could lead to an unavoidable grid mismatch error. To overcome this limitation, some off-grid methods estimate the DOAs and the grid simultaneously [15], [16]. An off-grid method for wideband DOA estimation has been reported in [17] based on Sparse Bayesian Learning (SBL). These methods normally involve nonconvex optimization problems whose global convergence can not be guaranteed. Moreover, they need an initial grid.

To overcome the mentioned problems, Candés and Fernandez-Granda [18] extended the discrete sparse approach to a continuous case by introducing the super-resolution concept, which ultimately leads to solving a convex optimization problem. In [19], the super-resolution notion was introduced as a gridless sparse method for line spectral estimation. The Application of

the latter approach was later developed in [20] and [21] for narrowband DOA estimation. It should be noted that all of these methods are performed using regular arrays such as Uniform Linear Arrays (ULA) or Sparse Linear Arrays (SLA). In some applications [22], however, making use of such arrays is impossible as the sensors should be located in arbitrary positions. The employment of irregular array architectures provided a viable solution in [23]. In [24], a sparse gridless arbitrary sampling-based method is developed for line spectral estimation based on Prolate Spheroidal Wave Functions (PSWFs). This method uses the Single Measurement Vector (SMV) model and can be applied for narrowband DOA estimation with arbitrary linear arrays. We extended this method for Multiple Measurement Vectors (MMVs) case in [25].

In this paper, we propose a Super-Resolution Wideband DOA (SRW-DOA) estimator using arbitrary linear arrays which leads to a convex optimization problem. Also, the resulting optimization problem is solved by Semi-Definite Programming (SDP) developed in our previous work [25]. The major point is that in this method no focusing matrix and initial estimates are required. Our numerical results show that the proposed method offers high accuracy estimates with more robustness to noise compared to the conventional ones. Moreover, this method is useful for DOA estimation of adjacent sources.

The paper is organized as follows. In Section II, a data model is introduced. In Section III, the gridless sparse method is proposed for wideband DOA estimation. Numerical results are shown in IV, and Section V concludes the paper.

In this work, matrices and vectors are respectively represented by uppercase and lowercase bold letters, $(\cdot)^T$ and $(\cdot)^H$ denote transpose and conjugate transpose operators, $\|\cdot\|_F$ and $\|\cdot\|_A$ are the Frobenius and atomic norm, respectively, $\|\cdot\|_2$ defines the ℓ_2 norm of a vector, $diag(\cdot)$ and $toep(\cdot)$ convert a vector to diagonal and Toeplitz matrices, respectively and finally, $conv(\cdot)$, $trace(\cdot)$, and $tan(\cdot)$ represent the convex hull, trace, and tangent operator, respectively.

II. DATA MODEL

We consider an arbitrary linear array which consists of M omnidirectional sensors located with arbitrary distances. Assuming the first sensor as the reference, the distance of the m th sensor from the reference is r_m , and for the reference sensor, $r_1 = 0$. Also, there exist K sources with directions $\theta_k, k = 1, \dots, K$, emitting different wideband signals. It is also considered that these sources are fixed during the observation time. By applying the DFT to the wideband signal received by each sensor which are sampled by the Nyquist rate, we get J frequency bins. Then, the j th frequency bin for K received signals at the m th sensor is presented as

$$X_{m,j} = \sum_{k=1}^K S_{k,j} \exp\left(-\frac{i2\pi r_m \sin(\theta_k)}{\gamma_j}\right) + N_{m,j}, \quad (1)$$

$$j = 1, \dots, J, \quad m = 1, \dots, M,$$

where $S_{k,j}$ shows the emitted signal by the k th source, γ_j is the wavelength of the j th frequency, and $N_{m,j}$ is the corresponding noise at the m th sensor. By defining $\alpha_j \triangleq \frac{2}{\gamma_j}$, the spatial DOA frequencies $f_k = \frac{1}{2} \sin(\theta_k) \in [-\frac{1}{2}, \frac{1}{2}]$, and using $X_{m,j}$ and $N_{m,j}$ as the elements of matrices $\mathbf{X} \in \mathbb{C}^{M \times J}$ and $\mathbf{N} \in \mathbb{C}^{M \times J}$, respectively, (1) is arranged in matrix form as

$$\mathbf{X} = \sum_{k=1}^K \beta_k [\mathbf{a}_1(f_k), \dots, \mathbf{a}_J(f_k)] diag(\mathbf{c}_k) + \mathbf{N}, \quad (2)$$

where we assume $\|\mathbf{N}\|_F^2 \leq \sigma^2$,

$$\beta_k = \left\| \begin{bmatrix} s_{k,1} \\ \vdots \\ s_{k,J} \end{bmatrix} \right\|_2 \in \mathbb{R}^+, \quad \mathbf{c}_k = \begin{bmatrix} s_{k,1} \\ \vdots \\ s_{k,J} \end{bmatrix} / \beta_k \in \mathbb{C}^{J \times 1},$$

and the j th steering vector for a general spatial DOA frequency of f is given by

$$\mathbf{a}_j(f) = \begin{bmatrix} \exp(-i2\pi\alpha_j r_1 f) \\ \exp(-i2\pi\alpha_j r_2 f) \\ \vdots \\ \exp(-i2\pi\alpha_j r_M f) \end{bmatrix} \in \mathbb{C}^{M \times 1}. \quad (3)$$

To present (2) by a model in order to incorporate in the gridless sparse problem, we define a general steering vector using $\mathbf{a}_j(f)$'s by defining the set,

$$\mathcal{R} = \{\alpha_j r_m \in \mathbb{R}^+ : j = 1, \dots, J, \quad m = 1, \dots, M\},$$

and the vector $[\tilde{r}_1, \dots, \tilde{r}_{\tilde{M}}]^T$, whose elements $\tilde{r}_{\tilde{m}} = \alpha_j r_m, \tilde{m} = 1, \dots, \tilde{M}$ ($M \leq \tilde{M} \leq J \times M$) are the sorted members of \mathcal{R} in ascending order after deleting the recurring elements. Then, the general steering vector is defined as

$$\mathbf{a}(f) = \begin{bmatrix} \exp(-i2\pi\tilde{r}_1 f) \\ \exp(-i2\pi\tilde{r}_2 f) \\ \vdots \\ \exp(-i2\pi\tilde{r}_{\tilde{M}} f) \end{bmatrix} \in \mathbb{C}^{\tilde{M} \times 1}, \quad (4)$$

which corresponds to the steering vector of an arbitrary linear array with \tilde{M} sensors spaced with the distances $\tilde{r}_{\tilde{m}}$ from each other. It can be seen that each steering vector $\mathbf{a}_j(f)$ is a sub-vector with M elements of $\mathbf{a}(f)$.

In order to represent (2) based on $\mathbf{a}(f)$, we define the map $\chi : \mathbb{C}^{\tilde{M} \times J} \rightarrow \mathbb{C}^{M \times J}$, which relates the creating matrix $[\mathbf{a}_1(f), \dots, \mathbf{a}_J(f)] \in \mathbb{C}^{M \times J}$ in (2) to $\mathbf{a}(f)$ in (4). Then, for any matrix $\mathbf{Z} \in \mathbb{C}^{\tilde{M} \times J}$, this map yields,

$$(\chi(\mathbf{Z}))_{m,j} = \mathbf{Z}_{\tilde{m},j}, \quad \text{for, } \alpha_j r_m = \tilde{r}_{\tilde{m}}. \quad (5)$$

Thus, we get

$$[\mathbf{a}_1(f), \dots, \mathbf{a}_J(f)] = \chi \left(\mathbf{a}(f) (\mathbf{1}_{J \times 1})^T \right), \quad (6)$$

where $\mathbf{1}_{J \times 1}$ is an all-one vector. Now, using χ in (5) and (6), we can represent (2) as

$$\begin{aligned} \mathbf{X} &= \sum_{k=1}^K \beta_k \chi \left(\mathbf{a}(f_k) (\mathbf{1}_{J \times 1})^T \right) \text{diag}(\mathbf{c}_k) + \mathbf{N} \\ &= \chi \left(\sum_{k=1}^K \beta_k \mathbf{a}(f_k) (\mathbf{1}_{J \times 1})^T \text{diag}(\mathbf{c}_k) \right) + \mathbf{N} \\ &= \chi \left(\sum_{k=1}^K \beta_k \mathbf{a}(f_k) \mathbf{c}_k^T \right) + \mathbf{N}. \end{aligned} \quad (7)$$

In other words, we can present the model,

$$\mathbf{X} = \chi(\mathbf{Z}) + \mathbf{N}, \quad \mathbf{Z} = \sum_{k=1}^K \beta_k \mathbf{a}(f_k) \mathbf{c}_k^T, \quad (8)$$

to propose a gridless sparse method for wideband DOA estimation.

III. SUPER-RESOLUTION WIDEBAND DOA ESTIMATOR

In the following, we elaborate on the proposed SRW-DOA estimator. According to the structure of \mathbf{Z} in (8), we state that the building blocks of this matrix are the members of the following set of atoms,

$$\mathcal{A} = \left\{ \mathbf{A}(f, \mathbf{c}) = \mathbf{a}(f) \mathbf{c}^T \in \mathbb{C}^{\tilde{M} \times J} \mid \begin{array}{l} f \in [-\frac{1}{2}, \frac{1}{2}], \mathbf{c} \in \mathbb{C}^{J \times 1}, \|\mathbf{c}\|_2 = 1 \end{array} \right\}.$$

The atomic norm of \mathbf{Z} is the possible minimum number of the atoms of \mathcal{A} , by which \mathbf{Z} can be constructed. The atomic norm is defined according to [21] and [26] as

$$\begin{aligned} \|\mathbf{Z}\|_{\mathcal{A}} &= \inf \{ t > 0 : \mathbf{Z} \in t \text{conv}(\mathcal{A}) \} \\ &= \inf_{f_k, \beta_k, \mathbf{c}_k} \left\{ \sum_k \beta_k : \mathbf{Z} = \sum_k \beta_k \mathbf{A}(f_k, \mathbf{c}_k), \beta_k > 0 \right\}. \end{aligned} \quad (9)$$

Since K is finite, the number of constructing atoms of \mathbf{Z} will be finite, as well. As a result, to recover \mathbf{Z} , we propose the following Atomic Norm Minimization (ANM) problem,

$$\begin{aligned} \min_{\mathbf{Z} \in \mathbb{C}^{\tilde{M} \times J}} \quad & \|\mathbf{Z}\|_{\mathcal{A}} \\ \text{s.t.} \quad & \|\mathbf{X} - \chi(\mathbf{Z})\|_F \leq \sigma. \end{aligned} \quad (10)$$

Noting that $\mathbf{a}(f)$ shows the steering vector of an arbitrary linear array with \tilde{M} sensors with arbitrary distances $\tilde{r}_{\tilde{m}}$, (10) can be considered an ANM problem with arbitrary sampling, which has been solved in [25] by using PSWFs as an SDP. Considering \mathbb{L}^2 as the set of all square-integrable functions on $[-\frac{1}{2}, \frac{1}{2}]$ and $c = \pi \tilde{r}_{\tilde{M}}$, for any $r \in \mathbb{L}^2$, PSWFs are defined as the eigenfunctions of the linear map $\xi : \mathbb{L}^2 \rightarrow \mathbb{L}^2$ as

$$(\xi r)(\tau) = \int_{-1}^1 e^{i c \zeta \tau} r(\zeta) d\zeta, \quad \forall \tau \in [-1, 1]. \quad (11)$$

Therefore, the PSWF, φ_l , should satisfy $\xi\varphi_l = \lambda_l\varphi_l$, where λ_l is the l th eigenvalue of ξ . According to [27], as the amplitude of the eigenvalues larger than $\frac{2c}{\pi}$ tends to zero, we can limit the number of required PSWFs to $d = \{\min \frac{l}{2} \mid |\lambda_l| < \epsilon\}$, where ϵ defines the desired precision [28]. Then, using the latter PSWFs, we can represent (10) as an SDP [25] by

$$\begin{aligned} & \min_{\substack{\mathbf{W} \in \mathbb{R}^{J \times J}, \mathbf{Z} \in \mathbb{C}^{M \times J} \\ v_1, \dots, v_d \in \mathbb{C}, v_0 \in \mathbb{R}}} \frac{1}{2}(\text{trace}(\mathbf{W}) + \mathbf{Q}_{1,1}) & (12) \\ & \text{s.t.} \quad \begin{bmatrix} \mathbf{W} & \mathbf{Z}^H \\ \mathbf{Z} & \mathbf{Q} \end{bmatrix} \succeq 0, \\ & \quad \|\mathbf{X} - \chi(\mathbf{Z})\|_F \leq \sigma, \\ & \quad \mathbf{Q}_{q,p} = \mathbf{h}_{qp}^T \Phi^{-1}[v_d^H, \dots, v_1^H, v_0, v_1, \dots, v_d]^T, \\ & \quad \mathbf{T} := \text{toep}([v_0, v_1, \dots, v_d]), \\ & \quad \Psi(\mathbf{T}) := \tan^2\left(\frac{c}{2d}\right)(\mathbf{J}_1 + \mathbf{J}_2)\mathbf{T}(\mathbf{J}_1 + \mathbf{J}_2)^H \\ & \quad \quad - (\mathbf{J}_1 - \mathbf{J}_2)\mathbf{T}(\mathbf{J}_1 - \mathbf{J}_2)^H \succeq 0, \end{aligned} \end{aligned}$$

where $\Phi \in \mathbb{R}^{(2d+1) \times (2d+1)}$ and $\mathbf{h}_{qp} \in \mathbb{R}^{(2d+1)}$ are defined as

$$\begin{aligned} \Phi_{q,l} &= \varphi_{l-1} \left(\frac{q-d-1}{d} \right), \\ \mathbf{h}_{qp}(l) &= \varphi_{l-1} \left(\frac{\tilde{r}_q - \tilde{r}_p}{\tilde{r}_M} \right), \end{aligned}$$

and $\mathbf{J}_1 = [\mathbf{I}_d, \mathbf{0}_{d \times 1}]$, $\mathbf{J}_2 = [\mathbf{0}_{d \times 1}, \mathbf{I}_d]$, \mathbf{I}_d is a $d \times d$ identity matrix, and $\mathbf{0}_{d \times 1}$ is an all-zero vector. By solving the SDP problem in (12), the Toeplitz response matrix \mathbf{T} is obtained which is singular with rank K [25]. Therefore, using the Prony's method [29], we can recover the spatial DOA frequencies f_k 's and accordingly the DOAs θ_k 's.

IV. NUMERICAL SIMULATIONS

We compare the performance of the proposed SRW-DOA estimator with other existing wideband DOA estimation methods including RSS [9], WS-TOPS [12], and SBL [17] in different experiments. We consider an underwater environment with a wave propagation speed of $1500m/s$. Each source emits random wideband signals that have a bandwidth of $167Hz$ and a center frequency of $500Hz$. The received signal in each sensor is sampled at the rate of $2000Hz$ with 512 samples. An arbitrary linear array consisting of $M = 8$ sensors is considered, which r_m 's are drawn randomly from a uniform distribution on the interval $(0, M\frac{\gamma_c}{2})$. The distances of the first and last sensors from the reference sensor are $r_0 = 0$ and $r_M = M\frac{\gamma_c}{2}$, respectively, and γ_c shows the wavelength at the center frequency. The measuring noise in (1) is zero-mean Gaussian with variance σ^2 and the SNR is defined as $\frac{\|\mathbf{X} - \mathbf{N}\|_F^2}{\sigma^2}$. The initial DOA estimates for the RSS are selected as the true DOAs added up with a uniformly distributed random error within $\pm 2^\circ$. The initial grid for the SBL is defined as a 1° discretized uniform grid. The number of sources K is assumed to be known. Accordingly, in the RSS and WS-TOPS, the K largest peaks in the spatial frequency are selected as the DOA estimates, while in the SBL and SRW-DOA, the K largest components are taken as the DOA's. Simulation results are presented by averaging 100 independent trials of each experiment. The Root Mean-Square Error (RMSE) is defined as $RMSE = \frac{1}{100} \sum_{i=1}^{100} \left(\frac{1}{K} \sum_{k=1}^K (\theta_k - \hat{\theta}_{k,i})^2 \right)^{1/2}$, where $\hat{\theta}_{k,i}$ is the estimated DOA for the k_{th} source at the i_{th} trial.

In the first experiment, we consider $K = 3$ sources with DOAs $\theta_1 = -5^\circ$, $\theta_2 = 15^\circ$, and $\theta_3 = 40^\circ$. The number of frequency bins is $J = 10$. The error margin is accepted for each DOA estimate if the difference between each estimate and its true value is less than 5° .

The probability of successful estimation is shown in Fig. 1 for different SNRs. As seen, both RSS and SRW-DOA considerably outperform the WS-TOPS and SBL. Also, the respective RMSEs in Fig. 2 show that the SRW-DOA generates lower errors.

In the second experiment, we study the ability to distinguish two near DOAs. For this purpose, two sources are considered at $\theta_1 = 10^\circ$ and $\theta_2 = 10^\circ + \Delta\theta$, where $\Delta\theta$ increases from 3° to 20° and $SNR = 10dB$. The probability of successful estimation and RMSEs are presented in Figs. 3 and 4, respectively. From both figures, one can see that the SRW-DOA (Proposed) significantly outperforms the others, even for small values of $\Delta\theta$.

In the last experiment, the effect of the number of frequency bins on DOA estimates is investigated for $K = 3$ sources at $\theta_1 = -5^\circ$, $\theta_2 = 15^\circ$, and $\theta_3 = 40^\circ$ and $SNR = 10dB$ for different numbers of frequency bins J . The results for different numbers of frequency bins J are shown in Figs. 5 and 6, respectively. From Fig. 5, by increasing the number of frequency bins, the probability of successful estimation increases. Moreover, the RSS and the SRW-DOA offer considerably higher success probabilities compared to WS-TOPS and SBL. Also, Fig. 6 shows that the SRW-DOA generates the lowest RMSE for all J 's.

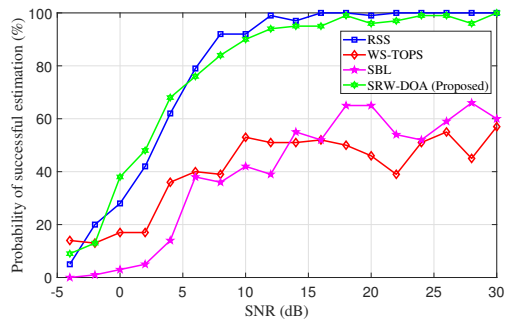


Fig. 1. Probability of successful estimation v.s. SNR for $K=3$, $\theta_1 = -5^\circ$, $\theta_2 = 15^\circ$, and $\theta_3 = 40^\circ$.

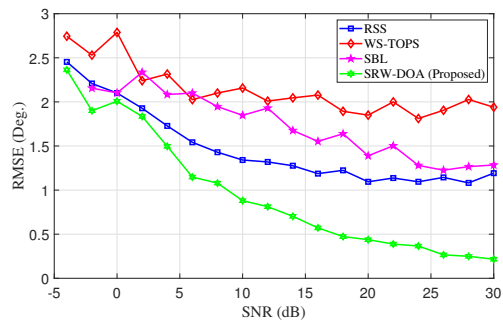


Fig. 2. RMSEs v.s. SNR for $K=3$, $\theta_1 = -5^\circ$, $\theta_2 = 15^\circ$, and $\theta_3 = 40^\circ$.

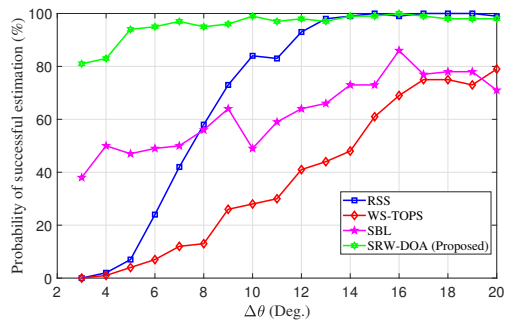


Fig. 3. Probability of successful estimation v.s. $\Delta\theta$ at $SNR = 10dB$.

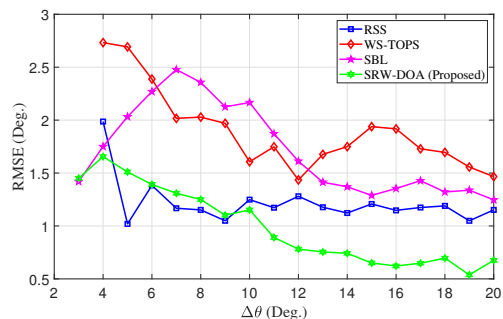


Fig. 4. RMSEs v.s. $\Delta\theta$ at $SNR = 10dB$.

V. CONCLUSION

We proposed a gridless sparse method for wideband DOA estimation with no need for a focusing matrix or initial estimates. This method can be applied to all arbitrary linear arrays and the corresponding optimization problem is convex. In comparison to RSS, WS-TOPS, and SBL algorithms, the proposed SRW-DOA method showed outstanding performance by generating lower

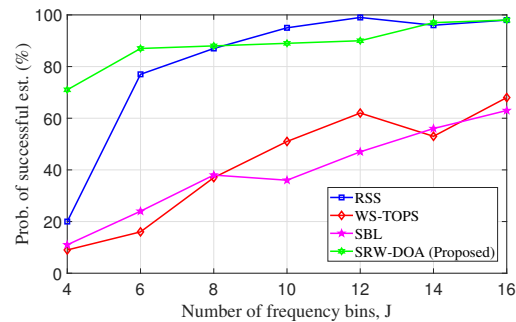


Fig. 5. Probability of successful estimation v.s. J for $K=3$, $SNR = 10dB$, and $\theta_1 = -5^\circ$, $\theta_2 = 15^\circ$, and $\theta_3 = 40^\circ$.

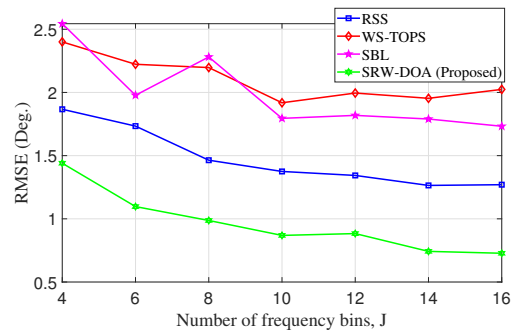


Fig. 6. RMSEs v.s. J for $K=3$, $SNR = 10dB$, and $\theta_1 = -5^\circ$, $\theta_2 = 15^\circ$, and $\theta_3 = 40^\circ$.

RMSEs, higher probability of successful estimation, more accurate DOA estimates, and more robustness to noise. Moreover, it showed remarkable effectiveness for estimation of the DOAs of adjacent sources.

REFERENCES

- [1] P. Green Jr, E. Kelly Jr, and M. Levin, "A comparison of seismic array processing methods," *Geophysical Journal International*, vol. 11, no. 1, pp. 67–84, 1966.
- [2] W. Vanderkulk, "Optimum processing for acoustic arrays," *Radio and Electronic Engineer*, vol. 26, no. 4, pp. 285–292, 1963.
- [3] J. Griffiths and J. Hudson, "An introduction to adaptive processing in a passive sonar system," in *Aspects of signal processing*, pp. 299–308, Springer, 1977.
- [4] L. E. Brennan and L. Reed, "Theory of adaptive radar," *IEEE transactions on Aerospace and Electronic Systems*, no. 2, pp. 237–252, 1973.
- [5] A. Flieller, P. Larzabal, and H. Clergeot, "Applications of high resolution array processing techniques for mobile communication system," in *Proceedings of the Intelligent Vehicles' 94 Symposium*, pp. 606–611, IEEE, 1994.
- [6] G. Su and M. Morf, "The signal subspace approach for multiple wide-band emitter location," *IEEE Transactions on Acoustics, Speech, and Signal Processing*, vol. 31, no. 6, pp. 1502–1522, 1983.
- [7] T. N. Ferreira, S. L. Netto, and P. S. Diniz, "Direction-of-arrival estimation using a low-complexity covariance-based approach," *IEEE Transactions on Aerospace and Electronic Systems*, vol. 48, no. 3, pp. 1924–1934, 2012.
- [8] Y.-H. Choi, "Repeated blocking based robust beamforming for coherent interference cancellation," *Digital Signal Processing*, vol. 36, pp. 39–45, 2015.
- [9] H. Hung and M. Kaveh, "Focussing matrices for coherent signal-subspace processing," *IEEE Transactions on Acoustics, Speech, and Signal Processing*, vol. 36, no. 8, pp. 1272–1281, 1988.
- [10] R. Schmidt, "Multiple emitter location and signal parameter estimation," *IEEE transactions on antennas and propagation*, vol. 34, no. 3, pp. 276–280, 1986.
- [11] Y.-S. Yoon, L. M. Kaplan, and J. H. McClellan, "TOPS: New DOA estimator for wideband signals," *IEEE Transactions on Signal processing*, vol. 54, no. 6, pp. 1977–1989, 2006.
- [12] H. Hayashi and T. Ohtsuki, "DOA estimation for wideband signals based on weighted squared TOPS," *EURASIP Journal on Wireless Communications and Networking*, vol. 2016, no. 1, pp. 1–12, 2016.
- [13] C. Liu, Y. V. Zakharov, and T. Chen, "Broadband underwater localization of multiple sources using basis pursuit de-noising," *IEEE Transactions on Signal Processing*, vol. 60, no. 4, pp. 1708–1717, 2011.
- [14] G. Zhao, Z. Liu, J. Lin, G. Shi, and F. Shen, "Wideband DOA estimation based on sparse representation in 2-D frequency domain," *IEEE Sensors Journal*, vol. 15, no. 1, pp. 227–233, 2014.
- [15] Q. Shen, W. Cui, W. Liu, S. Wu, Y. D. Zhang, and M. G. Amin, "Underdetermined wideband DOA estimation of off-grid sources employing the difference co-array concept," *Signal Processing*, vol. 130, pp. 299–304, 2017.
- [16] L. Wang, L. Zhao, G. Bi, C. Wan, L. Zhang, and H. Zhang, "Novel wideband DOA estimation based on sparse bayesian learning with Dirichlet process priors," *IEEE Transactions on Signal Processing*, vol. 64, no. 2, pp. 275–289, 2015.
- [17] A. Das and T. J. Sejnowski, "Narrowband and wideband off-grid direction-of-arrival estimation via sparse Bayesian learning," *IEEE Journal of Oceanic Engineering*, vol. 43, no. 1, pp. 108–118, 2017.
- [18] E. J. Candès and C. Fernandez-Granda, "Towards a mathematical theory of super-resolution," *Communications on pure and applied Mathematics*, vol. 67, no. 6, pp. 906–956, 2014.
- [19] G. Tang, B. N. Bhaskar, P. Shah, and B. Recht, "Compressed sensing off the grid," *IEEE transactions on information theory*, vol. 59, no. 11, pp. 7465–7490, 2013.

- [20] Z. Yang and L. Xie, "Enhancing sparsity and resolution via reweighted atomic norm minimization," *IEEE Transactions on Signal Processing*, vol. 64, no. 4, pp. 995–1006, 2015.
- [21] Z. Yang and L. Xie, "Exact joint sparse frequency recovery via optimization methods," *IEEE Transactions on Signal Processing*, vol. 64, no. 19, pp. 5145–5157, 2016.
- [22] X. Ge, R. Zi, H. Wang, J. Zhang, and M. Jo, "Multi-user massive MIMO communication systems based on irregular antenna arrays," *IEEE Transactions on Wireless Communications*, vol. 15, no. 8, pp. 5287–5301, 2016.
- [23] P. Rocca, G. Oliveri, R. J. Mailloux, and A. Massa, "Unconventional phased array architectures and design methodologies—a review," *Proceedings of the IEEE*, vol. 104, no. 3, pp. 544–560, 2016.
- [24] K. Mahata and M. M. Hyder, "Frequency estimation from arbitrary time samples," *IEEE Transactions on Signal Processing*, vol. 64, no. 21, pp. 5634–5643, 2016.
- [25] H. Hezave, M. Javadzadeh, and M. H. Kahaei, "Sparse signal reconstruction using blind super-resolution with arbitrary sampling," *IEEE Signal Processing Letters*, vol. 27, pp. 615–619, 2020.
- [26] V. Chandrasekaran, B. Recht, P. A. Parrilo, and A. S. Willsky, "The convex geometry of linear inverse problems," *Foundations of Computational mathematics*, vol. 12, no. 6, pp. 805–849, 2012.
- [27] H. J. Landau and H. O. Pollak, "Prolate spheroidal wave functions, fourier analysis and uncertainty—iii: the dimension of the space of essentially time-and band-limited signals," *Bell System Technical Journal*, vol. 41, no. 4, pp. 1295–1336, 1962.
- [28] H. Xiao, V. Rokhlin, and N. Yarvin, "Prolate spheroidal wavefunctions, quadrature and interpolation," *Inverse problems*, vol. 17, no. 4, p. 805, 2001.
- [29] Z. Yang and L. Xie, "On gridless sparse methods for line spectral estimation from complete and incomplete data," *IEEE Transactions on Signal Processing*, vol. 63, no. 12, pp. 3139–3153, 2015.