

Statistical properties of mutualistic-competitive random networks

C. T. Martínez-Martínez

Instituto de Física, Benemérita Universidad Autónoma de Puebla, Apartado Postal J-48, Puebla 72570, Mexico

Institute for Biocomputation and Physics of Complex Systems (BIFI), University of Zaragoza, 50018 Zaragoza, Spain

J. A. Méndez-Bermúdez

Instituto de Física, Benemérita Universidad Autónoma de Puebla, Apartado Postal J-48, Puebla 72570, Mexico

Thomas Peron

Instituto de Ciências Matemáticas e de Computação, Universidade de São Paulo - São Carlos, SP 13566-590, Brazil

E-mail: thomas.peron@usp.br

Yamir Moreno

Institute for Biocomputation and Physics of Complex Systems (BIFI), University of Zaragoza, 50018 Zaragoza, Spain

Department of Theoretical Physics, University of Zaragoza, 50009 Zaragoza, Spain
ISI Foundation, Turin, Italy

Abstract. Mutualistic networks are used to study the structure and processes inherent to mutualistic relationships. In this paper, we introduce a random matrix ensemble (RME) representing the adjacency matrices of mutualistic networks composed by two vertex sets of sizes n and $m - n$. Our RME depends on three parameters: the network size n , the size of the smaller set m , and the connectivity between the two sets α , where α is the ratio of current adjacent pairs over the total number of possible adjacent pairs between the sets. We focus on the spectral, eigenvector and topological properties of the RME by computing, respectively, the ratio of consecutive eigenvalue spacings r , the Shannon entropy of the eigenvectors S , and the Randić index R . First, within a random matrix theory approach (i.e. a statistical approach), we identify a parameter $\xi \equiv \xi(n, m, \alpha)$ that scales the average normalized measures $\langle \bar{X} \rangle$ (with X representing r , S and R). Specifically, we show that (i) $\xi \propto \alpha n$ with a weak dependence on m , and (ii) for $\xi < 1/10$ most vertices in the mutualistic network are isolated, while for $\xi > 10$ the network acquires the properties of a complete network, i.e., the transition from isolated vertices to a complete-like behavior occurs in the interval $1/10 < \xi < 10$. Then, we demonstrate that our statistical approach predicts reasonably well the properties of real-world mutualistic networks; that is, the universal curves $\langle \bar{X} \rangle$ vs. ξ show good correspondence with the properties of real-world networks.

1. Introduction

Many real-world networks can be represented as having two types of nodes grouped into two disjoint sets, such that nodes within the same set are not adjacent. A network satisfying this definition is denominated a *bipartite network*, and examples of such a structure can be found across a broad range of systems [1]. For instance, there are several types of social networks that have a natural bipartite representation, such as the actor-movie network [2, 3], where actors are linked to movies in which they were cast; coauthorship networks in which the two sets of nodes are authors and papers, while the edges reveal the authorship of the latter [1, 3]; and networks linking people to the social events they attended [4]. Other noteworthy examples include recommendation systems [5], networks of heterosexual contacts [6], among others [1]. Bipartite networks are particularly relevant in ecology [7], for they naturally encode the structure of mutualistic interactions of plant-pollinator, seed dispersal, and host-parasite networks [7, 8]. In the theoretical domain, bipartite networks are useful to encapsulate the structure of networks formed by distributions of subgraphs [9], where one group is formed by nodes, and the other group by subgraphs to which the nodes are attached. Bipartite networks can also offer an alternative representation of hypergraphs by mapping nodes and hyperedges into disjoint groups, where an original hyperedge is connected by an edge to the nodes it encompasses in the original hypergraph representation [1, 10].

In all the above examples, the disjoint sets aggregate nodes that have the same type, and the edges only run from one set to the other. However, from a bipartite network it is also possible to unfold relationships pertaining to nodes that belong to the same group. For example, from the actor-movie network we are able to construct another network revealing who acted with whom: if two actors are connected to at least one common movie in the original bipartite network, a link is then created in a new network informing that they have collaborated at least once. The new generated network is oftentimes referred to as the *one-mode projection* of the bipartite structure [1], owing to the fact that all nodes have the same type in the new mapping. The same procedure can be applied in order to obtain the one-mode projection of the movie set, thereby connecting any two movies that have at least one actor in common. For any bipartite network, there are thus two one-mode projections, one associated with each type of node.

One-mode projections are useful, since they allow the investigation of aspects that might be hidden or simply not apparent in the original bipartite network. In certain applications, however, neither the bipartite network nor its two one-mode projections alone are sufficient to accurately model the dynamics of the system that they represent. For example, the population dynamics of plant-pollinator networks depend crucially on both mutualistic interactions and intra-group competitions [7]. Mutualistic connections in such an ecological community can be empirically mapped by field observations; that is, the information that a given plant is pollinated by a given animal species can be

stored in a bipartite network where the two types of nodes are plants and pollinators [7]. Intra-group connections, which quantify how strongly plants and pollinators compete among themselves for resources, are, on the other hand, not readily accessed and need to be inferred via one-mode projections onto the pollinator and plant groups [7]. There is not a single way to project the bipartite networks in order to obtain the intra-group connections in this context. Traditional dynamical models adopt a mean-field description by treating the intra-groups to be fully connected, creating then a scenario in which all plants and pollinators compete equally for resources [11]. This has been argued to be a very strong assumption since it neglects completely the rich structure of the bipartite mutualistic interactions observed in real ecological communities [12]. To overcome this limitation, heterogeneous competition schemes have been recently introduced [12] and consist of projecting the bipartite connections as described above for the actor-movie network: if two given pollinators (plants) share at least one common plant (pollinator), an edge is created between them representing their competitive interaction. In both competition scenarios, homogeneous and heterogeneous, the network underlying the interactions of the dynamical model is not the original bipartite structure, but rather the union of the latter with its one-mode projections.

While the structure and the dynamics of pure bipartite networks have been scrutinized over the past years (see, e.g., [1, 7]), little is known about the statistics of spectral properties of the networks that are created by the union of the bipartite connections with their one-mode projections. For this reason, and given the fact the network spectra is intrinsically related with the stability of dynamical processes, in this paper we put forward a thorough characterization of the spectra of such networks, bearing in mind possible implications to the dynamics of real plant-pollinator networks. More specifically, here we characterize the statistics of the eigenvalues of matrices generated by grouping the adjacency matrix of random bipartite networks with the matrices obtained from their respective two one-mode projections (see Fig. 1 for an illustration). Our interest in this network representation stems from the fact that it mimics the structure of Jacobian matrices of dynamical models describing plant-pollinator communities more closely than traditional random matrix ensembles [11, 12].

We employ three measurements to assess the statistical regimes of mutualistic-competitive random networks as a function of size and connectivity, namely, the ratio between consecutive eigenvalue spacings, the Shannon entropy related to the eigenvectors of the adjacency matrix, and the Randić index. Very recently, these quantities have been successfully applied to the characterization of other network ensembles (see, e.g., Refs. [13, 14] and references therein). Our scaling analysis reveals that the three measurements exhibit a universal behavior as a function of the average degree. The obtained universal behavior highlights three markedly different statistical regimes: at sufficiently low and high connectivity, the spectral and eigenvector statistics of the networks coincides with those of the Poisson Ensemble (PE) and the Gaussian Orthogonal Ensemble (GOE) of Random Matrix Theory (RMT) [15], respectively; for intermediate connectivity, the networks undergo a delocalization-to-localization

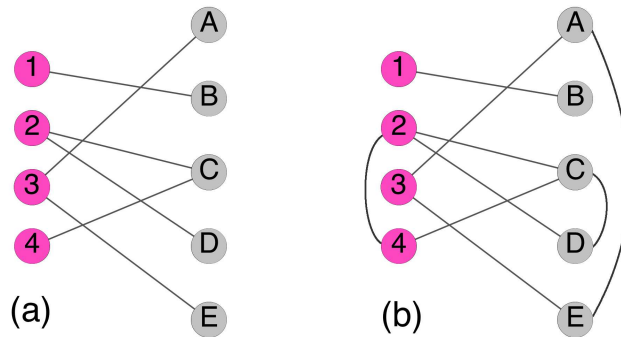


Figure 1. Example of (a) bipartite network representing the mutualistic interactions between two groups for $n = 9$, $m = 4$ and $\alpha = 0.35$, and (b) the same mutualistic network with its competition edges projected onto each group.

transition that mediates the latter regimes. We further show, unexpectedly, that real-world ecological networks follow with a reasonably good agreement the universal behavior reported for the random networks – a result that, as we argue, indicates that such ecological communities might operate in a regime of maximal complexity.

The remainder of this paper is organized as follows: In Section 2 we introduce the random network ensemble we study and the measurements used to characterize the network properties. Subsequently, in Section 3 we discuss the scaling and the universality properties of the random networks with projected edges. We then apply the scaling approach to a set of real plant-pollinator networks in Section 4. Section 5 is dedicated to our conclusion and perspectives for future works.

2. Network model and measures

2.1. Random mutualistic-competitive networks

We start with a bipartite network composed by two disjoint sets with m and $n - m$ vertices each such that there are no adjacent vertices within the same set, being n the total number of vertices in the bipartite network. The connectivity between both sets is quantified by the parameter α which is the ratio of current adjacent pairs over the total number of possible adjacent pairs; that is, vertices are isolated when $\alpha = 0$, whereas the bipartite graph is complete for $\alpha = 1$. Vertices are connected randomly. An example of a bipartite network with $n = 9$, $m = 4$ and $\alpha = 0.35$ is shown in Fig. 1(a). Then, the mutualistic-competitive network is constructed by establishing connections between elements of the same set when they are connected to a common vertex of the other set. The mutualistic-competitive network corresponding to the bipartite network of Fig. 1(a) is presented in Fig. 1(b).

Here we follow a recently introduced approach under which the adjacency matrices of random graphs and networks are represented by RMT ensembles; see the application of this approach on Erdős-Rényi graphs [16], random rectangular graphs [17], β -

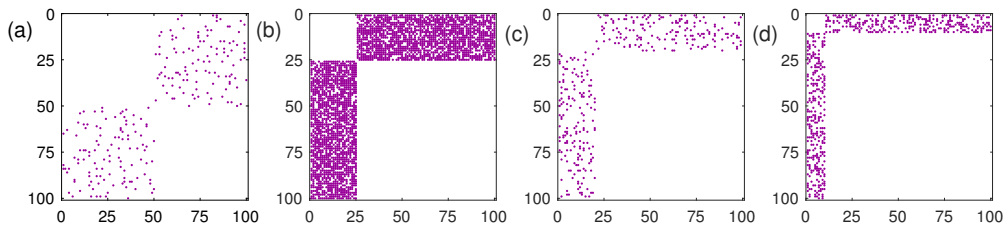


Figure 2. Nonzero adjacency matrix elements of bipartite random networks for some combinations of m/n and α : (a) $m/n = 1/2$ and $\alpha = 0.05$, (b) $m/n = 1/4$ and $\alpha = 0.75$, (c) $m/n = 1/5$ and $\alpha = 0.1$, (d) $m/n = 1/10$ and $\alpha = 0.3$. In all cases $n = 100$.

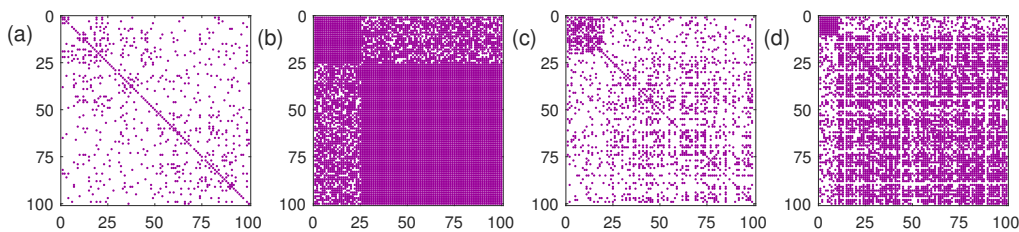


Figure 3. Nonzero adjacency matrix elements of the mutualistic-competitive random networks corresponding to the bipartite networks of Fig. 2.

skeleton graphs [18], multiplex and multilayer networks [19], and bipartite networks [20]. Accordingly, we define the elements of the $n \times n$ adjacency matrix \mathbf{A} of a mutualistic network as

$$A_{ij} = \begin{cases} \sqrt{2}\epsilon_{ii} & \text{for } i = j, \\ \epsilon_{ij} & \text{if there is an edge between vertices } i \text{ and } j, \\ 0 & \text{otherwise.} \end{cases} \quad (1)$$

We choose ϵ_{ij} as statistically-independent random variables drawn from a normal distribution with zero mean and unity variance. Also, $\epsilon_{ij} = \epsilon_{ji}$, since the network is assumed as undirected. Indeed, according to definition (1), diagonal random matrices are obtained for $\alpha = 0$ (known as PE in RMT [15]), whereas the GOE (i.e., full real and symmetric random matrices [15]) is recovered when $\alpha = 1$. Therefore, a transition from the PE to the GOE should be observed by increasing α from zero to one, for any given pair (n, m) .

In Fig. 2, we show examples of adjacency matrices of random bipartite networks with $n = 100$ vertices and some combinations of m and α ; while in Fig. 3 we present the adjacency matrices of the corresponding mutualistic-competitive networks. Note that when labeling the vertices according to the set they belong to, the adjacency matrices of both bipartite and mutualistic-competitive networks have a 2×2 block structure. Notice also that, in contrast to bipartite networks, since connections between vertices of the same set are allowed in mutualistic-competitive networks, the diagonal blocks of the corresponding adjacency matrices are not null matrices.

Below we define m (resp. $n - m$) as the number of vertices of the smaller (bigger) set. In this respect, the case $m = n/2$ is a limiting case where both sets have the same number of vertices, $m = n - m$. Moreover, the case $m = 1$ is another limiting case in which the smaller set consists of a single vertex. Thus, in what follows we will consider random mutualistic-competitive networks characterized by the parameter set (n, m, α) with $1 \leq m \leq n/2$ and $0 \leq \alpha \leq 1$. Notice that the case $m > n/2$ is redundant because it is equivalent to the interchange of the sets.

2.2. Spectral and topological measures

We characterize the spectral and eigenvector properties of the randomly-weighted adjacency matrices of mutualistic-competitive networks by the use of two well-known RMT measures: the ratio between consecutive eigenvalue spacings r [21] and the information or Shannon entropies S [22], whereas to probe topological properties we use the Randić index R [23], one of the best studied topological indices in mathematical chemistry.

On the one hand, given the ordered spectra $\{\lambda_i\}$ ($i = 1, \dots, n$) and the corresponding normalized eigenvectors Ψ^i , i.e., $\sum_{j=1}^n |\Psi_j^i|^2 = 1$, the ratio r_i and the entropy S_i are given by [21, 22]

$$r_i = \frac{\min(\lambda_{i+1} - \lambda_i, \lambda_i - \lambda_{i-1})}{\max(\lambda_{i+1} - \lambda_i, \lambda_i - \lambda_{i-1})} \quad (2)$$

and

$$S_i = - \sum_{j=1}^n |\Psi_j^i|^2 \ln |\Psi_j^i|^2, \quad (3)$$

respectively.

It is pertinent to mention that S , which quantifies the extension of eigenvectors in a given basis, has been widely used to study the localization characteristics of the eigenvectors of random graphs and network models. Among the vast amount of studies available in the literature, we can mention (as relevant examples to the present study) that S was used to find the universal parameters able to scale the eigenvector properties of multiplex and multilayer networks [19] and bipartite graphs [20]. In contrast, r has been scarcely used in studies of networks; for a recent exception see Ref. [24], where $P(r)$ served to characterize the percolation transition in weighted Erdős-Rényi graphs. We believe that the lack of use of r in network studies is mainly due to the fact that the introduction of r is relatively recent. In fact, most studies of spectral properties of random graphs and networks, from a RMT point of view, are based on the nearest-neighbor energy level spacing distribution $P(s)$, see e.g. [16] and the references therein. However, here we prefer to use $\langle r \rangle$, instead of $P(s)$, because the calculation of the ratios $r_i \equiv \min(s_i, s_{i+1}) / \max(s_i, s_{i+1})$ (with $s_i = (\lambda_{i+1} - \lambda_i) / \Delta$, Δ being the mean eigenvalue spacing) do not require the spectrum unfolding [15], a task that may become cumbersome mainly for the spectra of real-world systems. Moreover, the spectrum unfolding fixes $\langle s \rangle = 1$ and forbids the use of $\langle s \rangle$ as a complexity indicator; a restriction

not applicable to $\langle r \rangle$. See e.g. Ref. [13] where $\langle r \rangle$ has been recently used as a complexity indicator for directed random networks.

On the other hand, given a simple connected network with edge set $E(G)$, the Randić connectivity index is defined as [23]

$$R = \sum_{uv \in E(G)} \frac{1}{\sqrt{d_u d_v}}, \quad (4)$$

where uv denotes the edge connecting the vertices u and v , and d_i is the degree of the vertex i . We want to note that the statistical study of R we perform here is justified by the RMT approach to mutualistic-competitive networks. This statistical approach, well known in RMT studies, is not widespread in studies of topological indices, mainly because topological indices are not commonly applied to random graphs and networks; for recent exceptions see [14, 25] where average topological indices have been used as complexity indicators equivalent to traditional RMT measures. We also notice that the random weights we impose to the adjacency matrix \mathbf{A} , as defined in Eq. (1), do not play any role in the computation of vertex-degree-based indices.

From definitions (2-4), when $\alpha = 0$ (i.e., when all vertices of the mutualistic-competitive network are isolated) we have $\langle r \rangle_{\text{PE}} \approx 0.3863$ [21], $\langle S \rangle_{\text{PE}} = 0$ and $\langle R \rangle_{\text{PE}} = 0$. While when $\alpha = 1$ (i.e. when the mutualistic-competitive network is complete), $\langle r \rangle_{\text{GOE}} \approx 0.5359$ [21], $\langle S \rangle_{\text{GOE}} \approx \ln(n/2.07)$ [22] and $\langle R \rangle_{\text{GOE}} = n/2$. Here and below $\langle \cdot \rangle$ denotes the average over all eigenvalues/eigenvectors/matrices of an ensemble of mutualistic-competitive networks. We just want to add that the values of $\langle r \rangle$ reported above for the PE and the GOE limits are valid in the large-network-size limit only, see Appendix A for a small-network-size analysis of $\langle r \rangle$ at $\alpha = 0$ and 1.

3. Scaling and universality

We now apply a scaling approach that has been successfully used to find universal properties of random graphs and network models, see e.g. [16, 17, 18, 19, 20]. We can summarize this approach in the following steps: (i) plot the average spectral or topological measure $\langle X \rangle$ as a function of the parameter x , which drives the network model from the PE to the GOE regimes, so that both limits can be well identified; (ii) normalize the average measure $\langle X \rangle$ such that $\langle \bar{X} \rangle_{\text{PE}} = 0$ and $\langle \bar{X} \rangle_{\text{GOE}} = 1$; (iii) define the PE-to-GOE transition point x^* as the value of x such that $\langle \bar{X} \rangle \approx \mathcal{C}$ with $\mathcal{C} \in (0, 1)$; (iv) define the scaling parameter ξ as the ratio x/x^* . Thus, the curves $\langle \bar{X} \rangle$ vs. ξ should fall one on top of the other; that is, $\langle \bar{X} \rangle$ vs. ξ is a universal curve characterized by the scaling parameter ξ , where ξ can be explicitly written in terms of the network model parameters. Therefore, once the universal curve is found, it is possible to identify the network parameters setting the network properties on the PE and GOE regimes.

Following the steps listed above, in Fig. 4 we present the average ratio $\langle r \rangle$ (upper panels), the average Shannon entropy $\langle S \rangle$ (middle panels) and the average Randić index $\langle R \rangle$ (lower panels) as a function of the connectivity α for mutualistic-competitive random

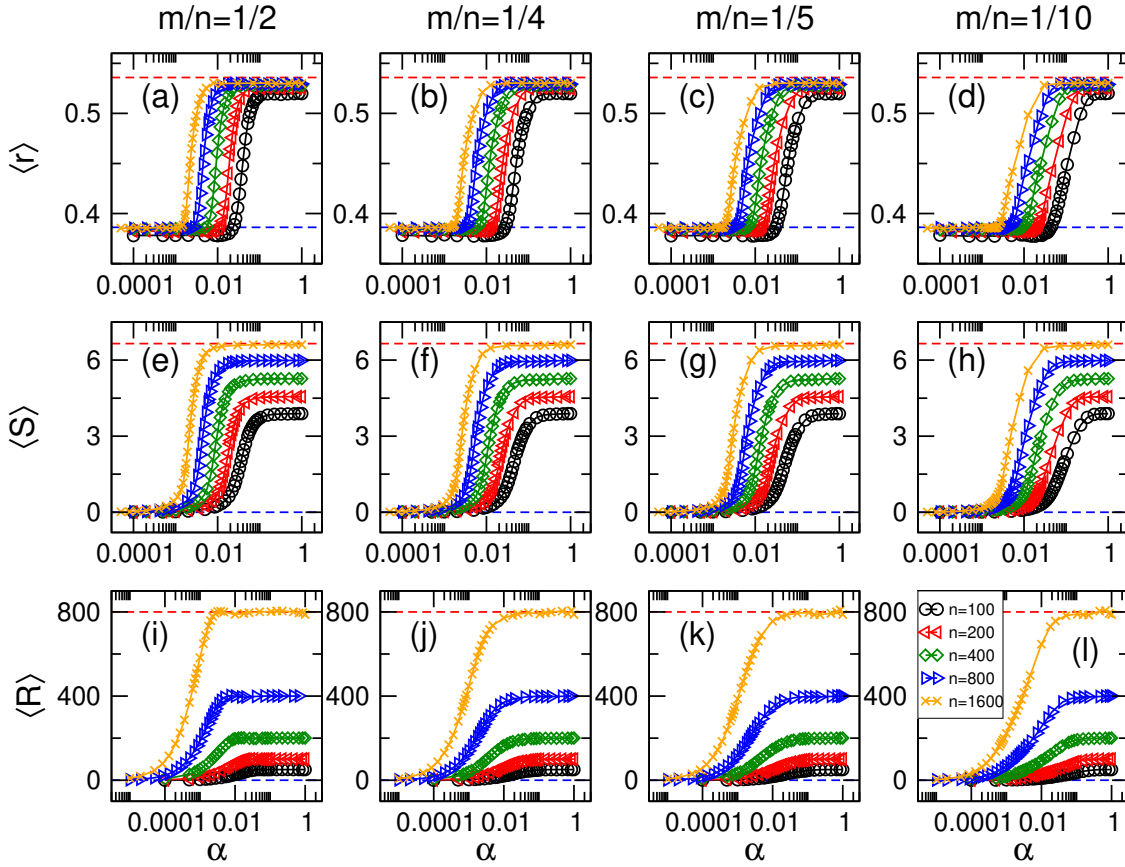


Figure 4. (a-d) Average ratio between consecutive eigenvalue spacings $\langle r \rangle$, (e-h) average Shannon entropy $\langle S \rangle$ and (i-l) average Randić index $\langle R \rangle$ as a function of the connectivity α for random mutualistic-competitive networks of size n . Four values of the ratio m/n are considered: (a,e,i) 1/2, (b,f,j) 1/4, (c,g,k) 1/5 and (d,h,l) 1/10. The (blue) red horizontal dashed lines correspond to the RMT predictions for the (PE) GOE with $n = 1600$. Each symbol was computed by averaging over $10^6/n$ random networks.

networks characterized by different values of m/n . Each panel reports five network sizes ranging from $n = 100$ to 1600. From this figure, it is clear that all curves $\langle X \rangle$ vs. α show the transition from the PE to the GOE (here and below X represents the three measures reported in this work: r , S and R).

Then, in Fig. 5, we plot again the curves of Fig. 4 but normalizing $\langle X \rangle$ such that $\langle \bar{X} \rangle_{\text{PE}} = 0$ and $\langle \bar{X} \rangle_{\text{GOE}} = 1$. That is, $\langle \bar{r} \rangle \equiv [\langle r \rangle - \langle r \rangle_{\text{PE}}] / [\langle r \rangle_{\text{GOE}} - \langle r \rangle_{\text{PE}}]$, $\langle \bar{S} \rangle \equiv \langle S \rangle / \langle S \rangle_{\text{GOE}}$ and $\langle \bar{R} \rangle \equiv \langle R \rangle / \langle R \rangle_{\text{GOE}}$. We note that while we use $\langle S \rangle_{\text{GOE}} \approx \ln(n/2.07)$ and $\langle R \rangle_{\text{GOE}} = n/2$, due to small-network-size effects, the values of $\langle r \rangle_{\text{PE}}$ and $\langle r \rangle_{\text{GOE}}$ are computed numerically; see Appendix A. Figure 5 shows that the net effect of increasing the network size n is the displacement of the curves $\langle \bar{X} \rangle$ to the left on the α -axis. Moreover, the fact that the curves are displaced the same amount (in log scale) when doubling n is a signature of the scaling of $\langle \bar{X} \rangle$ with n . Thus, in order to look for the corresponding scaling parameter we characterize the position of the curves $\langle \bar{X} \rangle$ vs. α by extracting the localization-to-delocalization transition point α^* that we define as

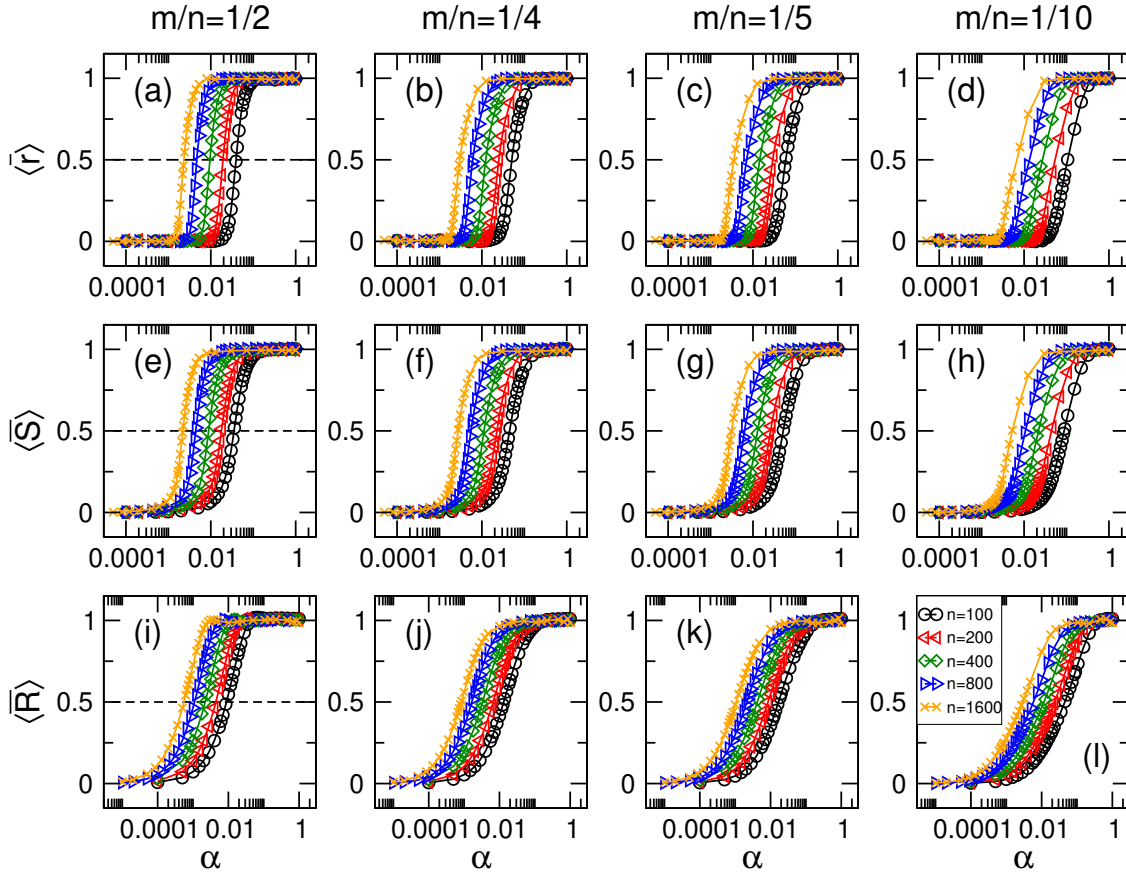


Figure 5. Normalized measures (a-d) $\langle \bar{r} \rangle$, (e-h) $\langle \bar{S} \rangle$ and (i-l) $\langle \bar{R} \rangle$ as a function of the connectivity α for random mutualistic-competitive networks of size n . Same curves as in Fig. 4. Horizontal dashed lines in left panels indicate $\langle \bar{X} \rangle = 0.5$.

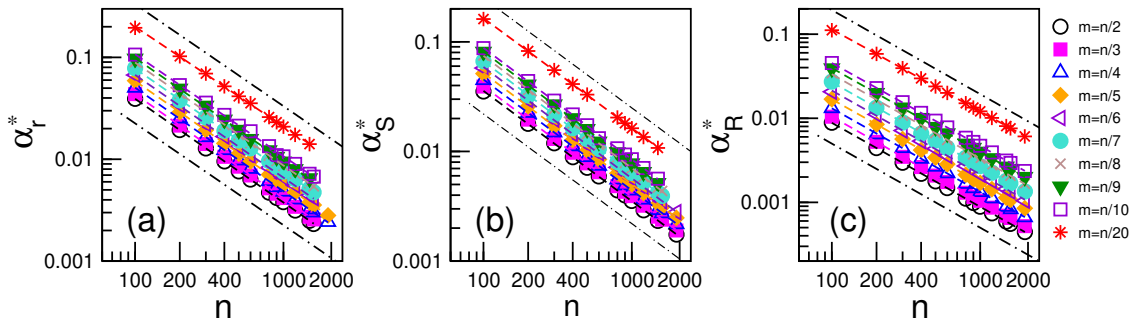


Figure 6. Localization-to-delocalization transition point α^* as a function of n for several values of the ratio m/n . α^* was extracted from curves (a) $\langle \bar{r} \rangle$ vs. α , (b) $\langle \bar{S} \rangle$ vs. α and (c) $\langle \bar{R} \rangle$ vs. α . The dashed lines are fittings to the data with Eq. (5); the values of δ and λ obtained from these fittings are reported in Table 1 and Fig. 9, respectively. Dot-dashed lines, shown to guide the eye, are proportional to n^{-1} .

the value of α for which $\langle \bar{X} \rangle \approx 0.5$; i.e., the value of α such that $\langle \bar{X} \rangle$ is at half of the transition between the PE and the GOE. In Fig. 6, we report the localization-to-delocalization transition point α^* as a function of n for several values of the ratio m/n .

Indeed, the linear trend of the data (in log-log scale) in Fig. 6 implies a power-law relation of the form

$$\alpha^* = \lambda n^\delta . \quad (5)$$

As can be observed in Fig. 6 (see the dashed lines), Eq. (5) provides very good fittings to the data. The values of the power δ obtained from the fittings in Fig. 6 (which are reported in Table 1) allowed us to conclude that $\delta \approx 1$ for all the combinations of (n, m) considered here. So, we write

$$\xi = \frac{\alpha}{\alpha^*} \propto \alpha n . \quad (6)$$

Therefore, by plotting again the curves $\langle \bar{X} \rangle$ now as a function of ξ we observe that curves for different mutualistic network sizes n collapse on top of a single curve, see Fig. 7. That is, for a given ratio m/n , ξ fixes the spectral and topological properties of our randomly-weighted mutualistic-competitive networks.

m/n	measure		
	$\langle \bar{r} \rangle$	$\langle \bar{S} \rangle$	$\langle \bar{R} \rangle$
1/2	0.979	1.006	0.998
1/3	1.001	1.009	1.001
1/4	1.011	1.012	0.994
1/5	1.011	1.014	0.996
1/6	1.007	1.015	0.998
1/7	1.009	1.019	0.998
1/8	1.015	1.025	1.003
1/9	1.017	1.022	0.997
1/10	1.022	1.018	0.987
1/20	1.018	1.003	0.976

Table 1. Values of the power δ obtained from the fittings, with Eq. (5), of the curves $\alpha^*(X)$ vs. n of Fig. 6.

It is important to add that even though we were able to scale the average ratio between consecutive eigenvalue spacings, the average Shannon entropy and the average Randić index of random mutualistic-competitive networks, as shown in Fig. 7, there is still a dependence (weak, though) of the curves $\langle \bar{X} \rangle$ vs. ξ on the ratio m/n . Indeed, a similar dependence was reported for random bipartite networks in Ref. [20]. To illustrate this weak dependence, in Fig. 8 we report curves $\langle \bar{X} \rangle$ vs. ξ for several values of m/n . Here, we can observe that the larger the ratio m/n , the sharper the PE-to-GOE transition. However, it is relevant to add that our interest is focused on large values of m/n since we have observed that most real-world mutualistic networks are characterized by ratios in the interval $(1/3, 1/2)$; see the next Section.

From Fig. 7 we can conclude that the average properties of the random mutualistic-competitive network model studied here coincide with those of the PE and the GOE when $\xi < 1/10$ and $\xi > 10$, respectively; while a PE-to-GOE transition regime approximately appears for $1/10 < \xi < 10$.

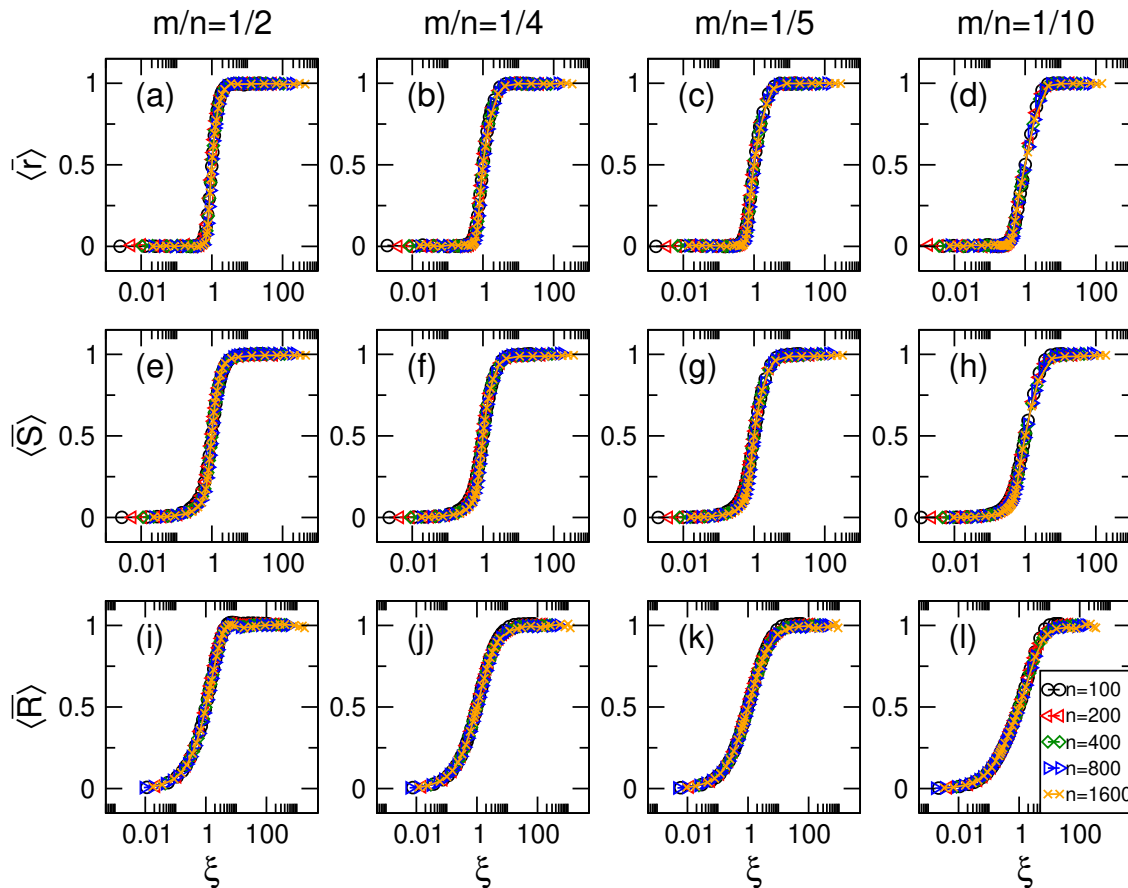


Figure 7. Normalized measures (a-d) $\langle \bar{r} \rangle$, (e-h) $\langle \bar{S} \rangle$ and (i-l) $\langle \bar{R} \rangle$ as a function of the scaling parameter ξ for random mutualistic-competitive networks of size n . Same curves of Fig. 5.

4. Real-world mutualistic-competitive networks

We now validate the scaling approach to mutualistic-competitive random networks, developed in the previous section, by contrasting the obtained universal curves for $\langle \bar{r} \rangle$, $\langle \bar{S} \rangle$ and $\langle \bar{R} \rangle$ with the spectral and topological properties of real-world networks.

To this end we chose a number of pollination networks, host-parasite networks, seed dispersal networks and food webs from the Web of Life ecological networks database (<http://www.web-of-life.es/>) with sizes ranging from $n \sim 10$ to $n \sim 1000$; see the adjacency matrices of some of these mutualistic networks in Appendix B. For each of these networks we computed $\langle \bar{r} \rangle$, $\langle \bar{S} \rangle$ and \bar{R} . We note that we imposed random weights to the adjacency matrix elements of the real-world mutualistic-competitive networks, such that the obtained adjacency matrices are similar to those of our RMT model. Then, we computed the value of ξ that characterizes each of the real-world networks. However, since the real-world networks are highly nonhomogeneous, we compute an average sparsity $\langle \alpha \rangle$ to be used in $\xi = \langle \alpha \rangle n / \lambda$, see Eqs. (5,6). Moreover, notice that $\lambda \equiv \lambda(m/n)$, thus for a given ratio m/n we obtain λ from $\lambda_r = 2.34(m/n)^{-0.68}$, $\lambda_S = 1.97(m/n)^{-0.65}$ and $\lambda_R = 0.31(m/n)^{-1.13}$. Here, the functions $\lambda_{r,S,R}$ are power-law

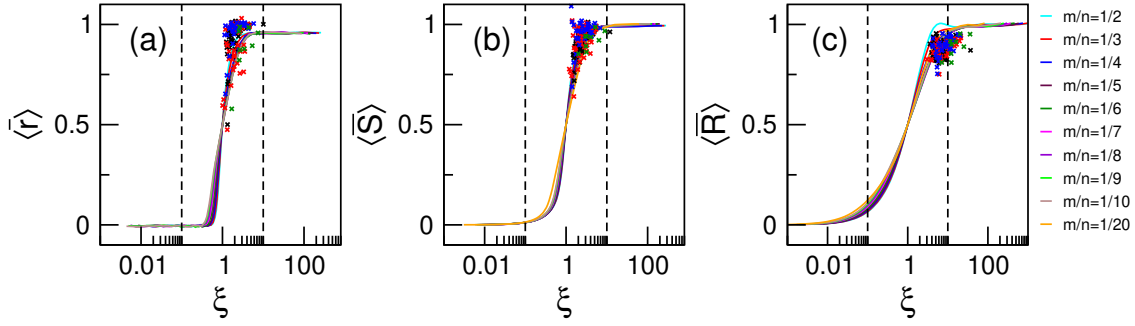


Figure 8. Normalized measures (a) $\langle \bar{r} \rangle$, (b) $\langle \bar{S} \rangle$ and (c) $\langle \bar{R} \rangle$ as a function of the scaling parameter ξ for random mutualistic-competitive networks of size $n = 1000$ and several ratios m/n . The vertical dashed lines at $\xi = 1/10$ and $\xi = 10$ mark the onset of eigenvector delocalization and the onset of the GOE regime, respectively. Crosses indicate the values of (a) $\langle \bar{r} \rangle$, (b) $\langle \bar{S} \rangle$ and (c) \bar{R} of 68 pollination networks (black), 49 host-parasite networks (red), 34 seed dispersal networks (blue) and 9 food webs (green) from the Web of Life ecological networks database (<http://www.web-of-life.es/>).

fittings to the data, λ vs. m/n , reported in Fig. 9. Specifically, 50% of the 160 chosen real-world networks have a m/n ratio in the interval $(1/3, 1/2)$; while the smallest m/n ratio of our set of real-world networks is about $1/12$.

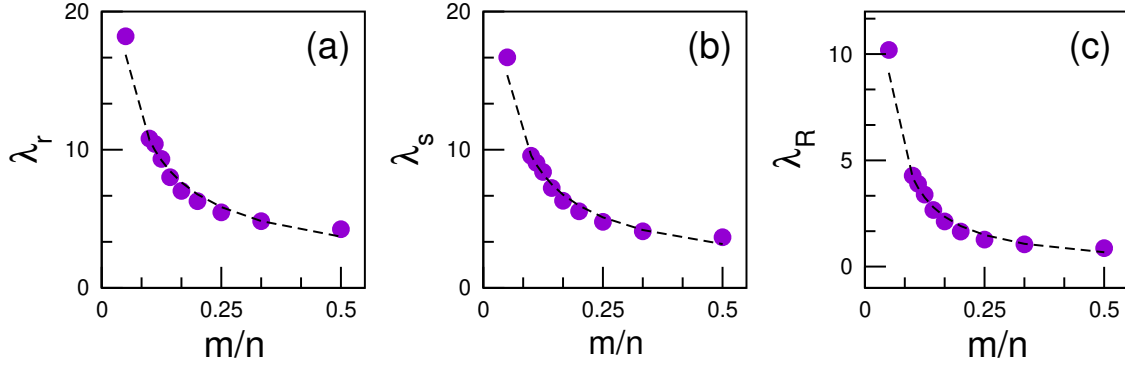


Figure 9. Parameter λ as function of the ratio m/n . λ (symbols) was extracted from the fittings, with Eq. (5), of the curves of Fig. 5: (a) $\langle \bar{r} \rangle$ vs. α , (b) $\langle \bar{S} \rangle$ vs. α and (c) $\langle \bar{R} \rangle$ vs. α . The dashed lines are the best power-law fittings to the data: $\lambda_r = 2.34(m/n)^{-0.68}$, $\lambda_s = 1.97(m/n)^{-0.65}$ and $\lambda_R = 0.31(m/n)^{-1.13}$.

Finally, in Fig. 8 we report the values of $\langle \bar{r} \rangle$, $\langle \bar{S} \rangle$ and \bar{R} of real-world networks on top of the universal curves obtained from our RMT approach. Remarkably, we observe a reasonably good correspondence between the spectral and topological properties of real-world mutualistic-competitive networks (symbols) and the corresponding statistical predictions (full lines).

5. Conclusions

In this paper, we have applied a statistical approach, based on random matrix theory (RMT) techniques, to mutualistic random networks with projected edges that emulate intra-group competitive interactions. Specifically, we have proposed a random matrix ensemble that represents the adjacency matrices of mutualistic-competitive networks composed by two vertex sets of sizes m and $n - m$. Thus, the parameters of the RMT model are: the network size n , the size of the smaller set m (with $1 \leq m \leq n/2$) and the connectivity between the two sets $\alpha \in [0, 1]$ forming the mutualistic system. We focused on the spectral, eigenvector and topological properties of the random network model by computing, respectively, the ratio of consecutive eigenvalue spacings r , the Shannon entropy of the eigenvectors S and the Randić index R .

First, based on a scaling study, we defined a scaling parameter $\xi \propto \alpha n$, see Eq. (6), that fixes the average spectral, eigenvector and topological properties of the random network model. Specifically, we reported universal curves $\langle \bar{X} \rangle$ vs. ξ (where X represents r , S and R) that show a weak dependence on the parameter m ; see Figs. 7 and 8. Thus, our study provides a way to predict the average properties of random mutualistic-competitive networks once ξ is known. On the one hand, concerning the adjacency matrix eigenvectors: For $\xi < 1/10$ the eigenvectors are localized, $\langle S \rangle \approx 0$, when $\xi > 10$ the eigenvectors are extended, $\langle S \rangle \approx \ln(n/2.07)$, whereas the localization-to-delocalization transition occurs in the interval $1/10 < \xi < 10$. Equivalently, $\xi \approx 1/10$ marks the onset of eigenvector delocalization (where the adjacency matrix eigenvectors cover more than just one vertex in the network), while $\xi \approx 10$ marks the onset of the GOE regime (where the adjacency matrix eigenvectors are extended over all the vertices forming the network). In this respect, the PE-to-GOE transition reported in Sec. 3 corresponds to a localization-to-delocalization transition. On the other hand, concerning the topological properties of the network (that we characterize by the use of the Randić index): For $\xi < 1/10$ most vertices in the mutualistic-competitive network are isolated, $\langle R \rangle \approx 0$, while for $\xi > 10$ the network acquires the properties of a complete network, $\langle R \rangle \approx n/2$; that is, the transition from isolated vertices to a complete-like behaviour occurs in the interval $1/10 < \xi < 10$.

Second, we verified our statistical predictions by contrasting them with the properties of real-world networks. Indeed, we found a reasonably good correspondence between the properties of real-world mutualistic-competitive networks and the corresponding $\langle \bar{X} \rangle$ vs. ξ universal curves, as can be clearly seen in Fig. 8. Of further interest, we observed that the real-world networks, even though characterized by values of ξ below the onset of the GOE regime, displayed spectral, eigenvector and topological properties very close to those of the GOE. This may be understood as a signature of maximal complexity (i.e. maximal chaos in RMT terms) in the real-world mutualistic-competitive networks we analyzed here.

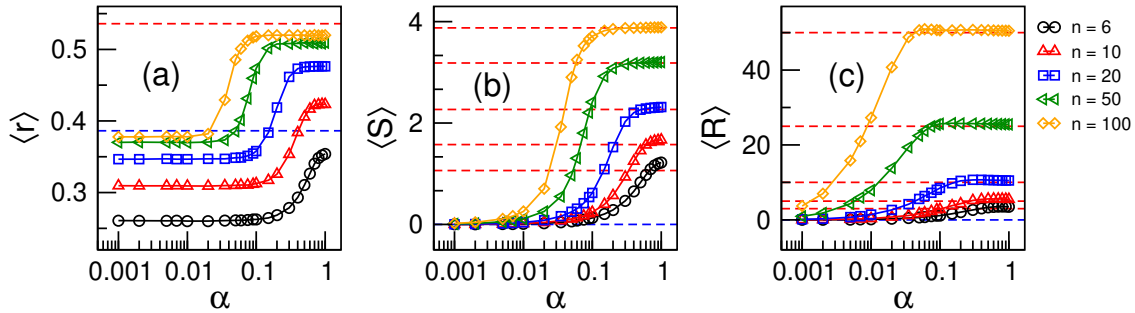


Figure A1. (a) Average ratio between consecutive eigenvalue spacings $\langle r \rangle$, (b) average Shannon entropy $\langle S \rangle$ and (c) average Randić index $\langle R \rangle$ as a function of the connectivity α for random mutualistic-competitive networks of sizes $n \leq 100$. Here, $m/n = 1/2$ has been considered. Each symbol was computed by averaging over $10^6/n$ random networks. The (blue) red dashed lines in (a) correspond to the RMT predictions for the (PE) GOE.

Acknowledgements

T.P. acknowledges FAPESP (Grant No. 2016/23827-6). Y. M. acknowledges partial support from the Government of Aragon, Spain through grant E36-20R (FENOL), by MINECO and FEDER funds (FIS2017-87519-P) and by Intesa Sanpaolo Innovation Center. The funders had no role in study design, data collection, and analysis, decision to publish, or preparation of the manuscript.

Appendix A. Small-network-size effects

In Fig. 4 we reported $\langle r \rangle$, $\langle S \rangle$ and $\langle R \rangle$ as a function of the connectivity α for mutualistic-competitive random networks of sizes $n \geq 100$ characterized by different ratios m/n . There, small-network-size effects are evident for $\langle r \rangle$; that is the curves $\langle r \rangle$ vs. α do not approach $\langle r \rangle_{\text{PE}} \approx 0.3863$ and $\langle r \rangle_{\text{GOE}} \approx 0.5359$ when $\alpha \rightarrow 0$ and $\alpha \rightarrow 1$, respectively. As expected, small-network-size effects are even more pronounced for $\langle r \rangle$ when $n < 100$, as can be clearly seen in Fig. A1(a). For completeness in Figs. A1(b) and A1(c) we also present $\langle S \rangle$ and $\langle R \rangle$, respectively, as a function of the connectivity α for mutualistic random networks of sizes $n \leq 100$. However, for $\langle S \rangle$ and $\langle R \rangle$ we do not observe important small-network-size effects. In Fig. A1 we used $m/n = 1/2$, but other ratios m/n produce similar curves.

In particular, as part of the scaling approach to mutualistic-competitive random networks developed in Sec. 3, we normalized the spectral and topological measures studied in this paper. Specifically, we defined $\langle \bar{r} \rangle \equiv [\langle r \rangle - \langle r \rangle_{\text{PE}}] / [\langle r \rangle_{\text{GOE}} - \langle r \rangle_{\text{PE}}]$, $\langle \bar{S} \rangle \equiv \langle S \rangle / \langle S \rangle_{\text{GOE}}$ and $\langle \bar{R} \rangle \equiv \langle R \rangle / \langle R \rangle_{\text{GOE}}$. Therefore, in Fig. A2 we present $\langle r \rangle$, $\langle S \rangle$ and $\langle R \rangle$ at $\alpha = 0$ and $\alpha = 1$ as a function of n and compare them with the corresponding PE and GOE predictions, respectively. Indeed, since we observe good correspondence between $\langle S \rangle$ and $\langle R \rangle$ at $\alpha = 1$ with the corresponding GOE predictions, see Figs. A2(b) and A2(c), we used $\langle S \rangle_{\text{GOE}} \approx \ln(n/2.07)$ and $\langle R \rangle_{\text{GOE}} = n/2$ to compute $\langle \bar{S} \rangle$ and $\langle \bar{R} \rangle$,

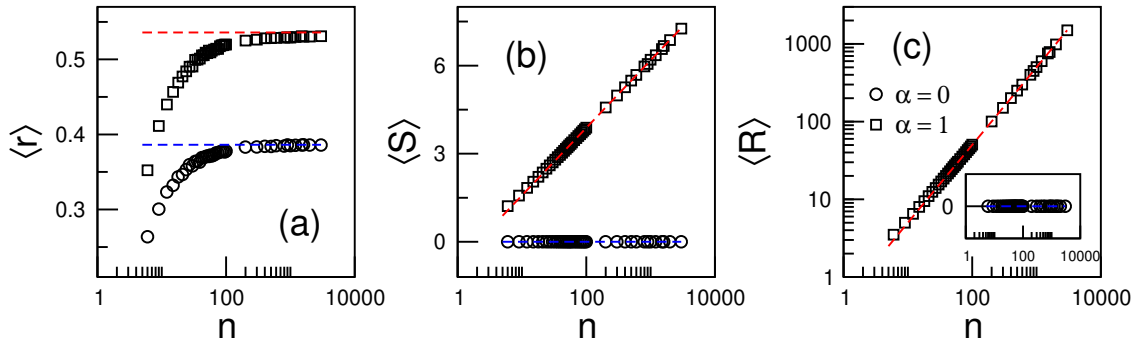


Figure A2. (a) $\langle r \rangle$, (b) $\langle S \rangle$ and (c) $\langle R \rangle$ at $\alpha = 0$ (circles) and $\alpha = 1$ (squares) as a function of the graph size n . Here, $m/n = 1/2$ has been considered. The blue [red] dashed lines correspond to the RMT predictions for the PE [GOE]: $\langle r \rangle_{\text{PE}} \approx 0.3863$, $\langle S \rangle_{\text{PE}} = 0$ and $\langle R \rangle_{\text{PE}} = 0$ [$\langle r \rangle_{\text{GOE}} \approx 0.5359$, $\langle S \rangle_{\text{GOE}} \approx \ln(n/2.07)$ and $\langle R \rangle_{\text{GOE}} = n/2$].

respectively. In contrast, the RMT predictions for $\langle r \rangle$ in the PE and GOE regimes are only approached when $n > 1000$; see Fig. A1(a). Thus, the values of $\langle r \rangle_{\text{PE}}$ and $\langle r \rangle_{\text{GOE}}$ used to compute $\langle \bar{r} \rangle$ in Sec. 3 were calculated numerically for the given network sizes used.

Appendix B. Adjacency matrices of real-world networks

In Sec. 4 we validated the scaling approach to mutualistic-competitive random networks developed in Sec. 3 by contrasting the obtained universal curves for $\langle \bar{r} \rangle$, $\langle \bar{S} \rangle$ and $\langle \bar{R} \rangle$ with the spectral and topological properties of real-world networks. Here, in Figs. B1, B2 and B3 we present the actual adjacency matrices of some of the real-world networks from the Web of Life ecological networks database (<http://www.web-of-life.es/>). In Figs. B1, B2 and B3 we report some examples of small-size ($n \sim 10$), medium-size ($n \sim 100$) and large-size ($n \sim 500$) networks, respectively. For completeness, in each figure we show bipartite adjacency matrices (upper panels) as well as the corresponding mutualistic-competitive adjacency matrices (lower panels).

References

- [1] M. Newman, Networks, Oxford University Press, 2018.
- [2] L. A. N. Amaral, A. Scala, M. Barthelemy, H. E. Stanley, Classes of small-world networks, Proceedings of the National Academy of Sciences 97 (21) (2000) 11149–11152.
- [3] M. E. Newman, Scientific collaboration networks. i. network construction and fundamental results, Phys. Rev. E **64** (1), 016131 (2001).
- [4] P. Doreian, V. Batagelj, A. Ferligoj, Generalized blockmodeling of two-mode network data, Social networks 26 (1) (2004) 29–53.
- [5] T. Zhou, J. Ren, M. Medo, Y.-C. Zhang, Bipartite network projection and personal recommendation, Phys. Rev. E **76** (4), 046115 (2007).
- [6] F. Liljeros, C. R. Edling, L. A. N. Amaral, H. E. Stanley, Y. Åberg, The web of human sexual contacts, Nature 411 (6840) (2001) 907–908.
- [7] J. Bascompte, P. Jordano, Mutualistic networks, Vol. 70, Princeton University Press, 2013.

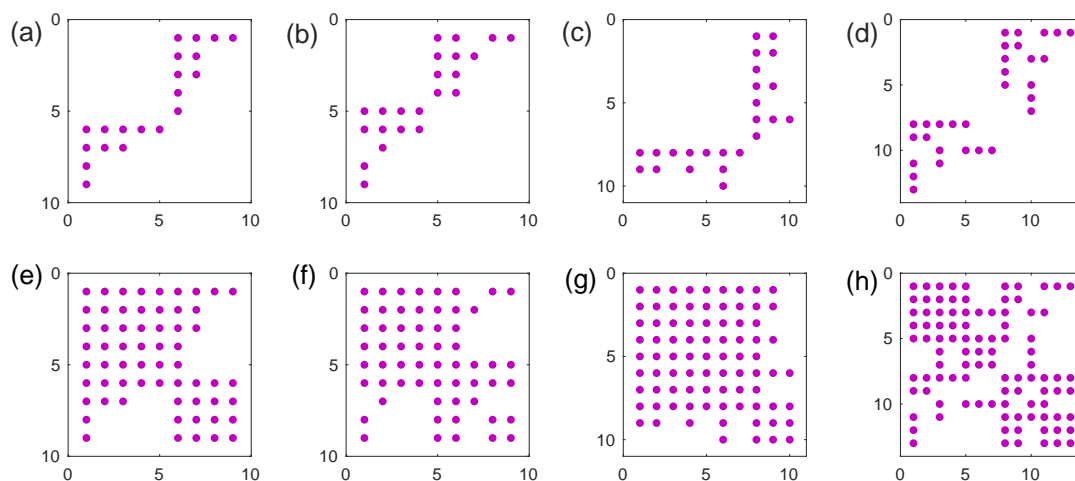


Figure B1. Top panels: Adjacency matrices of real-world bipartite networks from the Web of Life ecological networks database (<http://www.web-of-life.es/>). (a) Seed dispersal network M_SD_029 ($n = 9$, $m = 4$, $\alpha = 0.5$), (b) seed dispersal network M_SD_030 ($n = 9$, $m = 5$, $\alpha = 0.55$), (c) host parasite network A_HP_015 ($n = 10$, $m = 3$, $\alpha = 0.571$) and (d) host parasite network A_HP_035 ($n = 13$, $m = 6$, $\alpha = 0.357$). Lower panels: Corresponding mutualistic-competitive adjacency matrices.

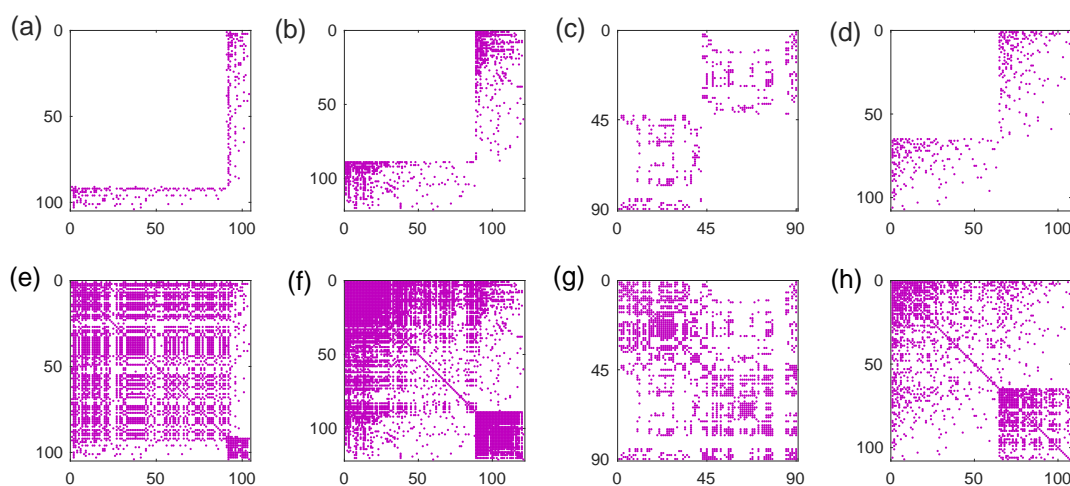


Figure B2. Top panels: Adjacency matrices of real-world bipartite networks from the Web of Life ecological networks database (<http://www.web-of-life.es/>). (a) Pollination network M_PL_051 ($n = 104$, $m = 14$, $\alpha = 0.13$), (b) seed dispersal network M_SD_034 ($n = 121$, $m = 33$, $\alpha = 0.139$), (c) food web network FW_007 ($n = 90$, $m = 42$, $\alpha = 0.109$) and (d) pollination network M_PL_002 ($n = 107$, $m = 43$, $\alpha = 0.071$). Lower panels: Corresponding mutualistic-competitive adjacency matrices.

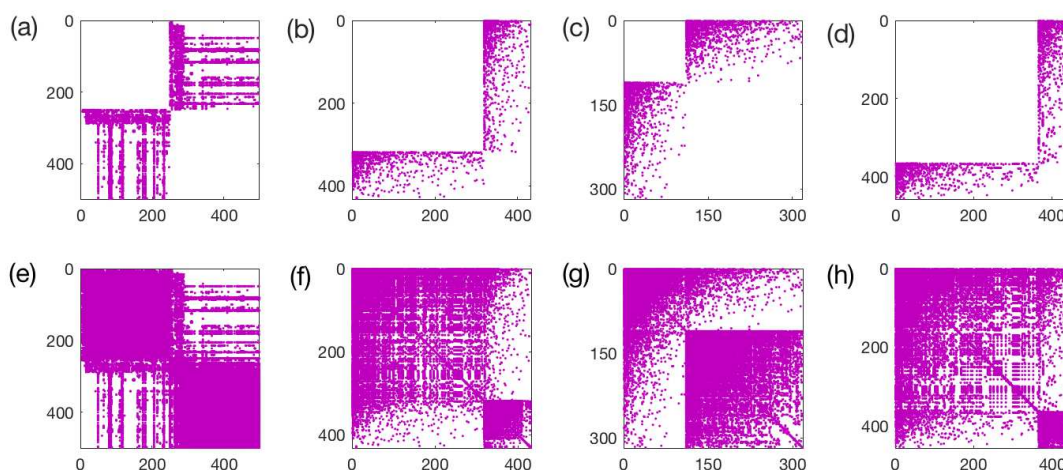


Figure B3. Top panels: Adjacency matrices of real-world bipartite networks from the Web of Life ecological networks database (<http://www.web-of-life.es/>). (a) Food web network FW_008 ($n = 498$, $m = 249$, $\alpha = 0.0534$), (b) pollination network M_PL_054 ($n = 431$, $m = 113$, $\alpha = 0.022$), (c) seed dispersal network M_SD_022 ($n = 317$, $m = 110$, $\alpha = 0.049$) and (d) pollination network M_PL_056 ($n = 456$, $m = 91$, $\alpha = 0.026$). Lower panels: Corresponding mutualistic-competitive adjacency matrices.

- [8] G. A. Pavlopoulos, P. I. Kontou, A. Pavlopoulou, C. Bouyioukos, E. Markou, P. G. Bagos, Bipartite graphs in systems biology and medicine: a survey of methods and applications, *GigaScience* 7 (4) (2018).
- [9] B. Karrer, M. E. Newman, Random graphs containing arbitrary distributions of subgraphs, *Phys. Rev. E* **82** (6), 066118 (2010).
- [10] F. Battiston, G. Cencetti, I. Iacopini, V. Latora, M. Lucas, A. Patania, J.-G. Young, G. Petri, Networks beyond pairwise interactions: structure and dynamics, *Physics Reports* (2020).
- [11] U. Bastolla, M. A. Fortuna, A. Pascual-García, A. Ferrera, B. Luque, J. Bascompte, The architecture of mutualistic networks minimizes competition and increases biodiversity, *Nature* 458 (7241) (2009) 1018–1020.
- [12] C. Gracia-Lázaro, L. Hernández, J. Borge-Holthoefer, Y. Moreno, The joint influence of competition and mutualism on the biodiversity of mutualistic ecosystems, *Scientific reports* 8 (1) (2018) 1–9.
- [13] T. Peron, B. M. F. de Resende, F. A. Rodrigues, L. da F. Costa, and J. A. Mendez-Bermudez, Spacing ratio characterization of the spectra of directed random networks, *Phys. Rev. E* **102**, 062305 (2020).
- [14] C. T. Martínez-Martínez, J. A. Mendez-Bermudez, J. M. Rodríguez, and J. M. Sigarreta, Computational and analytical studies of the Randić index in Erdős–Rényi models, *Appl. Math. Comput.* **377**, 125137 (2020).
- [15] M. L. Mehta, *Random matrices* (Elsevier, Amsterdam, 2004).
- [16] J. A. Mendez-Bermudez, A. Alcazar-Lopez, A. J. Martínez-Mendoza, F. A. Rodrigues, and T. K. DM. Peron, Universality in the spectral and eigenfunction properties of random networks, *Phys. Rev. E* **91**, 032122 (2015)
- [17] L. Alonso, J. A. Mendez-Bermudez, A. Gonzalez-Melendrez, and Y. Moreno, Weighted random-geometric and random-rectangular graphs: Spectral and eigenfunction properties of the adjacency matrix, *J. Complex Networks* **6**, 753 (2018).
- [18] L. Alonso, J. A. Mendez-Bermudez, and E. Estrada, Geometrical and spectral study of β -skeleton graphs, *Phys. Rev. E* **100**, 062309 (2019).

- [19] J. A. Mendez-Bermudez, G. Ferraz-de-Arruda, F. A. Rodrigues, and Y. Moreno. Scaling properties of multilayer random networks, *Phys. Rev. E* **96**, 012307 (2017).
- [20] C. T. Martinez-Martinez, J. A. Mendez-Bermudez, Y. Moreno, J. J. Pineda-Pineda, and J. M. Sigarreta. Spectral and localization properties of random bipartite graphs, *Chaos Soliton Fract. X* **3**,100021 (2019).
- [21] Y. Y. Atas, E. Bogomolny, O. Giraud, and G. Roux, Distribution of the ratio of consecutive level spacings in random matrix ensembles, *Phys. Rev. Lett.* **110**, 084101 (2013).
- [22] B. Mirbach, H.J. Korsh, A generalized entropy measuring quantum localization, *Annal. Phys. (N.Y.)* **265**, 80 (1998).
- [23] M. Randić, On characterization of molecular branching, *J. Am. Chem. Soc.* **97**, 6609 (1975).
- [24] G. Torres-Vargas, R. Fossion, and J. A. Mendez-Bermudez, Normal mode analysis of spectra of random networks, *Physica A* **545**, 123298 (2020).
- [25] C. T. Martinez-Martinez, J. A. Mendez-Bermudez, J. M. Rodriguez, and J. M. Sigarreta, Computational and analytical studies of the harmonic index in Erdős–Rényi models, *MATCH Commun. Math. Comput. Chem.* **85**, 395 (2021).