

Interaction induced bi-skin effect in an exciton-polariton system

Xingran Xu,^{1,*} Huawen Xu,¹ S. Mandal,¹ R. Banerjee,¹ Sanjib Ghosh,¹ and T.C.H. Liew^{1,2,†}

¹*Division of Physics and Applied Physics, School of Physical and Mathematical Sciences, Nanyang Technological University, Singapore 637371, Singapore*

²*MajuLab, International Joint Research Unit UMI 3654, CNRS, Université Côte d'Azur, Sorbonne Université,*

National University of Singapore, Nanyang Technological University, Singapore

(Dated: March 1, 2021)

The non-Hermitian skin effect can be realized through asymmetric hopping between forward and backward directions, where all the modes of the system are localized at one edge of a finite 1D lattice. However, achieving such an asymmetric hopping in optical systems is far from trivial. Here we show theoretically that in a finite chain of 1D exciton-polariton micropillars with symmetric hopping, the inherent non-linearity of the system can exhibit a bi-skin effect, where the modes of the system are localized at the two edges of the system. To show the topological origin of such modes, we calculate the winding number.

Introduction.—Exciton-polaritons are bosonic quasi-particles arising from the strong coupling between excitons and photons in microcavities [1–4]. The combination of photons and excitons allows polaritons to possess the characteristics of both its root parts, for example, low effective mass from the photonic part and strong nonlinearity from the excitonic part. Moreover, due to the photons escaping from the microcavity, exciton-polaritons are noticeably an open quantum (non-Hermitian) system, which requires additional pumping to maintain a steady state in the system [5]. This character makes the exciton-polariton system an ideal platform to study non-Hermitian transitions with gain and loss [6, 7]. Although various research has been done in the Hermitian regime to realize polariton topological phases with the interplay between Zeeman shift resulting from the application of magnetic field and the transverse electric-transverse magnetic (TE-TM) splitting of the photonic modes [8–12], accounting for nonlinearity [13, 14], and using the polarization splitting of elliptical micropillars [15], several works have been reported in recent years to explore the non-Hermitian physics in the exciton-polariton system. Exceptional points (EPs) in the exciton-polariton system have been realized in Refs. [16–18]. Recently, the measurement of non-Hermitian topological invariants [19], topological end mode lasing [20], and non-reciprocal polaritons [21] have been reported.

Non-Hermitian physics has attracted a tremendous attention in recent years due to the discovery of the non-Hermitian skin effect, where *all* the modes are localized to one end of a lattice [22–45]. This is different to the case of Hermitian systems, where modes within a topological bandgap are localized at the edges of a finite sample due to bulk-boundary correspondence. Due to non-Hermiticity, the Bloch theory does not even hold approximately for finite sized non-Hermitian systems and one must turn to the generalized Brillouin zone (GBZ) theory based on a complex momentum to explain the non-Hermitian skin effect [35, 46–50]. To realize the

skin effect, the simplest model is the so-called Hatano-Nelson(HN) model [51, 52] without disorder where the hopping in a lattice is different in different directions.

Along with the same idea of the HN model, the Su-Schrieffer-Heeger(SSH) model with asymmetric hopping has been proposed or realized in many systems like waveguides [53, 54], photonic lattices [39, 55], circuits [56] etc. The non-Hermitian topological bulk-boundary correspondence can be obtained by using the GBZ theory and by solving the boundary equations with complex momentum [35–37, 49, 57–60]. Due to the chiral symmetry, the system will have an energy pair of $(E, -E)$ and they will collapse at zero energy modes. The winding number can be well defined by the calculation with the periodic boundary energies with the GBZ. Meanwhile, more and more work is going to explain the topological origin of the skin modes and the GBZ is not necessary for line gap non-Hermitian Hamiltonians where the basis can be enlarged to construct a Hermitian Hamiltonian [29, 35, 37, 48, 61, 62]. Although the winding in the whole Bloch region is still zero for zero energy pairs, the system can still have a topological non-trivial phase if energy pairs can be made to collapse at non-zero (complex) energy.

In this letter, we use the particle-hole symmetry of the fluctuation theory of exciton-polariton systems to realize “bi-skin” modes where all the wavefunctions are localized at both sides of a one-dimensional lattice. Being compatible with recent experiments, we consider a non-equilibrium polariton condensate corresponding to a plane-wave with non-zero momentum. By the Bogoliubov-de-Gennes(BdG) transformation [63, 64], the fluctuations of the condensate will have two modes with particle-hole symmetry. By considering a suitable BdG lattice by tight-binding theory, the bi-skin effect will appear with symmetric hopping between sites. To classify the symmetry and the topologies of the system, we calculate the winding number of the system without assuming the GBZ theory. Because of the particle-hole symme-

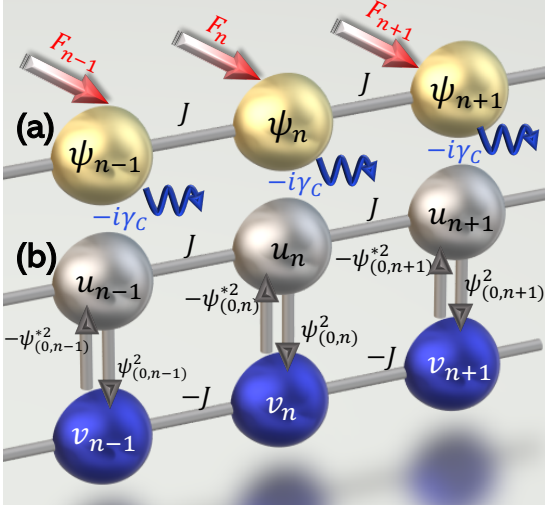


Figure 1. Scheme of polariton lattice (a) and the related Bogoliubov lattice (b) with u_n and v_n representing the different Bogoliubov fluctuation amplitudes on each site.

try [65], the energy spectrum will not collapse at zero modes but some purely imaginary energies. The different topological phases can be well defined by the winding of the EPs and the localization of the wavefunction. Finally, we analyze the stability of the system and calculate the energy dispersion, which can be observed via photoluminescence [66, 67] or four-wave mixing spectroscopy [68].

Model.—We consider a simple chain with symmetric hopping J between nearest neighbours, formed by exciton-polariton micropillars, as shown in Fig. 1(a). Such chains have been realized experimentally [69]. Typically the behavior of a polariton condensate is studied, which itself has no topological features in such a system. The system can be described by the driven-dissipative nonlinear Gross-Pitaevskii (GP) equation

$$i\hbar \frac{\partial \psi_n}{\partial t} = (\Delta - i\gamma_C) \psi_n + J(\psi_{n-1} + \psi_{n+1}) + g|\psi_n|^2 \psi_n + F_n, \quad (1)$$

Here, $\Delta = E_0 - \hbar\omega_p$ is the onsite detuning between the bare polariton mode having energy E_0 and a coherent drive F_n with frequency ω_p . g represents the nonlinear interaction strength and γ_C is the effective dissipation. In order to find the optimum parameter range we move to the dimensionless units by making the following substitutions: $t \rightarrow \hbar/\gamma_C$, $J \rightarrow J/\gamma_C$, $\Delta \rightarrow \Delta/\gamma_C$, $\psi_n \rightarrow \psi_n \sqrt{\gamma_C/g}$, and $F_n \rightarrow F_n \sqrt{g/\gamma_C^3}$. One of the main ingredients of our scheme is a plane-wave like stationary state $\psi_{0,n} = Ae^{ik_p n}$ (as shown in Fig. 2(a)) realized by spatially modulating a coherent field [70–73] and the appropriate choice of F_n is obtained by setting the time derivative in Eq. (1) to zero:

$$F_n = \left[-\Delta + i - 2J \cos(k_p) - |A|^2 \right] Ae^{ik_p n}, \quad (2)$$

where A is the square root of the density of the condensate and k_p is the pumping momentum and $n \neq 1$ or N . Because of the boundary, we should set the first and the last site pumping by replacing $2J \cos(k_p)$ in Eq. (2) with Je^{ik_p} and Je^{-ik_p} , respectively.

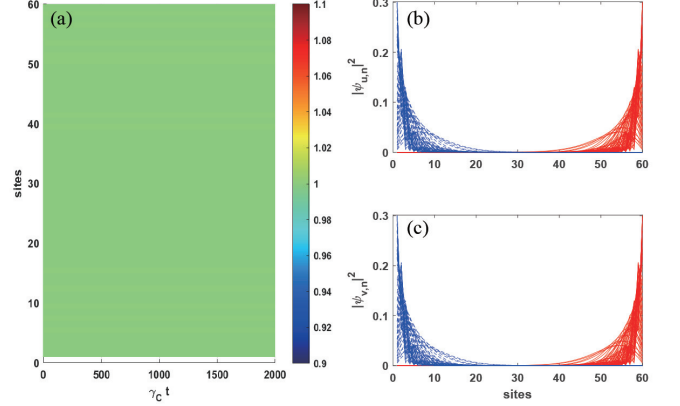


Figure 2. The time evolution of the absolute square of the wavefunction $|\psi_n|^2$ (a) described by Eq. (1) and the spatial profiles of Bogoliubov modes u_n and v_n are plotted in (b) and (c), which are obtained by Eqs.(3)-(4). The parameters are used $\Delta'/\gamma_C = -0.2$, $J=0.4$, $A=1$, and $k_p = \pi/6$.

To show the bi-skin effect we consider the fluctuations, by introducing the fluctuation amplitudes u_n and v_n , and writing $\psi_n = \psi_{(0,n)} + u_n e^{iEt/\hbar} + v_n^* e^{-iE^* t/\hbar}$. The BdG modes as shown in Fig. 1(b) are derived by substituting ψ_n into the mean-field GP equation, which yields the time-independent equations:

$$Eu_n = (\Delta' - i) u_n + J(u_{n+1} + u_{n-1}) + \psi_{(0,n)}^2 v_n, \quad (3)$$

$$Ev_n = -(i + \Delta') v_n - J(v_{n+1} + v_{n-1}) - \psi_{(0,n)}^{*2} u_n. \quad (4)$$

Here, $\Delta' = \Delta + 2|\psi_{(0,n)}|^2$ is an effective detuning. The BdG transformation ensures that u_n and v_n modes have the particle-hole symmetry, so the hopping energies for u_n and v_n are $\pm J$ and the inter hopping energies in one unit cell are $\pm \psi_{(0,n)}^{*2}$. We need to mention that the hopping strength between different pairs of neighboring sites have the same magnitude but differ in their phases because of the symmetry. The Bogoliubov matrix H_n with N sites obtained by the Eqs. (3)-(4) can be diagonalized by $V^{-1} \hat{H}_n V = \text{diag}(E_{N \times N}, -E_{N \times N}^*)$ with V the matrix formed by eigenvectors, meanwhile, $S_x V^{-1} \hat{H}_n V S_x = \text{diag}(E_{N \times N}, -E_{N \times N}^*)$ where $S_x V$ can also be the eigenvectors of the system [63, 64], here, $S_{x,y,z} = \hat{I}_{N,N} \otimes \sigma_{x,y,z}$ and $\sigma_{x,y,z}$ are the Pauli matrices. On the other hand, the system has pseudo-Hermiticity [47, 74] defined as $S_z \hat{H}_n S_z = \hat{H}_n^\dagger$. The particle-hole symmetry and pseudo-Hermiticity guarantee that the system can have a 1D topological transition [35, 74] and the energy spectrum in real space is highly symmetrical.

The bi-skin modes.—The stationary states of the bulk polaritons can have non-zero momentum induced by the specific F_n pumping laser and the nonlinearity makes the fluctuations modes u_n and v_n have a momentum shift. The momentum shift will just influence the phases of the energy spectrum under the periodic boundary condition (PBC), however, the energy spectrum under the open boundary condition (OBC) will completely change for the fluctuations at the edge can not go further and then become localized.

The model is equivalent to say that the hopping energies between the u_n and v_n sites are different, but we stress that this is an effect induced by nonlinear interactions, where the fluctuations are affected by the non-zero momentum of the considered polariton condensate (stationary state). The underlying physical system is still none other than a regular polariton lattice with symmetric Hermitian hopping between lattice sites. As is shown in Figs. 2(b) and (c), all eigenstates for u_n and v_n sites are localized at both sides. The energy spectrum of u_n sites are $(E, E^*) - i$ pairs, while the energy spectrum of v_n sites are $(-E^*, -E) - i$ pairs. All eigenvectors of $E - i$ and $-E^* - i$ will be localized at one side and wavefunctions of the $E^* - i$ and $-E - i$ will be localized at the opposite side. Remarkably, the localization here does not mean the polariton's density localization but the fluctuations on the top of the polaritons.

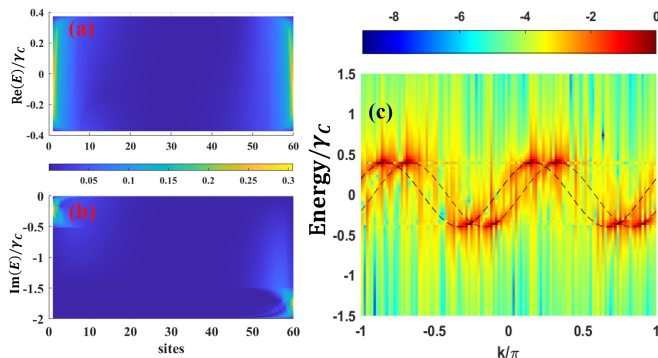


Figure 3. Profiles of the real (a) and imaginary (b) eigenstates as a function of u_n sites and eigenenergies. (c) Numerical results of the energy spectrums solved by Eqs. (3)-(4) with continuous pumping and the dashed lines are the fitting curves of the energy dispersion. Parameters are the same as in Fig. 2.

Stability.— Our model is based on the fluctuations of exciton-polaritons with a non-zero momentum stationary state. Because of the symmetry of the system, the imaginary parts of the eigenenergies can be beyond zero. However, with sufficient dissipation, there will be a total energy shift $i\gamma_C$ that keeps all imaginary energy components below zero.

Figs 3(a) and (b) show the distribution of intensity of the real and imaginary parts of the fluctuation eigenstates in real space. All fluctuation eigenstates are local-

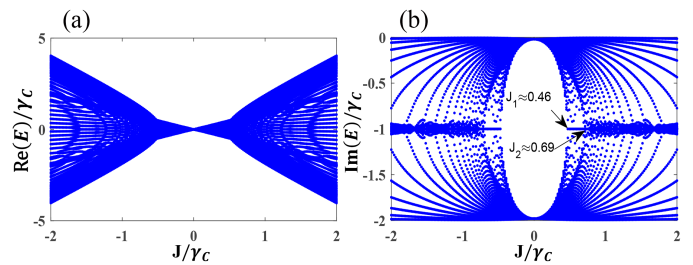


Figure 4. The real (a) and the imaginary (b) energy spectrum obtained by Eqs.(3)-(4). Other parameters are the same as in Fig. 2.

ized at the edges of the system, while we find that those with least negative imaginary part are localized on the left side.

Because the imaginary parts of the energy spectrum are larger than the real parts, a fundamental problem is whether the spectrum can be observed experimentally. To prove this, we numerically calculate the BdG lattice's energy dispersion in Fig. 3(c). We take u_n and v_n as perturbations with small random number compared with $\psi_{(0,n)}$ and solve the BdG equations. The dashed fitting curves have the same energy dispersion with diagonalization results but doubly shrinks the period for two inner sites here. The imaginary parts of the energy dispersion are different for the linewidth of the energy dispersion are different as a function of momentum. Remarkably, we solve the Eqs. (3)-(4) without coherent pumping here, which reveals our model is universal and can be extended to other systems.

Non-Hermitian topological invariants— The effective Hamiltonian can be written into the momentum space with use of the Fourier transformation $u_n \rightarrow \frac{1}{\sqrt{N}} \sum_k \hat{a}_k e^{ikn}$ and $v_n \rightarrow \frac{1}{\sqrt{N}} \sum_k \hat{b}_k e^{ikn}$ with \hat{a}_k and \hat{b}_k the annihilation operators for the momentum k , giving

$$H_k = \begin{pmatrix} \Delta' + 2J \cos(k) & A^2 \\ -A^2 & -\Delta' - 2J \cos(k - 2k_p) \end{pmatrix} - i\hat{I}, \quad (5)$$

where \hat{I} is the 2×2 identity matrix and the periodic boundary condition is considered and the basis vector is $(\hat{a}_k, \hat{b}_{k-2k_p})$. The imaginary energy shift i can be ignored for the theoretical study, however, it can determine the stability of two localization and is necessary to be observed by the energy dispersion. The non-Hermitian topology of H_k with respect to the reference point E_R is equivalent to the Hermitian topology of the following doubled Hamiltonian [43, 48, 75] with the basis vector $\tilde{v} = (\hat{a}_k, \hat{b}_k, \hat{a}_{k+2k_p}, \hat{b}_{k-2k_p})^\top$ can be obtained in the supplementary materials where the open boundary condition is considered.

$$\tilde{H}_k = \begin{pmatrix} [\Delta' + 2J \cos(k)] \hat{\sigma}_z & igA^2 \hat{\sigma}_y \\ igA^2 \hat{\sigma}_y & \Delta' \hat{\sigma}_z + h(k, k_p) \end{pmatrix}, \quad (6)$$

where $h(k, k_p) = 2J \left[\cos(k) \cos(2k_p) \hat{\sigma}_z - \sin(k) \sin(2k_p) \hat{I} \right]$ and \hat{I} is the 2×2 identity matrix. The absolute value of the fluctuations (on top of the condensate) hopping from u_n to v_n will move to the $-k_p$ direction ($\hat{a}_k \hat{b}_{k-2k_p}^\dagger$ term), meanwhile the polariton fluctuations hopping from v_n to u_n will move to the $+k_p$ direction ($\hat{b}_k \hat{a}_{k+2k_p}^\dagger$ term). Therefore, the absolute square of the eigenstates of the BdG lattice are localized at both sides of the lattice as shown in Figs. 2(b)-(c).

The construction of the Hermitian Hamiltonian in the enlarged Hilbert space not only allows interpretation with the Bloch theory [37, 43, 48, 75], but also highlights the differences of the four basis operators under the open boundary condition. The boundary will let the momentum be cut off at the different values and cause the fluctuations to move to the edge and then be localized. For example, the range of k is $(-\pi, \pi)$, however, the range of $k \pm 2k_p$ is $(-\pi \pm 2k_p, \pi \pm 2k_p)$. Some related work has been done in the SSH model with asymmetric hopping and interpreted with the GBZ theory [32, 74, 76].

There are two EPs in the energy spectrum, so we need to calculate each winding separately. By unitary transition, the enlarged Hamiltonian can be written into a two blocks off-diagonal matrix and for each one we can define the winding around the reference energy E_R [37]

$$W_E = \frac{1}{2\pi i} \oint_{-\pi}^{\pi} \frac{d \log \det [H(k) - E_R I_{2 \times 2}]}{dk} dk. \quad (7)$$

The total winding number is zero for the vanishing of E and E^* because the winding direction is completely opposite. However, we can get the integer winding number ± 1 or 0 in different topological regions. In our model, the reference energy is purely imaginary energies for the gapless E and $-E^*$. The energies as a function of Hopping energies in the real space with OBC are shown in Figs. 4 (a) and (c). The critical points are labeled for the collapse of the imaginary energies.

The different topological phases can be distinguished by the eigenenergy spectrum of Eq.(5) and how many OBC energies in real space are encircled by the energy band in momentum space with PBC (see supplementary material):

- *Nontrivial phase* $0 < |J| < \frac{(A^2 + \Delta') \sec(k_p)}{2}$: All eigenstates are localized at both sides and all OBC energies are circled by the PBC energies.
- *Intermediate phase* $\frac{(A^2 + \Delta') \sec(k_p)}{2} \leq |J| < \frac{(A^2 - \Delta') \sec(k_p)}{2}$: Parts of eigenstates are localized and parts of OBC energies including EPs are encircled by the PBC energies.
- *Trivial phase* $J = 0$ or $J \geq \frac{(A^2 - \Delta') \sec(k_p)}{2}$: Parts

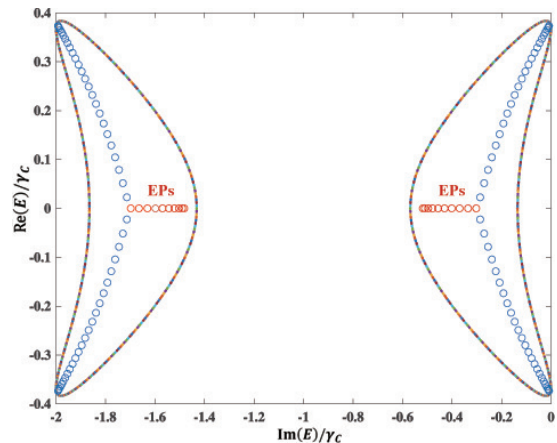


Figure 5. The real space energy profile with OBC ('circles') and the momentum space energy profile with PBC ('dots'). $J=0.4$ and other parameters are the same as in Fig. 2.

or no eigenstates are localized and no EPs are encircled by the periodic boundary spectrum.

Here, the critical points are calculated by the phases of the eigenvalues of Eq. (5) and this result is corresponding with the winding number obtained by Eq. (7) (see the supplementary materials). If the PBC energy dispersion has different linewidth (imaginary parts of the energies) as a function of momentum, the skin modes will appear. Although the skin modes can appear in the above three phases, the topological invariants are only ± 1 for two EPs in the nontrivial phase and the intermediate phase. The energies profile under the PBC can not encircle all the energies under the OBC in the intermediate phase. Therefore, all eigenstates are localized only in non-trivial phase and the quantities of the localized eigenstates are corresponding with the quantities of OBC energies encircled by the PBC energies.

In the considered model all the calculations are done using the dimensionless variables. To get an idea about the physical parameters, we set $\gamma_C = 0.1$ meV, which corresponds to a polariton lifetime around 3 ps. The coupling between the neighbouring micropillars becomes $J=40\mu\text{eV}$, which can be tuned by adjusting the overlap between the micropillars [77]. The non-linearity induced blueshift becomes 0.1 meV which is a routine observation in GaAs based samples [78]. Given the room temperature polariton micropillar chain has been demonstrated experimentally [79, 80], our scheme is also compatible with perovskite and organic samples. To make it more experimental friendly, the fluctuations can be made to have different polarization from that of the steady state by proper choice of the resonant driving and exciton-photon detuning [14, 81].

Conclusion—We consider the behaviour of fluctuations on a polariton mean-field stationary state in a one-dimensional lattice of coupled micropillars. By taking

the stationary state as a plane wave, which can be resonantly injected with a suitably patterned optical field, we find that interactions in the system allow the presence of a bi-skin effect where fluctuations are localized at both edges of the lattice. Even though the underlying hopping of the system is Hermitian, the interactions allow an effective non-reciprocal coupling between particle-hole fluctuations. This results in a non-trivial topology, confirmed by calculations of the winding number.

Acknowledgements— This work was supported by the Singaporean Ministry of Education, via the Tier 2 Academic Research Fund project MOE2018-T2-2-068.

* thoexxr@hotmail.com

† TimothyLiew@ntu.edu.sg

- [1] Iacopo Carusotto and Cristiano Ciuti, “Quantum fluids of light,” *Rev. Mod. Phys.* **85**, 299–366 (2013).
- [2] Hui Deng, Hartmut Haug, and Yoshihisa Yamamoto, “Exciton-polariton bose-einstein condensation,” *Rev. Mod. Phys.* **82**, 1489–1537 (2010).
- [3] Jonathan Keeling and Natalia G. Berloff, “Exciton-polariton condensation,” *Contemp. Phys.* **52**, 131–151 (2011).
- [4] T. Byrnes, N. Y. Kim, and Y. Yamamoto, “Exciton-polariton condensates,” *Nat. Phys.* **10**, 803–813 (2014).
- [5] P. G. Savvidis, C. Ciuti, J. J. Baumberg, D. M. Whittaker, M. S. Skolnick, and J. S. Roberts, “Off-branch polaritons and multiple scattering in semiconductor microcavities,” *Phys. Rev. B* **64**, 075311– (2001).
- [6] A. V. Nalitov, H. Sigurdsson, S. Morina, Y. S. Krivosenko, I. V. Iorsh, Y. G. Rubo, A. V. Kavokin, and I. A. Shelykh, “Optically trapped polariton condensates as semiclassical time crystals,” *Phys. Rev. A* **99**, 033830 (2019).
- [7] Xingran Xu, Zhidong Zhang, and Zhaoxin Liang, “Nonequilibrium landau-zener tunneling in exciton-polariton condensates,” *Phys. Rev. A* **102**, 033317 (2020).
- [8] Charles-Edouard Bardyn, Torsten Karzig, Gil Refael, and Timothy C. H. Liew, “Topological polaritons and excitons in garden-variety systems,” *Phys. Rev. B* **91**, 161413 (2015).
- [9] A. V. Nalitov, D. D. Solnyshkov, and G. Malpuech, “Polariton \mathbb{Z} topological insulator,” *Phys. Rev. Lett.* **114**, 116401 (2015).
- [10] Chunyan Li, Fangwei Ye, Xianfeng Chen, Yaroslav V. Kartashov, Albert Ferrando, Lluís Torner, and Dmitry V. Skryabin, “Lieb polariton topological insulators,” *Phys. Rev. B* **97**, 081103 (2018).
- [11] D. R. Gulevich, D. Yudin, I. V. Iorsh, and I. A. Shelykh, “Kagome lattice from an exciton-polariton perspective,” *Phys. Rev. B* **94**, 115437 (2016).
- [12] S. Klemmt, T. H. Harder, O. A. Egorov, K. Winkler, R. Ge, M. A. Bandres, M. Emmerling, L. Worschech, T. C. H. Liew, M. Segev, C. Schneider, and S. Höfling, “Exciton-polariton topological insulator,” *Nature* **562**, 552–556 (2018).
- [13] Charles-Edouard Bardyn, Torsten Karzig, Gil Refael, and Timothy C. H. Liew, “Chiral bogoliubov excitations in nonlinear bosonic systems,” *Phys. Rev. B* **93**, 020502– (2016).
- [14] H. Sigurdsson, G. Li, and T. C. H. Liew, “Spontaneous and superfluid chiral edge states in exciton-polariton condensates,” *Phys. Rev. B* **96**, 115453– (2017).
- [15] R. Banerjee, T. C. H. Liew, and O. Kyriienko, “Realization of hofstadter’s butterfly and a one-way edge mode in a polaritonic system,” *Phys. Rev. B* **98**, 075412– (2018).
- [16] T. Gao, E. Estrecho, K. Y. Bliokh, T. C. H. Liew, M. D. Fraser, S. Brodbeck, M. Kamp, C. Schneider, S. Höfling, Y. Yamamoto, F. Nori, Y. S. Kivshar, A. G. Truscott, R. G. Dall, and E. A. Ostrovskaya, “Observation of non-hermitian degeneracies in a chaotic exciton-polariton billiard,” *Nature* **526**, 554–558 (2015).
- [17] T. Gao, G. Li, E. Estrecho, T. C. H. Liew, D. Comber-Todd, A. Nalitov, M. Steger, K. West, L. Pfeiffer, D. W. Snoke, A. V. Kavokin, A. G. Truscott, and E. A. Ostrovskaya, “Chiral modes at exceptional points in exciton-polariton quantum fluids,” *Phys. Rev. Lett.* **120**, 065301– (2018).
- [18] Weilu Gao, Xinwei Li, Motoaki Bamba, and Junichiro Kono, “Continuous transition between weak and ultra-strong coupling through exceptional points in carbon nanotube microcavity exciton-polaritons,” *Nat. Photonics* **12**, 362–367 (2018).
- [19] Rui Su, Eliezer Estrecho, D. Biegańska, Yuqing Huang, Matthias Wurdack, Maciej Pieczarka, Andrew G. Truscott, Timothy C. H. Liew, Elena A. Ostrovskaya, and Qihua Xiong, “Direct measurement of a non-hermitian topological invariant in a hybrid light-matter system,” (2020), [arXiv:2012.06133](https://arxiv.org/abs/2012.06133).
- [20] P. Comaron, V. Shahnazaryan, W. Brzezicki, T. Hyart, and M. Matuszewski, “Non-hermitian topological end-mode lasing in polariton systems,” *Phys. Rev. Research* **2**, 022051 (2020).
- [21] S. Mandal, R. Banerjee, Elena A. Ostrovskaya, and T. C. H. Liew, “Nonreciprocal transport of exciton polaritons in a non-hermitian chain,” *Phys. Rev. Lett.* **125**, 123902 (2020).
- [22] Miguel A. Bandres, Steffen Wittek, Gal Harari, Midya Parto, Jinhua Ren, Mordechai Segev, Demetrios N. Christodoulides, and Mercedeh Khajavikhan, “Topological insulator laser: Experiments,” *Science* **359**, eaar4005 (2018).
- [23] Huitao Shen, Bo Zhen, and Liang Fu, “Topological band theory for non-hermitian hamiltonians,” *Phys. Rev. Lett.* **120**, 146402 (2018).
- [24] Kohei Kawabata, Takumi Bessho, and Masatoshi Sato, “Classification of exceptional points and non-hermitian topological semimetals,” *Phys. Rev. Lett.* **123**, 066405 (2019).
- [25] Stefano Longhi, “Probing non-hermitian skin effect and non-bloch phase transitions,” *Phys. Rev. Research* **1**, 023013 (2019).
- [26] Ananya Ghatak and Tanmoy Das, “New topological invariants in non-hermitian systems,” *Journal of Physics: Condensed Matter* **31**, 263001 (2019).
- [27] Junpeng Hou, Ya-Jie Wu, and Chuanwei Zhang, “Two-dimensional non-hermitian topological phases induced by asymmetric hopping in a one-dimensional superlattice,” (2020), [arXiv:1906.03988](https://arxiv.org/abs/1906.03988) [cond-mat.mes-hall].
- [28] Sebastian Weidemann, Mark Kremer, Tobias Helbig, Tobias Hofmann, Alexander Stegmaier, Martin Greiter, Ronny Thomale, and Alexander Szameit, “Topological

- funneling of light,” *Science* **368**, 311–314 (2020).
- [29] Ching Hua Lee and Ronny Thomale, “Anatomy of skin modes and topology in non-hermitian systems,” *Phys. Rev. B* **99**, 201103 (2019).
- [30] Tobias Hofmann, Tobias Helbig, Frank Schindler, Nora Salgo, Marta Brzezińska, Martin Greiter, Tobias Kiessling, David Wolf, Achim Vollhardt, Anton Kabašić, Ching Hua Lee, Ante Bilušić, Ronny Thomale, and Titus Neupert, “Reciprocal skin effect and its realization in a topoelectrical circuit,” *Phys. Rev. Research* **2**, 023265 (2020).
- [31] Hengyun Zhou and Jong Yeon Lee, “Periodic table for topological bands with non-hermitian symmetries,” *Phys. Rev. B* **99**, 235112 (2019).
- [32] Chun-Hui Liu, Kai Zhang, Zhesen Yang, and Shu Chen, “Helical damping and dynamical critical skin effect in open quantum systems,” *Phys. Rev. Research* **2**, 043167 (2020).
- [33] Xi-Wang Luo and Chuanwei Zhang, “Higher-order topological corner states induced by gain and loss,” *Phys. Rev. Lett.* **123**, 073601 (2019).
- [34] Tao Liu, James Jun He, Tsuneya Yoshida, Ze-Liang Xiang, and Franco Nori, “Non-hermitian topological mott insulators in one-dimensional fermionic superlattices,” *Phys. Rev. B* **102**, 235151 (2020).
- [35] Nobuyuki Okuma, Kohei Kawabata, Ken Shiozaki, and Masatoshi Sato, “Topological origin of non-hermitian skin effects,” *Phys. Rev. Lett.* **124**, 086801 (2020).
- [36] Xiao-Ran Wang, Cui-Xian Guo, and Su-Peng Kou, “Defective edge states and number-anomalous bulk-boundary correspondence in non-hermitian topological systems,” *Phys. Rev. B* **101**, 121116 (2020).
- [37] Kai Zhang, Zhesen Yang, and Chen Fang, “Correspondence between winding numbers and skin modes in non-hermitian systems,” *Phys. Rev. Lett.* **125**, 126402 (2020).
- [38] Linhu Li, Ching Hua Lee, Sen Mu, and Jiangbin Gong, “Critical non-hermitian skin effect,” *Nat. Comm.* **11** (2020), 10.1038/s41467-020-18917-4.
- [39] Lei Xiao, Tianshu Deng, Kunkun Wang, Gaoyan Zhu, Zhong Wang, Wei Yi, and Peng Xue, “Non-hermitian bulk–boundary correspondence in quantum dynamics,” *Nat. Phys.* **16**, 761–766 (2020).
- [40] Fei Song, Shunyu Yao, and Zhong Wang, “Non-hermitian skin effect and chiral damping in open quantum systems,” *Phys. Rev. Lett.* **123**, 170401 (2019).
- [41] Fei Song, Shunyu Yao, and Zhong Wang, “Non-hermitian topological invariants in real space,” *Phys. Rev. Lett.* **123**, 246801 (2019).
- [42] Yiling Song, Weiwei Liu, Lingzhi Zheng, Yicong Zhang, Bing Wang, and Peixiang Lu, “Two-dimensional non-hermitian skin effect in a synthetic photonic lattice,” *Phys. Rev. Applied* **14**, 064076 (2020).
- [43] Ching Hua Lee, Linhu Li, and Jiangbin Gong, “Hybrid higher-order skin-topological modes in nonreciprocal systems,” *Phys. Rev. Lett.* **123**, 016805 (2019).
- [44] Yongxu Fu and Shaolong Wan, “Non-hermitian second-order skin and topological modes,” (2020), [arXiv:2008.09033 \[cond-mat.mes-hall\]](https://arxiv.org/abs/2008.09033).
- [45] Ryo Okugawa, Ryo Takahashi, and Kazuki Yokomizo, “Second-order topological non-hermitian skin effects,” *Phys. Rev. B* **102**, 241202 (2020).
- [46] Flore K. Kunst, Elisabet Edvardsson, Jan Carl Budich, and Emil J. Bergholtz, “Biorthogonal bulk–boundary correspondence in non-hermitian systems,” *Phys. Rev. Lett.* **121**, 026808 (2018).
- [47] Kohei Kawabata, Ken Shiozaki, Masahito Ueda, and Masatoshi Sato, “Symmetry and topology in non-hermitian physics,” *Phys. Rev. X* **9**, 041015 (2019).
- [48] Zongping Gong, Yuto Ashida, Kohei Kawabata, Kazuaki Takasan, Sho Higashikawa, and Masahito Ueda, “Topological phases of non-hermitian systems,” *Phys. Rev. X* **8**, 031079 (2018).
- [49] Shunyu Yao and Zhong Wang, “Edge states and topological invariants of non-hermitian systems,” *Phys. Rev. Lett.* **121**, 086803 (2018).
- [50] Simon Lieu, “Topological phases in the non-hermitian schrieffer-heeger model,” *Phys. Rev. B* **97**, 045106 (2018).
- [51] Naomichi Hatano and David R. Nelson, “Localization transitions in non-hermitian quantum mechanics,” *Phys. Rev. Lett.* **77**, 570–573 (1996).
- [52] Naomichi Hatano and David R. Nelson, “Vortex pinning and non-hermitian quantum mechanics,” *Phys. Rev. B* **56**, 8651–8673 (1997).
- [53] Julia M. Zeuner, Mikael C. Rechtsman, Yonatan Plotnik, Yaakov Lumer, Stefan Nolte, Mark S. Rudner, Mordechai Segev, and Alexander Szameit, “Observation of a topological transition in the bulk of a non-hermitian system,” *Phys. Rev. Lett.* **115**, 040402 (2015).
- [54] Kazuki Yokomizo and Shuichi Murakami, “Non-bloch band theory and bulk–edge correspondence in non-hermitian systems,” *Prog. Theor. Exp. Phys.* **2020** (2020), 10.1093/ptep/ptaa140.
- [55] Ramy El-Ganainy, Mercedeh Khajavikhan, Demetrios N. Christodoulides, and Sahin K. Ozdemir, “The dawn of non-hermitian optics,” *Commun. Phys.* **2** (2019), 10.1038/s42005-019-0130-z.
- [56] T. Helbig, T. Hofmann, S. Imhof, M. Abdelghany, T. Kiessling, L. W. Molenkamp, C. H. Lee, A. Szameit, M. Greiter, and R. Thomale, “Generalized bulk–boundary correspondence in non-hermitian topoelectrical circuits,” *Nat. Phys.* **16**, 747–750 (2020).
- [57] Tao Liu, Yu-Ran Zhang, Qing Ai, Zongping Gong, Kohei Kawabata, Masahito Ueda, and Franco Nori, “Second-order topological phases in non-hermitian systems,” *Phys. Rev. Lett.* **122**, 076801 (2019).
- [58] Shunyu Yao, Fei Song, and Zhong Wang, “Non-hermitian chern bands,” *Phys. Rev. Lett.* **121**, 136802 (2018).
- [59] Zhesen Yang, Kai Zhang, Chen Fang, and Jiangping Hu, “Non-hermitian bulk–boundary correspondence and auxiliary generalized brillouin zone theory,” *Phys. Rev. Lett.* **125**, 226402 (2020).
- [60] Ken-Ichiro Imura and Yosiyake Takane, “Generalized bulk–edge correspondence for non-hermitian topological systems,” *Phys. Rev. B* **100**, 165430 (2019).
- [61] J S Liu, Y Z Han, and C S Liu, “A new way to construct topological invariants of non-hermitian systems with the non-hermitian skin effect,” *Chin. Phys. B* **29**, 010302 (2020).
- [62] Jong Yeon Lee, Junyeong Ahn, Hengyun Zhou, and Ashvin Vishwanath, “Topological correspondence between hermitian and non-hermitian systems: Anomalous dynamics,” *Phys. Rev. Lett.* **123**, 206404 (2019).
- [63] Xingran Xu, Ying Hu, Zhidong Zhang, and Zhaoxin Liang, “Spinor polariton condensates under nonresonant pumping: Steady states and elementary excitations,” *Phys. Rev. B* **96**, 144511 (2017).
- [64] R. Banerjee, S. Mandal, and T. C. H. Liew, “Coupling

- between exciton-polariton corner modes through edge states,” *Phys. Rev. Lett.* **124**, 063901 (2020).
- [65] Nobuyuki Okuma and Masatoshi Sato, “Topological phase transition driven by infinitesimal instability: Majorana fermions in non-hermitian spintronics,” *Phys. Rev. Lett.* **123**, 097701 (2019).
- [66] S. Utsunomiya, L. Tian, G. Roumpos, C. W. Lai, N. Kumada, T. Fujisawa, M. Kuwata-Gonokami, A. Löffler, S. Höfling, A. Forchel, and Y. Yamamoto, “Observation of bogoliubov excitations in exciton-polariton condensates,” *Nat. Phys.* **4**, 700–705 (2008).
- [67] Maciej Pieczarka, Marcin Syperek, Lukasz Dusanowski, Jan Misiewicz, Fabian Langer, Alfred Forchel, Martin Kamp, Christian Schneider, Sven Höfling, Alexey Kavokin, and Grzegorz S., “Ghost branch photoluminescence from a polariton fluid under nonresonant excitation,” *Phys. Rev. Lett.* **115**, 186401 (2015).
- [68] V. Kohnle, Y. Léger, M. Wouters, M. Richard, M. T. Portella-Oberli, and B. Deveaud-Plédran, “From single particle to superfluid excitations in a dissipative polariton gas,” *Phys. Rev. Lett.* **106**, 255302 (2011).
- [69] K. Winkler, O. A. Egorov, I. G. Savenko, X. Ma, E. Estrecho, T. Gao, S. Müller, M. Kamp, T. C. H. Liew, E. A. Ostrovskaya, S. Höfling, and C. Schneider, “Collective state transitions of exciton-polaritons loaded into a periodic potential,” *Phys. Rev. B* **93**, 121303 (2016).
- [70] H. Ohadi, Y. del Valle-Inclan Redondo, A. J. Ramsay, Z. Hatzopoulos, T. C. H. Liew, P. R. Eastham, P. G. Savvidis, and J. J. Baumberg, “Synchronization crossover of polariton condensates in weakly disordered lattices,” *Phys. Rev. B* **97**, 195109 (2018).
- [71] S. Alyatkin, J. D. Töpfer, A. Askitopoulos, H. Sigurdsson, and P. G. Lagoudakis, “Optical control of couplings in polariton condensate lattices,” *Phys. Rev. Lett.* **124**, 207402 (2020).
- [72] L. Pickup, H. Sigurdsson, J. Ruostekoski, and P. G. Lagoudakis, “Synthetic band-structure engineering in polariton crystals with non-hermitian topological phases,” *Nat. Comm.* **11** (2020), 10.1038/s41467-020-18213-1.
- [73] Iacopo Carusotto and Cristiano Ciuti, “Probing microcavity polariton superfluidity through resonant rayleigh scattering,” *Phys. Rev. Lett.* **93**, 166401 (2004).
- [74] Kazuki Yokomizo and Shuichi Murakami, “Non-bloch band theory in bosonic bogoliubov-de gennes systems,” (2020), [arXiv:2012.00439 \[cond-mat.mes-hall\]](https://arxiv.org/abs/2012.00439).
- [75] Ryo Okugawa and Takehito Yokoyama, “Topological exceptional surfaces in non-hermitian systems with parity-time and parity-particle-hole symmetries,” *Phys. Rev. B* **99**, 041202 (2019).
- [76] Zhesen Yang, “Non-perturbative breakdown of bloch’s theorem and hermitian skin effects,” (2020), [arXiv:2012.03333 \[cond-mat.mes-hall\]](https://arxiv.org/abs/2012.03333).
- [77] S. Michaelis de Vasconcellos, A. Calvar, A. Dousse, J. Suffczyński, N. Dupuis, A. Lemaitre, I. Sagnes, J. Bloch, P. Voisin, and P. Senellart, “Spatial, spectral, and polarization properties of coupled micropillar cavities,” *Applied Physics Letters* **99**, 101103 (2011).
- [78] E. Estrecho, T. Gao, N. Bobrovska, D. Comber-Todd, M. D. Fraser, M. Steger, K. West, L. N. Pfeiffer, J. Levinsen, M. M. Parish, T. C. H. Liew, M. Matuszewski, D. W. Snoke, A. G. Truscott, and E. A. Ostrovskaya, “Direct measurement of polariton-polariton interaction strength in the thomas-fermi regime of exciton-polariton condensation,” *Phys. Rev. B* **100**, 035306 (2019).
- [79] Rui Su, Sanjib Ghosh, Jun Wang, Sheng Liu, Carole Diederichs, Timothy C. H. Liew, and Qihua Xiong, “Observation of exciton polariton condensation in a perovskite lattice at room temperature,” *Nature Physics* **16**, 301–306 (2020).
- [80] M. Dusel, S. Betzold, O. A. Egorov, S. Klemmt, J. Ohmer, U. Fischer, S. Höfling, and C. Schneider, “Room temperature organic exciton–polariton condensate in a lattice,” *Nature Communications* **11** (2020), 10.1038/s41467-020-16656-0.
- [81] S. Mandal, R. Ge, and T. C. H. Liew, “Antichiral edge states in an exciton polariton strip,” *Phys. Rev. B* **99**, 115423 (2019).

STATIONARY AND EXCITED STATES OF THE EXCITON POLARITONS UNDER RESONANT PUMP

In this section, we consider the behaviour of the Gross-Pitaevskii equation directly in the presence of fluctuations, which are modelled numerically. This will allow us to study the stability of the polariton mean-field solutions and access the fluctuation directly. We begin with the Gross-Pitaevskii equation for a driven-dissipative one dimensional micropillar chain, identical to Eq. (1) of the main text but accounting for an additional noise term [69]

$$i\hbar \frac{\partial \psi_n}{\partial t} = (\Delta - i\gamma_C) \psi_n + \sum_{\langle m \rangle} J_{m,n} \psi_m + g |\psi_n|^2 \psi_n + F_n + i\hbar \frac{d\psi_{st}}{dt}. \quad (8)$$

Here, $\psi_{st} = 2DdW$ accounts for the fluctuations induced by white noise, where dW is a Gaussian random variable and D is the strength of the noise. The sum over $\langle m \rangle$ represents summation over nearest neighbour sites. Other parameters are mentioned in the main text.

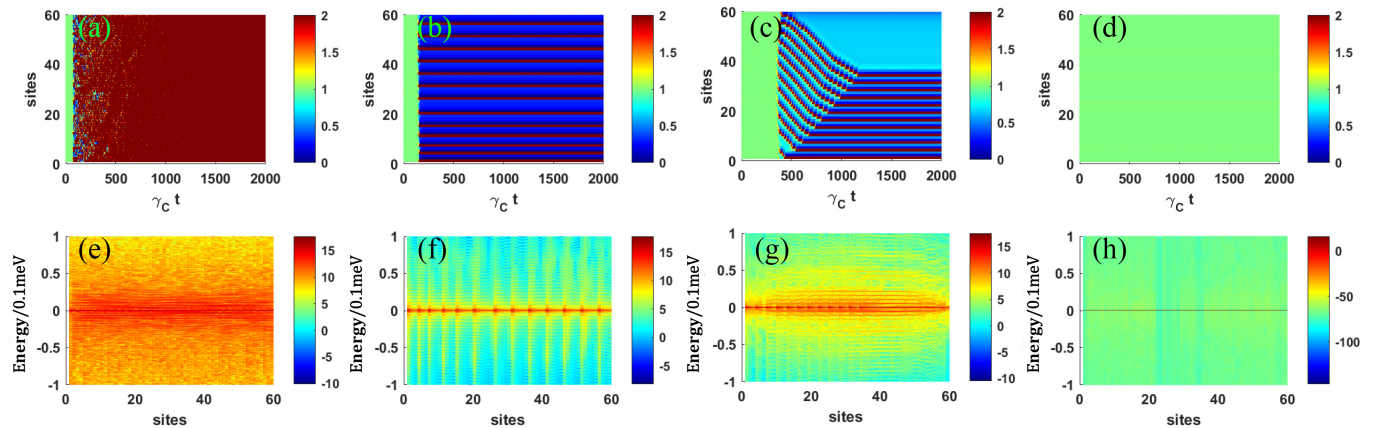


Figure 6. The time evolution of the absolute square of the wavefunctions as a function of sites and time $|\psi_{(n,t)}|^2$ (the first row) or energies $\log_{10} \left[\frac{|\psi_{(n,\omega)}|^2}{\max(|\psi_{(n,\omega)}|^2)} \right]$ (the second row). The parameters are used $\Delta = -0.22 \text{ meV}$, $J = 40 \mu\text{eV}$, $k_p = \pi/6$, $gA^2 = 0.1 \text{ meV}$, and $\gamma_C = 0.00 \text{ meV}$, 0.05 meV , 0.08 meV , 0.10 meV for different columns.

As is shown in Fig. 6, we plot the time evolution of the wavefunctions of a finite-sized lattice with drive field in Eq. (2) and the boundary is considered in the main text. If there is no dissipation in the system, all fluctuations with different energies will be excited (see Fig. 6(e)). However, if the dissipation gets larger, we can observe a time crystal like density distribution, where the intensity has a self-induced periodic oscillation and the parts of the energies get excited [6] (see Figs. 6(b),(c),(f),(g)). If the dissipation is larger enough that can shift all imaginary parts of the energies below zero, the system can have a stable plane-wave solution and only the zero energies modes.

As is shown in Fig. 7(a)-(c), the energy dispersion of the free particle, in the absence of interactions, is symmetric at $k = 0$, and the coherent pumping does not make the momentum shift but excites a strong signal of k_p and $-k_p$ (because of the scattering from the end of the chain). However, if we take the nonlinearity and the dissipation into account, the original energy dispersion is not stable as illustrated in Fig. 7(d). If the fluctuations are added in Eq. (8), we can see some obscure energy profile in Fig. 7(e). In the third column of Fig. 7, we plot $|\psi_n(k, \omega) - \psi_{(0,n)}(k, \omega)|$, which shows the energy dispersion of the fluctuations. The energy spectrum of the fluctuations under the periodic potential is still symmetric at $k = 0$ and the linewidth is almost the same. The nonlinearity and the dissipation make energy dispersion of the fluctuations have a non-zero momentum ground state.

THE TOPOLOGICAL INVARIANTS OF THE SYSTEM

In this section, we will calculate the eigenvalues and the winding number in detail. The OBC energies have two exceptional points (EPs) as is shown in Fig. 8(b). We need to calculate each winding of them separately. The

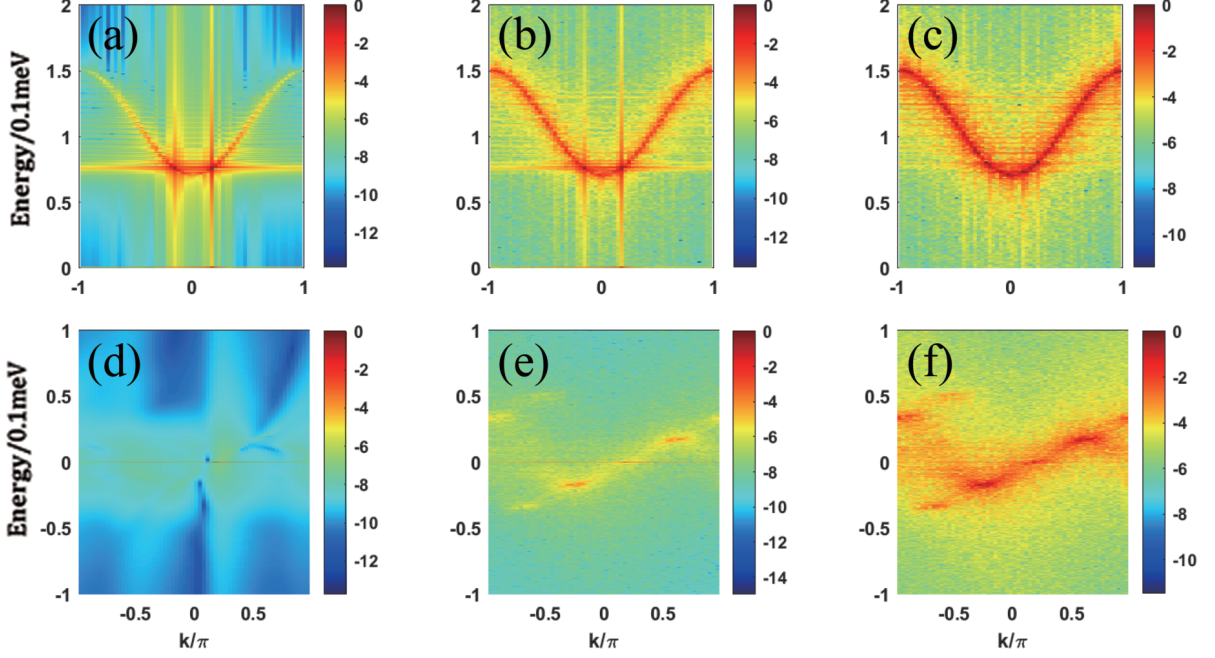


Figure 7. Energy dispersions for the mean-field (the first column), the mean-field with fluctuations (the second column), and only the fluctuations (the third column) obtained from Eq. (8) under the coherent pumping. Parameters are used: $\Delta = -0.22\text{meV}$, $J = 40\mu\text{eV}$, $k_p = \pi/6$, and without the nonlinearity the dissipation in the first row and $gA^2 = 0.1\text{meV}$, $\gamma_C = 0.1\text{meV}$ in the second row.

Hamiltonian in the real space is

$$H_n = (\Delta' - i\gamma_C) \sum_n u_n^* u_n - (\Delta' + i\gamma_C) \sum_n v_n^* v_n + J \sum_n (u_{n+1}^* u_n - v_{n+1}^* v_n + h.c.) + gA^2 \sum_n (e^{2ik_p} u_n^* v_n - e^{-2ik_p} v_n^* u_n), \quad (9)$$

where u_n and v_n are different Bogoliubov modes. If we just consider the nearest neighbouring hopping and use the Fourier transformation $u_n \rightarrow \frac{1}{\sqrt{N}} \sum_k \hat{a}_k e^{ikn}$ and $v_n \rightarrow \frac{1}{\sqrt{N}} \sum_k \hat{b}_k e^{ikn}$ with \hat{a}_k and \hat{b}_k the annihilation operators for the momentum k , we can obtain the Hamiltonian with

$$H = \Delta' \sum_k (\hat{a}_k^\dagger \hat{a}_k - \hat{b}_k^\dagger \hat{b}_k) + gA^2 \sum_k [\hat{a}_k^\dagger \hat{b}_{k-2k_p} - \hat{b}_k^\dagger \hat{a}_{k+2k_p}] + 2J \sum_k (\hat{a}_k^\dagger \hat{a}_k - \hat{b}_k^\dagger \hat{b}_k) \cos k - i\gamma_C. \quad (10)$$

When the system is large enough and the periodic boundary condition is taken, we can get the 2×2 Hamiltonian with the vector $(\hat{a}_k, \hat{b}_{k-2k_p})$ as illustrated in the main text. To prove this, we can build a unit cell that contains $l = 4\pi/k_p$ inner sites

$$H(k) = \begin{pmatrix} H & \text{diag}(A^2, \dots, A^2 e^{2ik_p(l-1)})_{l \times l} \\ \text{diag}(-A^2, \dots, -A^2 e^{-2ik_p(l-1)})_{l \times l} & -H^* \end{pmatrix}, \quad (11)$$

with $H = (\Delta' - i\gamma_C) \hat{I}_{l \times l} + \text{diag}(J, -1)_{l \times l} + \text{diag}(J, 1)_{l \times l}$. The matrix $\text{diag}(J, \pm 1)$ are the upper and lower shift diagonal matrix with the matrix element J and the Bloch theory gives $H_{1,l} = J e^{ik}$ and $H_{l,1} = J e^{-ik}$. The energy profile is corresponding with the 2×2 Hamiltonian in the main text.

However, if we consider the finite size and assume the momentum k changes continuously, the effective Hamiltonian in the momentum space with vectors $v = (\hat{a}_k, \hat{b}_k, \hat{a}_{k+2k_p}, \hat{b}_{k-2k_p})^\top$ ignoring the energy shift γ_C can be written as

$$\tilde{H}(k, k_p) = \begin{pmatrix} \Delta' + 2J \cos(k) & 0 & 0 & gA^2 \\ 0 & -\Delta' - 2J \cos(k) & -gA^2 & 0 \\ 0 & gA^2 & \Delta' + 2J \cos(k + 2k_p) & 0 \\ -gA^2 & 0 & 0 & -\Delta' - 2J \cos(k - 2k_p) \end{pmatrix}. \quad (12)$$

The Hamiltonian in the momentum space has the symmetry of $\tilde{H}(-k, -k_p) = \tilde{H}(k, k_p)$, $S_z \tilde{H}(k, k_p) S_z = \tilde{H}(k, k_p)^\dagger$, and $S_x \tilde{H}(k, k_p) S_x = \tilde{H}(k, k_p)$ with $S_{x,y,z} = I_{2 \times 2} \otimes \sigma_{x,y,z}$ with σ_i is the Pauli matrix. The profile of the energy

dispersion is highly symmetric and having two EPs if the Hamiltonian is non-Hermitian with A is a purely real number.

By diagonalization, the four eigenenergies can be obtained

$$E_{1,2}(k) = \pm\sqrt{f(k)} - 2J \sin(k_p) \sin(k - k_p), \quad (13)$$

with

$$f(k) = -g^2 A^4 + \Delta'^2 + J^2 \cos(2k_p) \cos(2k - 2k_p) + J^2 + 2\Delta' J \cos(k) + 2J \cos(k - 2k_p)(\Delta' + J \cos(k)), \quad (14)$$

and $E_{3,4}(k) = E_{1,2}(k + 2k_p)$. Meanwhile, the related wavefunctions are

$$|\psi_{1(2)}\rangle = \begin{pmatrix} -\frac{\Delta' - 2J \cos k_p \cos(k - k_p) \pm \sqrt{f(k)}}{\sqrt{2}A^2} \\ 0 \\ 0 \\ 1/\sqrt{2} \end{pmatrix}, \quad |\psi_{3(4)}\rangle = \begin{pmatrix} 0 \\ -\frac{\Delta' - 2J \cos k_p \cos(k + k_p) \pm \sqrt{f(k + 2k_p)}}{\sqrt{2}A^2} \\ 1/\sqrt{2} \\ 0 \end{pmatrix}, \quad (15)$$

where, the function $f(k)$ determine all the topological properties of the system. The real energy will collapse at

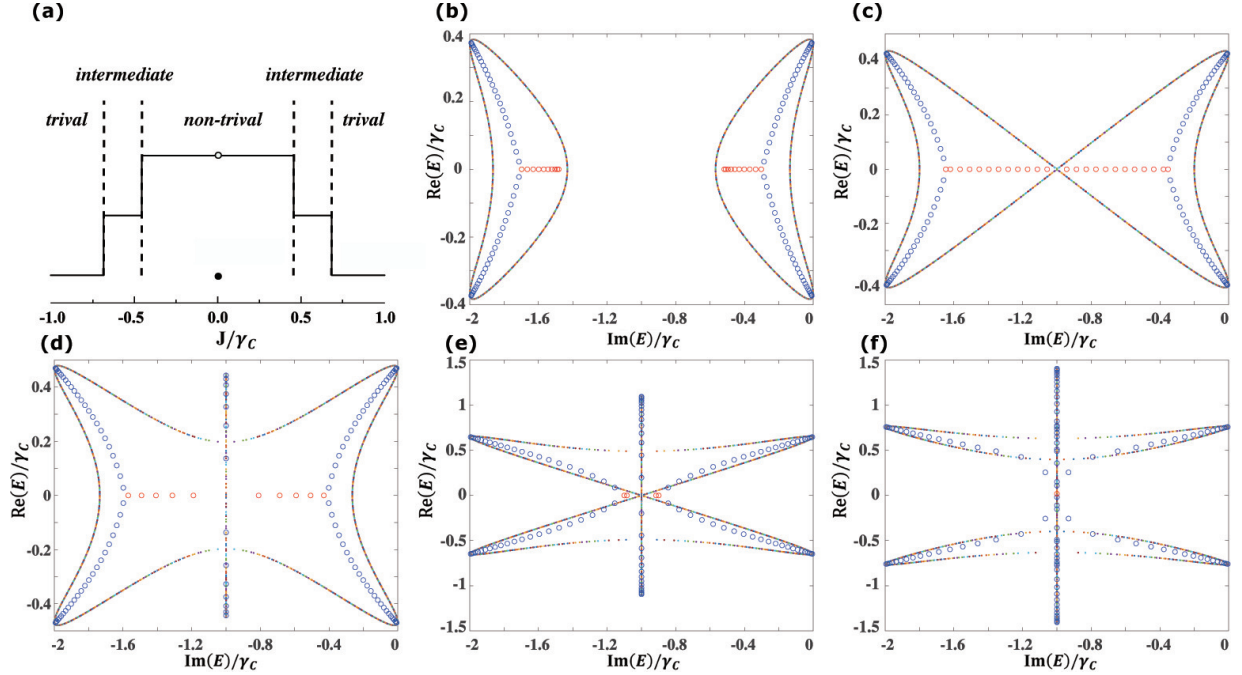


Figure 8. (a) Phase transition diagram along with the change of the hopping energy J and (b)-(f) the energy profiles obtained by OBC ‘dots’ and PBC ‘circles’. Parameters are used: $\Delta' = -20\mu\text{eV}$, $\gamma_C = 0.1\text{meV}$, $gA^2 = 0.1\text{meV}$, $k_p = \pi/6$, and $J = 40\mu\text{eV}$, $46\mu\text{eV}$, $60\mu\text{eV}$, $69\mu\text{eV}$, $80\mu\text{eV}$ for (b)-(f).

$k = \pm\pi/2$ for $E_{1,2}(k) = E_{3,4}(k)$, but the imaginary energy will have a jump across the EPs. To define each winding of the EPs, Eq.(12) can be written into two blocks off-diagonal form

$$\begin{aligned} \tilde{H}(k) &= UH(k)U^{-1} \\ &= \begin{pmatrix} 0 & 0 & -\Delta' - 2J \cos(k) & -gA^2 \\ 0 & 0 & gA^2 & \Delta' + 2J \cos(k + 2k_p) \\ -\Delta' - 2J \cos(k - 2k_p) & -gA^2 & 0 & 0 \\ gA^2 & \Delta' + 2J \cos(k) & 0 & 0 \end{pmatrix}, \end{aligned} \quad (16)$$

with the unitary transition $U = \begin{pmatrix} 0 & 1 & 0 & 0 \\ 0 & 0 & 1 & 0 \\ 0 & 0 & 0 & 1 \\ 1 & 0 & 0 & 0 \end{pmatrix}$, and the winding number around two EPs can be calculated by

$$W_1 = - \oint \frac{dk}{2\pi i} \partial_k \left\{ \log \left[\text{Det} \begin{pmatrix} -\Delta' - 2J \cos(k) & -gA^2 \\ gA^2 & \Delta' + 2J \cos(k + 2k_p) \end{pmatrix} - E_R \hat{I} \right] \right\}, \quad (17)$$

$$W_2 = - \oint \frac{dk}{2\pi i} \partial_k \left\{ \log \left[\text{Det} \begin{pmatrix} -\Delta' - 2J \cos(k - 2k_p) & -gA^2 \\ gA^2 & \Delta' + 2J \cos(k) \end{pmatrix} - E_R^* \hat{I} \right] \right\}, \quad (18)$$

where E_R and E_R^* are two reference energies with open boundary condition(OBC) in real space. If we take the *loop* from the whole Bloch zone, the total winding number is zero, but for each winding, we have $W_{1,2} = \pm 1$. E and $-E^*$ will give a positive winding number while the E^* and $-E$ give the negative one. As is marked in Figs. 8(b)-(f) with red circles, all EPs are occurring at the pure imaginary energies. The eigenenergies that go around the left EPs can give the winding 1 and -1 for the right EPs in Figs. 8(b)-(d). The total winding is always 0 for the vanishing of E and E^* .

CRITICAL POINTS OF THE TOPOLOGICAL TRANSITION

In this section, we will calculate the critical points of the topological phase transition. As is defined by Eqs. (17)-(18), two EPs have opposite windings. Based on the winding number and the localization of the wavefunction, we can define three phases: topological, intermediate, and trivial phase.

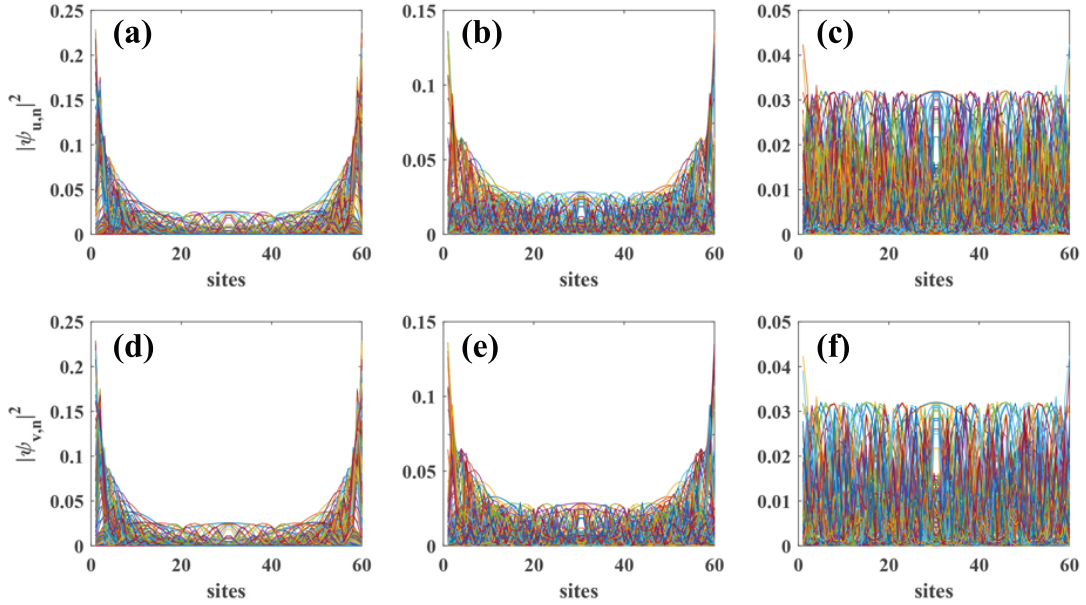


Figure 9. The wavefuntions of u_n (the first row) and v_n (the second row) sites obtained by OBC. The parameters are used $\Delta' = -20 \mu\text{eV}$, $gA^2 = 0.1 \text{meV}$, $\gamma_C = 0.1 \text{meV}$, $k_p = \pi/6$, and $J = 60 \mu\text{eV}$ (the first column), $80 \mu\text{eV}$ (the second column), 0.2meV (the third column).

The HN model [51, 52] can be easily theoretically realized by $H = J_1 e^{ikx} + J_2 e^{-ikx}$ with J_1 and J_2 are asymmetric hoppings between two nearest sites and the energy spectrum can be obtained by:

$$H = (J_1 + J_2) \cos(kx) - i(J_2 - J_1) \sin(kx). \quad (19)$$

The skin modes will vanish for $J_2 = J_1$ and appear for $J_2 \neq J_1$. Actually, if the system has the same energy dispersion like Eq. (19) where different directions of the momenta have gain and loss at the same time, the skin modes will appear even with the same hopping by inducing other terms into the Hamiltonian.

To realize the skin effect, the complex dispersion will be like

$$E_k = C_1 \sin(k + C_2), \quad (20)$$

with C_i must be complex numbers. The complex number of C_i ensures the condensates have gain in one direction and loss in another direction forming skin modes.

The derivative of Eq. (14) is

$$f'(k) = -4J \cos(k_p) \sin(k - k_p) [\Delta' + 2J \cos(k_p) \cos(k - k_p)], \quad (21)$$

with the zero points $k = k_p$ for the maximum and $k = \arccos(-\frac{\Delta'}{2J \cos k_p}) + k_p$ for the minimum. If Eq. (14) is a purely imaginary number in the whole Bloch zone, all eigenstates are localized. The critical points for the topological transition are $J_1 = (gA^2 + \Delta') \sec(k_p)/2$ and $J_2 = (gA^2 - \Delta') \sec(k_p)/2$ which is corresponding with the numerical results $J_1 \approx 0.46$ in Fig. 8 (a) and (c) and $J_2 \approx 0.69$ in Figs. 8(a) and (e).

The phase can be defined in two ways, one is the appearance of the skin modes and the other one is the winding of the EPs energies. In the non-trivial phase, $0 < |J| < \frac{(gA^2 + \Delta') \sec(k_p)}{2}$ all eigenstates are localized and the PBC energies can encircle all the OBC energies including EPs as is shown in Fig. 8 (b). In the intermediate phase, $\frac{(gA^2 + \Delta') \sec(k_p)}{2} < |J| < \frac{(gA^2 - \Delta') \sec(k_p)}{2}$ parts of eigenstates are localized (see Figs. 9 (a) and (d)) and the PBC energies can encircle parts of the OBC energies concluding the EPs (see Fig. 8 (d)). In the trivial phase, $J = 0$ or $J \geq \frac{(gA^2 - \Delta') \sec(k_p)}{2}$, parts of (see Figs. 9 (b) and (e)) or no eigenstates (see Figs. 9 (c) and (f)) are localized and the PBC energies can encircle parts of the OBC energies except the EPs (see Figs. 8 (e) and f). At the critical points $J = \pm J_1$ or $J = \pm J_2$, the PBC energy will cross at $E_R = 0$, and the modes $-i\gamma_C$ arise as extended eigenstates that can't be encircled by the OBC energies.
