

# Goodness-of-fit Test on the Number of Biclusters in Relational Data Matrix

Chihiro Watanabe<sup>\*1</sup> and Taiji Suzuki<sup>†1,2</sup>

<sup>1</sup>Graduate School of Information Science Technology, The University of Tokyo, Tokyo, Japan

<sup>2</sup>Center for Advanced Intelligence Project (AIP), RIKEN, Tokyo, Japan

## Abstract

Biclustering is a problem to detect homogeneous submatrices in a given observed matrix, and it has been shown to be an effective tool for relational data analysis. Although there have been many studies for estimating the underlying bicluster structure of a matrix, few have enabled us to determine the appropriate number of biclusters in an observed matrix. Recently, a statistical test on the number of biclusters has been proposed for a regular-grid bicluster structure, where we assume that the latent bicluster structure can be represented by row-column clustering. However, when the latent bicluster structure does not satisfy such regular-grid assumption, the previous test requires too many biclusters (i.e., finer bicluster structure) for the null hypothesis to be accepted, which is not desirable in terms of interpreting the accepted bicluster structure. In this paper, we propose a new statistical test on the number of biclusters that does not require the regular-grid assumption, and derive the asymptotic behavior of the proposed test statistic in both null and alternative cases. To develop the proposed test, we construct a consistent submatrix localization algorithm, that is, the probability that it outputs the correct bicluster structure converges to one. We show the effectiveness of the proposed method by applying it to both synthetic and practical relational data matrices.

**Keywords.** biclustering, submatrix detection, consistent submatrix localization, goodness-of-fit test, random matrix theory

## 1 Introduction

Relational data is a kind of matrix data, whose entries show some kind of relationships between two (generally different) objects. For example, the rows and columns, respectively, of an observed matrix  $A \in \mathbb{R}^{n \times p}$  represent customers and products, and each entry  $A_{ij}$  is a number of times for which the  $i$ th customer purchased the  $j$ th product. It has been shown that we can successfully model various kinds of relational data matrices, including customer-item transaction/rating data [46, 48], document-word co-occurrence data [16, 20], and gene expression data [36, 39, 42, 49], by assuming the existence of latent *biclusters* or some “homogeneous” submatrices (e.g., the entries in each bicluster are identically distributed). In the example of the above customer-item relational data matrix, this assumption corresponds to that there are some groups of customers  $I \subseteq \{1, \dots, n\}$  and those of items  $J \subseteq \{1, \dots, p\}$ , and that the customers in  $I$  tend to purchase the items in  $J$  at a similar frequency.

In regard to bicluster structure of a relational data matrix, the following two problems have been extensively studied in the literature: *submatrix detection* and *localization*. Submatrix detection is a task to detect the existence of such biclusters in a given observed matrix  $A$  (i.e., whether or not matrix

---

<sup>\*</sup>chihiro.watanabe@mist.i.u-tokyo.ac.jp

<sup>†</sup>taiji@mist.i.u-tokyo.ac.jp

$A$  contains at least one bicluster) [7, 26, 35, 45]. As in the previous studies [9, 13], in this paper, we distinguish such a task from submatrix localization (which is also known as *biclustering*), whose purpose is to recover the exact position of such biclusters. So far, many biclustering methods have been proposed for a fixed number of biclusters  $K$  [9, 13, 24, 27, 45]. In most practical cases, however, we would not have a prior knowledge about  $K$  in a given data matrix. Therefore, it would be an important task to develop some method to appropriately determine  $K$  from the observed data  $A$ . In the next two paragraphs, we introduce some related studies that have proposed methods for choosing  $K$ .

**Statistical test on the number of biclusters  $K$ .** Although there have been many studies for testing whether an observed matrix  $A$  contains any large average submatrix or not [6, 7, 10, 32, 35], few statistical test methods have been proposed for the number of biclusters  $K$  in matrix  $A$ . Recently, statistical tests on  $K$  has been proposed in [3, 28, 30, 55] with the constraint that the underlying bicluster structure should be represented by a regular grid (as shown in Figure 1 (b-2))<sup>1</sup>. However, if the latent bicluster structure does not satisfy the regular grid constraint (as shown in Figure 1 (b-1)), such a test needs larger hypothetical number of biclusters  $K_0$  (i.e., finer bicluster structure) to accept the null hypothesis  $K = K_0$  than necessary, which would not be desirable in the perspective of interpreting the accepted bicluster structure. To cope with such a problem, we need a more flexible model which can represent the existence of local biclusters [45]. For a singular-value-decomposition-based biclustering, a stopping criterion has been proposed for detecting multiple biclusters (which determines  $K$ ) based on stability selection in [47]. This method has enabled us to detect a bicluster structure with Type I error control and without the regular grid constraint. However, unlike our proposed method, its Type I error has been guaranteed only in terms of an upper bound, not the null distribution of a test statistic. Therefore, in this previous study, no way has been provided to perform a statistical test on the number of biclusters. Moreover, it has no theoretical guarantee for the alternative cases (i.e., statistical power). In this paper, we address these problems by developing a new statistical test on  $K$ , which does not require the regular grid constraint and whose test statistic  $T$  shows a good property in an alternative case (i.e., with high probability,  $T$  asymptotically increases with the matrix size and thus the Type II error converges in probability to zero<sup>2</sup>), as shown later in Theorem 4.3.

**Information criterion on the number of biclusters  $K$ .** Aside from the statistical-test-based methods, some studies have proposed to determine  $K$  based on the minimum description length [44, 50, 57] and modified DIC for the biclustering problem [11, 12]. Particularly, under the regular grid constraint of the bicluster structure, an information criterion called integrated completed likelihood (ICL) has been proposed for determining  $K$  [15, 33, 56], which approximates the maximum marginal likelihood of a given  $K$ . These methods aim to select the optimal number of biclusters  $K$  from a given set of candidates, in terms of some criterion (e.g., marginal likelihood). This purpose is different from that of a statistical test, which aims to judge whether or not we accept a hypothetical number of biclusters  $K_0$  with a specific significance level given by a user.

**Other approaches for determining the number of biclusters  $K$ .** Aside from the above information-criterion-based and statistical-test-based methods, some studies have proposed to construct a generative model of the bicluster structure including the number of biclusters  $K$  and then select an optimal model in terms of some measure (e.g., choose a MAP estimator) [37, 43]. There have also been some heuristic criteria for determining the number of biclusters in an observed matrix, which have been proposed as stopping rules for top-down division-based biclustering algorithms [18, 26, 51] or bottom-up merging-based one [41].

<sup>1</sup>Particularly, in [3, 28, 30], the observed matrix  $A$  (and thus its bicluster structure) is assumed to be square symmetric.

<sup>2</sup>It must be noted that Theorem 4.3 shows the asymptotic behavior of test statistic  $T$  under the assumption that an observed matrix has some latent bicluster structure. To derive its behavior in the case that an observed matrix cannot be represented by such a model is beyond the scope of this paper.

In this paper, we propose a statistical test method for the number of biclusters  $K$  in a given observed matrix  $A$ , without the regular grid constraint of the latent bicluster structure. To guarantee the asymptotic behavior of the proposed test statistic in the null case (i.e.,  $K = K_0$ ), which is given in Theorem 4.1, we use the properties of a random matrix with a sub-exponential decay [4, 40]. Moreover, we derive its behavior in the alternative case (i.e.,  $K > K_0$ ) that it increases with the matrix size in high probability, which is given in Theorem 4.3. Unlike the previous study [55], where the number of biclusters  $K$  is assumed to be a fixed constant that does not depend on the matrix size  $m$ , we consider a case in which  $K$  might increase with  $m$  (the precise description of this assumption is given in (9)). Finally, we explain a method to estimate  $K$  from observed matrix  $A$ , by sequentially testing the hypothetical numbers of biclusters in an ascending order (i.e.,  $K_0 = 0, 1, 2, \dots$ ) until the null hypothesis is accepted.

In the proposed test, we assume that the submatrix localization algorithm is *consistent*, that is, if the hypothetical number of biclusters  $K_0$  is equal to the null one  $K$ , the probability that it outputs the correct bicluster structure converges to one asymptotically. Such consistency condition in submatrix localization has been considered in several previous studies, however, most of them have made an assumption that there exists at most one bicluster in a given observed matrix [1, 5, 8, 23, 24, 29, 34]. It would be possible to localize multiple biclusters by applying these methods to a given observed matrix multiple times, however, there is no guarantee for consistency of such a heuristic approach.

When considering submatrix localization with multiple biclusters, we have to take into account the notions of *disjointness* and *bi-disjointness*. We call a bicluster structure is *disjoint* iff each entry belongs to at most one bicluster (as shown in Figure 1 (a) and (b)). *Bi-disjointness* is a stricter condition: we call a bicluster structure is *bi-disjoint* iff each row or column belongs to at most one bicluster. Among disjoint bicluster structures, we call those with a *bi-disjoint* one (as shown in Figure 1 (a)). For bi-disjoint bicluster structure, some submatrix localization algorithms based on the maximum likelihood estimator for a known model parameter [13] and singular value decomposition [9] have been shown to be consistent. However, these algorithms cannot be directly applied to non-bi-disjoint cases, where the localization problem cannot be formulated as a row-column (hard) clustering [45].

As another direction, by imposing the regular grid constraint to the underlying bicluster structure, we can consider a special case of non-bi-disjoint bicluster structures, which can be represented as a result of row-column clustering (as shown in Figure 1 (b-2)). As for the biclustering problem with such a regular grid structure, Flynn and Perry [19] have proposed a consistent algorithm based on the criterion of (generalized) profile likelihood. In this paper, we extend this method and develop a consistent submatrix localization algorithm without regular grid assumption (as shown in Figure 1 (b-1)).

In summary, the main contribution of this paper is as follows:

1. We proposed for the first time a statistical test on the number of biclusters  $K$  in a given observed matrix, under the assumptions that the underlying bicluster structure is disjoint (but not necessarily bi-disjoint) and that the submatrix localization algorithm is consistent.
2. To fulfill the above assumption, we developed a consistent submatrix localization algorithm for a disjoint but not necessarily bi-disjoint bicluster structure (including the cases of Figure 1 (a) and (b)). We first proved the consistency of the proposed algorithm based on (generalized) profile likelihood [38], and then we proposed an approximated algorithm to obtain the maximum profile likelihood solution to avoid combinatorial explosion.

This paper is organized as follows: in Section 2, we describe the problem settings and the model of underlying bicluster structure in an observed matrix. Then, in Section 3, we develop a consistent submatrix localization algorithm based on generalized profile likelihood. Based on the estimated bicluster structure given by such a consistent algorithm, in Section 4, we propose a statistical test on the number of biclusters  $K$  in an observed matrix, and derive its theoretical guarantee in both null and alternative cases. In Section 5, we give some experimental results which show the effectiveness of the proposed test. Finally, in Section 6, we discuss the obtained results and the future works of the proposed method, and give a conclusion to this paper in Section 7.

## 2 Problem setting and statistical model for goodness-of-fit test for submatrix detection problem

Let  $A \in \mathbb{R}^{n \times p}$  be an  $n \times p$  observed matrix. Given such an observed matrix  $A$ , the goal of submatrix detection problem is to determine whether it contains one or multiple disjoint submatrices or *biclusters*, in each of which the entries are generated in the i.i.d. sense (Figure 1 (a) and (b)). As in the previous studies [9, 32], we distinguish the submatrix detection and *localization* problems in that the goal of the latter is not only to detect the existence of biclusters in an observed matrix, but to estimate their precise locations.

Let  $K$  be the minimum number of such biclusters to represent matrix  $A$ , which is unknown in advance. Aside from the  $K$  biclusters, we assume that there are “background” entries in matrix  $A$  that do not belong to any bicluster. Note that the difference between a bicluster and the background is in that the former can be represented as a submatrix (i.e.,  $\{(i, j) : i \in I_k, j \in J_k\}$  for some set of  $I_k \subset \{1, \dots, n\}$  and  $J_k \subset \{1, \dots, p\}$ ), while the latter does not necessarily have such a submatrix structure, as shown in Figure 1. Unlike the previous studies that have provided consistent submatrix localization methods with multiple biclusters [9, 13], we do **not** assume the underlying bicluster structure to be *bi-disjoint*, that is, each row or column is assigned to at most one bicluster (Figure 1 (a)).

We denote the bicluster index of the  $(i, j)$ th entry of matrix  $A$  as  $g_{ij} \in \{0, 1, \dots, K\}$ , where  $g_{ij} = k$  if the  $(i, j)$ th entry belongs to the  $k$ th bicluster for some  $k \in \{1, \dots, K\}$  and  $g_{ij} = 0$  if it belongs to the background. We define the set of group indices of all the entries as  $g \equiv (g_{ij})_{1 \leq i \leq n, 1 \leq j \leq p}$ . We also define that  $\mathcal{I}_k \equiv \{(i, j) : g_{ij} = k\}$ , which represents the set of entries in the  $k$ th group. Specifically, we consider the following model:

$$\begin{aligned} P &= (P_{ij})_{1 \leq i \leq n, 1 \leq j \leq p}, & P_{ij} &= b_{g_{ij}}. \\ \sigma &= (\sigma_{ij})_{1 \leq i \leq n, 1 \leq j \leq p}, & \sigma_{ij} &= s_{g_{ij}}. \\ A &= (A_{ij})_{1 \leq i \leq n, 1 \leq j \leq p}, & \mathbb{E}[A_{ij}] &= P_{ij}, \quad \mathbb{E}[(A_{ij} - P_{ij})^2] = \sigma_{ij}^2, \end{aligned} \quad (1)$$

where  $b_k$  and  $s_k > 0$ , respectively, are the mean and standard deviation of the  $k$ th bicluster ( $k = 1, \dots, K$ ) or background ( $k = 0$ ). This model is a generalized version of well-studied submatrix detection models, in which we assume that the mean of the background noise is zero (i.e.,  $b_0 = 0$ ) [7, 35, 45]. Let  $Z \in \mathbb{R}^{n \times p}$  be a standardized noise matrix, which is given by

$$Z = (Z_{ij})_{1 \leq i \leq n, 1 \leq j \leq p}, \quad Z_{ij} = \frac{A_{ij} - P_{ij}}{\sigma_{ij}}. \quad (2)$$

In most cases, the number of biclusters  $K$  is unknown in advance. The goal of this paper is to develop a statistical test on  $K$ , which is based on the following null (N) and alternative (A) hypotheses:

$$(N) : K = K_0, \quad (A) : K > K_0, \quad (3)$$

where  $K_0$  is a given hypothetical number of biclusters. In this paper, we only consider the cases where  $K_0 \leq K$ . If  $K = K_0$  (i.e., the null case), then we call it a *realizable* case. Otherwise (i.e., the alternative case), we call it an *unrealizable* case. To select the number of biclusters for a given observed matrix  $A$ , we propose to sequentially test the bicluster numbers  $K_0 = 0, 1, 2, \dots$  until the null hypothesis (N) is accepted. Let  $\hat{K}$  be the hypothetical number of biclusters when (N) is accepted. The proposed method outputs  $\hat{K}$  as the selected number of biclusters in matrix  $A$ .

**Notations.** Throughout this paper, we use the following notations:

$$\begin{aligned} X &= O_p[f(m)]. \Leftrightarrow \forall \epsilon > 0, \exists C > 0, M > 0, \forall m \geq M, \Pr[Cf(m) \geq X] \geq 1 - \epsilon. \\ X &= \Omega_p[f(m)]. \Leftrightarrow \forall \epsilon > 0, \exists C > 0, M > 0, \forall m \geq M, \Pr[Cf(m) \leq X] \geq 1 - \epsilon. \\ X &= \Theta_p[f(m)]. \Leftrightarrow \forall \epsilon > 0, \exists C_1, C_2 > 0, M > 0, \forall m \geq M, \Pr[C_1 f(m) \leq X \leq C_2 f(m)] \geq 1 - \epsilon. \end{aligned} \quad (4)$$

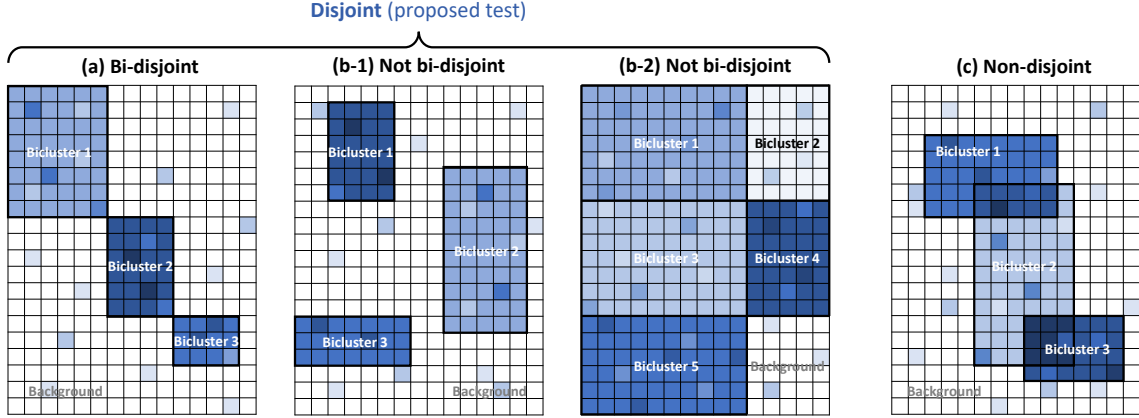


Figure 1: (a) Bi-disjoint, (b) disjoint but not bi-disjoint, and (c) non-disjoint bicluster structures. In the proposed method, we assume that the underlying bicluster structure is disjoint, but not necessarily bi-disjoint. We assume that the observed matrix consists of one or multiple biclusters, in each of which the entries are generated in the i.i.d. sense. Note that in the cases of (b-1) and (c), it is not always possible to make all the rows and columns within the biclusters contiguous by sorting the rows and columns.

$$\|A\|_{\text{op}} = \sup_{\mathbf{u} \in \mathbb{R}^p} \frac{\|A\mathbf{u}\|}{\|\mathbf{u}\|}, \quad \|A\|_{\text{F}} = \sqrt{\sum_{i=1}^n \sum_{j=1}^p A_{ij}^2}. \quad (5)$$

In the proofs in Section 4, we use the following **sample** mean matrix  $\tilde{P}$  and standard deviation matrix  $\tilde{\sigma}$  for the **correct** block structure, and matrix  $\tilde{Z}$ :

$$\begin{aligned} \tilde{P} &= (\tilde{P}_{ij})_{1 \leq i \leq n, 1 \leq j \leq p}, & \tilde{P}_{ij} &= \tilde{b}_{g_{ij}}, \\ \tilde{\sigma} &= (\tilde{\sigma}_{ij})_{1 \leq i \leq n, 1 \leq j \leq p}, & \tilde{\sigma}_{ij} &= \tilde{s}_{g_{ij}}, \\ \tilde{Z} &= (\tilde{Z}_{ij})_{1 \leq i \leq n, 1 \leq j \leq p}, & \tilde{Z}_{ij} &= \frac{A - \tilde{P}_{ij}}{\tilde{\sigma}_{ij}}. \end{aligned} \quad (6)$$

where  $\tilde{b}_k$  and  $\tilde{s}_k$ , respectively, are the **sample** mean and standard deviation of the entries in the  $k$ th **null** group in observed matrix  $A$ . Let  $\tilde{\lambda}_1$  and  $\tilde{\mathbf{v}}_1$ , respectively, be the maximum eigenvalue of matrix  $\tilde{Z}^\top \tilde{Z}$  and the corresponding eigenvector whose Euclid norm is constrained to be one:

$$\tilde{Z}^\top \tilde{Z} \tilde{\mathbf{v}}_1 = \tilde{\lambda}_1 \tilde{\mathbf{v}}_1, \quad \|\tilde{\mathbf{v}}_1\| = 1. \quad (7)$$

Similarly, we denote the eigenvalues (in the descending order) and the corresponding normalized eigenvectors of matrix  $Z^\top Z$  as  $\{\lambda_j\}$  and  $\{\mathbf{v}_j\}$ , respectively:

$$\begin{aligned} Z^\top Z \mathbf{v}_j &= \lambda_j \mathbf{v}_j, \quad \|\mathbf{v}_j\| = 1, \quad j = 1, \dots, p. \\ \lambda_1 &\geq \lambda_2 \geq \dots \geq \lambda_p. \end{aligned} \quad (8)$$

**Assumptions.** In Section 4, we develop a statistical test for the number of biclusters in an observed matrix based on the following assumptions:

- (i). We assume that the biclusters (and the background) are *disjoint*<sup>3</sup>, that is, there is no entry  $(i, j)$  that is assigned to two or more biclusters (i.e.,  $\mathcal{I}_k \cap \mathcal{I}_{k'} = \emptyset$  if  $k \neq k'$ ,  $k, k' \in \{0, 1, \dots, K\}$ ). Moreover, we assume that each  $(i, j)$ th entry belongs to exactly one group.

<sup>3</sup>Note that in this paper, we use the term ‘disjoint’ in the meaning that each *entry* belongs to a single group, not the meaning that the bicluster structure is bi-disjoint as in Figure 1 (a) (i.e., each *row* or *column* is assigned to at most one bicluster).

(ii). We assume that each entry  $Z_{ij}$  of the standardized noise matrix has a sub-exponential decay (i.e., there exists some  $\vartheta > 0$  such that for  $x > 1$ ,  $\Pr(|Z_{ij}| > x) \leq \vartheta^{-1} \exp(-x^\vartheta)$ ). We also assume the following conditions:

- $\max_{k=0,1,\dots,K} s_k = O(1)$ , and  $\min_{k=0,1,\dots,K} s_k = \Omega(1)$ .
- $\max_{k=1,\dots,K,k'=1,\dots,K} |b_k - b_{k'}| = O(1)$ , and  $\max_{k=0,1,\dots,K} |b_k| = O(K)$ . We also assume that the minimum difference between a pair of different biclusters (including background) is lower bounded by some constant that does not depend on the matrix size:  $\min_{k \neq k'} |b_k - b_{k'}| \geq C^b > 0$ .
- $C^{M(4)} \equiv \max_{i=1,\dots,n,j=1,\dots,p} \mathbb{E}[Z_{ij}^4] = O(1)$ .

(iii). We assume that both the row and column sizes  $n$  and  $p$  of the observed matrix increase in proportion to some sufficiently large number  $m$  (i.e.,  $n, p \propto m$ ).

(iv). As for the background, we assume that it can be divided to  $H$  disjoint submatrices. In regard to the row and column sizes of each  $k$ th submatrix ( $|I_k|$  and  $|J_k|$ , respectively), we assume that they monotonically increase with  $m$ , where  $k = 1, \dots, K + H$ .

- In Theorem 4.1 for a **realizable** case, we assume that the minimum number of biclusters  $K$  and that of background submatrices  $H$  to represent the observed matrix  $A$  satisfy the following conditions:

$$K + H = O\left(m^{\frac{1}{42} - \epsilon_1}\right), \quad \text{for some } \epsilon_1 > 0. \quad (9)$$

$$n_{\min} \equiv \min_{k=1,\dots,K+H} |I_k| = \Omega\left(m^{\frac{8}{21}}\right), \quad p_{\min} \equiv \min_{k=1,\dots,K+H} |J_k| = \Omega\left(m^{\frac{8}{21}}\right). \quad (10)$$

Note that from these conditions, we have

$$(K + H) \left( \min_{k=1,\dots,K+H} |I_k| \right)^{-\frac{1}{4}} \leq \frac{K + H}{n_{\min}^{\frac{1}{4}} p_{\min}^{\frac{1}{4}}} = O\left(m^{-\frac{1}{6} - \epsilon_1}\right), \quad \text{for some } \epsilon_1 > 0. \quad (11)$$

- In Theorem 4.3 for an **unrealizable** case, we assume the following stricter condition:

$$\frac{K + H}{\sqrt{n_{\min} p_{\min}}} = O\left(m^{-\frac{3}{4} - \epsilon_2}\right), \quad \text{for some } \epsilon_2 > 0. \quad (12)$$

(v). In the realizable case (i.e.,  $K = K_0$ ), we assume that a submatrix localization algorithm for estimating the bicluster structure  $g$  is *consistent*, that is,  $\Pr(\hat{g} = g) \rightarrow 1$  in the limit of  $m \rightarrow \infty$ , where  $g$  and  $\hat{g}$ , respectively, are the null and the estimated bicluster structure of observed matrix  $A$  (the precise definition of  $\hat{g}$  is given in Section 4). In Section 3, we develop a consistent submatrix localization algorithm that can be applied without the bi-disjoint assumption.

### 3 Consistent submatrix localization algorithm for non-bi-disjoint biclusters based on generalized profile likelihood

In this section, we propose a consistent submatrix localization algorithm, which is used to estimate the bicluster structure of observed matrix  $A$  before applying the proposed statistical test. To our knowledge, this is the first paper that gives a submatrix localization method with the consistency guarantee (i.e., the probability that it outputs the correct bicluster structure converges to one in the limit of matrix size  $m \rightarrow \infty$ ), where the underlying bicluster structure is not necessarily bi-disjoint (as shown in Figure 1 (b)).

We first show the rigorous theoretical result that the bicluster structure with the maximum generalized profile likelihood is consistent in Section 3.1. Since the combinatorial optimization problem to find the bicluster structure with the maximum generalized profile likelihood is intractable, we propose an approximated algorithm in Section 3.2.

### 3.1 Rigorous result for consistency of submatrix localization

To show the consistency of a submatrix localization algorithm based on the (generalized) profile likelihood (whose definition is given later in (15)), we use the following assumptions, aside from those in Section 2.

#### Assumptions in constructing consistent submatrix localization algorithm

- (a). The hypothetical number of biclusters is equal to the null one (i.e.,  $K = K_0$ ).
- (b). Let  $p_k \in \mathbb{R}$  and  $\hat{p}_k \in \mathbb{R}$ , respectively, be the proportion of entries in the  $k$ th group ( $k \in \{0, 1, \dots, K\}$ ) in the null and estimated bicluster structure to all the  $np$  entries. Let  $\mathbf{p} = (p_k)_{0 \leq k \leq K} \in \mathbb{R}^{(K+1)}$ . To guarantee the consistency, we need a stricter condition than the assumption (iv) that  $\min_{k=0,1,\dots,K} p_k = \Omega\left(m^{-\frac{20}{21}}\right)$ . Fix  $\epsilon > 0$  that satisfies the following conditions: (1)  $\epsilon = \Omega\left(m^{-\frac{27}{28}}\right)$  (and thus  $np\epsilon = \Omega\left(m^{\frac{29}{28}}\right)$ ), and (2)  $\epsilon < \min_{k=0,1,\dots,K} p_k$ . For instance, if we set  $\epsilon = C_\epsilon m^{-\frac{23}{24}}$  with an arbitrary fixed constant  $C_\epsilon > 0$  (that does not depend on  $m$ ), for a sufficiently large  $m$ , both (1) and (2) hold.
- (c). In regard to sub-exponential assumption (ii), we additionally assume that there exists some  $\vartheta_0, \vartheta_1, \dots, \vartheta_K \geq C^\vartheta > 0$  such that for  $x > 1$ ,  $\Pr(|Z_{ij}| > x) \leq \vartheta_{g_{ij}}^{-1} \exp(-x^{\vartheta_{g_{ij}}})$ , where  $C^\vartheta$  is a fixed constant that does not depend on the matrix size  $m$ .

To evaluate the accuracy of estimated bicluster structure  $\hat{g}$ , we introduce a confusion matrix  $C \in \mathbb{R}^{(K+1) \times (K+1)}$ , whose  $(k, k')$ th entry represents the proportion of entries that belong to the  $k$ th group in the **null** bicluster structure and the  $k'$ th group in the **estimated** one [i.e.,  $C_{kk'} \equiv \frac{1}{np} \sum_{i=1}^n \sum_{j=1}^p I(g_{ij} = k)I(\hat{g}_{ij} = k')$ ], as shown in Figure 2. Note that the following two conditions are mutually equivalent:

- The estimated bicluster structure is correct (i.e.,  $\hat{g} = g$ ).
- The confusion matrix  $C$  can be made diagonal by permutations of its rows.

Moreover, the population mean  $\bar{b}_k$  of each  $k$ th **estimated** group can be computed based on the confusion matrix  $C$  as follows:

$$\bar{b}_k \equiv \frac{1}{|\hat{\mathcal{I}}_k|} \sum_{(i,j) \in \hat{\mathcal{I}}_k} P_{ij} = \frac{np}{|\hat{\mathcal{I}}_k|} \sum_{k'=0}^K C_{k'k} b_{k'} = \frac{(C^\top \mathbf{b})_k}{(C^\top \mathbf{u})_k}, \quad (13)$$

where  $\mathbf{u} \equiv [1, 1, \dots, 1]^\top \in \mathbb{R}^{(K+1)}$ . Note that we used  $\hat{p}_k = \frac{|\hat{\mathcal{I}}_k|}{np} = (C^\top \mathbf{u})_k$  to derive (13).

We use the following notation:

$$\mathcal{J}_\epsilon \equiv \{g : \hat{p}_k(g) > \epsilon \text{ for all } k \in \{0, 1, \dots, K\}\}. \quad (14)$$

By assumption (b),  $\epsilon$  is chosen to be smaller than  $\min_{k=0,1,\dots,K} p_k$ , we choose the estimated bicluster assignment  $\hat{g}$  from  $\mathcal{J}_\epsilon$ .



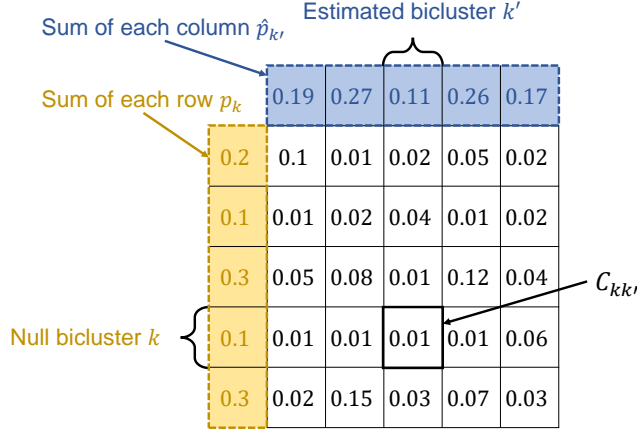


Figure 2: An example of confusion matrix for a set of null and estimated bicluster assignments.

As in [19], we develop a consistent submatrix localization algorithm based on the (generalized) profile likelihood [38]. Given an **estimated** bicluster assignment  $\hat{g}$ , the generalized profile-likelihood criterion for an exponential family model is given by

$$F(\hat{g}) \equiv \sum_{k=0}^K \hat{p}_k f \left( \frac{1}{|\hat{\mathcal{I}}_k|} \sum_{(i,j) \in \hat{\mathcal{I}}_k} A_{ij} \right), \quad (15)$$

where  $f : \mathbb{R} \mapsto \mathbb{R}$  is an arbitrary function that satisfies the following conditions:

- We define the following closed and open intervals:

$$\begin{aligned} \mathcal{S}_1 &\equiv \left[ \min \left\{ \inf_{\hat{\mathcal{I}} \in \mathcal{K}_\epsilon} \frac{1}{|\hat{\mathcal{I}}|} \sum_{(i,j) \in \hat{\mathcal{I}}} A_{ij}, \min_{k=0,1,\dots,K} b_k \right\}, \max \left\{ \sup_{\hat{\mathcal{I}} \in \mathcal{K}_\epsilon} \frac{1}{|\hat{\mathcal{I}}|} \sum_{(i,j) \in \hat{\mathcal{I}}} A_{ij}, \max_{k=0,1,\dots,K} b_k \right\} \right], \\ \mathcal{S}_2 &\equiv \left( \min \left\{ \inf_{\hat{\mathcal{I}} \in \mathcal{K}_\epsilon} \frac{1}{|\hat{\mathcal{I}}|} \sum_{(i,j) \in \hat{\mathcal{I}}} A_{ij}, \min_{k=0,1,\dots,K} b_k \right\}, \max \left\{ \sup_{\hat{\mathcal{I}} \in \mathcal{K}_\epsilon} \frac{1}{|\hat{\mathcal{I}}|} \sum_{(i,j) \in \hat{\mathcal{I}}} A_{ij}, \max_{k=0,1,\dots,K} b_k \right\} \right). \end{aligned} \quad (16)$$

$f$  is continuous on  $\mathcal{S}_1$  and differentiable on  $\mathcal{S}_2$ . The first derivative of  $f$  is bounded (i.e.,  $|f'(x)| < \infty$ ) on  $\mathcal{S}_2$ .

- $f$  is locally strictly convex:  $\inf_{x \in \mathcal{T}} f''(x) > 0$ , where  $\mathcal{T} \equiv (\min_{k=0,1,\dots,K} b_k, \max_{k=0,1,\dots,K} b_k)$ .

We also define the following criterion function based on the **population** group-wise mean:

$$\bar{F}(\hat{g}) \equiv \sum_{k=0}^K \hat{p}_k f(\bar{b}_k). \quad (17)$$

Note that we have  $\bar{F}(g) = \sum_{k=0}^K p_k f(b_k)$ .

Based on these assumptions and notations, the following Theorem 3.1 guarantees the consistency of the maximum generalized profile-likelihood solution  $\hat{g}^{\text{PL}}$ .

**Theorem 3.1** (Consistency of submatrix localization based on the generalized profile-likelihood). *Under the assumptions in Sections 2 and 3, for any bicluster assignment  $\hat{g}^{\text{PL}}$  that achieves the maximum generalized profile-likelihood (i.e.,  $\hat{g}^{\text{PL}} \in \arg \max_{\hat{g} \in \mathcal{J}_\epsilon} F(\hat{g})$ ), the confusion matrix  $C(\hat{g}^{\text{PL}})$  converges in probability to a permutation of a diagonal matrix.*



*Proof.* To prove this theorem, we first show the following Lemmas A.1, 3.1 and 3.2.

**Lemma 3.1.** *Under the assumptions in Sections 2 and 3,  $\sup_{\hat{g} \in \mathcal{J}_\epsilon} |F(\hat{g}) - \bar{F}(\hat{g})|$  converges in probability to zero in the limit of  $m \rightarrow \infty$ .*

*Proof.* A proof is in Appendix A. □

Before the statement of Lemma 3.2, we define  $\mathcal{P}_\delta$ : For a given  $\delta > 0$ , let  $\mathcal{P}_\delta \equiv \{C \in \mathcal{C}_{\mathbf{p}} : \max_{(k_1, k_2, k): k_1 \neq k_2} C_{k_1 k} C_{k_2 k} < \delta\}$ , where  $\mathcal{C}_{\mathbf{p}}$  is a set of all confusion matrices with the null set of proportions  $\mathbf{p}$ . If the confusion matrix  $C$  is a permutation of a diagonal matrix, then for  $k_1 \neq k_2$ , we always have  $C_{k_1 k} C_{k_2 k} = 0$  for all  $k \in \{0, 1, \dots, K\}$ . Intuitively,  $\mathcal{P}_\delta$  is a set of confusion matrices which are “almost” permutations of diagonal matrices, where the gap from a permutation of a diagonal matrix is controlled by  $\delta$ .

**Lemma 3.2.** *Under the assumptions in Sections 2 and 3, for all  $\delta > 0$ , if  $C \notin \mathcal{P}_\delta$ ,*

$$\bar{F}(\hat{g}) - \bar{F}(g) \leq -\frac{\kappa_0 \delta}{4} (C^{\mathbf{b}})^2, \quad (18)$$

where  $\kappa_0 \equiv \inf_{x \in \mathcal{T}} f''(x) > 0$  and  $C^{\mathbf{b}}$  is a constant that satisfies the condition in assumption (ii).

*Proof.* A proof is in Appendix B. □

From Lemma 3.2, for all  $\delta > 0$ , if  $C \notin \mathcal{P}_\delta$ ,

$$\begin{aligned} F(\hat{g}) - F(g) &\leq \sup_{\hat{g} \in \mathcal{J}_\epsilon} |F(\hat{g}) - \bar{F}(\hat{g})| + \bar{F}(\hat{g}) - F(g) \\ &= \sup_{\hat{g} \in \mathcal{J}_\epsilon} |F(\hat{g}) - \bar{F}(\hat{g})| + \bar{F}(\hat{g}) - \bar{F}(g) + \bar{F}(g) - F(g) \\ &\leq \sup_{\hat{g} \in \mathcal{J}_\epsilon} |F(\hat{g}) - \bar{F}(\hat{g})| + \sup_{g \in \mathcal{J}_\epsilon} |F(g) - \bar{F}(g)| + \bar{F}(\hat{g}) - \bar{F}(g) \\ &= 2 \sup_{\hat{g} \in \mathcal{J}_\epsilon} |F(\hat{g}) - \bar{F}(\hat{g})| + \bar{F}(\hat{g}) - \bar{F}(g) \\ &\leq 2 \sup_{\hat{g} \in \mathcal{J}_\epsilon} |F(\hat{g}) - \bar{F}(\hat{g})| - \frac{\kappa_0 \delta}{4} (C^{\mathbf{b}})^2. \end{aligned} \quad (19)$$

From Lemma 3.1, the first term in (19) converges in probability to zero. Therefore, for all  $\delta > 0$ , if  $C \notin \mathcal{P}_\delta$ , the probability that  $F(\hat{g}) \leq F(g) - \frac{\kappa_0 \delta}{4} (C^{\mathbf{b}})^2$  holds converges to one. By taking the limit of  $\delta \rightarrow 0$ , it results in that the probability converges to one that the confusion matrix of the maximum generalized profile-likelihood solution  $\hat{g}^{\text{PL}}$  is a permutation of a diagonal matrix, from the definition of  $\mathcal{P}_\delta$ . □

### 3.2 Approximated submatrix localization algorithm based on simulated annealing

In this section, we develop an approximated algorithm to find the bicluster structure with the maximum generalized profile likelihood based on simulated annealing (SA), since the exact algorithm to find the global optimal solution is intractable.

### 3.2.1 Naive implementation of SA-based submatrix localization

Let  $\mathcal{G}_K$  be a set of all bicluster structures with (non-empty)  $K$  biclusters, which are disjoint, but which are not necessarily bi-disjoint (as shown in Figure 1 (b)). In SA, we first define a sequence of temperatures  $\{T_t\}_{t=0}^\infty$ , a threshold  $\epsilon^{\text{SA}}$ , and the initial state (i.e., bicluster assignment)  $\hat{g}^{(0)} \in \mathcal{G}_K$ . For each state  $g \in \mathcal{G}_K$ , we also define a set of its neighbors  $N(g) \subseteq \mathcal{G}_K$  and a transition probability  $R(g, g') \in [0, 1]$  to a given state  $g' \in \mathcal{G}_K$ . Here, we set  $R(g, g') = 0$  iff  $g' \notin N(g)$ .

For each step  $t = 0, 1, 2, \dots$ , if  $T_t < \epsilon$ , we stop the algorithm and output the final state  $\hat{g}^{(t)}$ . If  $T_t \geq \epsilon$ , we randomly choose a candidate for the next state  $\tilde{g} \in N(\hat{g}^{(t)})$  with probability  $R(\hat{g}^{(t)}, \tilde{g})$ , and compute the difference of the objective function value  $\Delta F \equiv F(\tilde{g}) - F(\hat{g}^{(t)})$ . If  $\Delta F > 0$ , we set the next state at  $\hat{g}^{(t+1)} = \tilde{g}$ . If  $\Delta F \leq 0$ , we set the next state at  $\hat{g}^{(t+1)} = \tilde{g}$  with probability  $\exp\left(\frac{\Delta F}{T_t}\right)$ , and set it at the current state  $\hat{g}^{(t+1)} = \hat{g}^{(t)}$  with probability  $1 - \exp\left(\frac{\Delta F}{T_t}\right)$ .

Specifically, we propose Algorithm 1 as an example of SA for approximately maximizing the generalized profile likelihood  $F$ . In Algorithm 1, we define that the neighbors  $N(g)$  of state  $g$  is a set of all possible bicluster assignments that can be obtained by adding/removing one row or column to/from one bicluster in  $g$ . As for the transition probability, we define that one of the elements in  $N(g)$  are chosen from the uniform distribution on  $N(g)$  (i.e.,  $R(g, g') = 1/|N(g)|$  for  $g' \in N(g)$ ).

We can easily check that the above settings satisfy the following *irreducibility* and *weak reversibility*:

- Irreducibility: for any pair  $g, g' \in \mathcal{G}_K$ , there exists some sequence of transitions from  $g$  to  $g'$  with non-zero probability.
- Weak reversibility: for any pair  $g, g' \in \mathcal{G}_K$  and  $\tilde{F} \in \mathbb{R}$ , the following two propositions (P1) and (P2) are mutually equivalent:
  - (P1) there exists some sequence of transitions  $g_1 = g, g_2, \dots, g_p = g'$  with non-zero probability that satisfies  $F(g_t) \geq \tilde{F}$  for all  $t \in \{1, \dots, p\}$ .
  - (P2) there exists some sequence of transitions  $g_1 = g', g_2, \dots, g_p = g$  with non-zero probability that satisfies  $F(g_t) \geq \tilde{F}$  for all  $t \in \{1, \dots, p\}$ .

We define that a state  $g$  is *locally optimal* if there is no state  $g' \in \mathcal{G}_K$  that satisfies the following two conditions simultaneously:  $F(g') > F(g)$ , and there exists some sequence of transitions  $g_1 = g, g_2, \dots, g_p = g'$  with non-zero probability that satisfies  $F(g_t) \geq F(g)$  for all  $t \in \{1, \dots, p\}$ . For a locally but not globally optimal solution  $g$ , we define its *depth* as the minimum  $d$  that satisfies the following condition: there exists some  $g'$  such that  $F(g') > F(g)$  and there exists some sequence of transitions  $g_1 = g, g_2, \dots, g_p = g'$  with non-zero probability that satisfies  $F(g_t) \geq F(g) - d$  for all  $t \in \{1, \dots, p\}$ . By setting the sequence of temperatures at  $T_t = [\max_{g \in \mathcal{G}_K} F(g) - \min_{g \in \mathcal{G}_K} F(g)] / \log(t+2)$  for all  $t \geq 0$  [22], for example, the proposed Algorithm 1 also satisfies the following conditions:

- $T_t \geq T_{t+1}$  holds for all  $t \geq 0$ , and  $\lim_{t \rightarrow \infty} T_t = 0$ .
- $\sum_{t=0}^\infty \exp\left(-\frac{d^*}{T_t}\right) = +\infty$ , where  $d^*$  is the maximum depth of all the locally but not globally optimal solutions.

It has been proven that under the above conditions, the probability that an SA algorithm outputs the global optimal solution converges to one in the limit of  $t \rightarrow \infty$  [22].

### 3.2.2 Further approximated version of SA-based submatrix localization algorithm

Although the naive SA algorithm in Section 3.2.1 is tractable compared to the exhaustive search, it still requires too much steps for the algorithm to converge. Therefore, in this subsection, we propose a further approximation of Algorithm 1. The main idea is that we first compress an observed data matrix  $A$  by using row-column clustering, and then apply an SA algorithm on the compressed data matrix.

---

**Algorithm 1** Naive SA algorithm for finding the maximum profile likelihood solution  $\hat{g}$ .

---

**Require:** A cooling schedule of temperature  $\{T_t\}_{t=0}^{\infty}$  and a threshold  $\epsilon^{\text{SA}}$ .

**Ensure:** Approximated optimal bicluster assignment  $\hat{g}$ .

```

1:  $t \leftarrow 0$ .
2: Randomly generate initial bicluster assignment  $\hat{g}$ , which is disjoint but not necessarily bi-disjoint
   (as shown in Figure 1 (b)).
3: while  $T_t \geq \epsilon^{\text{SA}}$  do
4:   Set  $\tilde{g} \leftarrow \hat{g}$  and randomly choose an index  $k_0$  from the uniform distribution on  $\{1, \dots, 2K\}$ .
5:   if  $k_0 \leq K$  then
6:     Set bicluster index  $k \leftarrow k_0$ .
7:     Let  $I_k$  and  $J_k = \{j_1, \dots, j_{|J_k|}\}$ , respectively, be the sets of row and column indices in the  $k$ th
       bicluster. We define add and remove lists as follows.
8:     For  $i \in I_k$ , let  $\mathcal{I}_{ki}^{\text{rem}}$  be the set of entries in the  $i$ th row of the  $k$ th bicluster (i.e.,
        $\{(i, j_1), (i, j_2), \dots, (i, j_{|J_k|})\}$ ). We define the remove list as  $\mathcal{I}_k^{\text{rem}} = \{\mathcal{I}_{ki}^{\text{rem}}\}_{i \in I_k}$ .
9:     Let  $\bar{I}_k$  be the set of row indices  $i$  that satisfies  $\bigcap_{s=1}^{|J_k|} \bigcap_{k'=1}^K [(i, j_s) \notin \mathcal{I}_{k'}]$ . For  $i \in \bar{I}_k$ , let  $\mathcal{I}_{ki}^{\text{add}}$ 
       be the set of entries  $\{(i, j_1), (i, j_2), \dots, (i, j_{|J_k|})\}$ . We define the add list as  $\mathcal{I}_k^{\text{add}} = \{\mathcal{I}_{ki}^{\text{add}}\}_{i \in \bar{I}_k}$ .
10:    Let  $\mathcal{I}_0$  be the set of background entries in  $\tilde{g}$ . Set  $y^{\text{add}} \leftarrow (|\bar{I}_k| \geq 2) \cup [(|\bar{I}_k| = 1) \cap (\mathcal{I}_0 \neq \mathcal{I}_k^{\text{add}})]$ ,
       which is a flag of whether or not we can execute “add” operation. This guarantees that the
       set of background entries is not null.
11:    if  $|\bar{I}_k| \geq 2$  and  $y^{\text{add}} = \text{True}$  then
12:      Randomly choose  $i$  from the uniform distribution on  $\{1, \dots, |I_k| + |\bar{I}_k|\}$ . If  $i \leq |I_k|$ , remove
        $\mathcal{I}_{ki}^{\text{rem}}$  from the  $k$ th bicluster and add it to the background in  $\tilde{g}$ . If  $i > |I_k|$ , remove  $\mathcal{I}_{k(i-|I_k|)}^{\text{add}}$ 
       from the background and add it to the  $k$ th bicluster in  $\tilde{g}$ .
13:    else if  $|I_k| \geq 2$  then
14:      Randomly choose  $i$  from the uniform distribution on  $\{1, \dots, |I_k|\}$ . Remove  $\mathcal{I}_{ki}^{\text{rem}}$  from the
        $k$ th bicluster and add it to the background in  $\tilde{g}$ .
15:    else if  $y^{\text{add}} = \text{True}$  then
16:      Randomly choose  $i$  from the uniform distribution on  $\{1, \dots, |\bar{I}_k|\}$ . Remove  $\mathcal{I}_{ki}^{\text{add}}$  from the
       background and add it to the  $k$ th bicluster in  $\tilde{g}$ .
17:    end if
18:  else
19:    Set bicluster index  $k \leftarrow k_0 - K$ .
20:    Execute lines 7 to 17, by swapping row and column in all the operations.
21:  end if
22:  if  $F(\tilde{g}) - F(\hat{g}) > 0$  then
23:     $\hat{g} \leftarrow \tilde{g}$ .
24:  else
25:    With probability  $\exp\left(\frac{F(\tilde{g}) - F(\hat{g})}{T_t}\right)$ ,  $\hat{g} \leftarrow \tilde{g}$ .
26:  end if
27:   $t \leftarrow t + 1$ .
28: end while

```

---

---

**Algorithm 2** Approximated SA algorithm for finding the maximum profile likelihood solution  $\hat{g}$ .

---

**Require:** A set of row and column cluster numbers  $(L_1, L_2)$  that satisfies  $L_1 \geq 2^K$  and  $L_2 \geq 2^K$ , a cooling schedule of temperature  $\{T_t\}_{t=0}^\infty$  and a threshold  $\epsilon^{\text{SA}}$ .

**Ensure:** Approximated optimal bicluster assignment  $\hat{g}$ .

- 1: Apply a clustering algorithm to the rows of observed matrix  $A$  with the number of clusters  $L_1$ .
  - 2: Apply a clustering algorithm to the columns of observed matrix  $A$  with the number of clusters  $L_2$ .
  - 3: Let  $\mathcal{I}_{hh'}^{\text{comp}}$  be the set of entries of matrix  $A$  in the  $h$ th row cluster and the  $h'$ th column cluster, and let  $\mathcal{I}^{\text{comp}} = (\mathcal{I}_{hh'}^{\text{comp}})_{1 \leq h \leq L_1, 1 \leq h' \leq L_2}$ . Based on the clustering result  $\mathcal{I}^{\text{comp}}$ , define matrices  $A^{\text{comp}}$  and  $M$  by (20).
  - 4:  $t \leftarrow 0$ .
  - 5: Randomly generate initial (compressed) bicluster assignment  $\hat{g}^{\text{comp}}$ , which is disjoint but not necessarily bi-disjoint.
  - 6: Execute lines 3 to 28 in Algorithm 1 by replacing  $A$  and  $\hat{g}$  with  $A^{\text{comp}}$  and  $\hat{g}^{\text{comp}}$ , respectively. As for the objective function value, we can compute it by using (22).
  - 7: Convert the set of results  $\mathcal{I}^{\text{comp}}$  and  $\hat{g}^{\text{comp}}$  into the bicluster assignment  $\hat{g}$  of the original observed matrix  $A$ .
- 

Remark that the **null** group-wise mean matrix  $P$  with  $K$  biclusters has at most  $2^K$  distinct rows, depending on whether or not it includes each  $k$ th bicluster ( $k = 1, \dots, K$ ). Based on this fact, we first apply some clustering method (e.g., hierarchical clustering) to the rows of matrix  $A$ , by setting the number of clusters at  $L_1 \in \mathbb{N}$  that satisfies  $\min\{2^K, n\} \leq L_1 \leq n$ . From similar discussion, we also perform column clustering with number of clusters  $L_2$  that satisfies  $\min\{2^K, p\} \leq L_2 \leq p$ . Then, we define the compressed observed matrix  $A^{\text{comp}} \in \mathbb{R}^{L_1 \times L_2}$  and matrix  $M \in \mathbb{R}^{L_1 \times L_2}$  as follows:

$$A^{\text{comp}} = (A_{hh'}^{\text{comp}})_{1 \leq h \leq L_1, 1 \leq h' \leq L_2}, \quad A_{hh'}^{\text{comp}} = \frac{1}{|\mathcal{I}_{hh'}^{\text{comp}}|} \sum_{(i,j) \in \mathcal{I}_{hh'}^{\text{comp}}} A_{ij},$$

$$M = (M_{hh'})_{1 \leq h \leq L_1, 1 \leq h' \leq L_2}, \quad M_{hh'} = |\mathcal{I}_{hh'}^{\text{comp}}|, \quad (20)$$

where  $\mathcal{I}_{hh'}^{\text{comp}}$  is the set of entries of matrix  $A$  in the  $h$ th row cluster and the  $h'$ th column cluster.

From now on, we apply an SA algorithm to the compressed observed matrix  $A^{\text{comp}}$ . Let  $\hat{g}_{hh'}^{\text{comp}} \in \{0, 1, \dots, K\}$  be the estimated group index of the  $(h, h')$ th entry of matrix  $A^{\text{comp}}$ , and let  $\mathcal{J}_k^{\text{comp}} \subseteq \{(1, 1), \dots, (L_1, L_2)\}$  be the set of entries in the  $k$ th estimated group ( $k = 0, 1, \dots, K$ ) of matrix  $A^{\text{comp}}$ . Note that we have  $\mathcal{J}_k^{\text{comp}} = \{(h, h') : \hat{g}_{hh'}^{\text{comp}} = k\}$ .

The key insight is that we have

$$\hat{p}_k = \frac{1}{np} \sum_{(h,h') \in \mathcal{J}_k^{\text{comp}}} M_{hh'},$$

$$\frac{1}{|\hat{\mathcal{I}}_k|} \sum_{(i,j) \in \hat{\mathcal{I}}_k} A_{ij} = \frac{1}{np\hat{p}_k} \sum_{(h,h') \in \mathcal{J}_k^{\text{comp}}} M_{hh'} A_{hh'}^{\text{comp}}. \quad (21)$$

Based on the above fact, we can compute the objective function value (i.e., profile likelihood) based on the matrices  $A^{\text{comp}}$  and  $M$ , and the bicluster assignment  $\hat{g}^{\text{comp}} = (\hat{g}_{hh'}^{\text{comp}})_{1 \leq h \leq L_1, 1 \leq h' \leq L_2}$  by

$$F(\hat{g}^{\text{comp}}) \equiv \sum_{k=0}^K \left( \frac{1}{np} \sum_{(h,h') \in \mathcal{J}_k^{\text{comp}}} M_{hh'} \right) f \left( \frac{1}{np\hat{p}_k} \sum_{(h,h') \in \mathcal{J}_k^{\text{comp}}} M_{hh'} A_{hh'}^{\text{comp}} \right). \quad (22)$$

From these observations, Algorithm 2 provides an approximated solution of Algorithm 1.

## 4 Test statistic for determining the number of biclusters

We develop the test statistic  $T$  of the proposed test based on the estimated version of the standardized noise matrix  $Z$  in (2), given a hypothetical number of biclusters  $K_0$ . We denote the **estimated** group index of the  $(i, j)$ th entry of matrix  $A$  as  $\hat{g}_{ij} \in \{0, 1, \dots, K_0\}$ , where  $\hat{g}_{ij} = k$  if the  $(i, j)$ th entry is estimated to be a member of the  $k$ th bicluster for some  $k$  and  $\hat{g}_{ij} = 0$  otherwise (i.e., the  $(i, j)$ th entry is estimated to be a member of background). We define the set of **estimated** group indices of all the entries as  $\hat{g} \equiv (g_{ij})_{1 \leq i \leq n, 1 \leq j \leq p}$ . We also define that  $\hat{\mathcal{I}}_k \equiv \{(i, j) : \hat{g}_{ij} = k\}$ , which represents the **estimated** set of entries in the  $k$ th group.

Based on the above notations, the **estimated** mean, standard deviation and noise matrices  $\hat{P}$ ,  $\hat{\sigma}$  and  $\hat{Z}$  are given by

$$\begin{aligned} \hat{\mathbf{b}} &= (\hat{b}_k)_{1 \leq k \leq K_0}, & \hat{b}_k &= \frac{1}{|\hat{\mathcal{I}}_k|} \sum_{(i,j) \in \hat{\mathcal{I}}_k} A_{ij}, \\ \hat{P} &= (\hat{P}_{ij})_{1 \leq i \leq n, 1 \leq j \leq p}, & \hat{P}_{ij} &= \hat{b}_{\hat{g}_{ij}}, \\ \hat{\mathbf{s}} &= (\hat{s}_k)_{1 \leq k \leq K_0}, & \hat{s}_k &= \sqrt{\frac{1}{|\hat{\mathcal{I}}_k|} \sum_{(i,j) \in \hat{\mathcal{I}}_k} (A_{ij} - \hat{P}_{ij})^2}, \\ \hat{\sigma} &= (\hat{\sigma}_{ij})_{1 \leq i \leq n, 1 \leq j \leq p}, & \hat{\sigma}_{ij} &= \hat{s}_{\hat{g}_{ij}}. \end{aligned} \quad (23)$$

$$\hat{Z} = (\hat{Z}_{ij})_{1 \leq i \leq n, 1 \leq j \leq p}, \quad \hat{Z}_{ij} = \frac{A_{ij} - \hat{P}_{ij}}{\hat{\sigma}_{ij}}. \quad (24)$$

To construct a statistical test on the number of biclusters  $K$ , we use the following result in [40], which shows that the scaled maximum eigenvalue  $T^*$  of sample covariance matrix  $Z^\top Z$  converges in law to the Tracy-Widom distribution with index 1 ( $TW_1$ ) in the limit of  $m \rightarrow \infty$ :

$$T^* = \frac{\lambda_1 - a^{\text{TW}}}{b^{\text{TW}}}, \quad T^* \rightsquigarrow TW_1 \text{ (Convergence in law)}, \quad (25)$$

where  $\lambda_1$  is the maximum eigenvalue of matrix  $Z^\top Z$  and

$$a^{\text{TW}} = (\sqrt{n} + \sqrt{p})^2, \quad b^{\text{TW}} = (\sqrt{n} + \sqrt{p}) \left( \frac{1}{\sqrt{n}} + \frac{1}{\sqrt{p}} \right)^{\frac{1}{3}}. \quad (26)$$

Based on the above fact, we define the test statistic  $T$ , which is an estimator of  $T^*$  in (25), from the maximum eigenvalue  $\hat{\lambda}_1$  of matrix  $\hat{Z}^\top \hat{Z}$ :

$$T = \frac{\hat{\lambda}_1 - a^{\text{TW}}}{b^{\text{TW}}}. \quad (27)$$

By using the test statistic  $T$ , we define the rule of the proposed test at the significance level of  $\alpha$  as follows:

$$\text{Reject null hypothesis } (K = K_0), \quad \text{if } T \geq t(\alpha), \quad (28)$$

where  $t(\alpha)$  is the  $\alpha$  upper quantile of the  $TW_1$  distribution. We given the theoretical guarantees for the above test in both the null and alternative cases later in Theorems 4.1 and 4.3, respectively.

**Theorem 4.1** (Realizable case). *Under the assumptions in Section 2, if  $K = K_0$ ,*

$$T \rightsquigarrow TW_1 \text{ (Convergence in law)}, \quad (29)$$

*in the limit of  $m \rightarrow \infty$ , where  $T$  is defined as in (27).*

*Proof.* To apply the result in [40], we consider the difference between  $T^*$  and  $T$ . By definition in (25) and (27), we have

$$|T - T^*| = \frac{|\hat{\lambda}_1 - \lambda_1|}{b^{\text{TW}}}. \quad (30)$$

From now on, we prove that the right side of (30) can be bounded by  $\frac{|\lambda_1 - \hat{\lambda}_1|}{b^{\text{TW}}} = O_p(m^{-\epsilon})$  for some  $\epsilon > 0$ , which is given in Lemma 4.3 later. If this bound holds, from Slutsky's theorem, (29) also holds. To show Lemma 4.3, we first prove the following Lemmas 4.1 and 4.2, which give the lower and upper bounds for the maximum eigenvalue  $\tilde{\lambda}_1$  of matrix  $\tilde{Z}^\top \tilde{Z}$ .

**Lemma 4.1.** *Under the assumptions in Section 2, if  $K = K_0$ ,*

$$\lambda_1 \leq \tilde{\lambda}_1 + O_p\left(m^{\frac{1}{3}-\epsilon}\right), \quad \text{for some } \epsilon > 0. \quad (31)$$

*Proof.* From assumption (iv), the background can be divided to  $H$  disjoint submatrices, whose minimum row and column sizes are  $n'_{\min}$  and  $p'_{\min}$ , respectively. Let  $X^{(k)} \in \mathbb{R}^{|I_k| \times |J_k|}$  be a submatrix of matrix  $X \in \mathbb{R}^{n \times p}$  corresponding to the row and column indices  $(I_k, J_k)$  of the  $k$ th bicluster. To distinguish the indices of the biclusters and those of the background submatrices, let  $X^{(K+h)} \in \mathbb{R}^{|I_{K+h}| \times |J_{K+h}|}$  be a submatrix of matrix  $X \in \mathbb{R}^{n \times p}$  corresponding to the row and column indices  $(I_{K+h}, J_{K+h})$  of the  $h$ th background submatrix. We define a bicluster-wise constant matrix  $Q^{(k)}$  for each  $k$ th bicluster ( $k = 1, \dots, K$ ),

$$\begin{aligned} Q^{(k)} &\equiv Z^{(k)} - \frac{\tilde{s}_k}{s_k} \tilde{Z}^{(k)} = \frac{1}{s_k} (\tilde{P}^{(k)} - P^{(k)}) = \frac{1}{|\mathcal{I}_k|} \left[ \sum_{(i,j) \in \mathcal{I}_k} \frac{A_{ij} - P_{ij}}{s_k} \right] \begin{bmatrix} 1 & \cdots & 1 \\ \vdots & & \vdots \\ 1 & \cdots & 1 \end{bmatrix} \\ &= \left( \frac{1}{|\mathcal{I}_k|} \sum_{(i,j) \in \mathcal{I}_k} Z_{ij} \right) \begin{bmatrix} 1 & \cdots & 1 \\ \vdots & & \vdots \\ 1 & \cdots & 1 \end{bmatrix} \in \mathbb{R}^{|I_k| \times |J_k|}, \end{aligned} \quad (32)$$

and a submatrix-wise constant matrix  $Q^{(K+h)}$  for each  $h$ th background submatrix ( $h = 1, \dots, H$ ),

$$\begin{aligned} Q^{(K+h)} &\equiv Z^{(K+h)} - \frac{\tilde{s}_0}{s_0} \tilde{Z}^{(K+h)} = \frac{1}{s_0} (\tilde{P}^{(K+h)} - P^{(K+h)}) = \frac{1}{|\mathcal{I}_0|} \left[ \sum_{(i,j) \in \mathcal{I}_0} \frac{A_{ij} - P_{ij}}{s_0} \right] \begin{bmatrix} 1 & \cdots & 1 \\ \vdots & & \vdots \\ 1 & \cdots & 1 \end{bmatrix} \\ &= \left( \frac{1}{|\mathcal{I}_0|} \sum_{(i,j) \in \mathcal{I}_0} Z_{ij} \right) \begin{bmatrix} 1 & \cdots & 1 \\ \vdots & & \vdots \\ 1 & \cdots & 1 \end{bmatrix} \in \mathbb{R}^{|I_{K+h}| \times |J_{K+h}|}. \end{aligned} \quad (33)$$

Based on these matrices, let  $\underline{Z}^{(k)}$ ,  $\underline{\tilde{Z}}^{(k)}$ , and  $\underline{Q}^{(k)}$ , respectively, be  $n \times p$  matrices whose entries in the  $k$ th bicluster (i.e.,  $\{(i, j) : i \in I_k, j \in J_k\}$ ) are  $Z^{(k)}$ ,  $\tilde{Z}^{(k)}$  and  $Q^{(k)}$  and whose all the other entries are zero. Similarly, let  $\underline{Z}^{(K+h)}$ ,  $\underline{\tilde{Z}}^{(K+h)}$ , and  $\underline{Q}^{(K+h)}$ , respectively, be  $n \times p$  matrices whose entries in the  $h$ th background submatrix (i.e.,  $\{(i, j) : i \in I_{K+h}, j \in J_{K+h}\}$ ) are  $Z^{(K+h)}$ ,  $\tilde{Z}^{(K+h)}$  and  $Q^{(K+h)}$  and whose all the other entries are zero. Figure 3 shows an example of  $\{\underline{Z}^{(k)}\}$ , where  $k = 1, \dots, K+H$ . Finally, we define matrix  $Q$  by  $Q \equiv \sum_{k=1}^{K+H} \underline{Q}^{(k)}$ .

Let  $\mathbf{v}_1$  be the normalized eigenvector of matrix  $Z^\top Z$  corresponding to the maximum eigenvalue  $\lambda_1$ , as defined in (8). Since the largest singular value  $\sqrt{\tilde{\lambda}_1}$  of matrix  $\tilde{Z}$  is equal to the operator norm

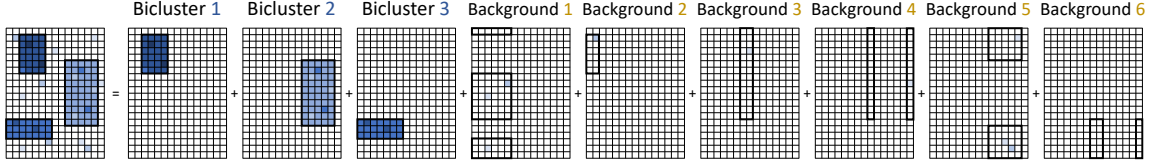


Figure 3: Decomposition of the noise matrix  $Z$  to the  $K$  biclusters  $\{\underline{Z}^{(k)}\}$ ,  $k = 1, \dots, K$  and the  $H$  background submatrices  $\{\underline{Z}^{(K+h)}\}$ ,  $h = 1, \dots, H$ . In the case of this figure,  $K = 3$  and  $H = 6$ .

of  $\tilde{Z}$ , we have

$$\begin{aligned}
\tilde{\lambda}_1 &= \left( \sup_{\mathbf{u}} \frac{\|\tilde{Z}\mathbf{u}\|}{\|\mathbf{u}\|} \right)^2 \geq \left( \frac{\|\tilde{Z}\mathbf{v}_1\|}{\|\mathbf{v}_1\|} \right)^2 = \|\tilde{Z}\mathbf{v}_1\|^2 \\
&= \left\| \sum_{k=1}^{K+H} \tilde{\underline{Z}}^{(k)} \mathbf{v}_1 \right\|^2 = \left\| \left[ \sum_{k=1}^K \left( \frac{s_k}{\tilde{s}_k} \right) (\underline{Z}^{(k)} - \underline{Q}^{(k)}) \mathbf{v}_1 \right] + \left[ \sum_{h=1}^H \left( \frac{s_0}{\tilde{s}_0} \right) (\underline{Z}^{(K+h)} - \underline{Q}^{(K+h)}) \mathbf{v}_1 \right] \right\|^2 \\
&= \left\| \left[ \sum_{k=1}^{K+H} (\underline{Z}^{(k)} - \underline{Q}^{(k)}) \mathbf{v}_1 \right] + \left[ \sum_{k=1}^{K+H} \left( \frac{s_k}{\tilde{s}_k} - 1 \right) (\underline{Z}^{(k)} - \underline{Q}^{(k)}) \mathbf{v}_1 \right] \right\|^2 \\
&\geq \left[ \left\| \sum_{k=1}^{K+H} (\underline{Z}^{(k)} - \underline{Q}^{(k)}) \mathbf{v}_1 \right\| - \left\| \sum_{k=1}^{K+H} \left( 1 - \frac{s_k}{\tilde{s}_k} \right) (\underline{Z}^{(k)} - \underline{Q}^{(k)}) \mathbf{v}_1 \right\| \right]^2 \\
&= \left[ \|(Z - Q)\mathbf{v}_1\| - \left\| \sum_{k=1}^{K+H} \left( 1 - \frac{s_k}{\tilde{s}_k} \right) (\underline{Z}^{(k)} - \underline{Q}^{(k)}) \mathbf{v}_1 \right\| \right]^2 \\
&\geq \|(Z - Q)\mathbf{v}_1\|^2 - 2\|(Z - Q)\mathbf{v}_1\| \left\| \sum_{k=1}^{K+H} \left( 1 - \frac{s_k}{\tilde{s}_k} \right) (\underline{Z}^{(k)} - \underline{Q}^{(k)}) \mathbf{v}_1 \right\| \\
&\geq \|(Z - Q)\mathbf{v}_1\|^2 - 2\|(Z - Q)\mathbf{v}_1\| \left[ \sum_{k=1}^{K+H} \left| 1 - \frac{s_k}{\tilde{s}_k} \right| \|(\underline{Z}^{(k)} - \underline{Q}^{(k)})\mathbf{v}_1\| \right] \\
&\geq \|(Z - Q)\mathbf{v}_1\|^2 - 2\|(Z - Q)\mathbf{v}_1\| \left[ \sum_{k=1}^{K+H} \left| 1 - \frac{s_k}{\tilde{s}_k} \right| (\|\underline{Z}^{(k)}\mathbf{v}_1\| + \|\underline{Q}^{(k)}\mathbf{v}_1\|) \right] \\
&\geq \|(Z - Q)\mathbf{v}_1\|^2 - 2\|(Z - Q)\mathbf{v}_1\| \left[ \sum_{k=1}^{K+H} \left| 1 - \frac{s_k}{\tilde{s}_k} \right| (\sqrt{\lambda_1^{(k)}} + \|\underline{Q}^{(k)}\mathbf{v}_1\|) \right] \\
&\geq \lambda_1 - 2\sqrt{\lambda_1}\|Q\mathbf{v}_1\| - 2(\sqrt{\lambda_1} + \|Q\mathbf{v}_1\|) \left[ \sum_{k=1}^{K+H} \left| 1 - \frac{s_k}{\tilde{s}_k} \right| (\sqrt{\lambda_1^{(k)}} + \|\underline{Q}^{(k)}\mathbf{v}_1\|) \right]. \tag{34}
\end{aligned}$$

where  $\lambda_1^{(k)}$  is the maximum eigenvalue of matrix  $(\underline{Z}^{(k)})^\top \underline{Z}^{(k)}$  (which is equal to that of matrix  $(\underline{Z}^{(k)})^\top \underline{Z}^{(k)}$ ). From the third line in (34), we used the notation that  $s_{K+1} = \dots = s_{K+H} = s_0$  for simplicity.

From now, we show the probabilistic orders of  $\|\underline{Q}^{(k)}\mathbf{v}_1\|$  and  $\|Q\mathbf{v}_1\|$ . The non-zero entries in matrix  $(\underline{Q}^{(k)})^\top \underline{Q}^{(k)}$  is only located in a submatrix  $\{(i, j) : i \in J_k, j \in J_k\}$ , and all of their values are  $|I_k|\eta_k^2$ , where

$$\eta_k \equiv \frac{1}{|\mathcal{I}_k|} \sum_{(i,j) \in \mathcal{I}_k} Z_{ij} = O_p \left( \frac{1}{\sqrt{|\mathcal{I}_k|}} \right). \tag{35}$$



Therefore, we have

$$(\underline{Q}^{(k)})^\top \underline{Q}^{(k)} \mathbf{v}_1 = |I_k| |J_k| \eta_k^2 (\mathbf{v}_1^\top \mathbf{u}^{(k)}) \mathbf{u}^{(k)}, \quad (36)$$

where  $\mathbf{u}^{(k)} \in \mathbb{R}^p$  is a vector whose entries are defined by  $\mathbf{u}_j^{(k)} = \frac{1}{\sqrt{|J_k|}}$  if  $j \in J_k$  and  $\mathbf{u}_j^{(k)} = 0$  otherwise. Note that this vector satisfies  $\|\mathbf{u}^{(k)}\| = 1$ . From (36), we have

$$\|\underline{Q}^{(k)} \mathbf{v}_1\| = \sqrt{\mathbf{v}_1^\top (\underline{Q}^{(k)})^\top \underline{Q}^{(k)} \mathbf{v}_1} = \sqrt{|I_k| |J_k| \eta_k^2 (\mathbf{v}_1^\top \mathbf{u}^{(k)})^2}. \quad (37)$$

To upper bound the right side of (37), we refer to the following important property of each  $j$ th eigenvector  $\mathbf{v}_j$  of matrix  $Z^\top Z$ , which has been proven in [4].

**Theorem 4.2** (Delocalization property of an eigenvector of a sample covariance matrix [4]). *Under the assumptions in Section 2, from Theorem 2.17 in [4], a normalized eigenvector  $\mathbf{v}_j$  of matrix  $Z^\top Z$  (i.e.,  $\|\mathbf{v}_j\| = 1$ ) has a delocalization property, that is, for any constant vector  $\mathbf{w}$  that satisfies  $\|\mathbf{w}\| = 1$ , for all  $\epsilon > 0$ ,*

$$|\mathbf{v}_j^\top \mathbf{w}|^2 = O_p \left[ p^\epsilon \left( \frac{1}{n} + \frac{1}{n(1 + \tilde{m}^{-\frac{2}{3}} \max\{j, (\tilde{m} + 1 - j)^{\frac{2}{3}}\})} \right) \right], \quad (38)$$

where  $\tilde{m} \equiv \max\{n, p\}$ .

From (38), we have

$$|\mathbf{v}_j^\top \mathbf{w}| = O_p \left( m^{-\frac{1}{2} + \epsilon} \right) \quad \text{for all } \epsilon > 0. \quad (39)$$

Note that (39) holds uniformly in  $j$  and  $\mathbf{w}$  from Theorem 2.20 in [4].

Based on the above delocalization property of vector  $\mathbf{v}_1$  and (37), we have

$$\|\underline{Q}^{(k)} \mathbf{v}_1\| = \sqrt{|I_k| O_p \left( \frac{1}{|I_k|} \right) O_p(m^{-1+2\epsilon})} = O_p \left( m^{-\frac{1}{2} + \epsilon} \right) \quad \text{for all } \epsilon > 0. \quad (40)$$

As for  $\|Q\mathbf{v}_1\|$ , we can derive its upper bound by

$$\begin{aligned} \|Q\mathbf{v}_1\| &= \left\| \sum_{k=1}^{K+H} \underline{Q}^{(k)} \mathbf{v}_1 \right\| \leq \sum_{k=1}^{K+H} \|\underline{Q}^{(k)} \mathbf{v}_1\| = \sum_{k=1}^{K+H} \sqrt{|I_k| \eta_k^2 (\mathbf{v}_1^\top \mathbf{u}^{(k)})^2} \\ &= \sum_{k=1}^{K+H} \sqrt{|I_k| O_p \left( \frac{1}{|I_k|} \right) |\mathbf{v}_1^\top \mathbf{u}^{(k)}|} = \sum_{k=1}^{K+H} O_p(1) O_p \left( m^{-\frac{1}{2} + \epsilon} \right) \\ &= (K+H) O_p \left( m^{-\frac{1}{2} + \epsilon} \right) \quad (\because (39) \text{ holds uniformly in } \mathbf{w} \text{ from [4]}). \end{aligned} \quad (41)$$

From Lemma C1 in Appendix C,  $|\tilde{s}_k - s_k| = O_p \left( \frac{1}{\sqrt{|I_k|}} \right)$  holds, which results in

$$\left| 1 - \frac{s_k}{\tilde{s}_k} \right| = O_p \left( \frac{1}{\sqrt{|I_k|}} \right). \quad (42)$$

By substituting (40), (41), (42), and the fact that  $\sqrt{\lambda_1^{(k)}} = O_p(|\mathcal{I}_k|^{\frac{1}{4}})$  from (25), into (34), we obtain

$$\begin{aligned}
\tilde{\lambda}_1 &\geq \lambda_1 - 2(K+H)O_p\left(m^{\frac{1}{2}}\right)O_p\left(m^{-\frac{1}{2}+\epsilon}\right) \\
&\quad - 2\left[O_p\left(m^{\frac{1}{2}}\right) + (K+H)O_p\left(m^{-\frac{1}{2}+\epsilon}\right)\right]\left\{\sum_{k=1}^{K+H}O_p\left(|\mathcal{I}_k|^{-\frac{1}{2}}\right)\left[O_p\left(|\mathcal{I}_k|^{\frac{1}{4}}\right) + O_p\left(m^{-\frac{1}{2}+\epsilon}\right)\right]\right\} \\
&= \lambda_1 - 2(K+H)O_p\left(m^\epsilon\right) \\
&\quad - 2\left[O_p\left(m^{\frac{1}{2}}\right) + (K+H)O_p\left(m^{-\frac{1}{2}+\epsilon}\right)\right]\left\{\sum_{k=1}^{K+H}\left[O_p\left(|\mathcal{I}_k|^{-\frac{1}{4}}\right) + O_p\left(|\mathcal{I}_k|^{-\frac{1}{2}}m^{-\frac{1}{2}+\epsilon}\right)\right]\right\}. \quad (43)
\end{aligned}$$

By taking  $\epsilon < \frac{1}{2}$ , the lower bound in (43) can be simplified as follows:

$$\begin{aligned}
\tilde{\lambda}_1 &\geq \lambda_1 - 2(K+H)O_p\left(m^\epsilon\right) \\
&\quad - 2\left[O_p\left(m^{\frac{1}{2}}\right) + (K+H)O_p\left(m^{-\frac{1}{2}+\epsilon}\right)\right]\left\{\sum_{k=1}^{K+H}\left[O_p\left(|\mathcal{I}_k|^{-\frac{1}{4}}\right) + O_p\left(|\mathcal{I}_k|^{-\frac{1}{2}}|\mathcal{I}_k|^{-\frac{1}{4}+\frac{1}{2}\epsilon}\right)\right]\right\} \\
&= \lambda_1 - 2(K+H)O_p\left(m^\epsilon\right) \\
&\quad - 2\left[O_p\left(m^{\frac{1}{2}}\right) + (K+H)O_p\left(m^{-\frac{1}{2}+\epsilon}\right)\right]\left[\sum_{k=1}^{K+H}O_p\left(|\mathcal{I}_k|^{-\frac{1}{4}}\right)\right] \\
&\geq \lambda_1 - 2(K+H)O_p\left(m^\epsilon\right) \\
&\quad - 2\left[O_p\left(m^{\frac{1}{2}}\right) + (K+H)O_p\left(m^{-\frac{1}{2}+\epsilon}\right)\right](K+H)O_p\left[\left(\min_{k=1,\dots,K+H}|\mathcal{I}_k|\right)^{-\frac{1}{4}}\right] \\
&= \lambda_1 - 2(K+H)O_p\left(m^\epsilon\right) - 2(K+H)O_p\left(m^{\frac{1}{2}+\epsilon}\right)O_p\left[\left(\min_{k=1,\dots,K+H}|\mathcal{I}_k|\right)^{-\frac{1}{4}}\right] \\
&= \lambda_1 - 2(K+H)O_p\left(m^\epsilon\right)\left\{O_p(1) + O_p\left[m^{\frac{1}{2}}\left(\min_{k=1,\dots,K+H}|\mathcal{I}_k|\right)^{-\frac{1}{4}}\right]\right\} \\
&= \lambda_1 - 2(K+H)O_p\left(m^\epsilon\right)O_p\left[m^{\frac{1}{2}}\left(\min_{k=1,\dots,K+H}|\mathcal{I}_k|\right)^{-\frac{1}{4}}\right]\left(\because \min_{k=1,\dots,K+H}|\mathcal{I}_k| \leq np\right) \\
&= \lambda_1 - 2(K+H)O_p\left[m^{\frac{1}{2}+\epsilon}\left(\min_{k=1,\dots,K+H}|\mathcal{I}_k|\right)^{-\frac{1}{4}}\right] \quad (44)
\end{aligned}$$

From the assumption that  $(K+H)(\min_{k=1,\dots,K+H}|\mathcal{I}_k|)^{-\frac{1}{4}} = O\left(m^{-\frac{1}{6}-\epsilon_1}\right)$  for some  $\epsilon_1 > 0$  in (11), by taking  $\epsilon < \epsilon_1$ , we have

$$\lambda_1 \leq \tilde{\lambda}_1 + O_p\left(m^{\frac{1}{3}-(\epsilon_1-\epsilon)}\right), \quad (45)$$

which concludes the proof.  $\square$

**Lemma 4.2.** Under the assumptions in Section 2, if  $K = K_0$ ,

$$\tilde{\lambda}_1 \leq \lambda_1 + O_p\left(m^{\frac{1}{3}-\epsilon}\right), \quad \text{for some } \epsilon > 0. \quad (46)$$

*Proof.* Let  $\tilde{\mathbf{v}}_1^{(k)} \in \mathbb{R}^{|\mathcal{J}_k|}$  be a subvector of  $\tilde{\mathbf{v}}_1$  corresponding to the columns of the  $k$ th submatrix in observed matrix  $A$ , and let  $\tau_k \equiv \frac{s_k}{\tilde{s}_k}$ . In (42), we have already shown that  $|1 - \tau_k| = O_p\left(\frac{1}{\sqrt{|\mathcal{I}_k|}}\right)$ . The

maximum eigenvalue  $\tilde{\lambda}_1$  of matrix  $\tilde{Z}^\top \tilde{Z}$  can be upper bounded as follows:

$$\begin{aligned}
\tilde{\lambda}_1 &= \|\tilde{Z}\tilde{\mathbf{v}}_1\|^2 = \left\| \sum_{k=1}^{K+H} \tau_k \left( \underline{Z}^{(k)} - \underline{Q}^{(k)} \right) \tilde{\mathbf{v}}_1 \right\|^2 \quad (\cdot \cdot (32)) \\
&= \left\| \sum_{k=1}^{K+H} \left[ \underline{Z}^{(k)} + (\tau_k - 1)\underline{Z}^{(k)} - \tau_k \underline{Q}^{(k)} \right] \tilde{\mathbf{v}}_1 \right\|^2 = \left\| \left\{ Z + \sum_{k=1}^{K+H} \left[ (\tau_k - 1)\underline{Z}^{(k)} - \tau_k \underline{Q}^{(k)} \right] \right\} \tilde{\mathbf{v}}_1 \right\|^2 \\
&= \|Z\tilde{\mathbf{v}}_1\|^2 + 2\tilde{\mathbf{v}}_1^\top Z^\top \sum_{k=1}^{K+H} \left[ (\tau_k - 1)\underline{Z}^{(k)} - \tau_k \underline{Q}^{(k)} \right] \tilde{\mathbf{v}}_1 + \left\| \sum_{k=1}^{K+H} \left[ (\tau_k - 1)\underline{Z}^{(k)} - \tau_k \underline{Q}^{(k)} \right] \tilde{\mathbf{v}}_1 \right\|^2 \\
&\leq \|Z\tilde{\mathbf{v}}_1\|^2 + 2\sqrt{\lambda_1} \sum_{k=1}^{K+H} |\tau_k - 1| \|\underline{Z}^{(k)}\tilde{\mathbf{v}}_1\| - 2\tilde{\mathbf{v}}_1^\top Z^\top \sum_{k=1}^{K+H} \tau_k \underline{Q}^{(k)} \tilde{\mathbf{v}}_1 + \left\| \sum_{k=1}^{K+H} \left[ (\tau_k - 1)\underline{Z}^{(k)} - \tau_k \underline{Q}^{(k)} \right] \tilde{\mathbf{v}}_1 \right\|^2 \\
&= \|Z\tilde{\mathbf{v}}_1\|^2 + 2\sqrt{\lambda_1} \sum_{k=1}^{K+H} |\tau_k - 1| \|\underline{Z}^{(k)}\tilde{\mathbf{v}}_1\| - 2\tilde{\mathbf{v}}_1^\top Z^\top \sum_{k=1}^{K+H} \tau_k \underline{Q}^{(k)} \tilde{\mathbf{v}}_1 + \left\| \sum_{k=1}^{K+H} \left[ (\tau_k - 1)\underline{Z}^{(k)} - \tau_k \underline{Q}^{(k)} \right] \tilde{\mathbf{v}}_1 \right\|^2 \\
&\leq \|Z\tilde{\mathbf{v}}_1\|^2 + 2\sqrt{\lambda_1} \sum_{k=1}^{K+H} |\tau_k - 1| \sqrt{\lambda_1^{(k)}} - 2\tilde{\mathbf{v}}_1^\top Z^\top \sum_{k=1}^{K+H} \tau_k \underline{Q}^{(k)} \tilde{\mathbf{v}}_1 + \left\| \sum_{k=1}^{K+H} \left[ (\tau_k - 1)\underline{Z}^{(k)} - \tau_k \underline{Q}^{(k)} \right] \tilde{\mathbf{v}}_1 \right\|^2 \\
&= \|Z\tilde{\mathbf{v}}_1\|^2 + 2O_p \left( m^{\frac{1}{2}} \right) \sum_{k=1}^{K+H} O_p \left( |\mathcal{I}_k|^{-\frac{1}{4}} \right) - 2\tilde{\mathbf{v}}_1^\top Z^\top \sum_{k=1}^{K+H} \tau_k \underline{Q}^{(k)} \tilde{\mathbf{v}}_1 + \left\| \sum_{k=1}^{K+H} \left[ (\tau_k - 1)\underline{Z}^{(k)} - \tau_k \underline{Q}^{(k)} \right] \tilde{\mathbf{v}}_1 \right\|^2 \\
&= \|Z\tilde{\mathbf{v}}_1\|^2 + 2(K+H)O_p \left[ m^{\frac{1}{2}} \left( \min_{k=1, \dots, K+H} |\mathcal{I}_k| \right)^{-\frac{1}{4}} \right] - 2\tilde{\mathbf{v}}_1^\top Z^\top \sum_{k=1}^{K+H} \tau_k \underline{Q}^{(k)} \tilde{\mathbf{v}}_1 \\
&\quad + \left\| \sum_{k=1}^{K+H} \left[ (\tau_k - 1)\underline{Z}^{(k)} - \tau_k \underline{Q}^{(k)} \right] \tilde{\mathbf{v}}_1 \right\|^2 \\
&\leq \|Z\tilde{\mathbf{v}}_1\|^2 + 2(K+H)O_p \left[ m^{\frac{1}{2}} \left( \min_{k=1, \dots, K+H} |\mathcal{I}_k| \right)^{-\frac{1}{4}} \right] - 2\tilde{\mathbf{v}}_1^\top Z^\top \sum_{k=1}^{K+H} \tau_k \underline{Q}^{(k)} \tilde{\mathbf{v}}_1 \\
&\quad + \left[ \left\| \sum_{k=1}^{K+H} (\tau_k - 1)\underline{Z}^{(k)} \tilde{\mathbf{v}}_1 \right\| + \left\| \sum_{k=1}^{K+H} \tau_k \underline{Q}^{(k)} \tilde{\mathbf{v}}_1 \right\| \right]^2 \\
&\leq \|Z\tilde{\mathbf{v}}_1\|^2 + 2(K+H)O_p \left[ m^{\frac{1}{2}} \left( \min_{k=1, \dots, K+H} |\mathcal{I}_k| \right)^{-\frac{1}{4}} \right] - 2\tilde{\mathbf{v}}_1^\top Z^\top \sum_{k=1}^{K+H} \tau_k \underline{Q}^{(k)} \tilde{\mathbf{v}}_1 \\
&\quad + \left[ \sum_{k=1}^{K+H} |\tau_k - 1| \|\underline{Z}^{(k)}\tilde{\mathbf{v}}_1\| + \sum_{k=1}^{K+H} \tau_k \|\underline{Q}^{(k)}\tilde{\mathbf{v}}_1\| \right]^2 \\
&\leq \|Z\tilde{\mathbf{v}}_1\|^2 + 2(K+H)O_p \left[ m^{\frac{1}{2}} \left( \min_{k=1, \dots, K+H} |\mathcal{I}_k| \right)^{-\frac{1}{4}} \right] - 2 \sum_{k=1}^{K+H} \tau_k \tilde{\mathbf{v}}_1^\top Z^\top \underline{Q}^{(k)} \tilde{\mathbf{v}}_1 \\
&\quad + \left[ \sum_{k=1}^{K+H} O_p \left( |\mathcal{I}_k|^{-\frac{1}{4}} \right) + \sum_{k=1}^{K+H} \tau_k \|\underline{Q}^{(k)}\tilde{\mathbf{v}}_1\| \right]^2 \quad \left( \cdot \cdot \|\underline{Z}^{(k)}\tilde{\mathbf{v}}_1\| \leq \sqrt{\lambda_1^{(k)}} = O_p \left( |\mathcal{I}_k|^{\frac{1}{4}} \right) \right) \\
&= \|Z\tilde{\mathbf{v}}_1\|^2 + O_p \left[ m^{\frac{1}{2}} C^{(K,H)} \right] - 2 \sum_{k=1}^{K+H} \tau_k \tilde{\mathbf{v}}_1^\top Z^\top \underline{Q}^{(k)} \tilde{\mathbf{v}}_1 + \left[ O_p \left( C^{(K,H)} \right) + \sum_{k=1}^{K+H} \tau_k \|\underline{Q}^{(k)}\tilde{\mathbf{v}}_1\| \right]^2, \quad (47)
\end{aligned}$$

where we denote  $C^{(K,H)} \equiv (K+H) \left( \min_{k=1, \dots, K+H} |\mathcal{I}_k| \right)^{-\frac{1}{4}}$ .

Since  $Z^\top Z$  is a symmetric matrix, its eigenvectors  $\{\mathbf{v}_j\}$  form an orthonormal system, and thus

there exists a unique set of coefficients  $\{c_j\}$  such that

$$\tilde{\mathbf{v}}_1 = \sum_{j=1}^p c_j \mathbf{v}_j = \tilde{\mathbf{v}}^L + \tilde{\mathbf{v}}^S, \quad (48)$$

where

$$\begin{aligned} \tilde{\mathbf{v}}^L &\equiv \sum_{j=1}^t c_j \mathbf{v}_j, \quad \tilde{\mathbf{v}}^S \equiv \sum_{j=t+1}^p c_j \mathbf{v}_j, \\ \lambda_t &\geq \lambda_1 - n^d, \quad \lambda_{t+1} < \lambda_1 - n^d, \quad d = \frac{5}{7}. \end{aligned} \quad (49)$$

By substituting (48) into the last term in (47) and from the similar discussion as in (36),

$$\begin{aligned} \|\underline{Q}^{(k)} \tilde{\mathbf{v}}_1\|^2 &= \tilde{\mathbf{v}}_1^\top (\underline{Q}^{(k)})^\top \underline{Q}^{(k)} \tilde{\mathbf{v}}_1 = \sum_{j=1}^p \sum_{j'=1}^p c_j c_{j'} \mathbf{v}_j^\top (\underline{Q}^{(k)})^\top \underline{Q}^{(k)} \mathbf{v}_{j'} \\ &= \sum_{j=1}^p \sum_{j'=1}^p c_j c_{j'} |I_k| |J_k| \eta_k^2 (\mathbf{v}_j^\top \mathbf{u}^{(k)}) (\mathbf{v}_{j'}^\top \mathbf{u}^{(k)}) = |I_k| |J_k| \eta_k^2 \left[ \sum_{j=1}^p c_j (\mathbf{v}_j^\top \mathbf{u}^{(k)}) \right]^2 \\ &\leq |I_k| |J_k| \eta_k^2 \left[ \sqrt{\sum_{j=1}^p c_j^2} \sqrt{\sum_{j=1}^p (\mathbf{v}_j^\top \mathbf{u}^{(k)})^2} \right]^2 = |I_k| |J_k| \eta_k^2 \|\tilde{\mathbf{v}}_1\|^2 \left[ \sum_{j=1}^p (\mathbf{v}_j^\top \mathbf{u}^{(k)})^2 \right] \\ &= |I_k| |J_k| \eta_k^2 \left[ \sum_{j=1}^p (\mathbf{v}_j^\top \mathbf{u}^{(k)})^2 \right] \leq |I_k| |J_k| \eta_k^2 p \max_{j=1, \dots, p} (\mathbf{v}_j^\top \mathbf{u}^{(k)})^2 \\ &= |\mathcal{I}_k| O_p(|\mathcal{I}_k|^{-1}) p O_p(m^{-1+2\epsilon}) \quad (\because (39) \text{ holds uniformly in } j \text{ and } \mathbf{w} \text{ from [4]}) \\ &= O_p(m^{2\epsilon}). \end{aligned} \quad (50)$$

By combining (47) and (50),

$$\begin{aligned} \tilde{\lambda}_1 &\leq \|Z \tilde{\mathbf{v}}_1\|^2 - 2 \sum_{k=1}^{K+H} \tau_k \tilde{\mathbf{v}}_1^\top Z^\top \underline{Q}^{(k)} \tilde{\mathbf{v}}_1 + O_p \left[ m^{\frac{1}{2}} C^{(K,H)} \right] + \left[ O_p \left( C^{(K,H)} \right) + \sum_{k=1}^{K+H} \tau_k O_p(m^\epsilon) \right]^2 \\ &= \|Z \tilde{\mathbf{v}}_1\|^2 - 2 \sum_{k=1}^{K+H} \tau_k \tilde{\mathbf{v}}_1^\top Z^\top \underline{Q}^{(k)} \tilde{\mathbf{v}}_1 + O_p \left[ m^{\frac{1}{2}} C^{(K,H)} \right] + \left[ O_p \left( C^{(K,H)} \right) + \sum_{k=1}^{K+H} \left( 1 + O_p \left( |\mathcal{I}_k|^{-\frac{1}{2}} \right) \right) O_p(m^\epsilon) \right]^2 \\ &= \|Z \tilde{\mathbf{v}}_1\|^2 - 2 \sum_{k=1}^{K+H} \tau_k \tilde{\mathbf{v}}_1^\top Z^\top \underline{Q}^{(k)} \tilde{\mathbf{v}}_1 + O_p \left[ m^{\frac{1}{2}} C^{(K,H)} \right] + \left[ O_p \left( C^{(K,H)} \right) + (K+H) O_p(m^\epsilon) \right]^2 \\ &= \|Z \tilde{\mathbf{v}}_1\|^2 - 2 \sum_{k=1}^{K+H} \tau_k \tilde{\mathbf{v}}_1^\top Z^\top \underline{Q}^{(k)} \tilde{\mathbf{v}}_1 + O_p \left[ (K+H) m^{\frac{1}{2}} \left( \min_{k=1, \dots, K+H} |\mathcal{I}_k| \right)^{-\frac{1}{4}} \right] + O_p \left[ (K+H)^2 m^{2\epsilon} \right]. \end{aligned} \quad (51)$$

As for the third term in (51), from the assumption that  $(K+H) (\min_{k=1, \dots, K+H} |\mathcal{I}_k|)^{-\frac{1}{4}} = O(m^{-\frac{1}{6}-\epsilon_1})$  for some  $\epsilon_1 > 0$  in (11),

$$O_p \left[ (K+H) m^{\frac{1}{2}} \left( \min_{k=1, \dots, K+H} |\mathcal{I}_k| \right)^{-\frac{1}{4}} \right] = O_p \left( m^{\frac{1}{3}-\epsilon_1} \right). \quad (52)$$

With regard to the fourth term in (51), from the assumption that  $K + H = O\left(m^{\frac{1}{42}-\epsilon_1}\right)$  for some  $\epsilon_1 > 0$  in (9), by taking  $\epsilon < \epsilon_1$ ,

$$O_p\left[(K + H)^2 m^{2\epsilon}\right] = O_p\left(m^{\frac{1}{21}-2(\epsilon_1-\epsilon)}\right). \quad (53)$$

An upper bound of the first and second terms in (51) is given by

$$\begin{aligned} \|Z\tilde{\mathbf{v}}_1\|^2 - 2 \sum_{k=1}^{K+H} \tau_k \tilde{\mathbf{v}}_1^\top Z^\top \underline{Q}^{(k)} \tilde{\mathbf{v}}_1 &= (\tilde{\mathbf{v}}^L + \tilde{\mathbf{v}}^S)^\top Z^\top Z (\tilde{\mathbf{v}}^L + \tilde{\mathbf{v}}^S) - 2 \sum_{k=1}^{K+H} \tau_k \tilde{\mathbf{v}}_1^\top Z^\top \underline{Q}^{(k)} \tilde{\mathbf{v}}_1 \\ &= (\tilde{\mathbf{v}}^L)^\top Z^\top Z \tilde{\mathbf{v}}^L + (\tilde{\mathbf{v}}^S)^\top Z^\top Z \tilde{\mathbf{v}}^S - 2 \sum_{k=1}^{K+H} \tau_k \tilde{\mathbf{v}}_1^\top Z^\top \underline{Q}^{(k)} \tilde{\mathbf{v}}_1 \\ &= \left( \sum_{j=1}^t c_j \mathbf{v}_j \right)^\top \left( \sum_{j=1}^t c_j Z^\top Z \mathbf{v}_j \right) + \left( \sum_{j=t+1}^p c_j \mathbf{v}_j \right)^\top \left( \sum_{j=t+1}^p c_j Z^\top Z \mathbf{v}_j \right) - 2 \sum_{k=1}^{K+H} \tau_k \tilde{\mathbf{v}}_1^\top Z^\top \underline{Q}^{(k)} \tilde{\mathbf{v}}_1 \\ &= \left( \sum_{j=1}^t c_j \mathbf{v}_j \right)^\top \left( \sum_{j=1}^t c_j \lambda_j \mathbf{v}_j \right) + \left( \sum_{j=t+1}^p c_j \mathbf{v}_j \right)^\top \left( \sum_{j=t+1}^p c_j \lambda_j \mathbf{v}_j \right) - 2 \sum_{k=1}^{K+H} \tau_k \tilde{\mathbf{v}}_1^\top Z^\top \underline{Q}^{(k)} \tilde{\mathbf{v}}_1 \\ &= \sum_{j=1}^t c_j^2 \lambda_j \|\mathbf{v}_j\|^2 + \sum_{j=t+1}^p c_j^2 \lambda_j \|\mathbf{v}_j\|^2 - 2 \sum_{k=1}^{K+H} \tau_k \tilde{\mathbf{v}}_1^\top Z^\top \underline{Q}^{(k)} \tilde{\mathbf{v}}_1 \\ &= \sum_{j=1}^t c_j^2 \lambda_j + \sum_{j=t+1}^p c_j^2 \lambda_j - 2 \sum_{k=1}^{K+H} \tau_k \tilde{\mathbf{v}}_1^\top Z^\top \underline{Q}^{(k)} \tilde{\mathbf{v}}_1 \leq \lambda_1 \sum_{j=1}^t c_j^2 + \lambda_{t+1} \sum_{j=t+1}^p c_j^2 - 2 \sum_{k=1}^{K+H} \tau_k \tilde{\mathbf{v}}_1^\top Z^\top \underline{Q}^{(k)} \tilde{\mathbf{v}}_1 \\ &\leq \lambda_1 \sum_{j=1}^t c_j^2 + (\lambda_1 - n^d) \sum_{j=t+1}^p c_j^2 - 2 \sum_{k=1}^{K+H} \tau_k \tilde{\mathbf{v}}_1^\top Z^\top \underline{Q}^{(k)} \tilde{\mathbf{v}}_1 \quad (\because (49)) \\ &= \lambda_1 \sum_{j=1}^p c_j^2 - n^d \sum_{j=t+1}^p c_j^2 - 2 \sum_{k=1}^{K+H} \tau_k \tilde{\mathbf{v}}_1^\top Z^\top \underline{Q}^{(k)} \tilde{\mathbf{v}}_1 = \lambda_1 \|\tilde{\mathbf{v}}_1\|^2 - n^d \|\tilde{\mathbf{v}}^S\|^2 - 2 \sum_{k=1}^{K+H} \tau_k \tilde{\mathbf{v}}_1^\top Z^\top \underline{Q}^{(k)} \tilde{\mathbf{v}}_1 \\ &= \lambda_1 - n^d \|\tilde{\mathbf{v}}^S\|^2 - 2 \sum_{k=1}^{K+H} \tau_k \tilde{\mathbf{v}}_1^\top Z^\top \underline{Q}^{(k)} \tilde{\mathbf{v}}^L - 2 \sum_{k=1}^{K+H} \tau_k \tilde{\mathbf{v}}_1^\top Z^\top \underline{Q}^{(k)} \tilde{\mathbf{v}}^S. \end{aligned} \quad (54)$$

Let  $\mathbf{u}^{(k)} \in \mathbb{R}^p$  be a vector whose entries are defined by  $\mathbf{u}_j^{(k)} = \frac{1}{\sqrt{|J_k|}}$  if  $j \in J_k$  and  $\mathbf{u}_j^{(k)} = 0$  otherwise. As for the third term in (54), using the fact that  $\underline{Q}^{(k)} \mathbf{v}_j = \eta_k |J_k| (\mathbf{v}_j^\top \mathbf{u}^{(k)}) \mathbf{u}^{(k)}$ , for all  $\epsilon > 0$ ,

$$\begin{aligned} -\tilde{\mathbf{v}}_1^\top Z^\top \underline{Q}^{(k)} \tilde{\mathbf{v}}^L &\leq |\tilde{\mathbf{v}}_1^\top Z^\top \underline{Q}^{(k)} \tilde{\mathbf{v}}^L| = \left| \sum_{j=1}^t c_j \tilde{\mathbf{v}}_1^\top Z^\top \underline{Q}^{(k)} \mathbf{v}_j \right| = \left| \eta_k |J_k| \tilde{\mathbf{v}}_1^\top Z^\top \mathbf{u}^{(k)} \sum_{j=1}^t c_j (\mathbf{v}_j^\top \mathbf{u}^{(k)}) \right| \\ &= O_p\left(|\mathcal{I}_k|^{-\frac{1}{2}}\right) |J_k| \left| \sum_{j=1}^t c_j (\mathbf{v}_j^\top \mathbf{u}^{(k)}) \right| \left| \tilde{\mathbf{v}}_1^\top Z^\top \mathbf{u}^{(k)} \right| = O_p(1) \left| \sum_{j=1}^t c_j (\mathbf{v}_j^\top \mathbf{u}^{(k)}) \right| \left| \tilde{\mathbf{v}}_1^\top Z^\top \mathbf{u}^{(k)} \right| \\ &\leq O_p(1) \sqrt{\sum_{j=1}^t c_j^2} \sqrt{\sum_{j=1}^t |\mathbf{v}_j^\top \mathbf{u}^{(k)}|^2} \left| \tilde{\mathbf{v}}_1^\top Z^\top \mathbf{u}^{(k)} \right| \\ &\leq O_p(1) \|\tilde{\mathbf{v}}_1\| \sqrt{t} O_p\left(m^{-\frac{1}{2}+\epsilon}\right) \left| \tilde{\mathbf{v}}_1^\top Z^\top \mathbf{u}^{(k)} \right| \quad (\because (39) \text{ holds uniformly in } j \text{ and } \mathbf{w} \text{ from [4]}) \\ &= \sqrt{t} O_p\left(m^{-\frac{1}{2}+\epsilon}\right) \left| \tilde{\mathbf{v}}_1^\top Z^\top \mathbf{u}^{(k)} \right| \leq \sqrt{t} O_p\left(m^{-\frac{1}{2}+\epsilon}\right) \|\tilde{\mathbf{v}}_1^\top Z^\top\| \|\mathbf{u}^{(k)}\| = \sqrt{t} O_p\left(m^{-\frac{1}{2}+\epsilon}\right) \|\tilde{\mathbf{v}}_1^\top Z^\top\| \end{aligned}$$

$$\leq \sqrt{t} O_p \left( m^{-\frac{1}{2}+\epsilon} \right) \sqrt{\lambda_1} = \sqrt{t} O_p \left( m^{-\frac{1}{2}+\epsilon} \right) O_p \left( m^{\frac{1}{2}} \right) = \sqrt{t} O_p \left( m^\epsilon \right). \quad (55)$$

With regard to the fourth term in (54), we have

$$\begin{aligned} -\tilde{\mathbf{v}}_1^\top Z^\top \underline{Q}^{(k)} \tilde{\mathbf{v}}^S &\leq |\tilde{\mathbf{v}}_1^\top Z^\top \underline{Q}^{(k)} \tilde{\mathbf{v}}^S| \leq \|\tilde{\mathbf{v}}_1\| \|Z^\top \underline{Q}^{(k)} \tilde{\mathbf{v}}^S\| = \|Z^\top \underline{Q}^{(k)} \tilde{\mathbf{v}}^S\| \\ &\leq \|Z^\top \underline{Q}^{(k)}\|_{\text{op}} \|\tilde{\mathbf{v}}^S\| \leq \|Z\|_{\text{op}} \|\underline{Q}^{(k)}\|_{\text{F}} \|\tilde{\mathbf{v}}^S\| = \sqrt{\lambda_1 |\mathcal{I}_k|} |\eta_k| \|\tilde{\mathbf{v}}^S\|. \end{aligned} \quad (56)$$

By substituting (55) and (56) into (54),

$$\begin{aligned} \|Z\tilde{\mathbf{v}}_1\|^2 - 2 \sum_{k=1}^{K+H} \tau_k \tilde{\mathbf{v}}_1^\top Z^\top \underline{Q}^{(k)} \tilde{\mathbf{v}}_1 &\leq \lambda_1 - n^d \|\tilde{\mathbf{v}}^S\|^2 + 2 \sum_{k=1}^{K+H} \tau_k \sqrt{t} O_p(m^\epsilon) + 2 \sum_{k=1}^{K+H} \tau_k \sqrt{\lambda_1 |\mathcal{I}_k|} |\eta_k| \|\tilde{\mathbf{v}}^S\| \\ &= \lambda_1 - n^d \|\tilde{\mathbf{v}}^S\|^2 + 2 \sum_{k=1}^{K+H} \left[ 1 + O_p \left( |\mathcal{I}_k|^{-\frac{1}{2}} \right) \right] \sqrt{t} O_p(m^\epsilon) + 2 \sum_{k=1}^{K+H} \tau_k \sqrt{\lambda_1 |\mathcal{I}_k|} |\eta_k| \|\tilde{\mathbf{v}}^S\| \\ &= \lambda_1 - n^d \|\tilde{\mathbf{v}}^S\|^2 + 2 \sum_{k=1}^{K+H} \sqrt{t} O_p(m^\epsilon) + 2 \sum_{k=1}^{K+H} \tau_k \sqrt{\lambda_1 |\mathcal{I}_k|} |\eta_k| \|\tilde{\mathbf{v}}^S\| \\ &= \lambda_1 - n^d \|\tilde{\mathbf{v}}^S\|^2 + \sqrt{t} O_p[(K+H)m^\epsilon] + 2 \sum_{k=1}^{K+H} \tau_k \sqrt{\lambda_1 |\mathcal{I}_k|} |\eta_k| \|\tilde{\mathbf{v}}^S\|. \end{aligned} \quad (57)$$

We denote the  $j$ th normalized eigenvalue of matrix  $Z^\top Z$  as  $\nu_j \equiv \frac{1}{n} \lambda_j$ , and define the following variables:

$$\nu_+ \equiv \left( 1 + \sqrt{\frac{p}{n}} \right)^2, \quad \nu_- \equiv \left( 1 - \sqrt{\frac{p}{n}} \right)^2, \quad \epsilon_3 \equiv \nu_+ - \nu_1. \quad (58)$$

Note that  $|\epsilon_3| = O_p \left( \phi^C m^{-\frac{2}{3}} \right)$  holds for some constant  $C > 0$  and  $\phi \equiv (\log p)^{\log \log p}$  from (4.1) of [40]. Since  $\phi = o(m^{\epsilon_4})$  holds for any  $\epsilon_4 > 0$ , by taking  $\epsilon_5 \equiv C\epsilon_4$ , we have

$$|\epsilon_3| = O_p \left( m^{-\frac{2}{3}+\epsilon_5} \right) \quad \text{for any } \epsilon_5 > 0. \quad (59)$$

Each  $j$ th normalized eigenvalue  $\nu_j$  follows the Marcenko–Pastur distribution, whose probability density function is given by

$$q(x) = \frac{1}{2\pi} \frac{n}{p} \frac{\sqrt{\max\{(\nu_+ - x)(x - \nu_-), 0\}}}{x}. \quad (60)$$

From (60), by taking  $\epsilon_5 < d - \frac{1}{3} = \frac{8}{21}$ , we have

$$\begin{aligned} q(\nu_1 - n^{d-1}) &= q(\nu_+ - n^{d-1} - \epsilon_3) \\ &= \frac{\sqrt{\nu_+ - \nu_-}}{\nu_+} \left[ n^{\frac{d-1}{2}} + O_p \left( m^{-\frac{1}{3}+\frac{\epsilon_5}{2}} \right) \right] \left[ 1 + O \left( m^{\frac{d-1}{2}} \right) + O_p \left( m^{-\frac{1}{3}+\frac{\epsilon_5}{2}} \right) \right] \\ &= \frac{\sqrt{\nu_+ - \nu_-}}{\nu_+} n^{\frac{d-1}{2}} + O_p \left( m^{\frac{d-1}{2}} \right). \end{aligned} \quad (61)$$

From (59) and (61), by setting  $\epsilon_5 < d - \frac{1}{3}$ ,

$$\begin{aligned} \bar{n} &\equiv \int_{\nu_1 - n^{d-1}}^{\infty} q(x) dx \leq \left| \int_{\nu_1 - n^{d-1}}^{\nu_+} q(x) dx \right| + \left| \int_{\nu_+}^{\infty} q(x) dx \right| \\ &= \left| \int_{\nu_1 - n^{d-1}}^{\nu_+} q(x) dx \right| \leq |\epsilon_3 + n^{d-1}| q(\nu_1 - n^{d-1}) \\ &= O_p(m^{d-1}) O_p \left( m^{\frac{d-1}{2}} \right) = O_p \left( m^{\frac{3(d-1)}{2}} \right). \end{aligned} \quad (62)$$

From (3.7) of [40], we have

$$\left| \bar{n} - \frac{t}{p} \right| = O_p(m^{-1+\epsilon_6}), \quad \text{for all } \epsilon_6 > 0. \quad (63)$$

From (62) and (63), by setting  $\epsilon_6 < \frac{3}{2}d - \frac{1}{2}$ ,

$$t = O_p(m^{\frac{3}{2}d - \frac{1}{2}}). \quad (64)$$

By substituting (64) into (57) and from the assumption in (49) that  $d = \frac{5}{7}$ , for all  $\epsilon > 0$ ,

$$\begin{aligned} \|Z\tilde{\mathbf{v}}_1\|^2 - 2 \sum_{k=1}^{K+H} \tau_k \tilde{\mathbf{v}}_1^\top Z^\top \underline{Q}^{(k)} \tilde{\mathbf{v}}_1 \\ \leq \lambda_1 + O_p\left[(K+H)m^{\frac{2}{7}+\epsilon}\right] + \|\tilde{\mathbf{v}}^S\| \left( 2\sqrt{\lambda_1} \sum_{k=1}^{K+H} \tau_k \sqrt{|\mathcal{I}_k|} |\eta_k| - n^d \|\tilde{\mathbf{v}}^S\| \right) \\ = \lambda_1 + O_p\left[(K+H)m^{\frac{2}{7}+\epsilon}\right] + \|\tilde{\mathbf{v}}^S\| \left( 2\sqrt{\lambda_1} \varpi - n^d \|\tilde{\mathbf{v}}^S\| \right), \end{aligned} \quad (65)$$

where

$$\varpi \equiv \sum_{k=1}^{K+H} \tau_k \sqrt{|\mathcal{I}_k|} |\eta_k| = \sum_{k=1}^{K+H} \left[ 1 + O_p\left(\frac{1}{\sqrt{|\mathcal{I}_k|}}\right) \right] \sqrt{|\mathcal{I}_k|} O_p\left(\frac{1}{\sqrt{|\mathcal{I}_k|}}\right) = O_p(K+H). \quad (66)$$

If  $2\sqrt{\lambda_1} \varpi - n^d \|\tilde{\mathbf{v}}^S\| \leq 0$ , from (65),

$$\|Z\tilde{\mathbf{v}}_1\|^2 - 2 \sum_{k=1}^{K+H} \tau_k \tilde{\mathbf{v}}_1^\top Z^\top \underline{Q}^{(k)} \tilde{\mathbf{v}}_1 \leq \lambda_1 + O_p\left[(K+H)m^{\frac{2}{7}+\epsilon}\right]. \quad (67)$$

If  $2\sqrt{\lambda_1} \varpi - n^d \|\tilde{\mathbf{v}}^S\| > 0$ , we have  $\|\tilde{\mathbf{v}}^S\| < 2n^{-d}\sqrt{\lambda_1} \varpi$ . Therefore, the following inequality holds:

$$\|\tilde{\mathbf{v}}^S\| \left( 2\sqrt{\lambda_1} \varpi - n^d \|\tilde{\mathbf{v}}^S\| \right) \leq 4n^{-d}\lambda_1 \varpi^2 = O_p\left[(K+H)^2 m^{\frac{2}{7}}\right] \quad \left( \because d = \frac{5}{7} \text{ and (66)} \right), \quad (68)$$

which results in that

$$\begin{aligned} \|Z\tilde{\mathbf{v}}_1\|^2 - 2 \sum_{k=1}^{K+H} \tau_k \tilde{\mathbf{v}}_1^\top Z^\top \underline{Q}^{(k)} \tilde{\mathbf{v}}_1 &\leq \lambda_1 + O_p\left[(K+H)m^{\frac{2}{7}+\epsilon}\right] + O_p\left[(K+H)^2 m^{\frac{2}{7}}\right] \\ &\leq \lambda_1 + O_p\left[(K+H)^2 m^{\frac{2}{7}+\epsilon}\right], \quad \text{for all } \epsilon > 0. \end{aligned} \quad (69)$$

Based on the above discussion, (69) always holds. Therefore, from (51), (52), and (53), for all  $\epsilon > 0$ ,

$$\tilde{\lambda}_1 \leq \lambda_1 + O_p\left[(K+H)^2 m^{\frac{2}{7}+\epsilon}\right] + O_p\left(m^{\frac{1}{3}-\epsilon_1}\right) + O_p\left(m^{\frac{1}{21}-2(\epsilon_1-\epsilon)}\right). \quad (70)$$

From the assumption that  $K+H = O\left(m^{\frac{1}{42}-\epsilon_1}\right)$  for some  $\epsilon_1 > 0$  in (9), by taking  $\epsilon < \epsilon_1$ , we finally obtain

$$\tilde{\lambda}_1 \leq \lambda_1 + O_p\left(m^{\frac{1}{3}-\tilde{\epsilon}}\right), \quad \text{for some } \tilde{\epsilon} > 0, \quad (71)$$

which concludes the proof.  $\square$



**Lemma 4.3.** *Under the assumptions in Section 2, if  $K = K_0$ ,*

$$\frac{|\lambda_1 - \hat{\lambda}_1|}{b^{\text{TW}}} = O_p(m^{-\epsilon}), \quad \text{for some } \epsilon > 0. \quad (72)$$

*Proof.* By combining Lemmas 4.1, 4.2, and the definition of  $b$  in (26), we have

$$\frac{|\lambda_1 - \tilde{\lambda}_1|}{b^{\text{TW}}} = O_p(m^{-\epsilon}), \quad \text{for some } \epsilon > 0. \quad (73)$$

We consider the following two events:

- $\mathcal{E}_m^{(1)}$  represents the event that  $\tilde{Z} = \hat{Z}$  holds.
- $\mathcal{E}_m^{(2)}$  represents the event that the solution given by the submatrix localization algorithm is correct (i.e.,  $\hat{g} = g$ ).
- $\mathcal{E}_{m,C}^{(3)}$  represents the event that  $\frac{|\lambda_1 - \tilde{\lambda}_1|}{b^{\text{TW}}} \leq Cm^{-\epsilon}$  holds.

The joint probability of events  $\mathcal{E}_m^{(1)}$  and  $\mathcal{E}_{m,C}^{(3)}$  can be lower bounded by

$$\Pr\left(\mathcal{E}_m^{(1)} \cap \mathcal{E}_{m,C}^{(3)}\right) \geq \Pr\left(\mathcal{E}_m^{(2)} \cap \mathcal{E}_{m,C}^{(3)}\right) \geq 1 - \Pr\left[\left(\mathcal{E}_m^{(2)}\right)^{\text{C}}\right] - \Pr\left[\left(\mathcal{E}_{m,C}^{(3)}\right)^{\text{C}}\right], \quad (74)$$

where  $\mathcal{E}^{\text{C}}$  is the complement of event  $\mathcal{E}$ . From the consistency assumption (v) in Section 2, if  $K = K_0$ , the second term in the right side of (74) satisfies that  $\Pr\left[\left(\mathcal{E}_m^{(2)}\right)^{\text{C}}\right] \rightarrow 0$  in the limit of  $m \rightarrow \infty$ . As for the third term  $\Pr\left[\left(\mathcal{E}_{m,C}^{(3)}\right)^{\text{C}}\right]$ , we already have (73). By combining these facts, we have

$$\forall \epsilon > 0, \exists C > 0, M > 0, \forall m \geq M, \Pr\left(\mathcal{E}_m^{(1)} \cap \mathcal{E}_{m,C}^{(3)}\right) \geq 1 - \epsilon, \quad (75)$$

which results in (72).  $\square$

From Lemma 4.3, we finally obtain

$$|T - T^*| = \frac{|\hat{\lambda}_1 - \lambda_1|}{b^{\text{TW}}} = O_p(m^{-\epsilon}), \quad \text{for some } \epsilon > 0. \quad (76)$$

By combining this fact with Slutsky's theorem, the convergence of the test statistic  $T$  in law to  $TW_1$  distribution in (29) holds.  $\square$

**Theorem 4.3** (Unrealizable case). *Under the assumptions in Section 2, if  $K > K_0$ ,*

$$T = O_p\left(m^{\frac{5}{3}}\right), \quad (77)$$

and

$$T = \Omega_p\left(m^{\frac{2}{3}}\right), \quad (78)$$

where  $T$  is defined as in (27).

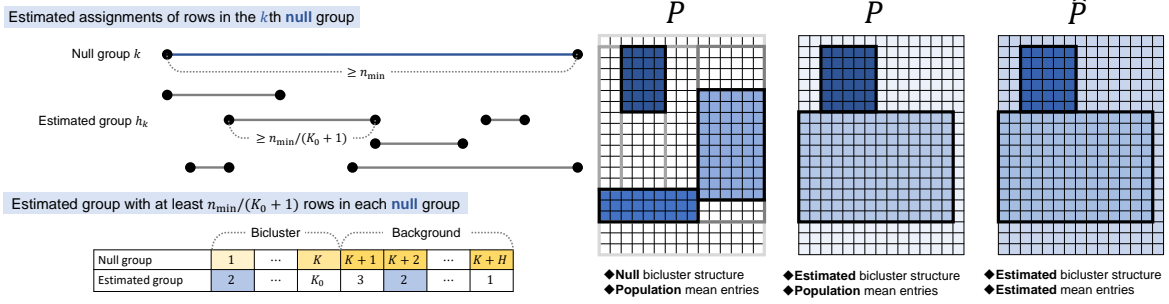


Figure 4: Definition of matrices  $P$ ,  $\bar{P}$ , and  $\hat{P}$  in an unrealizable case.

*Proof.* We first prove the upper bound in (77). Let  $\underline{X}^{\text{E}(k)}$  be an  $n \times p$  matrix whose entries in the  $k$ th **estimated** bicluster (including background) are the same as matrix  $X$  and all the other entries are zero. Since the Frobenius norm upper bounds the operator norm,

$$\begin{aligned}
 \|\hat{Z}\|_{\text{op}} &\leq \|\hat{Z}\|_{\text{F}} = \sqrt{\sum_{k=0}^{K_0} \|\hat{Z}^{\text{E}(k)}\|_{\text{F}}^2} = \sqrt{\sum_{k=0}^{K_0} \frac{1}{\hat{s}_k^2} \|\underline{A}^{\text{E}(k)} - \underline{\hat{P}}^{\text{E}(k)}\|_{\text{F}}^2} \\
 &= \sqrt{\sum_{k=0}^{K_0} \frac{|\hat{\mathcal{I}}_k|}{\|\underline{A}^{\text{E}(k)} - \underline{\hat{P}}^{\text{E}(k)}\|_{\text{F}}^2} \|\underline{A}^{\text{E}(k)} - \underline{\hat{P}}^{\text{E}(k)}\|_{\text{F}}^2} = \sqrt{\sum_{k=0}^{K_0} |\hat{\mathcal{I}}_k|} = \sqrt{np}. \tag{79}
 \end{aligned}$$

From assumption (iii), let  $n = C_n m$  and  $p = C_p m$ , where  $C_n$  and  $C_p$  are positive constants. By definition in (26), we have

$$a^{\text{TW}} = (\sqrt{C_n} + \sqrt{C_p})^2 m, \quad b^{\text{TW}} = (\sqrt{C_n} + \sqrt{C_p}) \left( \frac{1}{\sqrt{C_n}} + \frac{1}{\sqrt{C_p}} \right)^{\frac{1}{3}} m^{\frac{1}{3}}. \tag{80}$$

By substituting (79) and (80) into (27), we have

$$T = \frac{\|\hat{Z}\|_{\text{op}}^2 - a^{\text{TW}}}{b^{\text{TW}}} \leq \frac{np - a^{\text{TW}}}{b^{\text{TW}}} = \frac{C_n C_p m^{\frac{5}{3}} - (\sqrt{C_n} + \sqrt{C_p})^2 m^{\frac{2}{3}}}{(\sqrt{C_n} + \sqrt{C_p}) \left( \frac{1}{\sqrt{C_n}} + \frac{1}{\sqrt{C_p}} \right)^{\frac{1}{3}}} = O_p \left( m^{\frac{5}{3}} \right), \tag{81}$$

which concludes the proof of (77).

We next show the lower bound in (78). As shown in Figure 4, we define that  $\bar{P}$  is a matrix that consists of the **estimated** bicluster structure and entries of the **population** means. For instance, if the  $(i, j)$ th entry of observed matrix  $A$  belongs to an estimated bicluster that consists of  $n^{(1)}$  entries of the  $k_1$ th null bicluster and  $n^{(2)}$  entries of the  $k_2$ th null bicluster, its value in matrix  $\bar{P}$  is given by  $\bar{P}_{ij} = (n^{(1)} b_{k_1} + n^{(2)} b_{k_2}) / (n^{(1)} + n^{(2)})$ .

From assumption (iv), for all  $k \in \{1, \dots, K+H\}$ , the  $k$ th **null** submatrix (i.e., bicluster or background submatrix) has a size of at least  $n_{\min} \times p_{\min}$ . Therefore, for all **null** group index  $k \in \{1, \dots, K+H\}$ , there exists at least one **estimated** group  $h_k \in \{0, 1, \dots, K_0\}$  that contains a submatrix of the  $k$ th **null** submatrix with the size of  $\frac{n_{\min}}{K_0+1} \times \frac{p_{\min}}{K_0+1}$  or more (Figure 4). Since  $K_0 < K$ , there exists at least one set of **null** group indices  $(k_1, k_2)$ ,  $k_1, k_2 \in \{1, \dots, K+H\}$  that satisfies  $h_{k_1} = h_{k_2}$ ,  $k_1 \neq k_2$ , and  $k_1 \in \{1, \dots, K\}$  (i.e., a pair of mutually different **null** groups that belongs to the same group in the **estimated** bicluster structure). In other words, there exists at least one **estimated** group  $\bar{k} (= h_{k_1} = h_{k_2})$  that satisfies the following conditions:

- The  $\bar{k}$ th **estimated** group contains two submatrices. We denote the sets of entries in these two submatrices as  $\mathcal{I}^{(1)}$  and  $\mathcal{I}^{(2)}$ .
- The set of entries  $\mathcal{I}^{(1)}$  forms a submatrix of the  $k_1$ th **null** group ( $k_1 \in \{0, 1, \dots, K\}$ ). The size of submatrix  $\mathcal{I}^{(1)}$  is at least  $\frac{n_{\min}}{K_0+1} \times \frac{p_{\min}}{K_0+1}$ .
- The set of entries  $\mathcal{I}^{(2)}$  forms a submatrix of the  $k_2$ th **null** group ( $k_2 \in \{0, 1, \dots, K\}$ ). The size of submatrix  $\mathcal{I}^{(2)}$  is at least  $\frac{n_{\min}}{K_0+1} \times \frac{p_{\min}}{K_0+1}$ .
- The **null** groups of  $\mathcal{I}^{(1)}$  and  $\mathcal{I}^{(2)}$  are mutually different (i.e.,  $k_1 \neq k_2$ ).

The population means of submatrices  $\mathcal{I}^{(1)}$  and  $\mathcal{I}^{(2)}$ , respectively, are  $b_{k_1}$  and  $b_{k_2}$ . We assume  $b_{k_1} > b_{k_2}$  without loss of generality. Let  $\bar{b}$  be the constant value of the submatrices  $\mathcal{I}^{(1)}$  and  $\mathcal{I}^{(2)}$  in matrix  $\bar{P}$ . Here, we consider the following two patterns:

- If  $\bar{b} \geq (b_{k_1} + b_{k_2})/2$ , we have  $|\bar{b} - b_{k_2}| \geq (b_{k_1} - b_{k_2})/2$ .
- If  $\bar{b} < (b_{k_1} + b_{k_2})/2$ , we have  $|\bar{b} - b_{k_1}| > (b_{k_1} - b_{k_2})/2$ .

Therefore, for any case, there exists a submatrix  $\mathcal{I}$  that satisfies the following two conditions (note that  $\mathcal{I} = \mathcal{I}^{(2)}$  in the former case and  $\mathcal{I} = \mathcal{I}^{(1)}$  in the latter case):

- The size of submatrix  $\mathcal{I}$  is at least  $\frac{n_{\min}}{K_0+1} \times \frac{p_{\min}}{K_0+1}$ .
- Let  $b_{\mathcal{I}}$  and  $\bar{b}_{\mathcal{I}}$ , respectively, be the constant values of submatrix  $\mathcal{I}$  in matrices  $P$  and  $\bar{P}$ . Note that we have  $\bar{b}_{\mathcal{I}} = \bar{b}_{\bar{k}}$ . From assumption (ii), the following inequality holds:

$$|\bar{b}_{\mathcal{I}} - b_{\mathcal{I}}| \geq \min_{k \neq k'} |b_k - b_{k'}|/2 \geq \frac{C^b}{2}. \quad (82)$$

We denote the  $k$ th **null** bicluster (including background submatrices) in matrix  $X$  as  $X^{N(k)}$  ( $k = 1, \dots, K + H$ ). The difference between  $\hat{b}_{\bar{k}}$  and  $\bar{b}_{\bar{k}}$  is given by

$$\begin{aligned} |\hat{b}_{\bar{k}} - \bar{b}_{\bar{k}}| &= \frac{1}{|\hat{\mathcal{I}}_{\bar{k}}|} \left| \sum_{(i,j) \in \hat{\mathcal{I}}_{\bar{k}}} (\hat{P}_{ij} - \bar{P}_{ij}) \right| = \frac{1}{|\hat{\mathcal{I}}_{\bar{k}}|} \left| \sum_{(i,j) \in \hat{\mathcal{I}}_{\bar{k}}} (A_{ij} - P_{ij}) \right| \\ &\leq \frac{\max_{k=0,1,\dots,K} s_k}{|\hat{\mathcal{I}}_{\bar{k}}|} \left| \sum_{(i,j) \in \hat{\mathcal{I}}_{\bar{k}}} Z_{ij} \right|. \end{aligned} \quad (83)$$

Here,  $Z_{ij}$  independently follows a distribution with zero mean and unit variance. From the sub-exponential condition (ii), for any  $n^M \in \mathbb{N}$ , we have  $\mathbb{E}[Z_{ij}^{n^M}] < \infty$ . Let  $\mathcal{I}^{\text{CLT}}$  be a subset of entries in a  $n \times p$  matrix. By defining  $\delta \equiv 2$  and from assumption (ii), the following Lyapunov's condition holds:

$$\lim_{|\mathcal{I}^{\text{CLT}}| \rightarrow \infty} \frac{1}{|\mathcal{I}^{\text{CLT}}|^{1+\frac{1}{2}\delta}} \sum_{(i,j) \in \mathcal{I}^{\text{CLT}}} \mathbb{E}[|Z_{ij}|^{2+\delta}] \leq \lim_{|\mathcal{I}^{\text{CLT}}| \rightarrow \infty} \frac{C^{M(4)} |\mathcal{I}^{\text{CLT}}|}{|\mathcal{I}^{\text{CLT}}|^2} = \lim_{|\mathcal{I}^{\text{CLT}}| \rightarrow \infty} \frac{C^{M(4)}}{|\mathcal{I}^{\text{CLT}}|} = 0. \quad (84)$$

Therefore, from the Lyapunov variant of the central limit theorem,  $\frac{1}{\sqrt{|\mathcal{I}^{\text{CLT}}|}} \sum_{(i,j) \in \mathcal{I}^{\text{CLT}}} Z_{ij} \rightsquigarrow N(0, 1)$ .

From (83), Prokhorov's theorem [53], and the fact that  $|\hat{\mathcal{I}}_{\bar{k}}| \geq |\mathcal{I}| \geq n_{\min} p_{\min} / (K_0 + 1)^2$  (note that the right side monotonically increases with the matrix size  $m$  from assumption (iv)), we have

$$\begin{aligned} |\hat{b}_{\bar{k}} - \bar{b}_{\bar{k}}| &\leq \frac{\max_{k=0,1,\dots,K} s_k}{\sqrt{|\hat{\mathcal{I}}_{\bar{k}}|}} O_p(1) \leq \left( \max_{k=0,1,\dots,K} s_k \right) \frac{K_0 + 1}{\sqrt{n_{\min} p_{\min}}} O_p(1) \\ &\leq O_p \left( \frac{K + H}{\sqrt{n_{\min} p_{\min}}} \right) \quad (\because K_0 + 1 < K + H \text{ and assumption (ii)}). \end{aligned} \quad (85)$$

From (85), we have

$$\left| |b_{\mathcal{I}} - \bar{b}_{\mathcal{I}}| - |b_{\mathcal{I}} - \hat{b}_{\bar{k}}| \right| \leq |\hat{b}_{\bar{k}} - \bar{b}_{\bar{k}}| \leq O_p \left( \frac{K+H}{\sqrt{n_{\min} p_{\min}}} \right). \quad (86)$$

By combining this result with (82),

$$\frac{C^b}{2} \leq |b_{\mathcal{I}} - \hat{b}_{\bar{k}}| + O_p \left( \frac{K+H}{\sqrt{n_{\min} p_{\min}}} \right). \quad (87)$$

Therefore, from (12) in assumption (iv), we have

$$|b_{\mathcal{I}} - \hat{b}_{\bar{k}}| = \Omega_p(1). \quad (88)$$

Let  $X^{\mathcal{I}}$  be a submatrix of  $X$  with the set of entries  $\mathcal{I}$ . Since the operator norm of a submatrix is not larger than that of the original matrix,

$$\|\hat{Z}\|_{\text{op}} \geq \|\hat{Z}^{\mathcal{I}}\|_{\text{op}} = \frac{1}{\hat{s}_{\bar{k}}} \|A^{\mathcal{I}} - \hat{P}^{\mathcal{I}}\|_{\text{op}} \geq \frac{1}{\hat{s}_{\bar{k}}} \left| \|A^{\mathcal{I}} - P^{\mathcal{I}}\|_{\text{op}} - \|P^{\mathcal{I}} - \hat{P}^{\mathcal{I}}\|_{\text{op}} \right|. \quad (89)$$

Let  $\bar{k}^N$  be the **null** bicluster index (including background) of submatrix  $\mathcal{I}$ . Note that we have  $b_{\mathcal{I}} = b_{\bar{k}^N}$ . As for the first term in (89), from assumption (ii), we have

$$\|A^{\mathcal{I}} - P^{\mathcal{I}}\|_{\text{op}} = s_{\bar{k}^N} \|Z^{\mathcal{I}}\|_{\text{op}} \leq s_{\bar{k}^N} \|Z\|_{\text{op}} \leq \left( \max_{k=0,1,\dots,K} s_k \right) O_p(\sqrt{m}) = O_p(\sqrt{m}). \quad (90)$$

In regard to the second term in (89), since all the entries in matrix  $(P^{\mathcal{I}} - \hat{P}^{\mathcal{I}})$  is  $(b_{\mathcal{I}} - \hat{b}_{\bar{k}})$  and thus its rank is one, we have

$$\begin{aligned} \|P^{\mathcal{I}} - \hat{P}^{\mathcal{I}}\|_{\text{op}} &= \|P^{\mathcal{I}} - \hat{P}^{\mathcal{I}}\|_{\text{F}} = \sqrt{|\mathcal{I}|(b_{\mathcal{I}} - \hat{b}_{\bar{k}})^2} \geq \frac{\sqrt{n_{\min} p_{\min}}}{K_0 + 1} |b_{\mathcal{I}} - \hat{b}_{\bar{k}}| \\ &\geq \frac{\sqrt{n_{\min} p_{\min}}}{K+H} |b_{\mathcal{I}} - \hat{b}_{\bar{k}}| = \Omega_p \left( \frac{\sqrt{n_{\min} p_{\min}}}{K+H} \right). \end{aligned} \quad (91)$$

To derive the last equation, we used assumption (iv) and (88).

Finally, we can derive an upper bound of  $\hat{s}_{\bar{k}}$  by

$$\begin{aligned} \hat{s}_{\bar{k}} &= \frac{1}{\sqrt{|\hat{\mathcal{I}}_{\bar{k}}|}} \|\underline{A}^{\text{E}(\bar{k})} - \underline{\hat{P}}^{\text{E}(\bar{k})}\|_{\text{F}} \leq \frac{1}{\sqrt{|\hat{\mathcal{I}}_{\bar{k}}|}} \left( \|\underline{A}^{\text{E}(\bar{k})} - \underline{P}^{\text{E}(\bar{k})}\|_{\text{F}} + \|\underline{P}^{\text{E}(\bar{k})} - \underline{\hat{P}}^{\text{E}(\bar{k})}\|_{\text{F}} \right) \\ &\leq \frac{1}{\sqrt{|\hat{\mathcal{I}}_{\bar{k}}|}} \left( \|A - P\|_{\text{F}} + \|\underline{P}^{\text{E}(\bar{k})} - \underline{\hat{P}}^{\text{E}(\bar{k})}\|_{\text{F}} \right) = \frac{1}{\sqrt{|\hat{\mathcal{I}}_{\bar{k}}|}} \left( \sqrt{\sum_{k=1}^{K+H} s_k^2 \|Z^{\text{N}(k)}\|_{\text{F}}^2} + \|\underline{P}^{\text{E}(\bar{k})} - \underline{\hat{P}}^{\text{E}(\bar{k})}\|_{\text{F}} \right) \\ &\leq \frac{1}{\sqrt{|\hat{\mathcal{I}}_{\bar{k}}|}} \left[ \left( \max_{k=0,1,\dots,K} s_k \right) \|Z\|_{\text{F}} + \|\underline{P}^{\text{E}(\bar{k})} - \underline{\hat{P}}^{\text{E}(\bar{k})}\|_{\text{F}} \right] \\ &= \frac{1}{\sqrt{|\hat{\mathcal{I}}_{\bar{k}}|}} \left[ \left( \max_{k=0,1,\dots,K} s_k \right) \|Z\|_{\text{F}} + \sqrt{\sum_{(i,j) \in \hat{\mathcal{I}}_{\bar{k}}} (P_{ij} - \hat{b}_{\bar{k}})^2} \right] \\ &\leq \frac{1}{\sqrt{|\hat{\mathcal{I}}_{\bar{k}}|}} \left( \max_{k=0,1,\dots,K} s_k \right) \|Z\|_{\text{F}} + \max_{k=0,1,\dots,K} |b_k - \hat{b}_{\bar{k}}| \\ &\leq \frac{K_0 + 1}{\sqrt{n_{\min} p_{\min}}} \left( \max_{k=0,1,\dots,K} s_k \right) \|Z\|_{\text{F}} + \max_{k=0,1,\dots,K} |b_k - \hat{b}_{\bar{k}}| \\ &\leq \frac{K+H}{\sqrt{n_{\min} p_{\min}}} \left( \max_{k=0,1,\dots,K} s_k \right) \|Z\|_{\text{F}} + \max_{k=0,1,\dots,K} |b_k - \hat{b}_{\bar{k}}|. \end{aligned} \quad (92)$$

The second term in (92) can be upper bounded as follows:

$$\begin{aligned}
\max_{k=0,1,\dots,K} |b_k - \hat{b}_k| &\leq |\hat{b}_k| + \max_{k=0,1,\dots,K} |b_k| = \frac{1}{|\hat{\mathcal{I}}_k|} \left| \sum_{(i,j) \in \hat{\mathcal{I}}_k} (\sigma_{ij} Z_{ij} + P_{ij}) \right| + \max_{k=0,1,\dots,K} |b_k| \\
&\leq \frac{1}{|\hat{\mathcal{I}}_k|} \sum_{(i,j) \in \hat{\mathcal{I}}_k} (\sigma_{ij} |Z_{ij}| + |P_{ij}|) + \max_{k=0,1,\dots,K} |b_k| \leq \frac{1}{|\hat{\mathcal{I}}_k|} \sum_{(i,j) \in \hat{\mathcal{I}}_k} \sigma_{ij} |Z_{ij}| + 2 \max_{k=0,1,\dots,K} |b_k| \\
&\leq \frac{1}{|\hat{\mathcal{I}}_k|} \left( \max_{k=0,1,\dots,K} s_k \right) \sum_{(i,j) \in \hat{\mathcal{I}}_k} |Z_{ij}| + 2 \max_{k=0,1,\dots,K} |b_k| \\
&\leq \frac{1}{|\hat{\mathcal{I}}_k|} \left( \max_{k=0,1,\dots,K} s_k \right) \sqrt{\sum_{(i,j) \in \hat{\mathcal{I}}_k} |Z_{ij}|^2} \sqrt{|\hat{\mathcal{I}}_k|} + 2 \max_{k=0,1,\dots,K} |b_k| \\
&\leq \frac{1}{\sqrt{|\hat{\mathcal{I}}_k|}} \left( \max_{k=0,1,\dots,K} s_k \right) \|Z\|_F + 2 \max_{k=0,1,\dots,K} |b_k| \\
&\leq \frac{K_0 + 1}{\sqrt{n_{\min} p_{\min}}} \left( \max_{k=0,1,\dots,K} s_k \right) \|Z\|_F + 2 \max_{k=0,1,\dots,K} |b_k| \\
&\leq \frac{K + H}{\sqrt{n_{\min} p_{\min}}} \left( \max_{k=0,1,\dots,K} s_k \right) \|Z\|_F + 2 \max_{k=0,1,\dots,K} |b_k|. \tag{93}
\end{aligned}$$

Since  $\mathbb{E}[Z_{ij}^2] = \mathbb{V}[Z_{ij}] + \mathbb{E}[Z_{ij}]^2 = 1$  and  $\mathbb{V}[Z_{ij}^2] = \mathbb{E}[Z_{ij}^4] - \mathbb{E}[Z_{ij}^2]^2 = \mathbb{E}[Z_{ij}^4] - 1 < \infty$  from assumption (ii), from the central limit theorem and Prokhorov's theorem [53], we have

$$\frac{1}{\sqrt{np}} \sum_{i=1}^n \sum_{j=1}^p (Z_{ij}^2 - 1) = O_p(1) \iff \sum_{i=1}^n \sum_{j=1}^p Z_{ij}^2 = \|Z\|_F^2 = np + O_p(m), \tag{94}$$

which results in that

$$\|Z\|_F = O_p(m). \tag{95}$$

By substituting (93) and (95) into (92), and using assumption (ii),

$$\hat{s}_k \leq \frac{K + H}{\sqrt{n_{\min} p_{\min}}} O_p(m) + O(K) = O_p \left[ \frac{(K + H)m}{\sqrt{n_{\min} p_{\min}}} \right]. \tag{96}$$

By substituting (90), (91), and (96) into (89), and using (12) in assumption (iv), we finally have

$$\begin{aligned}
\|\hat{Z}\|_{\text{op}} &\geq \Omega_p \left[ \frac{\sqrt{n_{\min} p_{\min}}}{(K + H)m} \right] \left| \Omega_p \left( \frac{\sqrt{n_{\min} p_{\min}}}{K + H} \right) - O_p(\sqrt{m}) \right| \\
&= \Omega_p \left[ \frac{n_{\min} p_{\min}}{(K + H)^2 m} \right] \left| \Omega_p(1) - O_p \left[ \frac{(K + H)\sqrt{m}}{\sqrt{n_{\min} p_{\min}}} \right] \right| = \Omega_p \left[ \frac{n_{\min} p_{\min}}{(K + H)^2 m} \right] = \Omega_p \left( m^{\frac{1}{2} + 2\epsilon_2} \right) \\
&\iff \|\hat{Z}\|_{\text{op}}^2 = \Omega_p \left( m^{1+4\epsilon_2} \right), \quad \text{for some } \epsilon_2 > 0. \tag{97}
\end{aligned}$$

By substituting (97) and (80) into (27), we have

$$T = \frac{\|\hat{Z}\|_{\text{op}}^2 - a^{\text{TW}}}{b^{\text{TW}}} = \Omega_p \left( m^{\frac{2}{3} + 4\epsilon_2} \right) \geq \Omega_p \left( m^{\frac{2}{3}} \right), \tag{98}$$

which concludes the proof.  $\square$

## 5 Experiments

### 5.1 Convergence of test statistic $T$ in law to $TW_1$ distribution in realizable case

We first checked the asymptotic behavior of the proposed test statistic  $T$  in null case (i.e.,  $K = K_0$ ) by using synthetic data matrices, which were generated from the Gaussian, Bernoulli, and Poisson distributions. In this case, from Theorem 4.1,  $T$  converges in law to the  $TW_1$  distribution in the limit of  $m \rightarrow \infty$ .

We set the null number of biclusters at  $K = 3$  in all the distributional settings, and tried 10 sets of matrix sizes:  $(n, p) = (500 \times i, 375 \times i)$ ,  $i = 1, \dots, 10$ . For each distribution, we defined the null set of parameters and the relative entropy function  $f$  of the generalized profile likelihood in (15)<sup>4</sup> as follows.

- **Gaussian case:** Each entry in the  $k$ th group ( $k = 0, 1, \dots, K$ ) of observed matrix  $A$  was generated independently from the Gaussian distribution  $\mathcal{N}(b_k, s_k)$ , where

$$\mathbf{b} = (0.2 \quad 0.5 \quad 0.6 \quad 0.7)^\top, \quad \mathbf{s} = (0.03 \quad 0.04 \quad 0.06 \quad 0.07)^\top. \quad (99)$$

$$f(x) \equiv x^2/2. \quad (100)$$

- **Bernoulli case:** Each entry in the  $k$ th group of observed matrix  $A$  was generated independently from the Bernoulli distribution  $\text{Bernoulli}(b_k)$ , where

$$\mathbf{b} = (0.2 \quad 0.5 \quad 0.6 \quad 0.7)^\top. \quad (101)$$

$$f(x) \equiv x \log(\max\{x, 10^{-5}\}) + (1 - x) \log(\max\{1 - x, 10^{-5}\}). \quad (102)$$

- **Poisson case:** Each entry in the  $k$ th group of observed matrix  $A$  was generated independently from the Poisson distribution  $\text{Pois}(b_k)$ , where

$$\mathbf{b} = (2 \quad 5 \quad 6 \quad 7)^\top. \quad (103)$$

$$f(x) \equiv x \log(\max\{x, 10^{-5}\}) - x. \quad (104)$$

For each combination of the distributional and matrix size settings, we randomly generate 5,000 data matrices  $A$  based on the **null** (non-bi-disjoint) bicluster structure, which was defined as follows. Let  $K_1 \equiv (3K + 4 + K \bmod 2)/2$ ,  $K_2 \equiv (3K + 4 - K \bmod 2)/2$ ,  $n_1 \equiv \lfloor n/K_1 \rfloor$ , and  $p_1 \equiv \lfloor p/K_2 \rfloor$ . For each  $k$ th bicluster ( $k = 1, \dots, K$ ), we also define  $k_1 \equiv (3k - 2 - k \bmod 2)/2$  and  $k_2 \equiv (3k - 4 + k \bmod 2)/2$ . Based on these variables, the set of rows and columns of matrix  $A$  that belong to the  $k$ th bicluster is given by  $I_k = \{k_1 n_1 + 1, \dots, (k_1 + 2)n_1\}$  and  $J_k = \{k_2 p_1 + 1, \dots, (k_2 + 2)p_1\}$ , respectively. Figure 5 shows the examples of Gaussian, Bernoulli, and Poisson data matrices.

After generating the observed data matrices, we estimated their bicluster structures by the proposed submatrix localization algorithm (i.e., Algorithm 2 in Section 3.2.2). To compress the original data matrix  $A$ , we applied the Ward's hierarchical clustering method [54] to the rows and columns of matrix  $A$  with the number of clusters  $L_1 = \min\{2^K, n\}$  and  $L_2 = \min\{2^K, p\}$ , respectively. Initial bicluster structures in Algorithm 2 were given as follows: for each  $k$ th bicluster, it contains a (uniformly randomly chosen) single entry  $A_{i_k j_k}$  in  $A$ , where  $(i_k, j_k) \neq (i_{k'}, j_{k'})$  for  $k \neq k'$ . In Section 3.2.1, we described the sufficient condition about the cooling schedule  $\{T_t\}$  for the SA algorithm to converge in probability to the global optimal solution. However, such a setting requires too much iterations to converge. In the experiments, we used the following cooling schedule instead:  $T_t = 0.999^t$  for all  $t \geq 0$ . We also defined a threshold of temperature at  $\epsilon^{\text{SA}} = 10^{-5}$ . Since this setting does not guarantee the convergence in probability to the global optimal solution any more, we applied Algorithm 2 to each observed matrix for five times and adopted the best solution that achieved the maximum profile

<sup>4</sup>These experimental settings of the relative entropy function  $f$  follow those in [19].

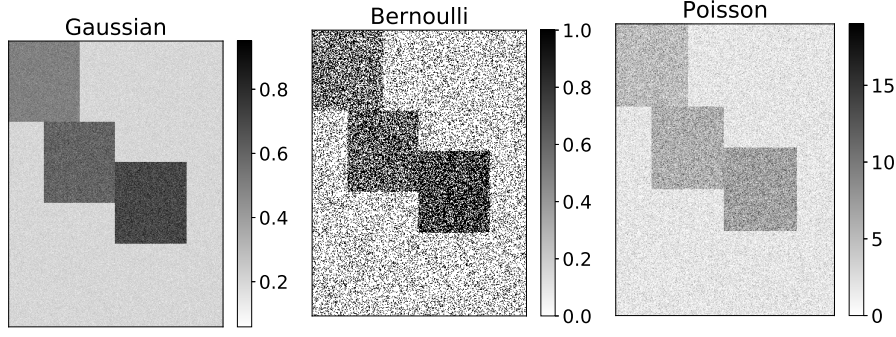


Figure 5: Examples of the observed data matrices. The left, center, and right figures show the Gaussian, Bernoulli, and Poisson cases, respectively.

likelihood in the last step of the algorithm (this procedure was also performed in all the subsequent experiments in Sections 5.2, 5.3, and 5.4). Based on the estimated bicluster structure, we finally applied the proposed statistical test by setting the hypothetical number of bicluster at  $K$ .

Figures 6, 7, and 8, respectively, show the histograms of the proposed test statistic  $T$  with different matrix sizes under the Gaussian, Bernoulli, and Poisson distributional settings. Figure 9 shows the empirical tail probabilities of the proposed test statistic  $T$  (i.e., ratios of the trials where  $T \geq t(0.01)$ ,  $T \geq t(0.05)$ , and  $T \geq t(0.1)$ , where  $t(\alpha)$  is the  $\alpha$  upper quantile of the  $TW_1$  distribution) under the three distributional settings. As in the previous study [55], we used the approximated values  $t(0.01) \approx 2.02345$ ,  $t(0.05) \approx 0.97931$ , and  $t(0.1) \approx 0.45014$ , based on Table 2 in [52]. To check the convergence of  $T$  to the  $TW_1$  distribution, we also applied the Kolmogorov-Smirnov (KS) test [14] to the test statistics  $T$  of the 5,000 trials, and plotted the results in Figure 10. The test statistic of the KS test is  $D\sqrt{r}$ , where  $D$  is the maximum absolute difference between the empirical distribution function of  $T$  and the cumulative distribution function of the  $TW_1$  distribution, and  $r$  is the number of trials (i.e., 5,000 in this case).

From Figures 6, 7, 8, 9 and 10, we see that the proposed test statistic  $T$  converges in law to the  $TW_1$  distribution in each distributional setting. In the Bernoulli case, however, the convergence of  $T$  in law to the  $TW_1$  distribution is slow, compared to the other two cases (i.e., Gaussian and Poisson). To check the cause of this, we also computed  $\tilde{T}$  with the **null** bicluster structure [i.e.,  $\tilde{T} \equiv (\tilde{\lambda}_1 - a^{\text{TW}})/b^{\text{TW}}$ ] and plotted its empirical tail probabilities and the test statistic of the KS test in Figures 11 and 12, respectively. From these figures, we see that the convergence of  $\tilde{T}$  in law to the  $TW_1$  distribution is still slow in the Bernoulli case. Therefore, the slow convergence of  $T$  would not be caused by low accuracy of the biclustering algorithm, but it would be a problem specific to a Bernoulli random matrix.

## 5.2 Asymptotic behavior of test statistic $T$ in unrealizable case

Second, we consider unrealizable cases (i.e.,  $K > K_0$ ). Specifically, under the assumptions that the total number of biclusters and background submatrices ( $K + H$ ) is a fixed constant that does not depend on the matrix size and that the minimum row and column sizes of these submatrices ( $n_{\min}$  and  $p_{\min}$ , respectively) satisfy  $n_{\min} = \Omega_p(m)$  and  $p_{\min} = \Omega_p(m)$ , from (97) and (77), we have  $T = \Theta_p\left(m^{\frac{5}{3}}\right)$ .

Based on the same procedure as in Section 5.1, we generated Gaussian, Bernoulli and Poisson random matrices with three biclusters (i.e.,  $K = 3$ ), estimated their bicluster structures, and computed the test statistics. We used the same settings as in Section 5.1 for (1) the null parameters of three distributions (99), (101), and (103), (2) the procedure to generate the observed matrices, and (3) the SA-based submatrix localization algorithm. In this experiment, we tried the following 10 sets of matrix sizes:  $(n, p) = (200 \times i, 150 \times i)$ ,  $i = 1, \dots, 10$ . For each combination of the distributional and matrix



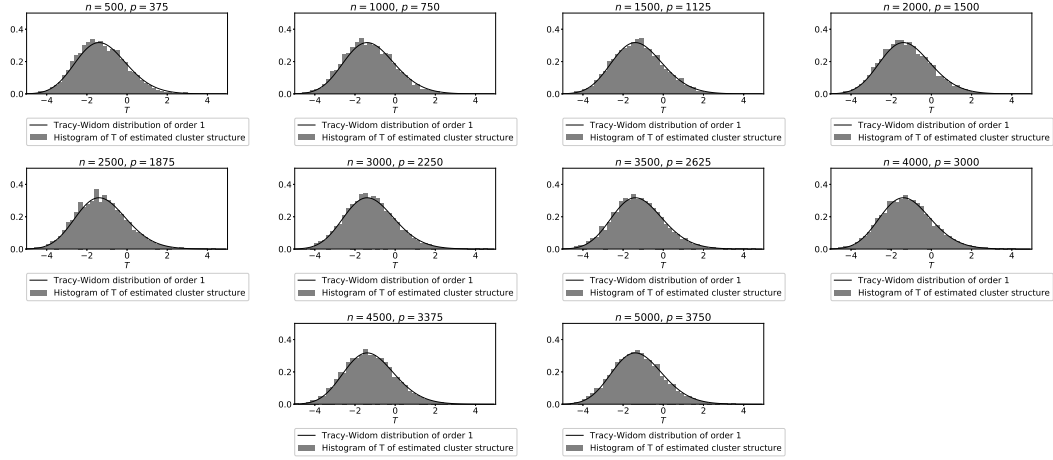


Figure 6: Histogram of the proposed test statistic  $T$ , which was computed with **estimated** bicluster structure (**Gaussian case**). The titles of the figures show the different matrix sizes.

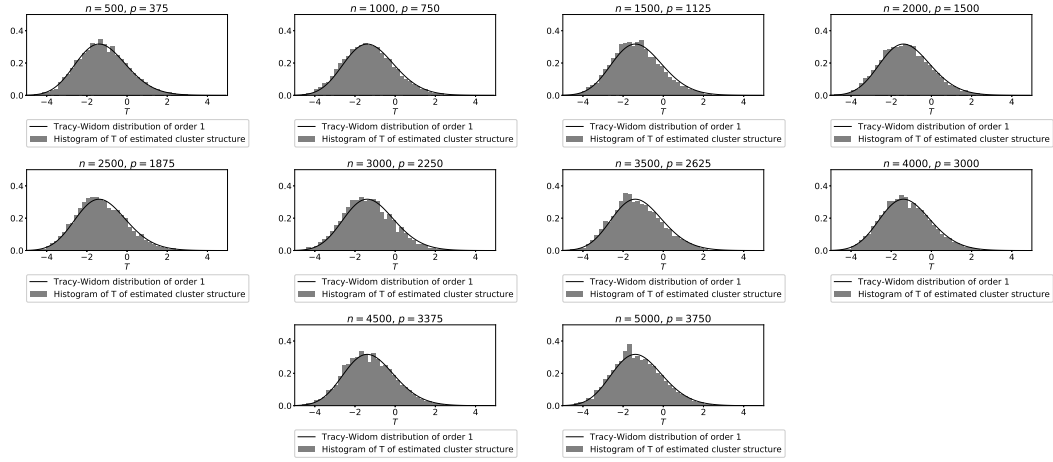


Figure 7: Histogram of the proposed test statistic  $T$ , which was computed with **estimated** bicluster structure (**Bernoulli case**). The titles of the figures show the different matrix sizes.

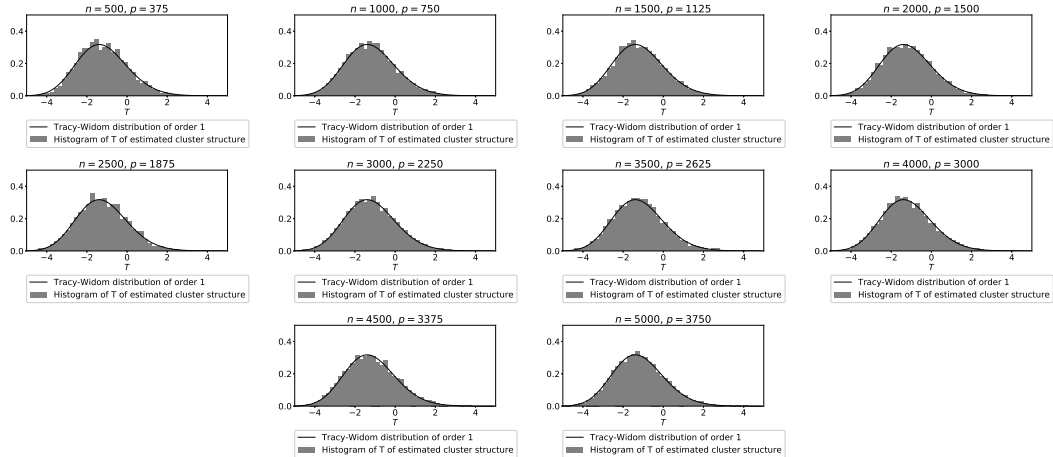


Figure 8: Histogram of the proposed test statistic  $T$ , which was computed with **estimated** bicluster structure (**Poisson case**). The titles of the figures show the different matrix sizes.

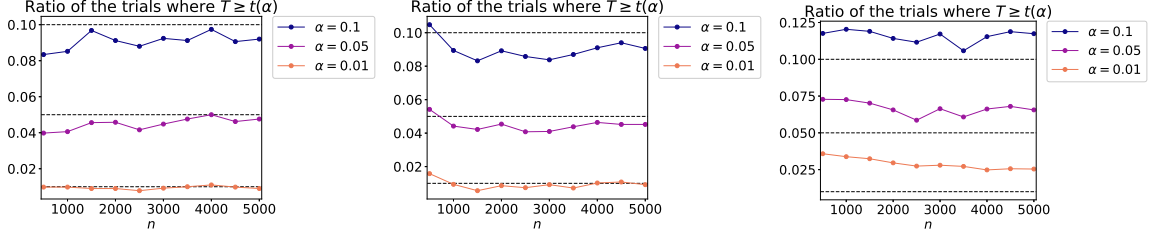


Figure 9: Empirical tail probabilities of the proposed test statistic  $T$  under the three distributional settings, which was computed with **estimated bicluster structure**. The left, center, and right figures, respectively, show the results where each entry of observed matrix  $A$  is generated from Gaussian, Bernoulli, and Poisson distributions. The horizontal line shows the row size  $n$  of matrix  $A$ , and the dashed lines show the three significance levels.

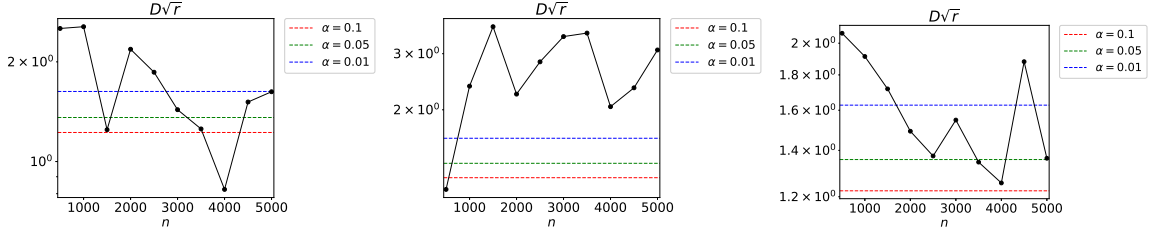


Figure 10: Test statistics  $D\sqrt{r}$  of the KS test [14], which was computed with **estimated bicluster structure**. The left, center, and right figures, respectively, show the results where each entry of observed matrix  $A$  is generated from Gaussian, Bernoulli, and Poisson distributions. Given a significance level  $\alpha^{\text{KS}}$  for the KS test, iff  $D\sqrt{r} > \alpha^{\text{KS}}$ , then the null hypothesis is rejected that  $T$  follows the  $TW_1$  distribution.

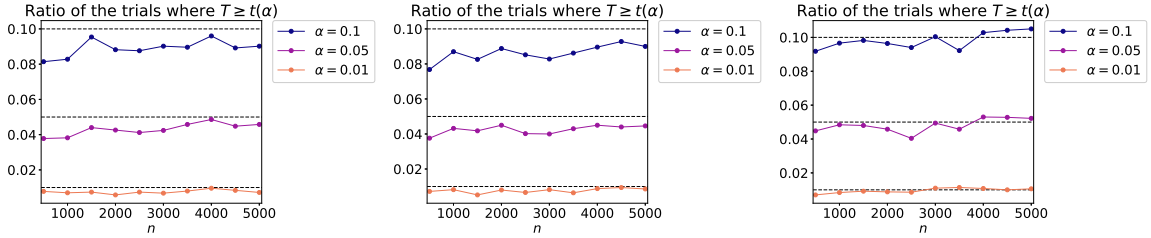


Figure 11: Empirical tail probabilities of the proposed test statistic  $T$  under the three distributional settings, which was computed with **null bicluster structure**. The left, center, and right figures, respectively, show the results where each entry of observed matrix  $A$  is generated from Gaussian, Bernoulli, and Poisson distributions.

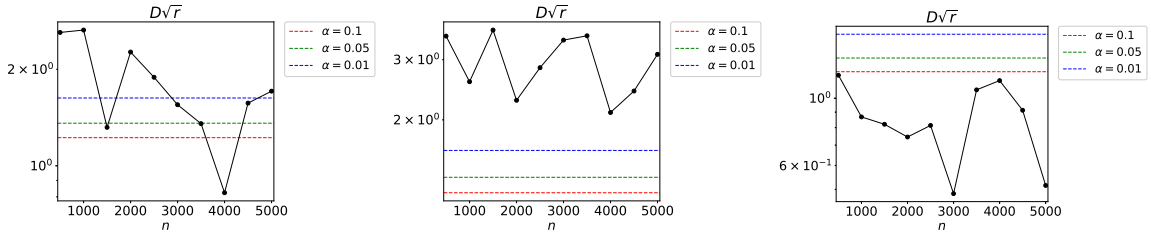


Figure 12: Test statistics  $D\sqrt{r}$  of the KS test [14], which was computed with **null bicluster structure**. The left, center, and right figures, respectively, show the results where each entry of observed matrix  $A$  is generated from Gaussian, Bernoulli, and Poisson distributions.

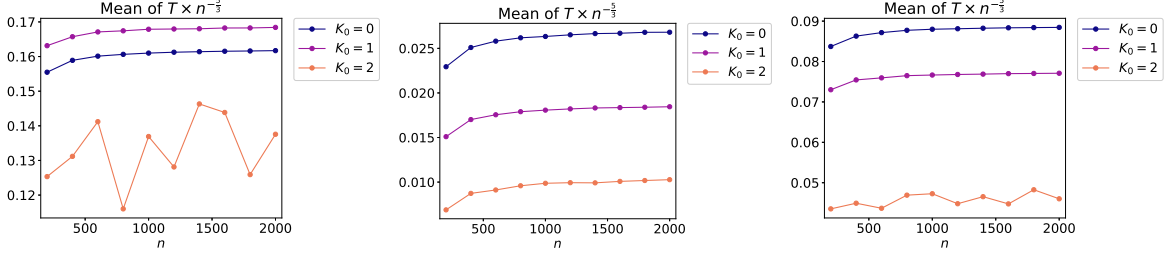


Figure 13: Mean of the proposed test statistics  $T$  divided by  $n^{\frac{5}{3}}$  in the unrealizable case for 100 trials. The null number of biclusters was set at  $K = 3$ . The left, center, and right figures, respectively, show the results where each entry of observed matrix  $A$  is generated from Gaussian, Bernoulli, and Poisson distributions. The horizontal line shows the row size  $n$  of the observed matrix. Each plotted line shows a result for a given hypothetical number of biclusters  $K_0$ .

size settings, we randomly generate 100 data matrices  $A$ , estimated their bicluster structures with  $K_0 = 0, 1, \dots, K - 1$ , and checked the average behavior of test statistic  $T$ .

Figure 13 shows the asymptotic behavior of the mean of the proposed test statistic  $T$  divided by  $n^{\frac{5}{3}}$  under unrealizable settings. From this figure, we see that  $T$  increases in proportion to  $m^{\frac{5}{3}}$  in all the distributional settings, as shown in the first paragraph of this section.

### 5.3 Accuracy of the proposed test in selecting the number of biclusters $K$

Third, we checked the accuracy of the proposed test in selecting the number of biclusters  $K$ , by using the synthetic Gaussian, Bernoulli and Poisson data matrices that were generated by the same procedure as in Section 5.1. We set the null number of biclusters at  $K = 3$ . As for the null mean parameters of the three distributions, we tried the ten settings  $\{\mathbf{b}^{(1)}, \dots, \mathbf{b}^{(10)}\}$ , where

$$\mathbf{b}^{(t)} \equiv \left(1 - \frac{t}{10}\right) (\mathbf{b} - 0.5 [1 \ \dots \ 1]^\top) + 0.5 [1 \ \dots \ 1]^\top \text{ (Gaussian and Bernoulli cases),} \quad (105)$$

$$\mathbf{b}^{(t)} \equiv \left(1 - \frac{t}{10}\right) (\mathbf{b} - 5 [1 \ \dots \ 1]^\top) + 5 [1 \ \dots \ 1]^\top \text{ (Poisson case),} \quad (106)$$

for all  $t = 1, \dots, 10$ . In the above settings, we set  $\mathbf{b}$  at the same vector as given in (99), (101), and (103) for each distributional setting. In regard to the standard deviation parameter  $\mathbf{s}$ , we used the same setting as in (99). Aside from these model parameters, we used the same settings as in Section 5.1 for (1) the procedure to generate the observed matrices, and (2) the SA-based submatrix localization algorithm. Figures 14, 15, and 16, respectively, show the examples of generated data matrices in Gaussian, Bernoulli, and Poisson cases. In this experiment, we tried the following 10 sets of matrix sizes:  $(n, p) = (40 \times i, 30 \times i)$ ,  $i = 1, \dots, 10$ . For each combination of the distributional and matrix size settings, we randomly generated 1,000 data matrices  $A$  and applied the proposed sequential test with significance level of  $\alpha = 0.01$  and the hypothetical number of biclusters  $K_0 = 0, 1, 2, \dots$

Figure 17 shows the accuracy of the proposed test, that is, the ratio of trials where the selected number of biclusters  $\hat{K}$  is equal to the null one  $K$ . From Figure 17, we see that the proposed test achieved higher accuracy with the larger matrix sizes and with the smaller differences between the group-wise means. This result is consistent with our intuition, since with the larger matrix sizes and with the smaller differences between the elements in mean vector, it gets more difficult to correctly estimate the underlying bicluster structure of matrix  $A$ , based on which we compute the test statistic  $T$ .

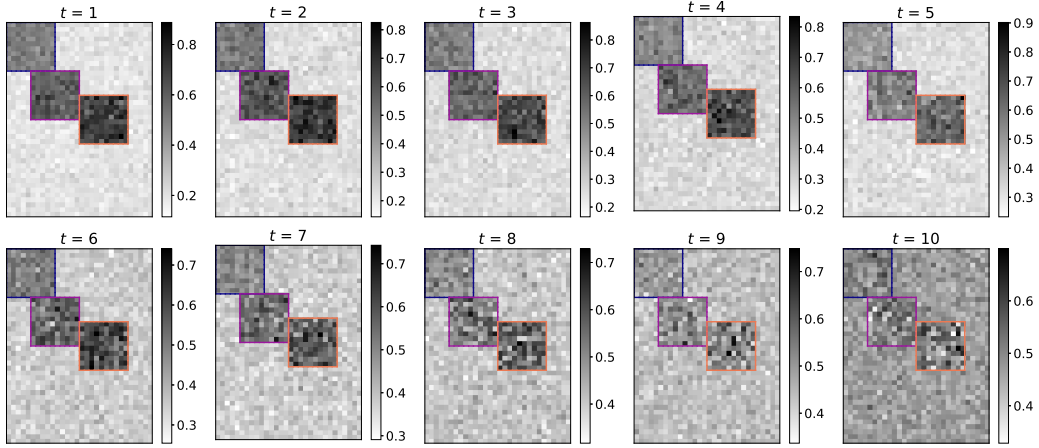


Figure 14: Examples of the observed data matrices for  $t = 1, \dots, 10$  (**Gaussian case**). The colored boxes show the null bicluster structure.

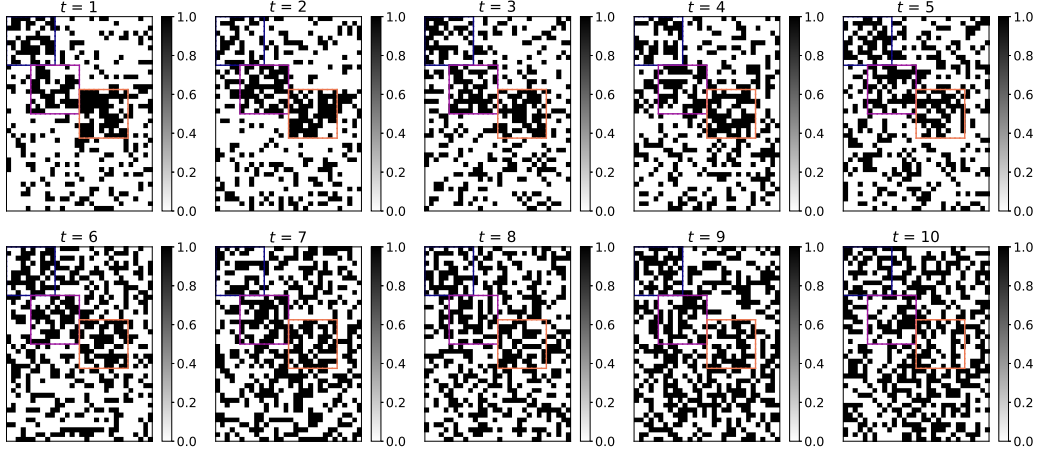


Figure 15: Examples of the observed data matrices for  $t = 1, \dots, 10$  (**Bernoulli case**).

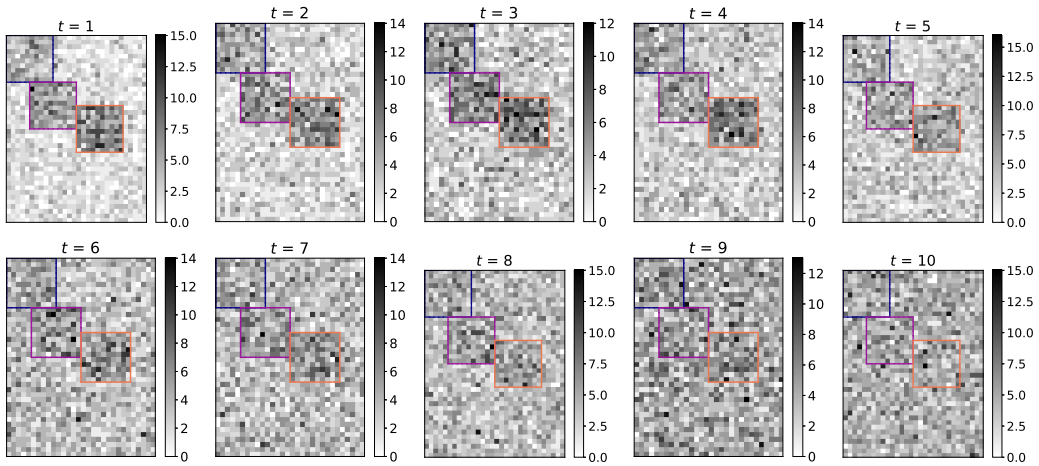


Figure 16: Examples of the observed data matrices for  $t = 1, \dots, 10$  (**Poisson case**).

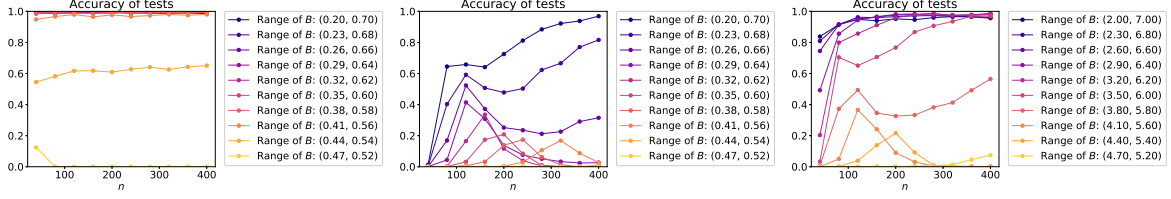


Figure 17: Accuracy of the proposed test in selecting the number of biclusters  $K$ , under 10 different mean parameter settings  $\{\mathbf{b}^{(1)}, \dots, \mathbf{b}^{(10)}\}$ . The left, center, and right figures, respectively, show the results where each entry of observed matrix  $A$  is generated from Gaussian, Bernoulli, and Poisson distributions.

#### 5.4 Goodness-of-fit test and model selection with practical data set

Finally, we applied the proposed test and the conventional LBM-based one [55] to Divorce Predictors data set [59] from UCI Machine Learning Repository [17], and compared the results. The rows and columns of the original observed matrix  $\tilde{A} \in \mathbb{R}^{170 \times 54}$  represent the 170 participants and 54 attributes, respectively, and each  $(i, j)$ th entry shows the Divorce Predictors Scale (DPS), which takes a value of  $0, 1, \dots, 4$ . According to [58], the original questionnaire was done based on the following five-factor scale: 0: “Never,” 1: “Rarely,” 2: “Occasionally,” 3: “Often,” and 4: “Always,” which is used as a score for Attributes 31 to 54. As for Attributes 1 to 30, this scale is reversed (i.e., 0 means “Always” and 4 means “Never”) so that higher values indicate higher divorce risk in all the attributes. Based on the original matrix  $\tilde{A}$ , we defined a binary data matrix  $A$  by setting  $A_{ij} = 1$  if  $\tilde{A}_{ij} \geq 2$  for the pair of  $i$ th participant and the  $j$ th attribute, and  $A_{ij} = 0$  otherwise. The upper left of Figure 18 shows the observed data matrix, where the meaning of each attribute index is shown in Table 1.

As for the proposed test, we applied it sequentially as in Section 5.3 with a significance level of  $\alpha = 0.01$  until some hypothetical number of biclusters was accepted. In the SA algorithm, we used the relative entropy function  $f$  in (102) and the cooling schedule of  $T_t = 0.9999^t$  for all  $t \geq 0$ . For each hypothetical number of biclusters  $K_0$ , we set the threshold at  $\epsilon^{\text{SA}} = 10^{-K_0/2.5-2}$ . Based on these settings, we applied Algorithm 2 for 30 times and adopted the best solution that achieved the maximum profile likelihood in the last step. Based on the estimated bicluster structure, we applied the proposed statistical test.

In regard to the conventional LBM-based test, we used the same settings as in [55]. That is, for each hypothetical set of row and column cluster numbers  $(K_0, H_0)$ , we estimated the regular-grid bicluster structure by applying the Ward’s hierarchical clustering method [54] to the rows and columns of observed matrix. Based on the estimated row and column cluster assignments, we applied the test in [55] with a significance level of  $\alpha = 0.01$ . We tried the multiple combinations of  $K_0$  and  $H_0$  in the following order:

$$(K_0, H_0) = (1, 1), (1, 2), (2, 1), (1, 3), (2, 2), (3, 1), \dots, \quad (107)$$

until the null hypothesis was accepted.

Based on the above settings, the estimated number of biclusters by the proposed test was 30, while the estimated set of row and column cluster numbers by the conventional one [55] was  $(14, 46)$  (i.e., the estimated number of biclusters was 644, aside from the background). The upper right and bottom of Figure 18, respectively, show the estimated bicluster structure when the null hypotheses were accepted by the proposed and the previous LBM-based tests. From these results, we see that the proposed test could capture the bicluster structure more flexibly than the previous regular-grid based one, and thereby accepted the smaller hypothetical number of biclusters.

More specifically, Figure 19 shows each estimated bicluster when the null hypothesis was accepted by the proposed test. Most of the estimated biclusters contained constant values (i.e., 0 or 1), except for Biclusters 0, 3, 18, 19, 23, and 28, and many biclusters consisted of small number (i.e., one or two)

of attributes. Aside from Biclusters 6 and 27, most of the rows (i.e., participants) in each bicluster belonged to the same class (i.e., divorced or married). Each estimated bicluster was composed of some homogeneous sets of rows and columns: for example, Bicluster 9 shows that there exists (mostly) married group of participants who gave small DPS (i.e.,  $\check{A}_{ij} \leq 1$ ) to the attributes 24 and 27, both of which are related to the knowledge about the stress of the spouse. From Bicluster 16, we also see that there exists divorced group of participants who gave large DPS (i.e.,  $\check{A}_{ij} \geq 2$ ) to many attributes, including the similarity with the spouse (e.g., attributes from 12 to 20) and the awareness about the spouse (e.g., attributes from 21 to 30).

## 6 Discussion

We discuss both the theoretical and practical perspectives of the two main contributions of this paper: the statistical test on the number of biclusters  $K$  and the consistent submatrix localization algorithm for estimating the bicluster structure of a given observed matrix.

In regard to the proposed statistical test on  $K$ , we derived the asymptotic behavior of the proposed test statistic  $T$  in both null and alternative cases, where the null number of biclusters might increase with the matrix size (as the condition given in (iv)). As in the previous regular-grid based test [55], it is an important future work to reveal the non-asymptotic property of the test statistic  $T$ , that is, its convergence rate to the  $TW_1$  distribution. To solve this problem, we need to derive the behavior of  $T$  in case that the submatrix localization algorithm does *not* output the correct bicluster structure, which requires more careful analysis. From a practical point of view, some studies [2, 31] have shown the effectiveness of analyzing a gene expression data matrix by assuming the existence of *order-preserving biclusters*, in which a set of rows (i.e., genes) shows a similar linear ordering of columns (i.e., conditions). Such definition of homogeneousness is different from that of ours, where we assume that each entry in a bicluster is generated in the i.i.d. sense. In addition, some practical relational data matrices (e.g., MovieLens [25] and Jester [21] data sets) contain missing entries. It is an important topic for future research to construct a statistical test on  $K$  for such cases and derive its theoretical guarantee.

As for the biclustering algorithm, the proposed test requires it to be consistent, that is, the probability that it outputs the correct bicluster structure converges to one in the limit of matrix size  $m \rightarrow \infty$ . To guarantee such consistency, we developed a profile-likelihood-based submatrix localization algorithm, and its approximated version based on a compressed observed matrix. Although the approximated version (i.e., Algorithm 2) needs fewer steps until convergence than the original Algorithm 1, there is some room for improvement in it. First, if the observed matrix compression has not been done successfully, the latter part of the SA algorithm cannot output the correct bicluster structure anymore. When using a probabilistic clustering method (e.g., k-means clustering) for compression, this problem would be alleviated by trying clustering multiple times, run the SA algorithm with each compressed observed matrix, and output the solution with the maximum profile likelihood. Second, it cannot compress the observed matrix size at all when  $K \geq \log(\max\{n, p\})/\log 2$ . In such cases, we need another method (e.g., changing the definition of the neighbors  $N(g)$  of the current state  $g$  in the SA algorithm) for reducing the computation complexity.

## 7 Conclusion

In this paper, we proposed a new statistical test on the number of biclusters in a given relational data matrix, and showed the asymptotic behavior of the proposed test statistic  $T$  in both null and alternative cases. Unlike the previous study [55], we can apply the proposed method when the underlying bicluster structure is not necessarily represented by a regular grid. This has been made possible by developing a consistent submatrix localization algorithm for such bicluster structure, that is, the probability that it outputs the correct bicluster structure converges to one. Moreover, to alleviate the slow convergence of such an algorithm, we proposed a heuristic approximation method by using a compressed observed matrix. Based on a bicluster structure estimated by such a consistent algorithm, we can compute the

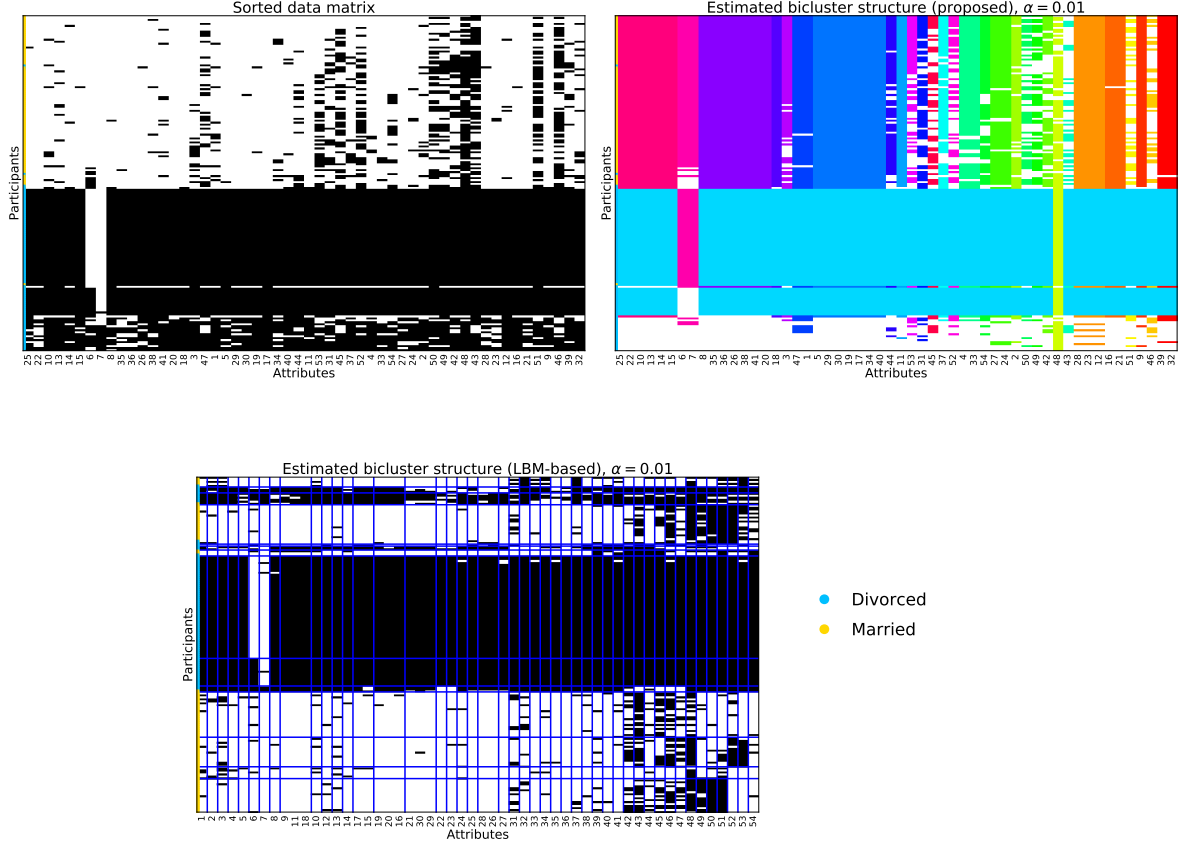


Figure 18: The sorted observed data matrix of the Divorce Predictors data set [59] (upper left) and its estimated bicluster structures when the null hypotheses were accepted by the proposed test (upper right) and the previous one (bottom). In the upper left and bottom figures, the black and white elements show one and zero, respectively. In the upper right figure, the sorting orders of the rows and columns are the same as in the upper left figure, and the color of each element shows its group index (the white elements were estimated as background), regardless of its value. In the bottom figure, the blue lines show the regular grid bicluster structure (note that in this figure, the sorting orders of the rows and columns are different from those of the upper left figure). The meaning of each attribute index is shown in Table 1.






Figure 19: Estimated biclusters of the observed matrix when the proposed test accepted the null hypothesis. The font color of the title corresponds to the bicluster color in Figure 18, and the left side color for each row shows the class of each participant in the bicluster, as in the legend of Figure 18.

Table 1: Attributes of the Divorce Predictors data set [59].

1	If one of us apologizes when our discussion deteriorates, the discussion ends.
2	I know we can ignore our differences, even if things get hard sometimes.
3	When we need it, we can take our discussions with my spouse from the beginning and correct it.
4	When I discuss with my spouse, to contact him will eventually work.
5	The time I spent with my wife is special for us.
6	We don't have time at home as partners.
7	We are like two strangers who share the same environment at home rather than family.
8	I enjoy our holidays with my wife.
9	I enjoy traveling with my wife.
10	Most of our goals are common to my spouse.
11	I think that one day in the future, when I look back, I see that my spouse and I have been in harmony with each other.
12	My spouse and I have similar values in terms of personal freedom.
13	My spouse and I have similar sense of entertainment.
14	Most of our goals for people (children, friends, etc.) are the same.
15	Our dreams with my spouse are similar and harmonious.
16	We're compatible with my spouse about what love should be.
17	We share the same views about being happy in our life with my spouse.
18	My spouse and I have similar ideas about how marriage should be.
19	My spouse and I have similar ideas about how roles should be in marriage.
20	My spouse and I have similar values in trust.
21	I know exactly what my wife likes.
22	I know how my spouse wants to be taken care of when she/he sick.
23	I know my spouse's favorite food.
24	I can tell you what kind of stress my spouse is facing in her/his life.
25	I have knowledge of my spouse's inner world.
26	I know my spouse's basic anxieties.
27	I know what my spouse's current sources of stress are.
28	I know my spouse's hopes and wishes.
29	I know my spouse very well.
30	I know my spouse's friends and their social relationships.
31	I feel aggressive when I argue with my spouse.
32	When discussing with my spouse, I usually use expressions such as 'you always' or 'you never.'
33	I can use negative statements about my spouse's personality during our discussions.
34	I can use offensive expressions during our discussions.
35	I can insult my spouse during our discussions.
36	I can be humiliating when we discussions.
37	My discussion with my spouse is not calm.
38	I hate my spouse's way of open a subject.
39	Our discussions often occur suddenly.
40	We're just starting a discussion before I know what's going on.
41	When I talk to my spouse about something, my calm suddenly breaks.
42	When I argue with my spouse, I only go out and I don't say a word.
43	I mostly stay silent to calm the environment a little bit.
44	Sometimes I think it's good for me to leave home for a while.
45	I'd rather stay silent than discuss with my spouse.
46	Even if I'm right in the discussion, I stay silent to hurt my spouse.
47	When I discuss with my spouse, I stay silent because I am afraid of not being able to control my anger.
48	I feel right in our discussions.
49	I have nothing to do with what I've been accused of.
50	I'm not actually the one who's guilty about what I'm accused of.
51	I'm not the one who's wrong about problems at home.
52	I wouldn't hesitate to tell my spouse about her/his inadequacy.
53	When I discuss, I remind my spouse of her/his inadequacy.
54	I'm not afraid to tell my spouse about her/his incompetence.

proposed test statistic  $T$  and perform the test on a given number of biclusters  $K_0$ . By sequentially testing  $K_0$  in an ascending order, we can select an appropriate number of biclusters in a given observed matrix. We experimentally showed the asymptotic behavior of the proposed test statistic  $T$  and its accuracy in selecting the correct number of biclusters with a synthetic data matrices, and we also analyzed the test result with a practical data set.

## Acknowledgments

TS was partially supported by JSPS KAKENHI (18K19793, 18H03201, and 20H00576), Japan Digital Design, and JST CREST.

## Appendix A Proof of Lemma 3.1

Let  $\mathcal{K}_\epsilon$  be a family of all biclusters and backgrounds with the proportion of  $\epsilon$  or more. Since there are  $2^{n+p}$  combinations of biclusters (without any size constraint), from assumption (iv), we have

$$|\mathcal{K}_\epsilon| \leq 2^{n+p} + 2^{K(n+p)} \leq O \left[ \exp \left( m^{\frac{43}{42}} \right) \right]. \quad (108)$$

To prove Lemma 3.1, we first show the following Lemma A.1.

**Lemma A.1.** *Under the assumptions in Sections 2 and 3, for any  $t > 0$ ,*

$$(K+1) \Pr \left[ \sup_{\hat{\mathcal{I}} \in \mathcal{K}_\epsilon} \frac{1}{|\hat{\mathcal{I}}|} \left| \sum_{(i,j) \in \hat{\mathcal{I}}} Z_{ij} \right| > t \right] \rightarrow 0, \quad (109)$$

in the limit of  $m \rightarrow \infty$ .

*Proof.* Let  $Y_{ij} \equiv Z_{ij} I \left( |Z_{ij}| \leq \epsilon_0 \sqrt{|\hat{\mathcal{I}}|} \right)$  for a given  $\epsilon_0 > 0$ . By definition, we have

$$\begin{aligned} |\mathbb{E}[Y_{ij}]| &= \left| \mathbb{E} \left[ Z_{ij}; |Z_{ij}| \leq \epsilon_0 \sqrt{|\hat{\mathcal{I}}|} \right] \right| = \left| \mathbb{E}[Z_{ij}] - \mathbb{E} \left[ Z_{ij}; |Z_{ij}| > \epsilon_0 \sqrt{|\hat{\mathcal{I}}|} \right] \right| \\ &= \left| \mathbb{E} \left[ Z_{ij}; |Z_{ij}| > \epsilon_0 \sqrt{|\hat{\mathcal{I}}|} \right] \right| \quad (\because \mathbb{E}[Z_{ij}] = 0) \\ &\leq \mathbb{E} \left[ |Z_{ij}|; |Z_{ij}| > \epsilon_0 \sqrt{|\hat{\mathcal{I}}|} \right] \leq \mathbb{E} \left[ \frac{|Z_{ij}|}{\epsilon_0 \sqrt{|\hat{\mathcal{I}}|}} |Z_{ij}|; |Z_{ij}| > \epsilon_0 \sqrt{|\hat{\mathcal{I}}|} \right] \\ &= \frac{1}{\epsilon_0 \sqrt{|\hat{\mathcal{I}}|}} \mathbb{E} \left[ Z_{ij}^2; |Z_{ij}| > \epsilon_0 \sqrt{|\hat{\mathcal{I}}|} \right] \leq \frac{1}{\epsilon_0 \sqrt{|\hat{\mathcal{I}}|}} \mathbb{E} [Z_{ij}^2] = \frac{1}{\epsilon_0 \sqrt{|\hat{\mathcal{I}}|}}, \end{aligned} \quad (110)$$

which results in that for any  $\epsilon_0 > 0$ ,

$$\sup_{\hat{\mathcal{I}} \in \mathcal{K}_\epsilon} \frac{1}{|\hat{\mathcal{I}}|} \left| \sum_{(i,j) \in \hat{\mathcal{I}}} \mathbb{E}[Y_{ij}] \right| \leq \sup_{\hat{\mathcal{I}} \in \mathcal{K}_\epsilon} \frac{1}{|\hat{\mathcal{I}}|} \sum_{(i,j) \in \hat{\mathcal{I}}} |\mathbb{E}[Y_{ij}]| \leq \sup_{\hat{\mathcal{I}} \in \mathcal{K}_\epsilon} \frac{1}{\epsilon_0 |\hat{\mathcal{I}}|^{\frac{1}{2}}} \leq \frac{1}{\epsilon_0 \sqrt{np\epsilon}} \rightarrow 0, \quad (111)$$

in the limit of  $m \rightarrow \infty$  (this holds from the assumption (b) that  $np\epsilon = \Omega \left( m^{\frac{29}{28}} \right)$ ). Therefore, for an arbitrary  $t > 0$ , there exists some (sufficiently large)  $m_{t,\epsilon_0}^{(1)} \in \mathbb{N}$  such that for  $n, p \geq m_{t,\epsilon_0}^{(1)}$ ,  $\sup_{\hat{\mathcal{I}} \in \mathcal{K}_\epsilon} \frac{1}{|\hat{\mathcal{I}}|} \left| \sum_{(i,j) \in \hat{\mathcal{I}}} \mathbb{E}[Y_{ij}] \right| < \frac{t}{2}$ .

By definition, we also have  $|Y_{ij}| \leq \epsilon_0 \sqrt{|\hat{\mathcal{I}}|}$  and thus  $|Y_{ij} - \mathbb{E}[Y_{ij}]| \leq |Y_{ij}| + \mathbb{E}[|Y_{ij}|] \leq 2\epsilon_0 \sqrt{|\hat{\mathcal{I}}|}$  holds almost surely. From Bernstein's inequality, for  $n, p \geq m_{t,\epsilon_0}^{(1)}$ ,

$$\begin{aligned} \Pr \left( \sum_{(i,j) \in \hat{\mathcal{I}}} Y_{ij} > t|\hat{\mathcal{I}}| \right) &= \Pr \left[ \sum_{(i,j) \in \hat{\mathcal{I}}} (Y_{ij} - \mathbb{E}[Y_{ij}]) > |\hat{\mathcal{I}}| \left( t - \frac{1}{|\hat{\mathcal{I}}|} \sum_{(i,j) \in \hat{\mathcal{I}}} \mathbb{E}[Y_{ij}] \right) \right] \\ &\leq \Pr \left[ \sum_{(i,j) \in \hat{\mathcal{I}}} (Y_{ij} - \mathbb{E}[Y_{ij}]) > \frac{t|\hat{\mathcal{I}}|}{2} \right] \leq \exp \left( - \frac{\frac{1}{8} t^2 |\hat{\mathcal{I}}|^2}{\sum_{(i,j) \in \hat{\mathcal{I}}} \mathbb{E}[(Y_{ij} - \mathbb{E}[Y_{ij}])^2] + \frac{1}{3} \epsilon_0 t |\hat{\mathcal{I}}|^{\frac{3}{2}}} \right) \\ &\leq \exp \left( - \frac{\frac{1}{8} t^2}{4\epsilon_0^2 + \frac{1}{3} \epsilon_0 t |\hat{\mathcal{I}}|^{-\frac{1}{2}}} \right) \quad [\because (Y_{ij} - \mathbb{E}[Y_{ij}])^2 \leq 4\epsilon_0^2 |\hat{\mathcal{I}}|]. \end{aligned} \quad (112)$$

and

$$\begin{aligned} \Pr \left( \sum_{(i,j) \in \hat{\mathcal{I}}} Y_{ij} < -t|\hat{\mathcal{I}}| \right) &= \Pr \left[ \sum_{(i,j) \in \hat{\mathcal{I}}} (Y_{ij} - \mathbb{E}[Y_{ij}]) < -|\hat{\mathcal{I}}| \left( t + \frac{1}{|\hat{\mathcal{I}}|} \sum_{(i,j) \in \hat{\mathcal{I}}} \mathbb{E}[Y_{ij}] \right) \right] \\ &\leq \Pr \left[ \sum_{(i,j) \in \hat{\mathcal{I}}} (-Y_{ij} - \mathbb{E}[-Y_{ij}]) > \frac{t|\hat{\mathcal{I}}|}{2} \right] \leq \exp \left( -\frac{\frac{1}{8}t^2}{4\epsilon_0^2 + \frac{1}{3}\epsilon_0 t|\hat{\mathcal{I}}|^{-\frac{1}{2}}} \right). \end{aligned} \quad (113)$$

By combining the results of (112) and (113), we have

$$\Pr \left( \frac{1}{|\hat{\mathcal{I}}|} \left| \sum_{(i,j) \in \hat{\mathcal{I}}} Y_{ij} \right| > t \right) \leq 2 \exp \left( -\frac{\frac{1}{8}t^2}{4\epsilon_0^2 + \frac{1}{3}\epsilon_0 t|\hat{\mathcal{I}}|^{-\frac{1}{2}}} \right), \quad (114)$$

which results in

$$\begin{aligned} \Pr \left( \sup_{\hat{\mathcal{I}} \in \mathcal{K}_\epsilon} \frac{1}{|\hat{\mathcal{I}}|} \left| \sum_{(i,j) \in \hat{\mathcal{I}}} Y_{ij} \right| > t \right) &\leq 2 \sum_{\hat{\mathcal{I}} \in \mathcal{K}_\epsilon} \exp \left( -\frac{\frac{1}{8}t^2}{4\epsilon_0^2 + \frac{1}{3}\epsilon_0 t|\hat{\mathcal{I}}|^{-\frac{1}{2}}} \right) \\ &\leq 2|\mathcal{K}_\epsilon| \exp \left( -\frac{\frac{1}{8}t^2}{4\epsilon_0^2 + \frac{1}{3}\epsilon_0 t(np\epsilon)^{-\frac{1}{2}}} \right) \leq O \left[ \exp \left( m^{\frac{43}{42}} \right) \right] \exp \left( -\frac{\frac{1}{8}t^2}{4\epsilon_0^2 + \frac{1}{3}\epsilon_0 t(np\epsilon)^{-\frac{1}{2}}} \right) \quad (\because (108)). \end{aligned} \quad (115)$$

Therefore, for  $n, p \geq m_{t, \epsilon_0}^{(1)}$ , we have

$$\begin{aligned} &\Pr \left[ \sup_{\hat{\mathcal{I}} \in \mathcal{K}_\epsilon} \frac{1}{|\hat{\mathcal{I}}|} \left| \sum_{(i,j) \in \hat{\mathcal{I}}} Z_{ij} \right| > t \right] \\ &\leq \Pr \left( Y_{ij} = Z_{ij} \text{ for all } (i,j) \in \hat{\mathcal{I}} \right) \Pr \left( \sup_{\hat{\mathcal{I}} \in \mathcal{K}_\epsilon} \frac{1}{|\hat{\mathcal{I}}|} \left| \sum_{(i,j) \in \hat{\mathcal{I}}} Y_{ij} \right| > t \right) + \Pr \left( \exists (i,j) \in \hat{\mathcal{I}}, \text{ s.t. } Y_{ij} \neq Z_{ij} \right) \\ &\leq \Pr \left( \sup_{\hat{\mathcal{I}} \in \mathcal{K}_\epsilon} \frac{1}{|\hat{\mathcal{I}}|} \left| \sum_{(i,j) \in \hat{\mathcal{I}}} Y_{ij} \right| > t \right) + \Pr \left( \exists (i,j) \in \hat{\mathcal{I}}, \text{ s.t. } Y_{ij} \neq Z_{ij} \right) \\ &\leq O \left[ \exp \left( m^{\frac{43}{42}} \right) \right] \exp \left( -\frac{\frac{1}{8}t^2}{4\epsilon_0^2 + \frac{1}{3}\epsilon_0 t(np\epsilon)^{-\frac{1}{2}}} \right) + \Pr \left( \exists (i,j) \in \hat{\mathcal{I}}, \text{ s.t. } Y_{ij} \neq Z_{ij} \right) \quad (\because (115)). \end{aligned} \quad (116)$$

From here, we will upper bound the second term in (116). From the assumption (b), for any  $\epsilon_0 > 0$ , there exists some (sufficiently large)  $m_{\epsilon_0}^{(2)} \in \mathbb{N}$  such that for  $n, p \geq m_{\epsilon_0}^{(2)}$ ,  $\epsilon_0 \sqrt{np\epsilon} > 1$  (and thus  $\epsilon_0 \sqrt{|\hat{\mathcal{I}}|} > 1$ ). From the additional sub-exponential assumption in the beginning of this section, for  $n, p \geq m_{\epsilon_0}^{(2)}$ ,

$$\begin{aligned} \Pr \left( \exists (i,j) \in \hat{\mathcal{I}}, \text{ s.t. } Y_{ij} \neq Z_{ij} \right) &\leq \sum_{(i,j) \in \hat{\mathcal{I}}} \Pr \left( |Z_{ij}| > \epsilon_0 \sqrt{|\hat{\mathcal{I}}|} \right) \\ &\leq \sum_{(i,j) \in \hat{\mathcal{I}}} \vartheta_{g_{ij}}^{-1} \exp \left[ -\left( \epsilon_0 \sqrt{|\hat{\mathcal{I}}|} \right)^{\vartheta_{g_{ij}}} \right] \leq (\epsilon_0^2 C^\vartheta)^{-1} \epsilon_0^2 |\hat{\mathcal{I}}| \exp \left[ -\left( \epsilon_0^2 |\hat{\mathcal{I}}| \right)^{\frac{C^\vartheta}{2}} \right], \end{aligned} \quad (117)$$

where  $C^\vartheta$  is a fixed constant that does not depend on the matrix size  $m$ .

Here, let us consider a function  $f(x) \equiv x \exp(-x^k)$  for  $x > 1$  and  $k > 0$ . Since the first derivative of  $f$  is given by  $f'(x) = (1 - kx^k) \exp(-x^k)$ , for  $(\frac{1}{k})^{\frac{1}{k}} \leq x$ , we have  $f'(x) \leq 0$ . Therefore, from the assumption (b), there exists some (sufficiently large)  $m_{\epsilon_0, C^\vartheta}^{(3)} \in \mathbb{N}$  such that for  $n, p \geq m_{\epsilon_0, C^\vartheta}^{(3)}$ ,

$$\epsilon_0^2 |\hat{\mathcal{I}}| \exp \left[ - \left( \epsilon_0^2 |\hat{\mathcal{I}}| \right)^{\frac{C^\vartheta}{2}} \right] \leq np\epsilon\epsilon_0^2 \exp \left[ - \left( np\epsilon\epsilon_0^2 \right)^{\frac{C^\vartheta}{2}} \right]. \quad (118)$$

Therefore, by defining that  $m_{\epsilon_0, C^\vartheta}^{(4)} \equiv \max \left\{ m_{\epsilon_0}^{(2)}, m_{\epsilon_0, C^\vartheta}^{(3)} \right\}$ , for  $n, p \geq m_{\epsilon_0, C^\vartheta}^{(4)}$ , the following inequality holds:

$$\Pr \left( \exists (i, j) \in \hat{\mathcal{I}}, \text{ s.t. } Y_{ij} \neq Z_{ij} \right) \leq \frac{np\epsilon}{C^\vartheta} \exp \left[ - \left( np\epsilon\epsilon_0^2 \right)^{\frac{C^\vartheta}{2}} \right]. \quad (119)$$

Let  $m_{t, \epsilon_0, C^\vartheta} \equiv \max \left\{ m_{t, \epsilon_0}^{(1)}, m_{\epsilon_0, C^\vartheta}^{(4)} \right\}$ . By substituting (119) into (116), for  $n, p \geq m_{t, \epsilon_0, C^\vartheta}$ ,

$$\begin{aligned} \Pr \left[ \sup_{\hat{\mathcal{I}} \in \mathcal{K}_\epsilon} \frac{1}{|\hat{\mathcal{I}}|} \left| \sum_{(i, j) \in \hat{\mathcal{I}}} Z_{ij} \right| > t \right] &\leq O \left[ \exp \left( m_{\epsilon_0}^{\frac{43}{42}} - \frac{\frac{1}{8}t^2}{4\epsilon_0^2 + \frac{1}{3}\epsilon_0 t (np\epsilon)^{-\frac{1}{2}}} \right) \right] + \frac{np\epsilon}{C^\vartheta} \exp \left[ - \left( np\epsilon\epsilon_0^2 \right)^{\frac{C^\vartheta}{2}} \right] \\ &\leq O \left[ \exp \left( m_{\epsilon_0}^{\frac{43}{42}} - \frac{\frac{1}{8}t^2}{4\epsilon_0^2 + \frac{1}{3}\epsilon_0 t m^{-\frac{29}{36}}} \right) \right] + \frac{np\epsilon}{C^\vartheta} \exp \left[ - \left( np\epsilon\epsilon_0^2 \right)^{\frac{C^\vartheta}{2}} \right] \end{aligned} \quad (120)$$

By taking  $\epsilon_0 = m^{-\frac{173}{336}}$ , for example, and using the assumption that  $np\epsilon = O \left( m^{\frac{22}{21}} \right)$  and  $np\epsilon = \Omega \left( m^{\frac{29}{28}} \right)$ , we have

$$\begin{aligned} \Pr \left[ \sup_{\hat{\mathcal{I}} \in \mathcal{K}_\epsilon} \frac{1}{|\hat{\mathcal{I}}|} \left| \sum_{(i, j) \in \hat{\mathcal{I}}} Z_{ij} \right| > t \right] &\leq O \left\{ \exp \left( m_{\epsilon_0}^{\frac{43}{42}} - \frac{\frac{1}{8}t^2 m^{\frac{173}{168}}}{4 + \frac{1}{3}tm^{-\frac{1}{336}}} \right) + np\epsilon \exp \left[ - \left( np\epsilon\epsilon_0^2 \right)^{\frac{C^\vartheta}{2}} \right] \right\} \\ &\leq O \left\{ \exp \left( m_{\epsilon_0}^{\frac{43}{42}} - \frac{\frac{1}{8}t^2 m^{\frac{173}{168}}}{4 + \frac{1}{3}tm^{-\frac{1}{336}}} \right) + m^{\frac{22}{21}} \exp \left[ - \left( m^{\frac{1}{168}} \right)^{\frac{C^\vartheta}{2}} \right] \right\}. \end{aligned} \quad (121)$$

Therefore, from assumption (iv), we have

$$\begin{aligned} (K+1) \Pr \left[ \sup_{\hat{\mathcal{I}} \in \mathcal{K}_\epsilon} \frac{1}{|\hat{\mathcal{I}}|} \left| \sum_{(i, j) \in \hat{\mathcal{I}}} Z_{ij} \right| > t \right] \\ \leq O \left\{ m^{\frac{1}{42}} \exp \left( m_{\epsilon_0}^{\frac{43}{42}} - \frac{\frac{1}{8}t^2 m^{\frac{173}{168}}}{4 + \frac{1}{3}tm^{-\frac{1}{336}}} \right) + m^{\frac{45}{42}} \exp \left[ - \left( m^{\frac{1}{168}} \right)^{\frac{C^\vartheta}{2}} \right] \right\} \rightarrow 0, \end{aligned} \quad (122)$$

in the limit of  $m \rightarrow \infty$ , which concludes the proof.  $\square$

From now on, we will prove Lemma 3.1 based on the result of Lemma A.1.

**Lemma A.2.** *Under the assumptions in Sections 2 and 3,  $\sup_{\hat{g} \in \mathcal{J}_\epsilon} |F(\hat{g}) - \bar{F}(\hat{g})|$  converges in probability to zero in the limit of  $m \rightarrow \infty$ .*

*Proof.* Let  $\mathbf{r} \equiv \hat{\mathbf{b}} - \bar{\mathbf{b}}$ , which represents the difference between sample and population means of each **estimated** group. Based on such definition, we have

$$\begin{aligned}
\Pr \left( \sup_{\hat{g} \in \mathcal{J}_\epsilon} \|\mathbf{r}\|_\infty > t \right) &= \Pr \left( \sup_{\hat{g} \in \mathcal{J}_\epsilon} \max_{k=0,1,\dots,K} |\hat{b}_k - \bar{b}_k| > t \right) \\
&\leq \Pr \left[ \left( \sup_{\hat{g} \in \mathcal{J}_\epsilon} |\hat{b}_0 - \bar{b}_0| > t \right) \cup \dots \cup \left( \sup_{\hat{g} \in \mathcal{J}_\epsilon} |\hat{b}_K - \bar{b}_K| > t \right) \right] \leq \sum_{k=0}^K \Pr \left( \sup_{\hat{g} \in \mathcal{J}_\epsilon} |\hat{b}_k - \bar{b}_k| > t \right) \\
&\leq \sum_{k=0}^K \Pr \left[ \sup_{\hat{\mathcal{I}} \in \mathcal{K}_\epsilon} \frac{1}{|\hat{\mathcal{I}}|} \left| \sum_{(i,j) \in \hat{\mathcal{I}}} (A_{ij} - P_{ij}) \right| > t \right] = (K+1) \Pr \left[ \sup_{\hat{\mathcal{I}} \in \mathcal{K}_\epsilon} \frac{1}{|\hat{\mathcal{I}}|} \left| \sum_{(i,j) \in \hat{\mathcal{I}}} (A_{ij} - P_{ij}) \right| > t \right] \\
&= (K+1) \Pr \left[ \sup_{\hat{\mathcal{I}} \in \mathcal{K}_\epsilon} \frac{1}{|\hat{\mathcal{I}}|} \left| \sum_{(i,j) \in \hat{\mathcal{I}}} \sigma_{ij} Z_{ij} \right| > t \right] \\
&\leq (K+1) \Pr \left[ \sup_{\hat{\mathcal{I}} \in \mathcal{K}_\epsilon} \frac{1}{|\hat{\mathcal{I}}|} \left| \sum_{(i,j) \in \hat{\mathcal{I}}} Z_{ij} \right| > \frac{t}{\max_{k=0,1,\dots,K} S_k} \right]. \tag{123}
\end{aligned}$$

From Lemma A.1 and the assumption (ii), the right side of (123) converges to zero in the limit of  $m \rightarrow \infty$ .

From the assumption that  $f$  is continuous on  $\mathcal{S}_1$ , differentiable on  $\mathcal{S}_2$ , and its first derivative is bounded on  $\mathcal{S}_2$ , by mean value theorem,

$$\begin{aligned}
|F(\hat{g}) - \bar{F}(\hat{g})| &= \left| \sum_{k=0}^K \hat{p}_k [f(\hat{b}_k) - f(\bar{b}_k)] \right| \leq \sum_{k=0}^K \hat{p}_k |f(\hat{b}_k) - f(\bar{b}_k)| \leq \left( \sup_{x \in \mathcal{S}_2} |f'(x)| \right) \sum_{k=0}^K \hat{p}_k |\hat{b}_k - \bar{b}_k| \\
&\leq \left( \sup_{x \in \mathcal{S}_2} |f'(x)| \right) \sum_{k=0}^K \hat{p}_k \left( \max_{k=0,1,\dots,K} |\hat{b}_k - \bar{b}_k| \right) = \left( \sup_{x \in \mathcal{S}_2} |f'(x)| \right) \|\mathbf{r}\|_\infty. \tag{124}
\end{aligned}$$

By combining (123) and (124),  $\sup_{\hat{g} \in \mathcal{J}_\epsilon} |F(\hat{g}) - \bar{F}(\hat{g})|$  converges in probability to zero.  $\square$

## Appendix B Proof of Lemma 3.2

**Lemma B.1.** Under the assumptions in Sections 2 and 3, for all  $\delta > 0$ , if  $C \notin \mathcal{P}_\delta$ ,

$$\bar{F}(\hat{g}) - \bar{F}(g) \leq -\frac{\kappa_0 \delta}{4} (C^{\mathbf{b}})^2, \tag{125}$$

where  $\kappa_0 \equiv \inf_{x \in \mathcal{T}} f''(x) > 0$  and  $C^{\mathbf{b}}$  is a constant that satisfies the condition in assumption (ii).

*Proof.* Let  $\mathbf{d} \equiv (d_k)_{0 \leq k \leq K}$  with  $d_k \equiv f(b_k)$ , and let  $w_k \equiv C_{k\bar{k}} / (C^\top \mathbf{u})_{\bar{k}}$  for each  $k \in \{0, 1, \dots, K\}$ . By definition,  $w_k \geq 0$  for all  $k$  and  $\sum_{k=0}^K w_k = 1$ . We also define that

$$\mathcal{T} \equiv (\min\{b_0, b_1, \dots, b_K, \bar{b}_{\bar{k}}\}, \max\{b_0, b_1, \dots, b_K, \bar{b}_{\bar{k}}\}) = \left( \min_{k=0,1,\dots,K} b_k, \max_{k=0,1,\dots,K} b_k \right). \tag{126}$$

From Taylor's theorem, there exists some  $\theta \in \mathcal{T}_k \equiv (\min\{b_k, \bar{b}_{\bar{k}}\}, \max\{b_k, \bar{b}_{\bar{k}}\})$  such that

$$\begin{aligned}
f(b_k) &= f(\bar{b}_{\bar{k}}) + f'(\bar{b}_{\bar{k}})(b_k - \bar{b}_{\bar{k}}) + \frac{f''(\theta)}{2} (b_k - \bar{b}_{\bar{k}})^2 \\
&\geq f(\bar{b}_{\bar{k}}) + f'(\bar{b}_{\bar{k}})(b_k - \bar{b}_{\bar{k}}) + \frac{\inf_{x \in \mathcal{T}_k} f''(x)}{2} (b_k - \bar{b}_{\bar{k}})^2. \tag{127}
\end{aligned}$$

From (127), we have

$$\begin{aligned} \frac{(C^\top \mathbf{d})_{\bar{k}}}{(C^\top \mathbf{u})_{\bar{k}}} - f(\bar{b}_{\bar{k}}) &= \sum_{k=0}^K w_k f(b_k) - f(\bar{b}_{\bar{k}}) \\ &\geq \sum_{k=0}^K w_k \left[ f'(\bar{b}_{\bar{k}})(b_k - \bar{b}_{\bar{k}}) + \frac{\kappa_0}{2} (b_k - \bar{b}_{\bar{k}})^2 \right], \end{aligned} \quad (128)$$

where  $\kappa_0 \equiv \inf_{x \in \mathcal{T}} f''(x) > 0$ . For the first term in the right side of (128), we have

$$\sum_{k=0}^K w_k f'(\bar{b}_{\bar{k}})(b_k - \bar{b}_{\bar{k}}) = f'(\bar{b}_{\bar{k}}) \left( \sum_{k=0}^K w_k b_k - \bar{b}_{\bar{k}} \right) = 0 \quad (\because \text{definition of } \bar{b}_{\bar{k}} \text{ in (13)}). \quad (129)$$

By substituting (129) into (128), we have

$$\frac{(C^\top \mathbf{d})_{\bar{k}}}{(C^\top \mathbf{u})_{\bar{k}}} - f(\bar{b}_{\bar{k}}) \geq \frac{\kappa_0}{2} \sum_{k=0}^K w_k (b_k - \bar{b}_{\bar{k}})^2. \quad (130)$$

By definition, if  $C \notin \mathcal{P}_\delta$ , there exists a set  $(k_1, k_2, \tilde{k})$  that satisfies  $k_1 \neq k_2$  and  $C_{k_1 \tilde{k}} C_{k_2 \tilde{k}} \geq \delta$ . Therefore, if  $C \notin \mathcal{P}_\delta$ , we can lower bound the right side of (130) by

$$\begin{aligned} \frac{(C^\top \mathbf{d})_{\bar{k}}}{(C^\top \mathbf{u})_{\bar{k}}} - f(\bar{b}_{\bar{k}}) &\geq \frac{\kappa_0}{2} \sum_{k=0}^K w_k (b_k - \bar{b}_{\bar{k}})^2 \geq \kappa_0 \left[ \frac{1}{2} w_{k_1} (b_{k_1} - \bar{b}_{\bar{k}})^2 + \frac{1}{2} w_{k_2} (b_{k_2} - \bar{b}_{\bar{k}})^2 \right] \\ &= \frac{\kappa_0}{(C^\top \mathbf{u})_{\bar{k}}} \left[ \frac{1}{2} C_{k_1 \tilde{k}} (b_{k_1} - \bar{b}_{\bar{k}})^2 + \frac{1}{2} C_{k_2 \tilde{k}} (b_{k_2} - \bar{b}_{\bar{k}})^2 \right] \\ &\geq \frac{\kappa_0 C_{k_1 \tilde{k}} C_{k_2 \tilde{k}}}{(C^\top \mathbf{u})_{\bar{k}}} \left[ \frac{1}{2} (b_{k_1} - \bar{b}_{\bar{k}})^2 + \frac{1}{2} (b_{k_2} - \bar{b}_{\bar{k}})^2 \right] \quad (\because 0 < C_{k_1 \tilde{k}}, C_{k_2 \tilde{k}} \leq 1) \\ &\geq \frac{\kappa_0 C_{k_1 \tilde{k}} C_{k_2 \tilde{k}}}{(C^\top \mathbf{u})_{\bar{k}}} \left[ \frac{1}{2} (b_{k_1} - \bar{b}_{\bar{k}}) + \frac{1}{2} (\bar{b}_{\bar{k}} - b_{k_2}) \right]^2 = \frac{\kappa_0 C_{k_1 \tilde{k}} C_{k_2 \tilde{k}}}{4 (C^\top \mathbf{u})_{\bar{k}}} (b_{k_1} - b_{k_2})^2 \\ &\geq \frac{\kappa_0 \delta}{4 (C^\top \mathbf{u})_{\bar{k}}} (b_{k_1} - b_{k_2})^2 \quad (\because C_{k_1 \tilde{k}} C_{k_2 \tilde{k}} \geq \delta) \\ &\iff (C^\top \mathbf{u})_{\bar{k}} f(\bar{b}_{\bar{k}}) - (C^\top \mathbf{d})_{\bar{k}} \leq -\frac{\kappa_0 \delta}{4} (b_{k_1} - b_{k_2})^2 \quad [\because (C^\top \mathbf{u})_{\bar{k}} \geq 0] \\ &\iff \hat{p}_{\bar{k}} f(\bar{b}_{\bar{k}}) - \sum_{k=0}^K C_{k \tilde{k}} f(b_k) \leq -\frac{\kappa_0 \delta}{4} (b_{k_1} - b_{k_2})^2 \\ &\implies \hat{p}_{\bar{k}} f(\bar{b}_{\bar{k}}) - \sum_{k=0}^K C_{k \tilde{k}} f(b_k) \leq -\frac{\kappa_0 \delta}{4} (C^\mathbf{b})^2 \quad (\because \text{assumption (ii)}). \end{aligned} \quad (131)$$

For  $k' \neq \tilde{k}$ , by defining  $w_k \equiv C_{k k'} / (C^\top \mathbf{u})_{k'}$ , the following inequality holds:

$$\begin{aligned} \frac{(C^\top \mathbf{d})_{k'}}{(C^\top \mathbf{u})_{k'}} - f(\bar{b}_{k'}) &\geq \frac{\kappa_0}{2} \sum_{k=0}^K w_k (b_k - \bar{b}_{k'})^2 \geq 0 \\ &\iff \hat{p}_{k'} f(\bar{b}_{k'}) - \sum_{k=0}^K C_{k k'} f(b_k) \leq 0. \end{aligned} \quad (132)$$

By combining (131) and (132), we have

$$\sum_{k'=0}^K \hat{p}_{k'} f(\bar{b}_{k'}) - \sum_{k'=0}^K \sum_{k=0}^K C_{k k'} f(b_k) \leq -\frac{\kappa_0 \delta}{4} (C^\mathbf{b})^2, \quad (133)$$



which is equivalent to the statement of Lemma 3.2.  $\square$

## Appendix C Proof of $|\tilde{s}_k - s_k| = O_p\left(\frac{1}{\sqrt{|\mathcal{I}_k|}}\right)$ .

Let  $A^{(k)}$ ,  $P^{(k)}$ , and  $\tilde{P}^{(k)}$ , respectively, be the  $k$ th **null** bicluster ( $k = 1, \dots, K$ ) or background ( $k = 0$ ) of matrices  $A$ ,  $P$ , and  $\tilde{P}$ .

**Lemma C1.** *Under the assumption that the fourth moment of the noise  $Z_{ij}$  is bounded ( $\mathbb{E}[Z_{ij}^4] < \infty$ ),*

$$|\tilde{s}_k - s_k| = O_p\left(\frac{1}{\sqrt{|\mathcal{I}_k|}}\right), \quad (134)$$

where  $\tilde{s}_k$  is defined as in (6) and  $\mathcal{I}_k \equiv \{(i, j) : g_{ij} = k\}$  (i.e., the set of entries in the  $k$ th group).

*Proof.* By definition, we have

$$\begin{aligned} \tilde{s}_k^2 &\equiv \frac{1}{|\mathcal{I}_k|} \sum_{(i,j) \in \mathcal{I}_k} \left(A_{ij}^{(k)} - \tilde{b}_k\right)^2 = \frac{1}{|\mathcal{I}_k|} \sum_{(i,j) \in \mathcal{I}_k} \left[\left(A_{ij}^{(k)}\right)^2 - \tilde{b}_k^2\right] \\ &= \frac{1}{|\mathcal{I}_k|} \sum_{(i,j) \in \mathcal{I}_k} \left[\left(A_{ij}^{(k)}\right)^2 - \tilde{b}_k^2\right] - \frac{1}{|\mathcal{I}_k|} 2b_k \sum_{(i,j) \in \mathcal{I}_k} \left(A_{ij}^{(k)} - \tilde{b}_k\right) \\ &= \frac{1}{|\mathcal{I}_k|} \sum_{(i,j) \in \mathcal{I}_k} \left(A_{ij}^{(k)} - b_k\right)^2 - \left(b_k - \tilde{b}_k\right)^2, \end{aligned} \quad (135)$$

where  $\tilde{b}_k \equiv \frac{1}{|\mathcal{I}_k|} \sum_{(i,j) \in \mathcal{I}_k} A_{ij}^{(k)}$ .

From (135), we have

$$\begin{aligned} \tilde{s}_k^2 - s_k^2 &= \frac{1}{|\mathcal{I}_k|} \sum_{(i,j) \in \mathcal{I}_k} \left(A_{ij}^{(k)} - b_k\right)^2 - s_k^2 - \left(b_k - \tilde{b}_k\right)^2 \\ &= \frac{1}{|\mathcal{I}_k|} \sum_{(i,j) \in \mathcal{I}_k} Y_{ij}^{(k)} - \left(b_k - \tilde{b}_k\right)^2, \end{aligned} \quad (136)$$

where used the notation that  $Y_{ij}^{(k)} \equiv \left(A_{ij}^{(k)} - b_k\right)^2 - s_k^2$ . From the assumption that the entries  $\left(A_{ij}^{(k)}\right)_{(i,j) \in \mathcal{I}_k}$  are generated in the i.i.d. sense in each  $k$ th group, the random variables  $\left(Y_{ij}^{(k)}\right)_{(i,j) \in \mathcal{I}_k}$  are also independent, and their expectations and variances satisfy

$$\begin{aligned} \mathbb{E}\left[Y_{ij}^{(k)}\right] &= \mathbb{E}\left[\left(A_{ij}^{(k)} - b_k\right)^2\right] - s_k^2 = 0, \\ \mathbb{V}\left[Y_{ij}^{(k)}\right] &= \mathbb{E}\left[\left(Y_{ij}^{(k)}\right)^2\right] = \mathbb{E}\left[\left\{\left(A_{ij}^{(k)} - b_k\right)^2 - s_k^2\right\}^2\right] = s_k^4 \left(\mathbb{E}\left[\left(Z_{ij}^{(k)}\right)^4\right] - 1\right), \end{aligned} \quad (137)$$

which results in

$$\begin{aligned} \mathbb{E}\left[\frac{1}{|\mathcal{I}_k|} \sum_{(i,j) \in \mathcal{I}_k} Y_{ij}^{(k)}\right] &= 0, \\ \mathbb{V}\left[\frac{1}{|\mathcal{I}_k|} \sum_{(i,j) \in \mathcal{I}_k} Y_{ij}^{(k)}\right] &= \frac{1}{|\mathcal{I}_k|} s_k^4 \left(\mathbb{E}\left[\left(Z_{ij}^{(k)}\right)^4\right] - 1\right). \end{aligned} \quad (138)$$

From (138) and Chebyshev's inequality, for all  $t > 0$ , we have

$$\Pr \left[ \left| \frac{1}{|\mathcal{I}_k|} \sum_{(i,j) \in \mathcal{I}_k} Y_{ij}^{(k)} \right| \geq t \sqrt{\frac{1}{|\mathcal{I}_k|} s_k^4 \left( \mathbb{E} \left[ \left( Z_{ij}^{(k)} \right)^4 \right] - 1 \right)} \right] \leq \frac{1}{t^2}, \quad (139)$$

which results in

$$\left| \frac{1}{|\mathcal{I}_k|} \sum_{(i,j) \in \mathcal{I}_k} Y_{ij}^{(k)} \right| = O_p \left( \frac{1}{\sqrt{|\mathcal{I}_k|}} \right). \quad (140)$$

from the assumption of  $\mathbb{E} \left[ \left( Z_{ij}^{(k)} \right)^4 \right] < \infty$ .

As for the second term in (136), we have

$$\left( b_k - \tilde{b}_k \right)^2 = \left[ \frac{1}{|\mathcal{I}_k|} \sum_{(i,j) \in \mathcal{I}_k} \left( P_{ij}^{(k)} - A_{ij}^{(k)} \right) \right]^2 = \frac{s_k^2}{|\mathcal{I}_k|^2} \left( \sum_{(i,j) \in \mathcal{I}_k} Z_{ij}^{(k)} \right)^2. \quad (141)$$

From (141), we have

$$\mathbb{E} \left[ \left( b_k - \tilde{b}_k \right)^2 \right] = \frac{s_k^2}{|\mathcal{I}_k|^2} \mathbb{E} \left[ \left( \sum_{(i,j) \in \mathcal{I}_k} Z_{ij}^{(k)} \right)^2 \right] = \frac{s_k^2}{|\mathcal{I}_k|^2} \mathbb{V} \left[ \sum_{(i,j) \in \mathcal{I}_k} Z_{ij}^{(k)} \right] = \frac{s_k^2}{|\mathcal{I}_k|}, \quad (142)$$

since  $Z_{ij}^{(k)}$  has a unit variance.

From (142) and Markov's inequality, we have

$$\forall t > 0, \Pr \left[ \left( b_k - \tilde{b}_k \right)^2 \geq t \right] \leq \frac{s_k^2}{|\mathcal{I}_k|} \frac{1}{t} \iff \forall t' > 0, \Pr \left[ \left( b_k - \tilde{b}_k \right)^2 \geq \frac{s_k^2}{|\mathcal{I}_k|} t' \right] \leq \frac{1}{t'}, \quad (143)$$

which results in

$$\left( b_k - \tilde{b}_k \right)^2 = O_p \left( \frac{1}{|\mathcal{I}_k|} \right). \quad (144)$$

Using (140), (144), and (136), we finally obtain

$$|\tilde{s}_k^2 - s_k^2| \leq \left| \frac{1}{|\mathcal{I}_k|} \sum_{(i,j) \in \mathcal{I}_k} Y_{ij}^{(k)} \right| + \left| \left( b_k - \tilde{b}_k \right)^2 \right| = O_p \left( \frac{1}{\sqrt{|\mathcal{I}_k|}} \right), \quad (145)$$

which results in

$$|\tilde{s}_k - s_k| = \frac{|\tilde{s}_k^2 - s_k^2|}{|\tilde{s}_k + s_k|}. \quad (146)$$

From (145), we see that  $\tilde{s}_k$  converges in probability to  $s_k$ , and thus  $\frac{1}{|\tilde{s}_k + s_k|}$  converges in probability to  $\frac{1}{2s_k} > 0$ . Therefore, we have

$$|\tilde{s}_k - s_k| = O_p \left( \frac{1}{\sqrt{|\mathcal{I}_k|}} \right), \quad (147)$$

which concludes the proof.  $\square$

## References

- [1] S. Balakrishnan, M. Kolar, A. Rinaldo, A. Singh, and L. Wasserman. Statistical and computational tradeoffs in biclustering. In *NIPS 2011 workshop on computational trade-offs in statistical learning*, 2011.
- [2] A. Ben-Dor, B. Chor, R. Karp, and Z. Yakhini. Discovering local structure in gene expression data: the order-preserving submatrix problem. In *Proceedings of the Sixth Annual International Conference on Computational Biology*, pages 49–57, 2002.
- [3] P. J. Bickel and P. Sarkar. Hypothesis testing for automated community detection in networks. *Journal of the Royal Statistical Society: Series B (Statistical Methodology)*, 78(1):253–273, 2016.
- [4] A. Bloemendal, A. Knowles, H.-T. Yau, and J. Yin. On the principal components of sample covariance matrices. *Probability Theory and Related Fields*, 164:459–552, 2016.
- [5] M. Brennan, G. Bresler, and W. Huleihel. Reducibility and computational lower bounds for problems with planted sparse structure. In *Proceedings of the 31st Conference On Learning Theory*, volume 75 of *Proceedings of Machine Learning Research*, pages 48–166, 2018.
- [6] M. Brennan, G. Bresler, and W. Huleihel. Universality of computational lower bounds for submatrix detection. In *Proceedings of the 32nd Conference On Learning Theory*, volume 99 of *Proceedings of Machine Learning Research*, pages 417–468, 2019.
- [7] C. Butucea and Y. I. Ingster. Detection of a sparse submatrix of a high-dimensional noisy matrix. *Bernoulli*, 19(5B):2652–2688, 2013.
- [8] C. Butucea, Y. I. Ingster, and I. A. Suslina. Sharp variable selection of a sparse submatrix in a high-dimensional noisy matrix. *ESAIM: Probability and Statistics*, 19:115–134, 2015.
- [9] T. T. Cai, T. Liang, and A. Rakhlin. Computational and statistical boundaries for submatrix localization in a large noisy matrix. *Annals of Statistics*, 45(4):1403–1430, 2017.
- [10] T. T. Cai and Y. Wu. Statistical and computational limits for sparse matrix detection. *Annals of Statistics*, 48(3):1593–1614, 2020.
- [11] T. Chekouo and A. Murua. The penalized biclustering model and related algorithms. *Journal of Applied Statistics*, 42(6):1255–1277, 2015.
- [12] T. Chekouo, A. Murua, and W. Raftery. The Gibbs-plaid biclustering model. *Annals of Applied Statistics*, 9(3):1643–1670, 2015.
- [13] Y. Chen and J. Xu. Statistical-computational tradeoffs in planted problems and submatrix localization with a growing number of clusters and submatrices. *Journal of Machine Learning Research*, 17(27):1–57, 2016.
- [14] W. J. Conover. *Practical Nonparametric Statistics*. John Wiley & Sons, New York, 1999.
- [15] M. Corneli, P. Latouche, and F. Rossi. Exact ICL maximization in a non-stationary time extension of the latent block model for dynamic networks. In *Proceedings of the 23-th European Symposium on Artificial Neural Networks, Computational Intelligence and Machine Learning*, pages 225–230, 2015.
- [16] I. S. Dhillon. Co-clustering documents and words using bipartite spectral graph partitioning. In *Proceedings of the 7th ACM SIGKDD International Conference on Knowledge Discovery and Data Mining*, pages 269–274, 2001.

- [17] D. Dua and C. Graff. UCI machine learning repository. <http://archive.ics.uci.edu/ml>, 2017. University of California, Irvine, School of Information and Computer Sciences.
- [18] D. E. Duffy and adolfo J Quiroz. A permutation-based algorithm for block clustering. *Journal of Classification*, 8:65–91, 1991.
- [19] C. J. Flynn and P. O. Perry. Profile likelihood biclustering. *Electronic Journal of Statistics*, 14(1):731–768, 2020.
- [20] F. O. D. França. Scalable overlapping co-clustering of word-document data. In *2012 11th International Conference on Machine Learning and Applications*, pages 464–467, 2012.
- [21] K. Goldberg, T. Roeder, D. Gupta, and C. Perkins. Eigentaste: A constant time collaborative filtering algorithm. *Information Retrieval*, 4(2):133–151, 2001.
- [22] B. Hajek. Cooling schedules for optimal annealing. *Mathematics of Operations Research*, 13(2):311–329, 1988.
- [23] B. Hajek, Y. Wu, and J. Xu. Information limits for recovering a hidden community. *IEEE Transactions on Information Theory*, 63(8):4729–4745, 2017.
- [24] B. Hajek, Y. Wu, and J. Xu. Submatrix localization via message passing. *Journal of Machine Learning Research*, 18(186):1–52, 2018.
- [25] F. M. Harper and J. A. Konstan. The MovieLens datasets: History and context. *ACM Transactions on Interactive Intelligent Systems*, 5(4):1–19, 2015.
- [26] J. A. Hartigan. Direct clustering of a data matrix. *Journal of the American Statistical Association*, 67(337):123–129, 1972.
- [27] S. Hochreiter, U. Bodenhofer, M. Heusel, A. Mayr, A. Mitterecker, A. Kasim, T. Khamiakova, S. V. Sanden, D. Lin, W. Talloen, L. Bijmens, H. W. H. Göhlmann, Z. Shkedy, and D.-A. Clevert. FABIA: factor analysis for bicluster acquisition. *Bioinformatics*, 26(12):1520–1527, 2010.
- [28] J. Hu, J. Zhang, H. Qin, T. Yan, and J. Zhu. Using maximum entry-wise deviation to test the goodness of fit for stochastic block models. *Journal of the American Statistical Association*, 0(0):1–10, 2020.
- [29] M. Kolar, S. Balakrishnan, A. Rinaldo, and A. Singh. Minimax localization of structural information in large noisy matrices. In *Advances in Neural Information Processing Systems*, volume 24, pages 909–917, 2011.
- [30] J. Lei. A goodness-of-fit test for stochastic block models. *The Annals of Statistics*, 44(1):401–424, 2016.
- [31] J. Liu, J. Yang, and W. Wang. Biclustering in gene expression data by tendency. In *Proceedings of 2004 IEEE Computational Systems Bioinformatics Conference*, pages 182–193, 2004.
- [32] Y. Liu and J. Guo. Distribution-free, size adaptive submatrix detection with acceleration. arXiv:1804.10887, 2018.
- [33] A. Lomet, G. Govaert, and Y. Grandvalet. Model selection in block clustering by the integrated classification likelihood. In *Proceedings of 20th International Conference on Computational Statistics*, pages 519–530, 2012.
- [34] Y. Luo and A. Zhang. Tensor clustering with planted structures: Statistical optimality and computational limits. In *2020 Joint Statistical Meetings*, 2020.

- [35] Z. Ma and Y. Wu. Computational barriers in minimax submatrix detection. *Annals of Statistics*, 43(3):1089–1116, 2015.
- [36] S. C. Madeira and A. L. Oliveira. Biclustering algorithms for biological data analysis: a survey. *IEEE/ACM Transactions on Computational Biology and Bioinformatics*, 1(1):24–45, 2004.
- [37] G. E. Moran. *Bayesian Approaches For Modeling Variation*. PhD thesis, University of Pennsylvania, 2019.
- [38] S. A. Murphy and A. W. V. D. Vaart. On profile likelihood. *Journal of the American Statistical Association*, 95(450):449–465, 2000.
- [39] A. Oghabian, S. Kilpinen, S. Hautaniemi, and E. Czeizler. Biclustering methods: Biological relevance and application in gene expression analysis. *PLOS ONE*, 9(3):e90801, 2014.
- [40] N. S. Pillai and J. Yin. Universality of covariance matrices. *Annals of Applied Probability*, 24(3):935–1001, 2014.
- [41] G. Pio, M. Ceci, D. D’Elia, C. Loglisci, and D. Malerba. A novel biclustering algorithm for the discovery of meaningful biological correlations between microRNAs and their target genes. *BMC Bioinformatics*, 14(7):S8, 2013.
- [42] A. Prelić, S. Bleuler, P. Zimmermann, A. Wille, P. Bühlmann, W. Gruissem, L. Hennig, L. Thiele, and E. Zitzler. A systematic comparison and evaluation of biclustering methods for gene expression data. *Bioinformatics*, 22(9):1122–1129, 2006.
- [43] E. Raff, R. Zak, G. L. Munoz, W. Fleming, H. S. Anderson, B. Filar, C. Nicholas, and J. Holt. Automatic Yara rule generation using biclustering. In *Proceedings of the 13th ACM Workshop on Artificial Intelligence and Security*, pages 71–82, 2020.
- [44] Y. Sakai and K. Yamanishi. An NML-based model selection criterion for general relational data modeling. In *Proceedings of 2013 IEEE International Conference on Big Data*, pages 421–429, 2013.
- [45] A. A. Shabalin, V. J. Weigman, C. M. Perou, and A. B. Nobel. Finding large average submatrices in high dimensional data. *Annals of Applied Statistics*, 3(3):985–1012, 2009.
- [46] H. Shan and A. Banerjee. Bayesian co-clustering. In *Proceedings of the 8th IEEE International Conference on Data Mining*, pages 530–539, 2008.
- [47] M. Sill, S. Kaiser, A. Benner, and A. Kopp-Schneider. Robust biclustering by sparse singular value decomposition incorporating stability selection. *Bioinformatics*, 27(15):2089–2097, 2011.
- [48] P. Symeonidis, A. Nanopoulos, A. Papadopoulos, and Y. Manolopoulos. Nearest-biclusters collaborative filtering with constant values. In *Advances in Web Mining and Web Usage Analysis, WebKDD 2006, Lecture Notes in Computer Science*, volume 4811, pages 36–55, 2007.
- [49] A. Tanay, R. Sharan, and R. Shamir. Discovering statistically significant biclusters in gene expression data. *Bioinformatics*, 18(suppl.1):S136–S144, 2002.
- [50] M. Tepper and G. Sapiro. Fast L1-NMF for multiple parametric model estimation. arXiv:1610.05712, 2016.
- [51] R. Tibshirani, T. Hastie, M. Eisen, D. Ross, D. Botstein, and P. Brown. Clustering methods for the analysis of DNA microarray data. Technical report, Department of Health Research and Policy, Department of Statistics, Department of Genetics and Department of Biochemistry, Stanford University, 1999.

- [52] C. A. Tracy and H. Widom. The distributions of random matrix theory and their applications. In *New Trends in Mathematical Physics*, pages 753–765. Springer, 2009.
- [53] A. W. van der Vaart. *Asymptotic Statistics*. Cambridge University Press, 1998.
- [54] J. H. Ward, Jr. Hierarchical grouping to optimize an objective function. *Journal of the American Statistical Association*, 58(301):236–244, 1963.
- [55] C. Watanabe and T. Suzuki. Goodness-of-fit test for latent block models. *Computational Statistics & Data Analysis*, 154:107090, 2021.
- [56] J. Wyse, N. Friel, and P. Latouche. Inferring structure in bipartite networks using the latent blockmodel and exact ICL. *Network Science*, 5(1):45–69, 2017.
- [57] K. Yamanishi, T. Wu, S. Sugawara, and M. Okada. The decomposed normalized maximum likelihood code-length criterion for selecting hierarchical latent variable models. *Data Mining and Knowledge Discovery*, 33:1017–1058, 2019.
- [58] M. K. Yöntem. *The predictive role of the styles of parenthood origin on divorce predictors*. PhD thesis, Gaziosmanpasa University, 2017.
- [59] M. K. Yöntem, K. Adem, T. İlhan, and S. Kılıçarslan. Divorce prediction using correlation based feature selection and artificial neural networks. *Neuşehir HacıBektaş Veli Üniversitesi SBE Dergisi*, 9:259–273, 2019.