

# Product-form estimators: exploiting independence to scale up Monte Carlo\*

Juan Kuntz<sup>†‡</sup>

Francesca R. Crucinio<sup>†</sup>

Adam M. Johansen<sup>†‡</sup>

December 23, 2024

## Abstract

We introduce a class of Monte Carlo estimators for product-form target distributions that aim to overcome the rapid growth of variance with dimension often observed for standard estimators. We identify them with a class of generalized U-Statistics, and thus establish their unbiasedness, consistency, and asymptotic normality. Moreover, we show that they achieve lower variances than their conventional counterparts given the same number of samples drawn from the target, investigate the gap in variance via several examples, and identify the situations in which the difference is most, and least, pronounced. We further study the estimators' computational cost and delineate the settings in which they are most efficient. We illustrate their utility beyond the setting of product-form distributions by detailing two simple extensions (one to targets that are mixtures of product-form distributions and another to targets that are absolutely continuous with respect to product-form distributions) and conclude by discussing further possible uses.

## 1 Introduction

Monte Carlo methods are often said to overcome the curse of dimensionality because their rates of convergence are square root in the number of samples drawn regardless of the target's dimension. However, in practice one faces two issues when computing high dimensional integrals using Monte Carlo: (a) the target distributions featuring in the integrals often cannot be sampled from (e.g. [37, p.358]); and (b) the constants present in the convergence rates typically grow rapidly with dimension. Consequently, even if we are able to draw samples from a high dimensional target, the number of samples necessary to obtain estimates of a satisfactory accuracy is often prohibitively large [50, 51, 4]. Variants of the following toy example are sometimes given to illustrate this point (e.g. [8, p.95]).

Let  $\mu$  be a  $K$ -dimensional isotropic Gaussian distribution  $\mathcal{N}(\mathbf{1}, I)$  with unit means and variances and consider the basic Monte Carlo estimator for the mean ( $\mu(\varphi) = 1$ ) of the product ( $\varphi(x) := x_1 x_2 \dots x_K$ ) of its components ( $x_1, \dots, x_K$ ):

$$\mu^N(\varphi) := \frac{1}{N} \sum_{n=1}^N \varphi(X_1^n, \dots, X_K^n) = \frac{1}{N} \sum_{n=1}^N X_1^n \dots X_K^n, \quad (1)$$

---

\*JK and AMJ acknowledge support from the EPSRC (grant # EP/T004134/1) and the Lloyd's Register Foundation Programme on Data-Centric Engineering at the Alan Turing Institute. FRC acknowledges support from the EPSRC and the MRC OXWASP Centre for Doctoral Training (grant # EP/L016710/1). AMJ acknowledges further support from the EPSRC (grant # EP/R034710/1).

<sup>†</sup>Department of Statistics, University of Warwick, Coventry, U.K. Email: {juan.kuntz-nussio, f.crucinio, a.m.johansen}@warwick.ac.uk

<sup>‡</sup>The Alan Turing Institute, London, U.K.

where  $(X_1^n, \dots, X_K^n)_{n=1}^N$  are i.i.d. samples from  $\mathcal{N}(\mathbf{1}, I)$ . Because the estimator has an asymptotic variance  $\sigma^2(\varphi)$  of  $2^K - 1$ , the number of samples required for it to produce a reasonable estimate of  $\mu(\varphi)$  grows exponentially with the target's dimension. Hence, it is impractical to use  $\mu^N(\varphi)$  if  $K$  is even modestly large. For instance, if  $K = 20$ , we require  $\approx 10^{10}$  samples to obtain an estimate with standard deviation of 0.01, reaching the limits of most present-day personal computers, and if  $K = 30$ , we require  $10^{13}$  samples, exceeding these limits.

The literature dedicated to overcoming our inability to sample from most target distributions of interest is vast. Typical solutions to this problem involve the use of importance sampling (IS), sequential Monte Carlo (SMC) generalisations thereof, Markov chain Monte Carlo (MCMC), or some combination thereof; see [49, 8] and references therein. However, these methods were not designed with the second issue in mind and, hence, there is no reason to believe that they should solve it. Quite the opposite, they generally aggravate it: unless one uses proposals specially designed for a particular test function  $\varphi$ , IS and SMC estimators typically exhibit higher variances than the basic i.i.d. estimator and, at least for SMC, it is common practice to tailor the proposal to the target but not to any individual test functions [8, p.88]. For that matter, the effective sample size criterion [25] typically used to monitor impoverishment of SMC weights does not even take into account the test functions of interest. It also never exceeds the actual sample size, further emphasizing the idea that an unweighted i.i.d. ensemble is generally the best approximation to the target one can hope for using SMC. Similarly, the Central Limit Theorem for Markov chains [39, Theorem 17.0.1] tells us that the asymptotic variance  $\sigma_{MCMC}^2(\varphi)$  of an MCMC estimator  $N^{-1} \sum_{n=0}^{N-1} \varphi(Y^n)$ , for a positive Harris recurrent chain  $(Y^n)_{n=0}^\infty$  with stationary distribution  $\mu$ , equals that of the i.i.d. estimator plus twice the integrated autocovariance function:

$$\sigma_{MCMC}^2(\varphi) = \sigma^2(\varphi) + 2 \sum_{n=1}^{\infty} \mathbb{E}_\mu[(\varphi(Y^0) - \mu(\varphi))(\varphi(Y^n) - \mu(\varphi))],$$

where  $\mathbb{E}_\mu$  denotes expectation with respect to an underlying measure  $\mathbb{P}_\mu$  such that  $Y_0 \sim \mu$ . It follows that  $\sigma_{MCMC}^2(\varphi)$  is bounded below by  $\sigma^2(\varphi)$  unless the samples are negatively correlated. This is rarely the case with MCMC algorithms because the ‘local moves’ most of them use to explore the state space tend to make consecutive samples highly correlated. For instance, any reversible chain with a positive transition kernel (i.e. for which consecutive samples are positively correlated:  $\mathbb{E}_\mu[(\varphi(Y^0) - \mu(\varphi))(\varphi(Y^1) - \mu(\varphi))] \geq 0$  for all square  $\mu$ -integrable  $\varphi$ s) has a non-negative autocovariance function (e.g. [40, Theorem 3.7.1]). This covers the great majority of Markov chains used in practice, including the Metropolized independence sampler [33], random-walk Metropolis with Gaussian or Student-t proposals [3] or autoregressively correlated proposals of the same form [13], to name but a few. While in principle it might be possible to construct antithetic Markov chains with negative odd order autocovariances and doing so remains an active area of research, this has only been attained in special situations (e.g. for Hamiltonian Monte Carlo when Hamilton’s equations can be solved analytically [44]). Furthermore, to counteract the exponential growth of  $\sigma^2(\varphi)$  with  $K$ , one would need to achieve negative autocovariances that grow exponentially with the dimension of the state space: an even more challenging task.

To deal with the exponential growth of the variance, one could instead try one of the many variance reduction techniques available (see, for example, [2, 49]): control variates, antithetic sampling, Rao-Blackwellization, stratification, etc. These techniques can be tremendously powerful when they can be successfully applied. However, this requires more detailed information on  $\mu$  than is available for most targets. Moreover, most of these techniques date back before the last few decades during which interest in high dimensional targets became widespread and, consequently, were not designed to mitigate the fast growths of estimator variances with dimension.

There is, however, a trivial way of overcoming the issue for the above example with Monte Carlo that does not require any knowledge about  $\mu$  beyond the fact that it is product-form. In particular,  $\mu$  is the product  $\mu_1 \times \dots \times \mu_K$  of  $K$  univariate unit-mean, unit-variance Gaussian distributions  $\mu_1, \dots, \mu_K$  and  $\varphi$  is the product  $\varphi_1 \dots \varphi_K$  of  $K$  univariate functions  $\varphi_1(x_1) = x_1, \dots, \varphi_K(x_K) = x_K$ . Hence,  $\mu(\varphi)$  can be expressed as the product  $\mu_1(\varphi_1) \dots \mu_K(\varphi_K)$  of the corresponding  $K$  univariate means  $\mu_1(\varphi_1), \dots, \mu_K(\varphi_K)$ . As we will see in Section 2.1, estimating each of these means separately and taking the resulting product, we obtain an estimator for  $\mu(\varphi)$  whose asymptotic variance is  $K$ :

$$\mu_{\times}^N(\varphi) := \frac{1}{N^K} \sum_{n_1=1}^N \dots \sum_{n_K=1}^N \varphi(X_1^{n_1}, \dots, X_K^{n_K}) = \left( \frac{1}{N} \sum_{n_1=1}^N X_1^{n_1} \right) \dots \left( \frac{1}{N} \sum_{n_K=1}^N X_K^{n_K} \right). \quad (2)$$

Consequently, the number of samples necessary for  $\mu_{\times}^N(\varphi)$  to yield a reasonable estimate of  $\mu(\varphi)$  only grows linearly with the dimension, allowing us to practically deal with  $K$ 's in the millions.

The first line of (2) makes sense regardless of whether  $\varphi$  is the product of univariate test functions. It defines a, to the best of our knowledge, novel type of Monte Carlo estimator for general  $\varphi$  and product-form  $\mu$ . The aim of this paper is to theoretically characterise these *product-form estimators* and their extensions.

Aside from being unbiased, consistent, and asymptotically normal, these estimators achieve lower variances than the standard one in (1). The reason behind the variance reduction is simple: if  $(X_1^1, \dots, X_1^N), \dots, (X_K^1, \dots, X_K^N)$  are independent sequences of samples respectively drawn from  $\mu_1, \dots, \mu_K$ , then every permutation of these samples has law  $\mu$ , that is,

$$(X_1^{n_1}, \dots, X_K^{n_K}) \sim \mu \quad \forall n_1, \dots, n_K \leq N. \quad (3)$$

Hence,  $\mu_{\times}^N(\varphi)$  in (2) averages over  $N^K$  tuples with law  $\mu$  while its conventional counterpart (1) only averages over  $N$  such tuples. This increase in tuple number leads to a decrease in estimator variance, and we say that the product-form estimator is more *statistically efficient* than the standard one. Moreover, obtaining these  $N^K$  tuples does not require drawing any further samples from  $\mu$  and, in this sense, product-form estimators make the most out of every sample available (see Theorem 2.3 in Section 2.2). However, in contrast with the tuples in (1), those in (2) are not independent (the same components are repeated across several tuples). For this reason, product-form estimators achieve the same  $\mathcal{O}(N^{-1/2})$  rate of convergence that conventional ones do: the variance reduction materialises only in lower proportionality constants (i.e.  $\lim_{N \rightarrow \infty} \text{Var}(\mu_{\times}^N(\varphi)) / \text{Var}(\mu^N(\varphi)) = C$  for some constant  $C \leq 1$ ).

The space complexity of product-form estimators scales linearly with dimension: to utilise all  $N^K$  permuted tuples in (2) we need only store  $KN$  values:  $X_1^1, \dots, X_1^N; \dots; X_K^1, \dots, X_K^N$ . Their time complexity, however, scales exponentially with dimension: computing the sum in (2) requires  $\mathcal{O}(N^K)$  operations. Consequently, the use of product-form estimators generally proves to be a balancing act in which one must weigh the cost of acquiring new samples from  $\mu$  (be it a computational one if the samples are obtained from simulations, or a real-life one if they are obtained from experiments) against the extra overhead required to evaluate these estimators.

For test functions that are sums of products (SOP) of univariate test functions, the cost is easily lowered to just  $\mathcal{O}(N)$ . For instance, in the case of the toy Gaussian example above, we can evaluate the product-form estimator in  $\mathcal{O}(N)$  operations by expressing it as the product of the component-wise sample averages and computing each separately (i.e. using the final expression in (2)). Because many test functions can be approximated well with SOPs (e.g. analytic functions approximated by polynomials), this cheaper approach can be extended to non-SOP test functions at the expense of introducing some bias. Doing so just amounts to approximating a high-dimensional integral with a

linear combination of products of low-dimension integrals, estimating each of the latter separately, and plugging the estimates back into the linear combination to obtain an estimate of the original integral.

As we show in the paper, product-form estimators are also of use for non-product-form targets. In particular, they are straightforwardly extended to mixtures of product-form distributions. Borrowing ideas from importance sampling, allows us to further extend the methodology to targets that are absolutely continuous with respect to product-form distributions.

**Relation to the literature.** Product-form estimators (2) encompass a class of generalized U-statistics (see [30, 27] for comprehensive surveys): multisample U-statistics with ‘kernels’  $\varphi$  that take as arguments a *single* sample per distribution for several distributions ( $K > 1$ ). Even though product-form estimators are unnatural examples of U-statistics because the original unisample U-statistics [21] fundamentally involve symmetric kernels that take as arguments multiple samples from a single distribution ( $K = 1$ ), the methods used to study either of these overlap significantly. The arguments required in the product-form case are simpler than those necessary for the most general case (multiple samples from multiple distributions) and, by focusing on the results that are of greatest interest from the Monte Carlo perspective, we are able to present readily accessible, intuitive, and compact proofs for the theoretical properties of (2).

While U-statistics have been extensively studied since Hoeffding’s seminal work [21] and are commonly employed in a variety of statistical tests (e.g. independence tests [22], two-sample tests [17], goodness-of-fit tests [35], and more [30, 28]) and learning tasks (e.g. regression [28], classification [11], clustering [9], and more [11, 10]) where they arise as natural estimators, their use in Monte Carlo seems little explored. Exceptions include [43] which cleverly applies unisample U-statistics to make the best possible use of a collection of genuine (and hence expensive to obtain and store) uniform random variables, [18] that uses them to obtain improved estimates for the integrated squared derivatives of a density, and [32, 29] that incorporate product-form estimators into SMC.

Lastly, we should mention that, in the simplest setting of approximating integrals of product-form functions with respect to product measures, it is of course well-known that better performance is obtained by separately approximating the marginal integrals, see for example, [8, Section 8.7]. However, to the best of the authors’ knowledge, there has been no previous systematic exploration of the estimators (2) outside of these trivial settings.

**Paper structure.** Section 2 studies product-form estimators and their theoretical properties. We show that the estimators are strongly consistent, unbiased, and asymptotically normal, and we give expressions for their finite sample and asymptotic variances (Section 2.1). We then argue that they are more statistically efficient than their conventional counterparts in the sense that they achieve lower variances given the same number of samples (Section 2.2). Lastly, we consider their computational cost (Section 2.3) and explore the circumstances in which they prove most computationally efficient (Section 2.4). Section 3 considers two extensions for targets that are not product-form: the first for targets that are mixtures of product-form distributions (Section 3.1) and the second for targets that are absolutely continuous with respect to product-form distributions (Section 3.2). We finish the paper with a discussion of the results, future research directions, and potential applications (Section 4).

## 2 Product-form estimators

Consider the basic Monte Carlo problem: given a probability distribution  $\mu$  on a measurable space  $(S, \mathcal{S})$  and a function  $\varphi$  belonging to the space  $L^2_\mu$  of square  $\mu$ -integrable real-valued functions on  $S$ , estimate the average

$$\mu(\varphi) := \int \varphi(x) \mu(dx).$$

Throughout this section, we focus on the question ‘by exploiting the product-form structure of a target  $\mu$ , can we design estimators of  $\mu(\varphi)$  that are more efficient than the usual ones?’. By product-form, we mean that  $\mu$  is the product of  $K > 1$  distributions  $\mu_1, \dots, \mu_K$  on measurable spaces  $(S_1, \mathcal{S}_1), \dots, (S_K, \mathcal{S}_K)$  satisfying  $S = S_1 \times \dots \times S_K$  and  $\mathcal{S} = \mathcal{S}_1 \times \dots \times \mathcal{S}_K$ , where the latter denotes the product sigma-algebra. Furthermore, if  $A$  is a non-empty subset of  $[K] := \{1, \dots, K\}$ , then  $\mu_A := \prod_{k \in A} \mu_k$  denotes the product of the  $\mu_k$ s indexed by  $k$ s in  $A$  and  $\mu_A(\varphi)$  denotes the measurable function on  $\prod_{k \notin A} S_k$  obtained by integrating the arguments of  $\varphi$  indexed by  $k$ s in  $A$  with respect to  $\mu_A$ :

$$\mu_A(\varphi)(x_{A^c}) := \int \varphi(x_A, x_{A^c}) \mu_A(dx_A) \quad \forall x_{A^c} \in \prod_{k \notin A} S_k,$$

under the assumption that this integral is well-defined for all  $x_{A^c}$  in  $\prod_{k \notin A} S_k$ , where  $A^c := [K] \setminus A$  denotes  $A$ ’s complement. If  $A$  is empty, we set  $\mu_A(\varphi) := \varphi$ .

### 2.1 Theoretical characterisation

Suppose we have at our disposal  $N$  i.i.d. samples  $X^1, \dots, X^N$  drawn from  $\mu$ . We can view these samples as  $N$  tuples

$$(X_1^1, \dots, X_K^1), \dots, (X_1^N, \dots, X_K^N)$$

of i.i.d. samples  $X_1^1, \dots, X_1^N, \dots, X_K^1, \dots, X_K^N$  independently and respectively drawn from  $\mu_1, \dots, \mu_K$ . As we will see in Section 2.2, the *product-form estimator*,

$$\mu_{\times}^N(\varphi) := \frac{1}{N^K} \sum_{\mathbf{n} \in [N]^K} \varphi(X^{\mathbf{n}}), \quad (4)$$

where  $X^{\mathbf{n}}$  with  $\mathbf{n} = (n_1, \dots, n_K)$  denotes the ‘permuted tuple’  $(X_1^{n_1}, \dots, X_K^{n_K})$  (i.e. a tuple obtained as one of the  $N^K$  element-wise permutations of the original samples), is a better estimator of  $\mu(\varphi)$  than the conventional choice using the same samples,

$$\mu^N(\varphi) := \frac{1}{N} \sum_{n=1}^N \varphi(X^n), \quad (5)$$

regardless of whether the test function  $\varphi$  possesses any sort of product structure. The reason behind this is as follows: while the conventional estimator directly approximates the target with the samples’ empirical distribution,

$$\mu \approx \frac{1}{N} \sum_{n=1}^N \delta_{X^n} =: \mu^N, \quad (6)$$

the product-form estimator instead first approximates the marginals  $\mu_1, \dots, \mu_K$  of the target with the corresponding component-wise empirical distributions,

$$\mu_1^N := \frac{1}{N} \sum_{n=1}^N \delta_{X_1^n}, \dots, \mu_K^N := \frac{1}{N} \sum_{n=1}^N \delta_{X_K^n},$$

and then takes the product of these to obtain an approximation of  $\mu$ ,

$$\mu \approx \prod_{k=1}^K \left( \frac{1}{N} \sum_{n=1}^N \delta_{X_k^n} \right) = \frac{1}{N^K} \sum_{\mathbf{n} \in [N]^K} \delta_{X^{\mathbf{n}}} =: \mu_{\times}^N. \quad (7)$$

The built-in product-structure in  $\mu_{\times}^N$  makes it a better suited approximation to the product-form target  $\mu$  than the non-product  $\mu^N$ . Before pursuing this further, we take a moment to show that  $\mu_{\times}^N(\varphi)$  is a well-founded estimator for  $\mu(\varphi)$  and obtain expressions for its variance.

**Theorem 2.1.** *If  $\varphi$  is  $\mu$ -integrable, then  $\mu_{\times}^N(\varphi)$  in (4) is unbiased:*

$$\mathbb{E} [\mu_{\times}^N(\varphi)] = \mu(\varphi) \quad \forall N > 0.$$

*If, furthermore,  $\varphi$  belongs to  $L_{\mu}^2$ , then  $\mu_{A^c}(\varphi)$  belongs to  $L_{\mu_A}^2$  for all subsets  $A$  of  $[K]$ . The estimator's variance is given by*

$$\begin{aligned} \text{Var}(\mu_{\times}^N(\varphi)) \\ = \sum_{\emptyset \neq A \subseteq [K]} \frac{1}{N^{|A|}} \sum_{B \subseteq A} (-1)^{|A|-|B|} \sigma_{A,B}^2(\mu_{A^c}(\varphi)), \end{aligned} \quad (8)$$

for every  $N > 0$ , where  $|A|$  and  $|B|$  denote the cardinalities of  $A$  and  $B$  and

$$\sigma_{A,B}^2(\psi) := \mu_B([\mu_{A \setminus B}(\psi) - \mu_A(\psi)]^2) \quad (9)$$

for all  $\psi$  in  $L_{\mu_A}^2$  and  $B \subseteq A \subseteq [K]$ . Furthermore,  $\mu_{\times}^N(\varphi)$  is strongly consistent and asymptotically normal:

$$\lim_{N \rightarrow \infty} \mu_{\times}^N(\varphi) = \mu(\varphi) \text{ almost surely,} \quad (10)$$

$$N^{1/2}[\mu_{\times}^N(\varphi) - \mu(\varphi)] \Rightarrow \mathcal{N}(0, \sigma_{\times}^2(\varphi)) \text{ as } N \rightarrow \infty, \quad (11)$$

where  $\sigma_{\times}^2(\varphi) := \sum_{k=1}^K \sigma_k^2(\varphi)$  with

$$\sigma_k^2(\varphi) := \mu_k([\mu_{\{k\}^c}(\varphi) - \mu(\varphi)]^2)$$

for all  $k$  in  $[K]$  and  $\Rightarrow$  denotes convergence in distribution.

As mentioned in Section 1, product-form estimators are special cases of multisample U-statistics and Theorem 2.1 can be pieced together from results in the U-statistics literature, e.g. see [27, p.35] for the unbiasedness, [27, p.38] for the variance expressions, [27, Theorem 3.2.1] for the consistency (which also holds for  $\mu$ -integrable  $\varphi$ ), [27, Theorem 4.5.1] for the asymptotic normality. To make the paper self-contained we include a simple proof of Theorem 2.1, especially adapted to product-form

estimators, in Appendix A. It has two key ingredients, the first being the following decomposition expressing the ‘global error’  $\mu_{\times}^N - \mu$  as a sum of products of ‘marginal errors’  $\mu_1^N - \mu_1, \dots, \mu_K^N - \mu_K$ :

$$\mu_{\times}^N - \mu = \prod_{k=1}^K \mu_k^N - \mu = \prod_{k=1}^K [(\mu_k^N - \mu_k) + \mu_k] - \mu = \sum_{\emptyset \neq A \subseteq [K]} \left( \prod_{k \in A} [\mu_k^N - \mu_k] \right) \times \mu_{A^c}, \quad (12)$$

The other is the following expression for the  $L^2$  norm of a generic product of marginal errors (see [27, p.152] for their multisample U-statistics analogues). It tells us that the product of  $l$  of these errors has  $\mathcal{O}(N^{-l/2})$  norm, as one would expect given that the errors are independent and that classical theory (e.g. [8, p.168]) tells us that the norm of each is  $\mathcal{O}(N^{-1/2})$ .

**Lemma 2.2.** *If  $A$  is a non-empty subset of  $[K]$ ,  $\psi$  belongs to  $L_{\mu_A}^2$ , and  $\sigma_{A,B}^2(\psi)$  is as in (9), then*

$$\mathbb{E} \left[ \left[ \left( \prod_{k \in A} [\mu_k^N - \mu_k] \right) (\psi) \right]^2 \right] = \frac{1}{N^{|A|}} \sum_{B \subseteq A} (-1)^{|A|-|B|} \sigma_{A,B}^2(\psi) \quad \forall N > 0.$$

*Proof.* This lemma follows from the equation

$$\left( \prod_{k \in A} [\mu_k^N - \mu_k] \right) (\psi) = \sum_{B \subseteq A} (-1)^{|A|-|B|} \mu_B^N(\mu_{A \setminus B}(\psi)) = \mu_A^N \left( \sum_{B \subseteq A} (-1)^{|A|-|B|} \mu_{A \setminus B}(\psi) \right) =: \mu_A^N(\psi_A) \quad (13)$$

which, together with (13), is known as *Hoeffding’s canonical decomposition* in the U-statistics literature [27, p.38] and *ANOVA-like* elsewhere [14]. see Appendix A for the details.  $\square$

## 2.2 Statistical efficiency

The product-form estimator  $\mu_{\times}^N(\varphi)$  in (4) yields the best unbiased estimates of  $\mu(\varphi)$  that can be achieved using only the knowledge that  $\mu$  is product-form and  $N$  i.i.d. samples drawn from  $\mu$ :

**Theorem 2.3.** *For any given measurable real-valued function  $\varphi$  on  $(S, \mathcal{S})$ ,  $\mu_{\times}^N(\varphi)$  is the minimum variance unbiased estimator for  $\mu(\varphi)$ : if  $f$  is a measurable real-valued function on  $(S^N, \mathcal{S}^N)$  such that*

$$\mathbb{E} [f(X^1, \dots, X^N)] = \mu(\varphi) \quad \text{with } X^1, \dots, X^N \sim \mu \text{ i.i.d.}$$

*for all product-form  $\mu$  on  $(S, \mathcal{S})$  satisfying  $\mu(|\varphi|) < \infty$ , then*

$$\text{Var}(f(X^1, \dots, X^N)) \geq \text{Var}(\mu_{\times}^N(\varphi)).$$

While it is well-known that U-statistics possesses the minimum variance property (e.g. [10]), we have been unable to locate an explicit proof that covers the general multisample case and, in particular, that of product-form estimators. Instead, we adapt the argument given in [30, Chap. 1] (whose origins trace back to [19]) for unisample U-statistics and prove Theorem 2.3 in Appendix B. In particular, the theorem implies that product-form estimators achieve lower variances than their conventional counterparts:

**Corollary 2.4.** *If  $\varphi$  belongs to  $L_{\mu}^2$  and  $\sigma^2(\varphi) := \mu([\varphi - \mu(\varphi)]^2)$  denotes  $\mu^N(\varphi)$ ’s asymptotic variance,*

$$\text{Var}(\mu_{\times}^N(\varphi)) \leq \frac{\sigma^2(\varphi)}{N} = \text{Var}(\mu^N(\varphi)) \quad \forall N > 0, \quad \sigma_{\times}^2(\varphi) \leq \sigma^2(\varphi).$$



*Proof.* Given that  $\mu^N(\varphi)$  is an unbiased estimator of  $\mu(\varphi)$  for all distributions  $\mu$  satisfying  $\mu(|\varphi|) < \infty$ , the first bound follows directly from Theorem 2.3. For the asymptotic variance bound, note that

$$\begin{aligned}\sigma_1^2(\varphi) &= \mu_1(\mu_{\{1\}^c}(\varphi - \mu_1(\varphi))^2) = \mu_1(\mu_2(\psi - \mu_1(\psi))^2), \\ \sigma_2^2(\varphi) &= \mu_2(\mu_{\{2\}^c}(\varphi - \mu_2(\varphi))^2) = \mu_2(\mu_1(\psi - \mu_2(\psi))^2).\end{aligned}$$

where  $\psi := \mu_{[3:K]}(\varphi)$  and  $[3:K] := \{3, \dots, K\}$ . Because Jensen's inequality implies that

$$\mu_2(\mu_1(\psi - \mu_2(\psi))^2) \leq \mu_2(\mu_1([\psi - \mu_2(\psi)]^2)),$$

it follows that

$$\begin{aligned}\sigma_1^2(\varphi) + \sigma_2^2(\varphi) &\leq \mu_1(\mu_2(\psi - \mu_1(\psi))^2) + \mu_2(\mu_1([\psi - \mu_2(\psi)]^2)) \\ &= \mu_1([\mu_2(\psi) - \mu_{[2]}(\psi)]^2) + \mu_1(\mu_2([\psi - \mu_2(\psi)]^2)) \\ &= \mu_1(\mu_2(\psi)^2) - \mu_{[2]}(\psi)^2 + \mu_1(\mu_2(\psi^2) - \mu_2(\psi)^2) \\ &= \mu_{[2]}(\psi^2) - \mu_{[2]}(\psi)^2 = \mu_{[2]}([\psi - \mu_{[2]}(\psi)]^2).\end{aligned}$$

Setting now  $\psi := \mu_{[4:K]}(\varphi)$ , we have that

$$\sigma_1^2(\varphi) + \sigma_2^2(\varphi) \leq \mu_{[2]}(\mu_3(\psi - \mu_{[2]}(\psi))^2), \quad \sigma_{\mu,3}^2(\varphi) = \mu_3(\mu_{[2]}(\psi - \mu_3(\psi))^2).$$

Hence, applying Jensen's inequality again, we obtain

$$\sigma_1^2(\varphi) + \sigma_2^2(\varphi) + \sigma_3^2(\varphi) \leq \mu_{[3]}(\mu_{[4:K]}(\varphi - \mu_{[3]}(\varphi))^2).$$

Iterating this argument gives us the desired bound:

$$\sigma_{\times}^2(\varphi) = \sum_{k=1}^K \sigma_k^2(\varphi) \leq \mu_{[K]}(\mu_{\emptyset}(\varphi - \mu_{[K]}(\varphi))^2) = \mu([\varphi - \mu(\varphi)]^2) = \sigma^2(\varphi).$$

□

In other words, product-form estimators are more statistically efficient than their standard counterparts: using the same number of independent samples drawn from the target distribution,  $\mu_{\times}^N(\varphi)$  achieves a lower variance than  $\mu^N(\varphi)$ . The reason behind this variance reduction was outlined in the introduction: the product-form estimator uses the empirical distribution of the collection  $(X^n)_{n \in [N]^K}$  of permuted tuples as an approximation to  $\mu$ . Because  $\mu$  is product-form, each of these permuted tuples is as much a sample drawn from  $\mu$  as any of the original unpermuted tuples  $(X^n)_{n=1}^N$ . Hence, product-form estimators transform  $N$  samples drawn from  $\mu$  into  $N^K$  samples and, consequently, lower the variance. However, the permuted tuples are not independent and we get a diminishing returns effect: the more permutations we make, the greater the correlations among them, and the less 'new information' each new permutation affords us. For this reason, the estimator variance remains  $\mathcal{O}(N^{-1})$ , c.f. (8), instead of  $\mathcal{O}(N^{-K})$  as would be the case for the standard estimator using  $N^K$  independent samples. As we discuss in Section 4, there is also a pragmatic middle ground here: use  $N < M < N^K$  permutations instead of all  $N^K$  possible ones. In particular, by choosing these  $M$  permutations to be as uncorrelated as possible (e.g. so that they have few overlapping entries), it might be possible to retain most of the variance reduction while avoiding the full  $\mathcal{O}(N^K)$  cost.



Given that the variances of both estimators are (asymptotically) proportional to each other, we are now faced with the question ‘how large might the proportionality constant be?’. If the test function is linear or constant, e.g.  $S_1 = \dots = S_K = \mathbb{R}$  and

$$\varphi(x) = \sum_{k=1}^K x_k, \quad (14)$$

then the two estimators trivially coincide, no variance reduction is achieved, and the constant is one. However, these are the cases in which the standard estimator performs well: e.g. for (14),  $\mu^N(\varphi)$ ’s variance breaks down into a sum of  $K$  univariate integrals and, consequently, grows slowly with the dimension  $K$ . However, if the test function includes dependencies between the components, then the proportionality constant can be arbitrarily large and the variance reduction unbounded as the following example illustrates.

*Example 1.* If  $K = 2$ ,  $\mu_1 = \mu_2 = \mathcal{N}(0, \sigma^2)$  for some  $\sigma^2 > 0$ , and  $\varphi(x) := \exp(x_1 x_2)$ , then

$$\mu(\varphi) = \mu_2(\exp(\sigma^2 x_2^2/2)) = \frac{1}{\sigma\sqrt{2\pi}} \int \exp\left(-\left[\frac{1}{\sigma^2} - \sigma^2\right] \frac{x^2}{2}\right) dx = \begin{cases} \frac{1}{\sqrt{1-\sigma^4}} & \text{if } \sigma^2 < 1 \\ \infty & \text{otherwise} \end{cases},$$

implying that  $\mu(\varphi)^2 = 1/(1 - \sigma^4)$  whenever the average is finite. Similarly,

$$\mu(\varphi^2) = \begin{cases} \frac{1}{\sqrt{1-4\sigma^4}} & \text{if } \sigma^2 < \frac{1}{2} \\ \infty & \text{otherwise} \end{cases}, \quad \mu_1(\mu_2(\varphi)^2) = \mu_2(\mu_1(\varphi)^2) = \begin{cases} \frac{1}{\sqrt{1-2\sigma^4}} & \text{if } \sigma^2 < \frac{1}{\sqrt{2}} \\ \infty & \text{otherwise} \end{cases}.$$

Consequently,  $\varphi$  belongs to  $L_\mu^2$  if and only if  $\sigma^2 < 1/2$ ; in which case,

$$\frac{\sigma_\mu^2(\varphi)}{\sigma_{\mu,\times}^2(\varphi)} = \frac{\frac{1}{\sqrt{1-4\sigma^4}} - \frac{1}{1-\sigma^4}}{2\left(\frac{1}{\sqrt{1-2\sigma^4}} - \frac{1}{1-\sigma^4}\right)}.$$

Taking the limits  $\sigma^2 \rightarrow 0$  and  $\sigma^2 \rightarrow 1/2$ , we see that the variance reduction ranges from one to infinity.

Of particular interest is the case of high dimensional targets (i.e. large  $K$ ) for which obtaining accurate estimates of  $\mu(\varphi)$  proves challenging. Even though the exact manner in which the variance reduction achieved by the product-form estimator scales with dimension of course depends on the precise target and test function, it is straightforward to gain some insight by revisiting our starting example:

*Example 2.* Suppose that

$$S_1 = \dots = S_K, \quad \mathcal{S}_1 = \dots = \mathcal{S}_K, \quad \mu_1 = \dots = \mu_K = \rho, \\ \varphi = \prod_{k=1}^K \varphi_k, \quad \varphi_1 = \dots = \varphi_K = \psi,$$

for some univariate distribution  $\rho$  and test function  $\psi$  satisfying  $\rho(\psi) \neq 0$ . In this case,

$$\begin{aligned} \sigma^2(\varphi) &= \mu(\varphi^2) - \mu(\varphi)^2 = \rho(\psi^2)^K - \rho(\psi)^{2K}, \\ \sigma_\times^2(\varphi) &= K\rho([\rho(\psi)^{K-1}[\psi - \rho(\psi)]]^2) = K\rho(\psi)^{2(K-1)}\rho([\psi - \rho(\psi)]^2) = CV^2 K\rho(\psi)^{2K}, \end{aligned} \quad (15)$$

where  $CV := \sqrt{\rho([\psi - \rho(\psi)]^2)}/\rho(\psi)$  denotes the coefficient of variation of  $\psi$  w.r.t.  $\rho$ . Hence,

$$\frac{\sigma^2(\varphi)}{\sigma_{\times}^2(\varphi)} = \frac{(\rho(\psi^2)/\rho(\psi)^2)^K - 1}{CV^2 K} = \frac{(1 + CV^2)^K - 1}{CV^2 K} = \frac{1}{K} \sum_{k=0}^{K-1} \binom{K}{k+1} CV^{2k}, \quad (16)$$

and we see that the reduction in variance grows exponentially with the dimension  $K$ .

At first glance, (15) might appear to imply that the number of samples required for  $\mu_{\times}^N(\varphi)$  to yield a reasonable estimate of  $\mu(\varphi)$  grows exponentially with  $K$  if  $|\rho(\psi)| > 1$ . However, what we deem a ‘reasonable estimate’ here should take into account the magnitude of the average  $\mu(\varphi)$  we are estimating. In particular, it is natural to ask for the standard deviation of our estimates to be  $\varepsilon |\mu(\varphi)|$  for some prescribed relative tolerance  $\varepsilon > 0$ . In this case, we find that the number of samples required is approximately

$$\sigma_{\times}^2(\varphi)/(\varepsilon^2 \mu(\varphi)^2) = CV^2 K \varepsilon^{-2}.$$

In the case of the conventional estimator  $\mu^N(\varphi)$ , the number required to achieve the same accuracy is instead

$$\sigma^2(\varphi)/(\varepsilon^2 \mu(\varphi)^2) = \varepsilon^{-2}((1 + CV^2)^K - 1).$$

That is, the number of samples necessary to obtain a reasonable estimate grows linearly with dimension for  $\mu_{\times}^N(\varphi)$  and exponentially for  $\mu^N(\varphi)$ .

Notice that the univariate coefficient of variation  $CV$  features heavily in Example 2’s analysis: the greater it is, the greater the variance reduction, and the difference gets amplified exponentially with the dimension  $K$ . This observation might be explained as follows: if  $\mu$  is highly peaked (so that the coefficient is close to zero), then the unpermuted tuples are clumped together around the peak (Fig. 1a), permuting their entries only yields further tuples around the peak (Fig. 1b), and the empirical average changes little. If, on the other hand,  $\mu$  is spread out (so that the coefficient is large), then the unpermuted pairs are scattered across the space (Fig. 1c), permuting their entries reveals (similarly likely) unexplored regions of the space (Fig. 1d), and the estimates improve. Of course, how spread out the target is must be measured in terms of the test function and we end up with the coefficients of variation in (16).

## 2.3 Computational efficiency

As shown in the previous section, product-form estimators are always at least as statistically efficient as their conventional counterparts: the variances of the former are bounded above by those of the latter. These gains in statistical efficiency come at a computational cost: even though both conventional and product-form estimators share the same  $\mathcal{O}(N)$  memory needs, the latter requires evaluating the test function  $N^K$  times, while the former requires only  $N$  evaluations. For this reason, the question of whether product-form estimators are more *computationally efficient* than their conventional counterparts (i.e. achieve smaller errors given the same computational budget) is not as straightforward. In short, sometimes but not always.

One way to answer the computational efficiency question is to compare the cost incurred by each estimator in order to achieve a desired given variance  $\sigma^2$ . To do so, we approximate the variance of  $\mu_{\times}^N(\varphi)$  with its asymptotic variance divided by the sample number (as justified by Theorem 2.1). The number of samples required for the variance to equal  $\sigma^2$  is  $N := \sigma^2(\varphi)/\sigma^2$  for the conventional estimator and (approximately)  $N_{\times} := \sigma_{\times}^2(\varphi)/\sigma^2$  for the product-form one. The costs of evaluating the former with  $N$  samples and the latter with  $N_{\times}$  samples are  $NC_{\varphi} + NC_X + N$  and  $N_{\times}^K C_{\varphi} + N_{\times} C_X + N_{\times}^K$ , respectively, where  $C_{\varphi}$  and  $C_X$  are the costs, relative to that of a single

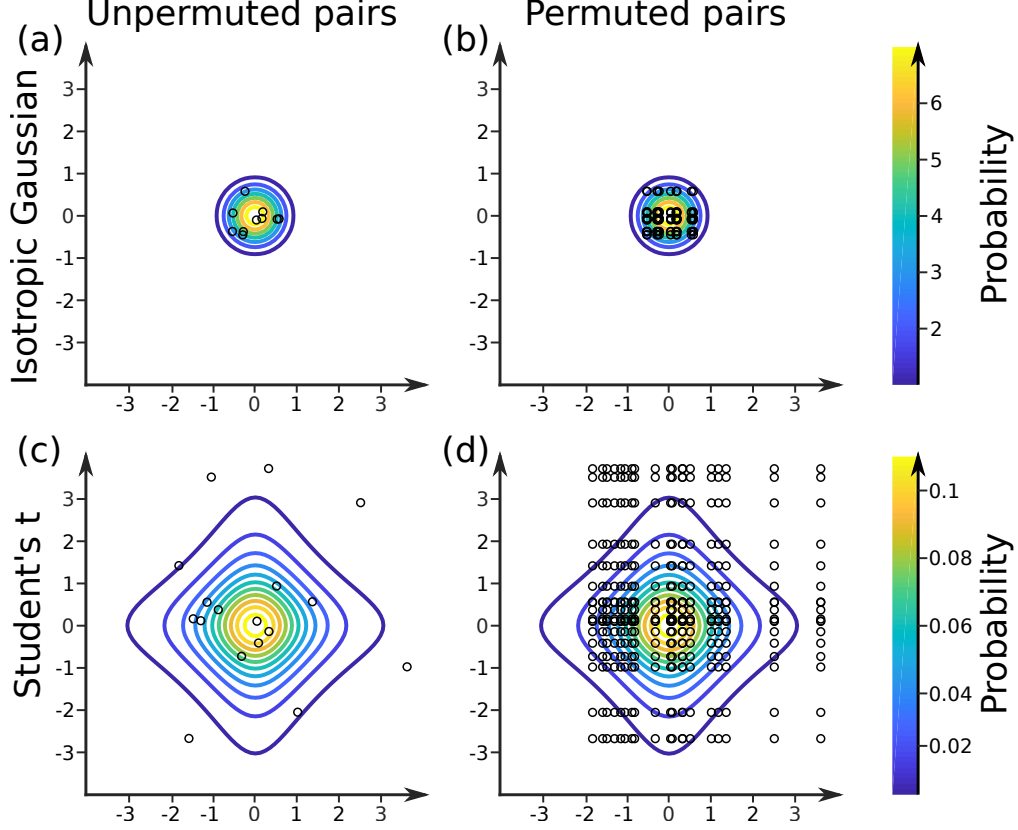


Figure 1: **Ensembles of unpermuted (a,c) and permuted (b,d) pairs for a peaked target (a,b) and heavy tailed one (c,d).** (a) 10 pairs (dots) independently drawn from a two-dimensional isotropic Gaussian (contours) with mean zero and variance 0.1. (b) The 100 pairs (dots) obtained by permuting the pairs in (a). (c) 20 pairs (dots) independently draw from the product of two student-t distributions (contours) with 1.5 degrees of freedom. (d) The 400 permuted pairs (dots) obtained by permuting the pairs in (c).

elementary arithmetic operation, of evaluating  $\varphi$  and generating a sample from  $\mu$ , respectively, and the rightmost  $N$  and  $N_X^K$  terms account for the cost of computing the corresponding sample average once all evaluations of  $\varphi$  are carried out. It follows that  $\mu_X^N(\varphi)$  is (asymptotically) at least as computationally efficient as  $\mu^N(\varphi)$  if and only if the ratio of their respective costs is no smaller than one or, after some re-arranging,

$$\frac{\sigma^2(\varphi)}{\sigma_X^2(\varphi)} \geq \frac{(\sigma_X^2(\varphi)/\sigma^2)^{K-1}C_r + 1}{C_r + 1}, \quad (17)$$

where  $C_r := (C_\varphi + 1)/C_X$  denotes the relative cost of evaluating the test function and drawing samples. Our first observation here is that, because  $\sigma^2(\varphi) \geq \sigma_X^2(\varphi)$  (Corollary 2.4), the above is always satisfied in the limit  $C_r \rightarrow 0$ . This corresponds the case where the cost of acquiring the samples dwarfs the overhead of evaluating the sample averages (for instance, if the samples are obtained from long simulations or real-life experiments). If so, we do really want to make the most of the samples we have and product-form estimators help us to do so. Conversely, if samples are cheap to generate and the test function is expensive to evaluate (i.e.  $C_r \rightarrow \infty$ ), then we are better off using the basic estimator.

To investigate the case where the costs of generating samples and evaluating the test function are comparable ( $C_r \approx 1$ ), note that the variance approximation  $\text{Var}(\mu_{\times}^{N_{\times}}(\varphi)) \approx \sigma_{\times}^2(\varphi)/N_{\times}$  and, consequently, (17) are valid only if  $\sigma_{\times}^2(\varphi) > \sigma^2$ . Otherwise,  $N_{\times} = 1$  and the product-form estimator simply equals  $\varphi(X^1)$  with variance  $\sigma^2(\varphi)$ . In the high dimensional (i.e. large  $K$ ) case which is of particular interest, (17) then reduces (approximately) to

$$\frac{\sigma^2(\varphi)}{\sigma_{\times}^2(\varphi)} \geq \frac{1}{2} \left( \frac{\sigma_{\times}^2(\varphi)}{\sigma^2} \right)^{K-1}. \quad (18)$$

To gain insight into whether it is reasonable to expect the above to hold, we revisit Example 2.

*Example 3.* Setting once again our desired standard deviation to be proportional to the magnitude of the target average (i.e.  $\sigma = \varepsilon |\mu(\varphi)| = \varepsilon |\rho(\psi)|^K$ ) and calling on (15,16), we can re-write (18) as

$$\frac{(1 + CV^2)^K - 1}{CV^2 K} \geq (CV^2 K \varepsilon^{-2})^{K-1} \Leftrightarrow \frac{(1 + CV^2)^K - 1}{CV^2 K} \geq \varepsilon^2 \left( \frac{K}{\varepsilon^2} \right)^K.$$

The expression shows that, in this full  $\mathcal{O}(N^K)$  cost case,  $\mu^N(\varphi)$  outperforms  $\mu_{\times}^N(\varphi)$  in computational terms for large dimensions  $K$  (and, even more so, for small relative tolerances  $\varepsilon$ ).

In summary, unless the cost of generating samples is significantly larger than that of evaluating  $\varphi$ , we expect the basic estimator to outperform the product-form one. Simply put, independent samples are more valuable for estimation than correlated permutations thereof. Hence, if independent samples are cheap to generate, then we are better off sampling further independent samples instead of permuting the ones we have. That is, unless one can find a way to evaluate the product-form estimator that does not require summing over all  $N^K$  permutations.

Indeed, the above analysis is out of place for Example 3 because, in this case, we can express the product-form estimator as the product

$$\mu_{\times}^N(\varphi) = \prod_{k=1}^K \left( \frac{1}{N} \sum_{n=1}^N \psi(X_k^n) \right) = \prod_{k=1}^K \mu_k^N(\psi) \quad (19)$$

of the univariate sample averages  $\mu_1^N(\psi), \dots, \mu_K^N(\psi)$  and evaluate each of these separately at a total  $\mathcal{O}(N)$  cost. Given that the number of samples required for  $\mu_{\times}^N(\varphi)$  to yield a reasonable estimate scales linearly with dimension (Example 2), it follows that the cost incurred by computing such an estimate scales quadratically with dimension. In the case of  $\mu^N(\varphi)$ , the number of samples required, and hence the cost, scales exponentially with dimension; making the product-form estimator the clear choice for this simple case. This linear-cost-in-sample-number trick (19) significantly expands the usefulness of product-form estimators, as we see in the following section.

## 2.4 Linear cost variants

Recall our starting example from Section 1. In that case, the product-form estimator trivially breaks down into the product of  $K$  sample averages (2) and, consequently, we can evaluate it in  $\mathcal{O}(N)$  operations. We can exploit this trick whenever the test function possesses product-like structure: if  $\varphi$  is a sum

$$\varphi = \sum_{j=1}^J \varphi^j \text{ of products } \varphi^j := \prod_{k=1}^K \varphi_k^j \quad (20)$$

of univariate functions  $(\varphi_k^j : S_k \rightarrow \mathbb{R})_{j \in [J], k \in [K]}$ , the product-form estimator decomposes into a sum of products (SOP) of univariate averages,

$$\mu_{\times}^N(\varphi) = \sum_{j=1}^J \prod_{k=1}^K \mu_k^N(\varphi_k^j),$$

where

$$\mu_k^N(\varphi_k^j) := \frac{1}{N} \sum_{n=1}^N \varphi_k^j(X_k^n) \quad \forall j \in [J], \quad k \in [K],$$

and we are able to evaluate  $\mu_{\times}^N(\varphi)$  in  $\mathcal{O}(N)$  operations. In these cases, the use of product-form estimators amounts to nothing more than a dimensionality-reduction technique: we exploit the independence of the target to express our  $K$ -dimensional integral in terms of an SOP of one-dimensional integrals,

$$\mu(\varphi) = \sum_{j=1}^J \prod_{k=1}^K \mu_k(\varphi_k^j) =: \text{sop}(\{\mu_k(\varphi_k^j)\}_{j \in [J], k \in [K]}),$$

estimate each of these separately,

$$\mu_k(\varphi_k^j) \approx \mu_k^N(\varphi_k^j) \quad \forall j \in [J], \quad k \in [K],$$

and replace the one-dimensional integrals in the SOP with their estimates to obtain an estimate for the  $K$ -dimensional integral:

$$\mu(\varphi) \approx \text{sop}(\{\mu_k^N(\varphi_k^j)\}_{j \in [J], k \in [K]}) = \mu_{\times}^N(\varphi).$$

By so exploiting the structure in  $\mu$  and  $\varphi$ , the product-form estimator achieves a lower variance than the standard estimator (Corollary 2.4). Moreover, evaluating each univariate sample average  $\mu_k^N(\varphi_k^j)$  requires only  $\mathcal{O}(N)$  operations and, consequently the computational complexity of  $\mu_{\times}^N(\varphi)$  is  $\mathcal{O}(N)$  instead of  $\mathcal{O}(N^K)$  in the non-SOP case (see Section 2.3). The running time can be further reduced by calculating the univariate sample averages in parallel. Of course, similar considerations apply if the test function  $\varphi$  is a sum of products of low-dimensional functions instead of univariate ones.

For general  $\varphi$ , we are often able to extend the linear-cost approach by approximating  $\varphi$  with SOPs (e.g. using truncated Taylor expansions for analytic real-valued  $\varphi$ ). The idea is that, if  $\varphi \approx \varphi_{\text{sop}}$  for some SOP  $\varphi_{\text{sop}}$ , then

$$\mu(\varphi) \approx \mu(\varphi_{\text{sop}}), \quad \text{Var}(\mu_{\times}^N(\varphi)) \approx \text{Var}(\mu_{\times}^N(\varphi_{\text{sop}})),$$

and we can use  $\mu_{\times}^N(\varphi_{\text{sop}}) \approx \mu(\varphi_{\text{sop}})$  as a linear-cost estimator for  $\mu(\varphi)$  without significantly affecting the variance reduction. This of course comes at the expense of introducing a bias in our estimates, albeit one that can often be made arbitrarily small by using more and more refined approximations (these biases may in principle be removed using multi-level randomisation [38, 48]). The choice of approximation quality itself proves to be a balancing act as more refined approximations typically incur higher evaluation costs. If these costs are high enough, then any potential computational gains afforded by the reduction in variance are lost. In summary, this SOP approximation approach is most beneficial for test functions (a) that are effectively approximated by SOP functions (so that the bias is low), (b) whose SOP approximations are relatively cheap to compute (so that the cost is low), and (c) that have a high-dimensional product-form component to them (so that the variance reduction is large, c.f. Section 2.2). In these cases, the gains in performance can be substantial as illustrated by the following toy example.

*Example 4.* Let  $\mu_1, \dots, \mu_K$  be uniform distributions on the interval  $[0, a]$  of length  $a > 1$  and consider the test function  $\varphi(x) := e^{x_1 \dots x_K}$ . The integral can be expressed in terms of the generalized hypergeometric function  ${}_pF_q$ ,

$$\mu(\varphi) = \sum_{j=0}^{\infty} \frac{\mu_1(x_1^j) \dots \mu_K(x_K^j)}{j!} = \sum_{j=0}^{\infty} \frac{1}{j!} \left[ \frac{a^j}{(j+1)} \right]^K = {}_K F_K(1, \dots, 1; 2, \dots, 2; a^K),$$

and grows super-exponentially with the dimension  $K$  (see Fig. 2a). Because

$$\varphi(x) = e^{x_1 \dots x_K} \approx \sum_{j=0}^J \frac{[x_1 \dots x_K]^j}{j!} = 1 + \sum_{j=1}^J \frac{x_1^j \dots x_K^j}{j!} =: \varphi_J(x)$$

for large enough truncation cutoffs  $J$ , we have that

$$\mu_{\times}^N(\varphi) \approx \mu_{\times}^N(\varphi_J) = 1 + \sum_{j=1}^J \frac{\mu_1^N(x_1^j) \dots \mu_K^N(x_K^j)}{j!}.$$

Using  $\mu_{\times}^N(\varphi_J)$  instead of  $\mu_{\times}^N(\varphi)$  as an estimator for  $\mu(\varphi)$ , we lower the computational cost from  $\mathcal{O}(N^K)$  to  $\mathcal{O}(KN)$ . In exchange, we introduce a bias:

$$\begin{aligned} \mathbb{E}[\mu_{\times}^N(\varphi_J)] - \mu(\varphi) &= \mu(\varphi_J) - \mu(\varphi) = \mu(\varphi_J - \varphi) = \mu \left( \sum_{j=J+1}^{\infty} \frac{x_1^j \dots x_K^j}{j!} \right) \\ &= \sum_{j=J+1}^{\infty} \frac{\mu_1(x_1^j) \dots \mu_K(x_K^j)}{j!} = \sum_{j=J+1}^{\infty} \frac{1}{j!} \left[ \frac{a^j}{j+1} \right]^K. \end{aligned}$$

As  $\sum_{j=J+1}^{\infty} \frac{a^{jK}}{j!} = o(a^{JK}/J!)$ , the bias decays super-exponentially with the cutoff  $J$ , at least for sufficiently large  $J$ . In practice, we found it to be significant for  $J$ s smaller than  $0.8a^K$  and negligible for  $J$ s larger than  $1.2a^K$  (Fig. 2b). In particular, the cutoff  $J$  necessary for  $\mu_{\times}^N(\varphi_J)$  to yield estimates with small bias grows exponentially with the dimension  $K$ .

However, similar manipulations to those above reveal that

$$\begin{aligned} \sigma^2(\varphi) &= {}_K F_K(1, \dots, 1; 2, \dots, 2; 2a^K) - {}_K F_K(1, \dots, 1; 2, \dots, 2; a^K)^2 \\ \sigma_{\times}^2(\varphi_J) &= K \sum_{i=0}^J \sum_{j=0}^J \frac{1}{i!j!} \frac{ij}{i+j+1} \left( \frac{a^{i+j}}{(i+1)(j+1)} \right)^K \end{aligned}$$

and we find that the variance reduction achieved by  $\mu_{\times}^N(\varphi_J)$  far outpaces the growth in  $K$  of the cutoff (and, thus, the computational cost of  $\mu_{\times}^N(\varphi_J)$ ) necessary to achieve a small bias (Fig. 2c). Indeed, the asymptotic-standard-deviation-to-mean ratio,  $\sigma(\varphi)/\mu(\varphi)$ , rapidly diverges with  $K$  in the case of the standard estimator (Fig. 2d, solid). In that of the biased product-form estimator, the ratio,  $\sigma_{\times}(\varphi_J)/\mu(\varphi)$ , also diverges with  $K$  but at a much slower rate (Fig. 2d, dashed). For this reason, the number of samples necessary for obtain a, say, 1% accuracy estimate of  $\mu(\varphi)$  using  $\mu_{\times}^N(\varphi_J)$  remains manageable for a substantially larger range of  $a$ s and  $K$ s than in the case of  $\mu^N(\varphi)$ , even after factoring in the extra cost required to evaluate  $\mu_{\times}^N(\varphi_J)$  for  $J$ 's large enough that the bias is insignificant. For instance, with  $a = 1.5$  and  $K = 10$ , a cutoff of seventy ( $J = 70$ ), one million samples ( $N = 10^6$ ), and less than one minute of computation time suffices for  $\mu_{\times}^N(\varphi_J)$  to produce a 1% accuracy estimate of  $\mu(\varphi) \approx 6.68 \times 10^7$  (Fig. 2e). Using the same one million samples and the standard estimator, we obtain very poor estimates (Fig. 2f). Indeed, its asymptotic variance equals  $4.45 \times 10^{29}$  and, so, we would need approximately  $10^{18}$  samples to obtain 1% accuracy estimates using  $\mu^N(\varphi)$ , something far beyond current computational capabilities.

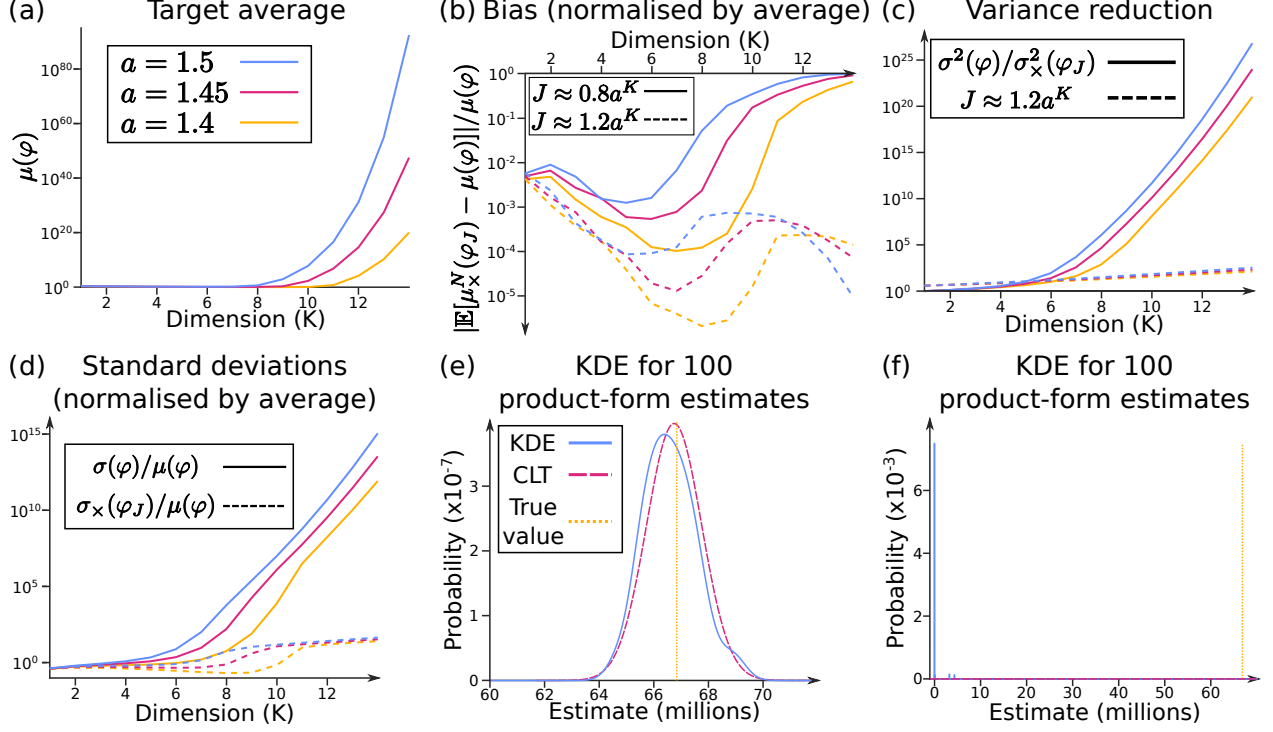


Figure 2: **(a–d)** Plots generated for three values of  $a$ :  $a = 1.4$  (blue),  $a = 1.45$  (magenta), and  $a = 1.5$  (yellow). **(a)** Target average  $\mu(\varphi)$  as a function of dimension  $K$ . **(b)** Bias of product-form estimator (normalized by target average) as a function of  $K$  with truncation cut-offs  $J = \lceil 0.8a^K \rceil + 2$  (solid) and  $J = \lceil 1.2a^K \rceil + 2$  (dashed). We added the  $+2$  to avoid trivial cutoffs for low values of  $a^K$ . **(c)** Ratio of asymptotic variances  $\sigma^2(\varphi)/\sigma_x^2(\varphi_J)$  (solid) with  $J = \lceil 1.2a^K \rceil + 2$  (dashed) as a function of  $K$ . **(d)** Asymptotic standard deviation (normalized by target average) for conventional (solid) and biased product-form (dashed, with  $J = \lceil 1.2a^K \rceil + 2$ ) estimators as a function of  $K$ . **(e)** Kernel density estimator [52] (blue) obtained with  $a = 1.5$ ,  $K = 10$ ,  $J = 70$ , and 100 repeats of  $\mu_x^N(\varphi_J)$  each involving  $N = 10^6$  samples is a good match to the corresponding sampling distribution (magenta) predicted by the CLT in Theorem 2.1. Comparing with the target average (yellow), we find a mean absolute error across repeats of  $6.73 \times 10^5 \approx 1\% \mu(\varphi)$ . **(f)** As in (e) but for  $\mu^N(\varphi)$ . This time, the predicted sampling distribution is extremely wide (with a standard deviation of  $6.7 \times 10^{14}$ ) and a poor match to the kernel density estimator (almost a Dirac delta close to zero). The mean absolute error is  $6.67 \times 10^7 \approx \mu(\varphi)$ . The estimator’s failure traces to the extreme rarity of the samples  $X^n$  that achieve very large values of  $\varphi(X^n)$  (i.e. those whose components are all close to  $a$ ). Because the components are independent, they are extremely unlikely to simultaneously be close to  $a$  and the aforementioned samples are not observed for realistic ensemble sizes  $N$ . The product-form estimator avoids this issue by averaging over each component separately.



### 3 Extensions to non-product-form targets

While interesting product-form distributions can be found throughout the applied probability literature (ranging from the stationary distributions of Jackson queues [23, 24] and complex-balanced stochastic reaction networks [1, 7] to the mean-field approximations often used in variational inference [47, 5]), most target distributions are not product-form. For this reason, we study in this section how to expand the applicability of product-form estimators beyond product-form targets.

We consider two extensions, the first being the ‘mixture of product-form’ estimators in Section 3.1 for targets that are mixtures of product-form distributions. Because we can approximate many distributions with these mixtures, this extension opens the door to tackling still more complicated targets (at the expense of introducing some bias). For targets ill-suited to this approach, we instead combine in Section 3.2 the ideas of Section 2 with importance sampling. As we will see, the product-form versions of importance sampling estimators achieve greater statistical efficiency than their conventional counterparts for general targets whenever the proposal is product-form.

#### 3.1 Mixtures of products

Suppose that our target  $\mu$  is not a product-form distribution but a mixture of several:

$$\mu := \sum_{i=1}^I \theta_i \mu^i, \quad (21)$$

where the mixture weights  $\theta_1, \dots, \theta_I > 0$  satisfy  $\sum_{i=1}^I \theta_i = 1$  and, for each  $i$  in  $[I]$ ,  $\mu^i$  is the product  $\prod_{k=1}^{K_i} \mu_k^i$  of distributions  $\mu_1^i, \dots, \mu_{K_i}^i$  respectively defined on

$$(S_k^i, \mathcal{S}_k^i) := \left( \prod_{k' \in \mathcal{K}_k^i} S_{k'}, \prod_{k \in \mathcal{K}_1^i} \mathcal{S}_{k'} \right) \quad \forall k = 1, \dots, K_i,$$

for some given partitions  $\{\mathcal{K}_1^1, \dots, \mathcal{K}_{K_1}^1\}, \dots, \{\mathcal{K}_1^I, \dots, \mathcal{K}_{K_I}^I\}$  of  $[K]$ . Notice that, to further broaden the applicability of the ensuing estimators, we allow for mixture components that are products over some but not all dimensions (in the case where every mixture component does factorise fully,  $K_i = K$  and  $\mathcal{K}_k^i = \{k\}$  for  $i = 1, \dots, I$  and  $k = 1, \dots, K$ ). Fix a square  $\mu$ -integrable test function  $\varphi$  and suppose we wish to compute  $\mu(\varphi)$ . It is well-known [42, 20] that the basic Monte Carlo estimator,

$$\mu^N(\varphi) := \frac{1}{N} \sum_{n=1}^N \varphi(X^n)$$

where  $X^1, \dots, X^N$  denote i.i.d. samples drawn from  $\mu$ , is outperformed by its stratified variant:

$$\mu_s^N(\varphi) := \sum_{i=1}^I \frac{\theta_i}{N_i} \sum_{n=1}^{N_i} \varphi(X^{i,n}) =: \sum_{i=1}^I \theta_i \mu^{i, N_i}(\varphi), \quad (22)$$

where  $(X^{1,1}, \dots, X^{1,N_1}), \dots, (X^{I,1}, \dots, X^{I,N_I})$  are  $I$  independent sequences of i.i.d. samples respectively drawn from  $\mu^1, \dots, \mu^I$  and  $N_1 = \theta_1 N, \dots, N_I = \theta_I N$  for some  $N > 0$  (out of convenience, we are assuming that these are integers). In particular,  $\mu_s^N(\varphi)$  is a consistent, unbiased, and asymp-

totically normal estimator for  $\mu(\varphi)$  whose variance is bounded above by that of  $\mu^N(\varphi)$ :

$$\begin{aligned}\text{Var}(\mu_s^N(\varphi)) &= \sum_{i=1}^I \theta_i^2 \text{Var}(\mu^{i,N_i}(\varphi)) = \sum_{i=1}^I \theta_i^2 \frac{\mu^i([\varphi - \mu^i(\varphi)]^2)}{N_i} = \frac{\sum_{i=1}^I \theta_i \mu^i([\varphi - \mu^i(\varphi)]^2)}{N} \\ &= \frac{\sum_{i=1}^I \theta_i \mu^i(\varphi^2) - \sum_{i=1}^I \theta_i \mu^i(\varphi)^2}{N} \leq \frac{\mu(\varphi^2) - \mu(\varphi)^2}{N} = \frac{\sigma^2(\varphi)}{N} = \text{Var}(\mu^N(\varphi))\end{aligned}$$

for all  $N > 0$ . Given our assumption that the distributions in the mixture are product-form, we easily improve on  $\mu_s^N(\varphi)$  using the product-form analogues of  $\mu^{1,N_1}(\varphi), \dots, \mu^{I,N_I}(\varphi)$ :

$$\mu_{s,\times}^N(\varphi) := \sum_{i=1}^I \frac{\theta_i}{N_i^{K_i}} \sum_{\mathbf{n}^i \in [N_i]^{K_i}} \varphi(X^{i,\mathbf{n}^i}) =: \sum_{i=1}^I \theta_i \mu_{\times}^{i,N_i}(\varphi), \quad (23)$$

is more statistically efficient than  $\mu_s^N(\varphi)$  as long as at least one of the mixture components is product-form (notice that if a component,  $\mu^i$ , does not factorise at all, then  $K_i = 1$  and  $\mu_{\times}^{i,N_i}(\varphi)$  reduces to the standard Monte Carlo estimator  $\mu^{i,N_i}(\varphi)$  for that component).

**Corollary 3.1.** *If  $\varphi$  is  $\mu$ -integrable, then  $\mu_{s,\times}^N(\varphi)$  in (23) is an unbiased estimator for  $\mu(\varphi)$ . If  $\varphi$  belongs to  $L_\mu^2$  and  $N_1, \dots, N_I$  are integers proportional to  $N$  (i.e.  $N_1 = \alpha_1 N, \dots, N_I = \alpha_I N$  for some  $\alpha_1, \dots, \alpha_I > 0$ ), then  $\mu_{s,\times}^N(\varphi)$  is strongly consistent and asymptotically normal with variance*

$$\text{Var}(\mu_{s,\times}^N(\varphi)) = \sum_{i=1}^I \theta_i^2 \text{Var}(\mu_{\times}^{i,N_i}(\varphi)) = \sum_{i=1}^I \theta_i^2 \left( \sum_{\emptyset \neq A \subseteq [K_i]} \frac{\sum_{B \subseteq A} (-1)^{|A|-|B|} [\sigma_{A,B}^i(\mu_{A^c}^i(\varphi))]^2}{\alpha_i^{|A|} N^{|A|}} \right),$$

for all  $N > 0$ , and asymptotic variance

$$\sigma_{s,\times}^2(\varphi) = \sum_{i=1}^I \frac{[\theta_i \sigma_{\times}^i(\varphi)]^2}{\alpha_i},$$

where, for all  $\psi$  in  $L_{\mu_A}^2$ ,  $B \subseteq A \subseteq [K_i]$ , and  $i$  in  $[I]$ ,

$$\begin{aligned}[\sigma_{A,B}^i(\psi)]^2 &:= \mu_A^i([\mu_{A \setminus B}^i(\psi) - \mu_A^i(\psi)]^2), \\ [\sigma_{\times}^i(\varphi)]^2 &:= \sum_{k=1}^{K_i} \mu_k^i([\mu_{[K_i] \setminus \{k\}}^i(\varphi) - \mu^i(\varphi)]^2).\end{aligned}$$

If, in particular,  $\alpha_1 = \theta_1, \dots, \alpha_I = \theta_I$ , then the variances of  $\mu_{s,\times}^N$  are bounded above by those of  $\mu_s^N$ :

$$\begin{aligned}\text{Var}(\mu_{s,\times}^N(\varphi)) &= \sum_{i=1}^I \theta_i^2 \text{Var}(\mu_{\times}^{i,N_i}(\varphi)) \leq \sum_{i=1}^I \theta_i^2 \text{Var}(\mu^{i,N_i}(\varphi)) = \text{Var}(\mu_s^N(\varphi)) \quad \forall N > 0, \\ \sigma_{s,\times}^2(\varphi) &= \sum_{i=1}^I \theta_i [\sigma_{\times}^i(\varphi)]^2 \leq \sum_{i=1}^I \theta_i^2 \mu^i([\varphi - \mu^i(\varphi)]^2) = \lim_{N \rightarrow \infty} N \text{Var}(\mu_s^N(\varphi)).\end{aligned}$$

*Proof.* Follows from Theorem 2.1, Corollary 2.4, and the continuous mapping theorem.  $\square$

Employing a Lagrange multiplier as in [2, p.153], we find that  $N_i^* \propto \theta_i \sigma_{\times}^i(\varphi)$  for all  $i = 1, \dots, I$  achieve the smallest possible asymptotic variance ( $\sum_{i=1}^I \theta_i \sigma_{\times}^i(\varphi)$ ) for fixed  $N = \sum_{i=1}^I N_i$ . Of course,  $\sigma_{\times}^1(\varphi), \dots, \sigma_{\times}^I(\varphi)$  are unknown in practice and must be estimated, which would lead to an adaptive scheme similar to those for  $\mu_s^N(\varphi)$  in [45, 15, 12].

### 3.2 Importance sampling

Suppose now that we have an unnormalized (but finite) unsigned target measure  $\gamma$  that is absolutely continuous with respect to the product-form distribution  $\mu$  in Section 2—analogous considerations apply if  $\mu$  is instead the mixture of products distribution in Section 3.1—and let  $w := d\gamma/d\mu$  be the corresponding Radon-Nikodym derivative. Instead of the usual important sampling (IS) estimator [49],  $\gamma^N(\varphi) := \mu^N(w\varphi)$ , for  $\gamma(\varphi)$ , we consider its product-form variant,  $\gamma_{\times}^N(\varphi) := \mu_{\times}^N(w\varphi)$ . The results of Section 2 immediately give us the following:

**Corollary 3.2.** *If  $\varphi$  is  $\gamma$ -integrable, then  $\gamma_{\times}^N(\varphi)$  is an unbiased estimator for  $\gamma(\varphi)$ . If, furthermore,  $w\varphi$  belongs to  $L_{\mu}^2$ , then  $\gamma_{\times}^N(\varphi)$  is strongly consistent, asymptotically normal, and its finite sample and asymptotic variances are bounded above by those of  $\gamma^N(\varphi)$ :*

$$\begin{aligned} \text{Var}(\gamma_{\times}^N(\varphi)) &= \text{Var}(\mu_{\times}^N(w\varphi)) \leq \text{Var}(\mu^N(w\varphi)) = \text{Var}(\gamma^N(\varphi)) \quad \forall N > 0, \\ \sigma_{\gamma, \times}^2(\varphi) &= \sigma_{\times}^2(w\varphi) \leq \sigma^2(w\varphi) = \sigma_{\gamma}^2(\varphi), \end{aligned}$$

where  $\text{Var}(\mu_{\times}^N(w\varphi))$  and  $\sigma_{\times}^2(w\varphi)$  are as Theorem 2.1.

*Proof.* Replace  $\varphi$  with  $w\varphi$  in Theorem 2.1 and Corollary 2.4.  $\square$

Corollary 3.2 tells us that  $\gamma_{\times}^N(\varphi)$  is more statistically efficient than the conventional IS estimator  $\gamma^N(\varphi)$  whether the target  $\gamma$  is product-form or not. In a nutshell,  $\mu_{\times}^N$  in (7) is a better approximation to the proposal  $\mu$  than  $\mu^N$  in (6) and, consequently,  $\gamma_{\times}^N(\varphi) = \mu_{\times}^N(w\varphi)$  is a better approximation to  $\gamma(\varphi) = \mu(w\varphi)$  than  $\gamma^N(\varphi) = \mu^N(w\varphi)$ , for any test function  $\varphi$ . Indeed, by constructing all  $N^K$  permutations of the tuples  $X^1, \dots, X^n$ , we reveal other areas of similar  $\mu$  probability and further explore the state space. This can be particularly of use when the proposal and target are mismatched as it can amplify the number of tuples landing in the target’s high probability regions (i.e. achieving high weights  $w$ ) and, consequently, substantially improve the quality of the finite sample approximation (Fig. 3).

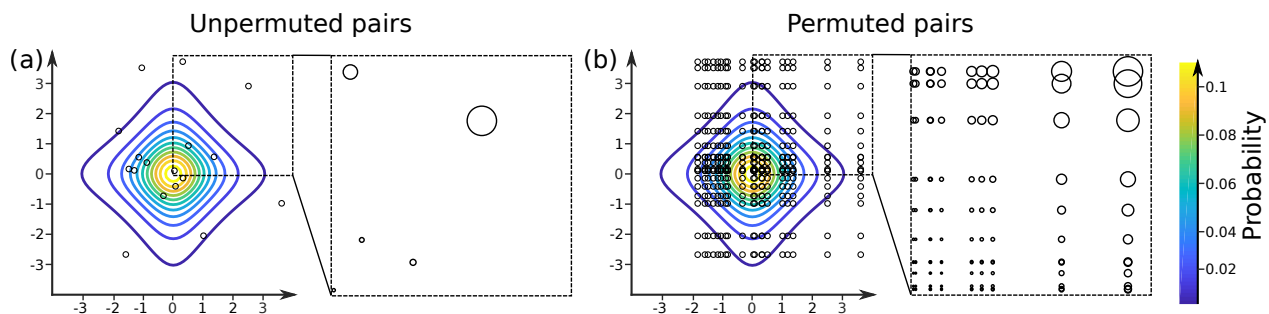


Figure 3: **Product-form approximations improve state space exploration.** The target, a uniform distribution on  $[0, 4]^2$  (dashed square), and the proposal, the product of two student-t distributions with 1.5 degrees of freedom (contours), are mismatched. Consequently, only 5 of 20 pairs independently drawn from the proposal land within the target’s support (a) and the corresponding weighted sample approximation (a, inset, dot diameter proportional to sample weight) is poor. By permuting these pairs, we improve the coverage of the state space (b), increase the number of pairs lying within the target’s support, and obtain a much better weighted sample approximation (b, inset, dot diameter proportional to sample weight).

Similarly, the self-normalized version  $\pi_{\times}^N(\varphi) := \gamma_{\times}^N(\varphi)/\gamma_{\times}^N(S)$  of the product-form IS estimator  $\gamma_{\times}^N(\varphi)$  is a consistent and asymptotically normal estimator for averages  $\pi(\varphi)$  with respect to the

normalized target  $\pi := \gamma/\mathcal{Z}$ , where  $\mathcal{Z} := \gamma(S)$  denotes the normalizing constant. As in the case of the standard self-normalized importance sampling (SNIS) estimator  $\pi^N(\varphi) := \gamma^N(\varphi)/\gamma^N(S)$ , the ratio in  $\pi_{\times}^N(\varphi)$ 's definition introduces an  $\mathcal{O}(N^{-1})$  bias and stops us from obtaining analytic expression for its finite sample variance (that the bias is  $\mathcal{O}(N^{-1})$  follows from an argument analogous to that given for standard SNIS in [34, p.35] and requires making assumptions on the higher moments of  $\varphi(X^1)$ ). Otherwise,  $\pi_{\times}^N(\varphi)$ 's theoretical properties are analogous to those of the product-form estimator  $\mu_{\times}^N(\varphi)$  and its importance sampling variant  $\gamma_{\times}^N(\varphi)$ :

**Corollary 3.3.** *If  $w\varphi$  belongs to  $L_{\mu}^2$ , then  $\pi_{\times}^N(\varphi)$  is strongly consistent, asymptotically normal, and its asymptotic variance is bounded above by that of  $\pi^N(\varphi)$ :*

$$\sigma_{\pi_{\times}}^2(\varphi) = \sigma_{\times}^2(w^{\pi}[\varphi - \pi(\varphi)]) \leq \sigma^2(w^{\pi}[\varphi - \pi(\varphi)]) = \sigma_{\pi}^2(\varphi),$$

where  $w^{\pi}$  denotes the normalized weight function  $w/\mathcal{Z}$  and  $\sigma_{\times}^2(w^{\pi}[\varphi - \pi(\varphi)])$  is as in Theorem 2.1.

*Proof.* Given Theorem 2.1 and Corollary 2.4, the arguments here follow closely those for standard SNIS. In particular, because  $\pi_{\times}^N(\varphi) = \gamma_{\times}^N(\varphi)/\gamma_{\times}^N(S) = \mu_{\times}^N(w\varphi)/\mu_{\times}^N(w)$  and  $\mu(w) = \gamma(S) = \mathcal{Z}$ ,

$$\pi_{\times}^N(\varphi) - \pi(\varphi) = \frac{\mu_{\times}^N(w\varphi)}{\mu_{\times}^N(w)} - \pi(\varphi) = \frac{\mu(w)}{\mu_{\times}^N(w)} \mu_{\times}^N \left( \frac{w[\varphi - \pi(\varphi)]}{\mathcal{Z}} \right) = \frac{\mu(w)}{\mu_{\times}^N(w)} \mu_{\times}^N(w^{\pi}[\varphi - \pi(\varphi)]).$$

Given that  $\mu_{\times}^N(w)$  tends to  $\mu(w)$  in probability as  $N$  approaches infinity (Theorem 2.1), the strong consistency and asymptotic normality of  $\pi_{\times}^N(\varphi)$  then follow from those of  $\mu_{\times}^N(w^{\pi}[\varphi - \pi(\varphi)])$  (Theorem 2.1) and Slutsky's theorem. The asymptotic variance bound follows from that in Corollary 2.4.  $\square$

## 4 Discussion

The main message of this paper is that, when employing Monte Carlo estimators to tackle problems possessing some sort of product structure, one should endeavour to exploit this structure to improve the estimators' performance. The resulting product-form estimators are not a panacea for the curse of dimensionality in Monte Carlo, but they are a useful and seemingly overlooked tool in the practitioner's arsenal that make certain problems solvable when they otherwise would not be. In particular, they shine when the integral in question is laden with product structure and falter if it is light. More specifically, whenever the target, or proposal, we are drawing samples from is product-form, these estimators achieve a smaller variance than their conventional counterparts. In our experience (e.g. Examples 2, 4), the gap in variance grows exponentially with dimension whenever the integrand does not decompose into a sum of low-dimensional functions like in the trivial case (14). For the reasons given in Section 2.2, we expect the variance reduction to be further accentuated by targets that are 'spread out' rather than highly peaked.

The gains in statistical efficiency come at a computational cost: in general, product-form estimators require  $N^K$  evaluations of the test function while conventional estimators only require  $N$  evaluations. For this reason, product-form estimators are of greatest use when the variance reduction is particularly pronounced or when samples are expensive to acquire (both estimators require drawing the same number  $N$  of samples) or store (as, for example, when one employs physical random numbers and requires reproducibility [43]). In the latter case, product-form estimators enable us to extract the most possible from the samples we have gathered so far: by permuting the samples' components, the estimators artificially generate further samples. Of course, the more permutations we make, the more correlated our sample ensemble becomes and we get a diminishing

returns effect that results in an  $\mathcal{O}(N^{-1/2})$  rate of convergence instead of the  $\mathcal{O}(N^{-K/2})$  we would achieve using  $N^K$  independent samples. There is a middle ground here that remains unexplored: using  $N < M < N^K$  permutations instead of all  $N^K$  possible, so lowering the cost to  $\mathcal{O}(M)$  at the expense of some of the variance reduction (see [32, 31] for similar ideas in the Monte Carlo literature). In particular, by choosing the  $M$  permutations so that the correlations among them are minimised (e.g. the  $M$  permutations with least overlap among their components), it might be possible to substantially reduce the cost without sacrificing much of the variance reduction. This type of approach is closely related to the theory of incomplete U-statistics [30, Chap. 4.3], an area in which there are ongoing efforts directed at designing good reduced-cost estimators (e.g. [26]).

There is one setting in which we believe that product-form estimators should be applied without hesitation: if the integrand is a sum of products (SOP) of univariate functions, the cost comes down to  $\mathcal{O}(N)$  without affecting the variance reduction (Section 2.4). For instance, when estimating ELBO gradients to optimise mean-field approximations [47] of posteriors  $e^v$  with SOP potentials  $v$ . Furthermore, because many test functions can be effectively approximating with SOPs, it is possible to extend the  $\mathcal{O}(N)$  approach to integrands that are not SOPs at the cost of introducing some bias (Example 4). If the bias proves particularly undesirable, it can in principle be removed using multi-level randomisation [38, 48] or similar debiasing techniques. The main challenge then becomes devising accurate SOP approximations that do not involve prohibitively large numbers of low dimensional functions. Care also needs to be taken to ensure that the resulting integrals closely approximate the original integral. For example, applying Taylor expansions blindly can lead to infinite sums of moments that are not absolutely convergent, the truncations of which will never settle down to the desired integral. Indeed, how to systematically design SOP approximations that mix well with product-form estimators remains an open question and the success of this type of approach hinges upon its resolution.

The approach of combining product-form estimators with SOP-approximations amounts to nothing more than a dimensionality reduction technique: we approximate a high dimensional integral with a linear combination of products of low-dimension integrals, estimate each of the latter separately, and plug the estimates back into the linear combination to obtain an estimate of the original integral. It is certainly not without precedents: for instance, [46, 36, 16, 6] all propose, in rather different contexts, similar approximations except that the low-dimensional integrals are computed using closed form analytical expressions or cubature (for a very well-known example, see the delta method for moments [41]). By using Monte Carlo, we extend this type of approach to cases where no analytical expressions are available and the low-dimensional integrals are still sufficiently high-dimensional to preclude the effective use of cubature. In practice, the best option will likely involve a mix of these: use analytic expressions where available, cubature where possible, and Monte Carlo for everything else. One could also use quasi Monte Carlo here and, in doing so, exploit its strength for approximating low-dimensional integrals to tackle higher dimensional problems.

Even though product-form estimators are directly applicable only to product-form distributions, they are easily extended to other targets using well-established techniques in the Monte Carlo literature. To demonstrate this point, we considered two simple extensions: that to mixture of product-form targets (Section 3.1) and that to targets that are absolutely continuous with respect to product-form distributions (Section 3.2). The latter extension exemplifies an important point: product-form estimators and their variations achieve lower variance than the usual Monte Carlo estimators whenever the proposal is product-form, even for targets that are not product-form. Many other extensions are possible. For instance, putting together these two extensions, we obtain a product-form version of (stratified) mixture importance sampling estimators [42, 20] that is particularly appropriate for multi-modal targets. For another example, see the divide-and-conquer SMC algorithm [32] that is obtained by combining product-form estimators with SMC, as demonstrated

in [29]. In general, we believe that product-form estimators will be of greatest use when embedded within more complicated Monte Carlo routines to tackle the aspects of the problem exhibiting product structure. There remains much work to be done in this direction.

## References

- [1] D. F. Anderson, G. Craciun, and T. G. Kurtz. Product-form stationary distributions for deficiency zero chemical reaction networks. *Bull. Math. Biol.*, 72(8):1947–1970, 2010. doi:[10.1007/s11538-010-9517-4](https://doi.org/10.1007/s11538-010-9517-4).
- [2] S. Asmussen and W. Glynn. *Stochastic Simulation: Algorithms and Analysis*. Springer-Verlag New York, 2007. doi:[10.1007/978-0-387-69033-9](https://doi.org/10.1007/978-0-387-69033-9).
- [3] P. H. Baxendale. Renewal theory and computable convergence rates for geometrically ergodic Markov chains. *Ann. Appl. Probab.*, 15(1B):700–738, 2005. doi:[10.1214/105051604000000710](https://doi.org/10.1214/105051604000000710).
- [4] T. Bengtsson, P. Bickel, and B. Li. Curse-of-dimensionality revisited: Collapse of the particle filter in very large scale systems. In D. Nolan and T. Speed, editors, *Probability and Statistics: Essays in Honor of David A. Freedman*, volume 2, pages 316–334. Institute of Mathematical Statistics, 2008. doi:[10.1214/193940307000000518](https://doi.org/10.1214/193940307000000518).
- [5] D. M. Blei, A. Kucukelbir, and J. D. McAuliffe. Variational inference: A review for statisticians. *J. Am. Stat. Assoc.*, 112(518):859–877, 2017. doi:[10.1080/01621459.2017.1285773](https://doi.org/10.1080/01621459.2017.1285773).
- [6] M. Braun and J. McAuliffe. Variational inference for large-scale models of discrete choice. *J. Am. Stat. Assoc.*, 105(489):324–335, 2010. doi:[10.1198/jasa.2009.tm08030](https://doi.org/10.1198/jasa.2009.tm08030).
- [7] D. Cappelletti and C. Wiuf. Product-form Poisson-like distributions and complex balanced reaction systems. *SIAM J. Appl. Math.*, 76(1):411–432, 2016. doi:[10.1137/15M1029916](https://doi.org/10.1137/15M1029916).
- [8] N. Chopin and O. Papaspiliopoulos. *An Introduction to Sequential Monte Carlo*. Springer, Cham, 2020. doi:[10.1007/978-3-030-47845-2](https://doi.org/10.1007/978-3-030-47845-2).
- [9] S. Cléménçon. On U-processes and clustering performance. *Advances in Neural Information Processing Systems*, 24:37–45, 2011.
- [10] S. Cléménçon, I. Colin, and A. Bellet. Scaling-up empirical risk minimization: Optimization of incomplete U-statistics. *J. Mach. Learn. Res.*, 17(76):1–36, 2016.
- [11] S. Cléménçon, G. Lugosi, and N. Vayatis. Ranking and Empirical Minimization of U-statistics. *Ann. Stat.*, 36(2):844 – 874, 2008. doi:[10.1214/009052607000000910](https://doi.org/10.1214/009052607000000910).
- [12] R. Douc, A. Guillin, J.-M. Marin, and C. P. Robert. Convergence of adaptive mixtures of importance sampling schemes. *Ann. Stat.*, 35(1):420–448, 2007. doi:[10.1214/009053606000001154](https://doi.org/10.1214/009053606000001154).
- [13] A. Doucet, M. K. Pitt, G. Deligiannidis, and R. Kohn. Efficient implementation of Markov chain Monte Carlo when using an unbiased likelihood estimator. *Biometrika*, 102(2):295–313, 2015. doi:[10.1093/biomet/asu075](https://doi.org/10.1093/biomet/asu075).
- [14] B. Efron and C. Stein. The Jackknife Estimate of Variance. *Ann. Stat.*, 9(3):586 – 596, 1981. doi:[10.1214/aos/1176345462](https://doi.org/10.1214/aos/1176345462).



- [15] P. Étoré and B. Jourdain. Adaptive optimal allocation in stratified sampling methods. *Methodol. Comput. Appl. Probab.*, 12:335–360, 2010. doi:[10.1007/s11009-008-9108-0](https://doi.org/10.1007/s11009-008-9108-0).
- [16] S. J. Gershman, M. D. Hoffman, and D. M. Blei. Nonparametric variational inference. In *Proc. 29th Int. Conf. Mach. Learn.*, pages 235–242, 2012.
- [17] A. Gretton, K. M. Borgwardt, M. J. Rasch, B. Schölkopf, and Smola A. A kernel two-sample test. *J. Mach. Learn. Res.*, 13(25):723–773, 2012.
- [18] P. Hall and J. S. Marron. Estimation of integrated squared density derivatives. *Stat. Probab. Lett.*, 6(2):109–115, 1987. doi:[10.1016/0167-7152\(87\)90083-6](https://doi.org/10.1016/0167-7152(87)90083-6).
- [19] P. R. Halmos. The theory of unbiased estimation. *Ann. Math. Stat.*, 17(1):34–43, 1946. doi:[10.2307/2235902](https://doi.org/10.2307/2235902).
- [20] T. Hesterberg. Weighted average importance sampling and defensive mixture distributions. *Technometrics*, 37(2):185–194, 1995. doi:[10.1080/00401706.1995.10484303](https://doi.org/10.1080/00401706.1995.10484303).
- [21] W. Hoeffding. A Class of Statistics with Asymptotically Normal Distribution. *Ann. Math. Stat.*, 19(3):293 – 325, 1948. doi:[10.1214/aoms/1177730196](https://doi.org/10.1214/aoms/1177730196).
- [22] W. Hoeffding. A non-parametric test of independence. *Ann. Math. Stat.*, 19(4):546–557, 1948. doi:[10.2307/2236021](https://doi.org/10.2307/2236021).
- [23] J. R. Jackson. Networks of waiting lines. *Oper. Res.*, 5(4):518–521, 1957. doi:[10.1287/opre.5.4.518](https://doi.org/10.1287/opre.5.4.518).
- [24] F. P. Kelly. *Reversibility and stochastic networks*. Wiley, Chichester, 1st edition, 1979.
- [25] A. Kong, J. S. Liu, and W. H. Wong. Sequential imputations and Bayesian missing data problems. *J. Am. Stat. Assoc.*, 89(425):278–288, 1994. doi:[10.1080/01621459.1994.10476469](https://doi.org/10.1080/01621459.1994.10476469).
- [26] X. Kong and W. Zheng. Design based incomplete U-statistics. *arXiv preprint arXiv:2008.04348*, 2020.
- [27] Vladimir S Korolyuk and Yu V Borovskich. *Theory of U-statistics*, volume 273. Springer Science & Business Media, 1994.
- [28] J. Kowalski and X. M. Tu. *Modern Applied U-Statistics*. Wiley-Blackwell, 2007. doi:[10.1002/9780470186466](https://doi.org/10.1002/9780470186466).
- [29] J. Kuntz, F. R. Crucinio, and A. M. Johansen. The divide-and-conquer sequential Monte Carlo algorithm: theoretical properties and limit theorems. *In preparation.*, 2021.
- [30] A. J. Lee. *U-Statistics: Theory and Practice*. CRC Press, 1990.
- [31] M. T. Lin, J. L. Zhang, Q. Cheng, and R. Chen. Independent particle filters. *J. Am. Stat. Assoc.*, 100(472):1412–1421, 2005. doi:[10.1198/016214505000000349](https://doi.org/10.1198/016214505000000349).
- [32] F. Lindsten, A. M. Johansen, C. A. Naesseth, B. Kirkpatrick, T. B. Schön, J. A. D. Aston, and A. Bouchard-Côté. Divide-and-Conquer with sequential Monte Carlo. *J. Comput. Graph. Stat.*, 26(2):445–458, 2017. doi:[10.1080/10618600.2016.1237363](https://doi.org/10.1080/10618600.2016.1237363).
- [33] J. S. Liu. Metropolized independent sampling with comparisons to rejection sampling and importance sampling. *Stat. Comput.*, 6(2):113–119, 1996. doi:[10.1007/BF00162521](https://doi.org/10.1007/BF00162521).



- [34] J. S. Liu. *Monte Carlo Strategies in Scientific Computing*. Springer, New York, 2001. doi:[10.1007/978-0-387-76371-2](https://doi.org/10.1007/978-0-387-76371-2).
- [35] Q. Liu, J. Lee, and M. Jordan. A kernelized Stein discrepancy for goodness-of-fit tests. In *Proc. 33rd Int. Conf. Mach. Learn.*, volume 48, pages 276–284, 2016.
- [36] X. Ma and N. Zabaras. An adaptive hierarchical sparse grid collocation algorithm for the solution of stochastic differential equations. *Journal of Computational Physics*, 228(8):3084–3113, 2009. doi:[10.1016/j.jcp.2009.01.006](https://doi.org/10.1016/j.jcp.2009.01.006).
- [37] D. J. C. MacKay. *Information theory, inference, and learning algorithms*. Cambridge University Press, 2003.
- [38] D. McLeish. A general method for debiasing a Monte Carlo estimator. *Monte Carlo Methods Appl.*, 17(4):301–315, 2011. doi:[10.1515/mcma.2011.013](https://doi.org/10.1515/mcma.2011.013).
- [39] S. Meyn and R. L. Tweedie. *Markov Chains and Stochastic Stability*. Cambridge University Press, 2nd edition, 2009. doi:[10.1017/CB09780511626630](https://doi.org/10.1017/CB09780511626630).
- [40] A. Mira. *Ordering, slicing and splitting Monte Carlo Markov chains*. PhD thesis, University of Minnesota, 1998.
- [41] G. W. Oehlert. A note on the delta method. *Am. Stat.*, 46(1):27–29, 1992. doi:[10.1080/00031305.1992.10475842](https://doi.org/10.1080/00031305.1992.10475842).
- [42] M.-S. Oh and J. O. Berger. Integration of multimodal functions by Monte Carlo importance sampling. *J. Am. Stat. Assoc.*, 88(422):450–456, 1993. doi:[10.1080/01621459.1993.10476295](https://doi.org/10.1080/01621459.1993.10476295).
- [43] A. B. Owen. Recycling physical random numbers. *Electron. J. Stat.*, 3:1531–1541, 2009. doi:[10.1214/09-EJS541](https://doi.org/10.1214/09-EJS541).
- [44] A. Pakman and L. Paninski. Exact Hamiltonian Monte Carlo for truncated multivariate Gaussians. *J. Comput. Graph. Stat.*, 23(2):518–542, 2014. doi:[10.1080/10618600.2013.788448](https://doi.org/10.1080/10618600.2013.788448).
- [45] N. Raghavan and D. D. Cox. Adaptive mixture importance sampling. *J. Stat. Comput. Simul.*, 60(3):237–259, 1998. doi:[10.1080/00949659808811890](https://doi.org/10.1080/00949659808811890).
- [46] S. Rahman and H. Xu. A univariate dimension-reduction method for multi-dimensional integration in stochastic mechanics. *Probabilistic Engineering Mechanics*, 19(4):393–408, 2004. doi:[10.1016/j.pro bengmech.2004.04.003](https://doi.org/10.1016/j.pro bengmech.2004.04.003).
- [47] R. Ranganath, S. Gerrish, and D. Blei. Black Box Variational Inference. In *Proc. 17th Int. Conf. Artif. Intell. Stat.*, volume 33, pages 814–822, 2014.
- [48] C.-H. Rhee and P. W. Glynn. Unbiased estimation with square root convergence for sde models. *Oper. Res.*, 63(5):1026–1043, 2015. doi:[10.1287/opre.2015.1404](https://doi.org/10.1287/opre.2015.1404).
- [49] C. Robert and G. Casella. *Monte Carlo Statistical Methods*. Springer-Verlag New York, 2nd edition, 2004. doi:[10.1007/978-1-4757-4145-2](https://doi.org/10.1007/978-1-4757-4145-2).
- [50] B. W. Silverman. *Density estimation for statistics and data analysis*, volume 26 of *Monographs on Statistics and Applied Probability*. CRC press, 1986.

- [51] C. Snyder, T. Bengtsson, P. Bickel, and J. Anderson. Obstacles to high-dimensional particle filtering. *Mon. Weather Rev.*, 136(12):4629–4640, 2008. doi:10.1175/2008MWR2529.1.
- [52] M. P. Wand and M. C. Jones. Multivariate plug-in bandwidth selection. *Comput. Stat.*, 9(2):97–116, 1994.

## A Proof of Theorem 2.1

We begin with the proof of Lemma 2.2:

*Proof of Lemma 2.2.* We start with a simple identity: because  $\sum_{i=0}^j (-1)^i \binom{j}{i} = (1-1)^j$  vanishes unless  $j = 0$ ,

$$\begin{aligned} \sum_{B \subseteq A} (-1)^{|B|} &= \sum_{i=0}^{|A|} \sum_{B \subseteq A: |B|=i} (-1)^{|B|} = \sum_{i=0}^{|A|} (-1)^i \sum_{B \subseteq A: |B|=i} 1 = \sum_{i=0}^{|A|} (-1)^i \binom{|A|}{i} = 1_{\{|A|=0\}} \\ &= 1_{\{A=\emptyset\}} \quad \forall B \subseteq A \subseteq [K]. \end{aligned} \quad (24)$$

Next, we show that, for any non-empty  $A \subseteq [K]$  and  $\psi$  belonging to  $L_{\mu_A}^2$ ,  $\psi_A$  in (13) satisfies

$$\mu_B(\psi_A) = 0 \quad \forall \emptyset \neq B \subseteq A. \quad (25)$$

Because  $\mu_B(\psi_A) = \mu_B(\mu_k(\psi_A))$  for any  $k$  in a non-empty subset  $B$  of  $A$ , we need only show that  $\mu_k(\psi_A) = 0$  for any  $k$  in  $A$ . Fix any such  $k$  and note that

$$\begin{aligned} (-1)^{|A|} \psi_A &= \sum_{B \subseteq A \setminus \{k\}} (-1)^{-|B|} \mu_{A \setminus B}(\psi) + \sum_{B \subseteq A \setminus \{k\}} (-1)^{-|B \cup \{k\}|} \mu_{A \setminus (B \cup \{k\})}(\psi) \\ &= \sum_{B \subseteq A \setminus \{k\}} (-1)^{-|B|} \mu_{A \setminus B}(\psi) - \sum_{B \subseteq A \setminus \{k\}} (-1)^{-|B|} \mu_{A \setminus (B \cup \{k\})}(\psi). \end{aligned}$$

We obtain  $\mu_k(\psi_A) = 0$  by integrating both sides with respect to  $\mu_k$ , and (25) follows.

Returning to (13), assume, without loss of generality, that  $A = \{1, \dots, |A|\}$ , and note that

$$\begin{aligned} \mathbb{E} \left[ \left[ \left( \prod_{k \in A} [\mu_k^N - \mu_k] \right) (\psi) \right]^2 \right] &= \mathbb{E} [\mu_A^N(\psi_A)^2] = \mathbb{E} \left[ \left( \frac{1}{N^{|A|}} \sum_{i \in [N]^{|A|}} \psi_A(X^i) \right)^2 \right] \\ &= \frac{1}{N^{2|A|}} \sum_{i \in [N]^{|A|}} \sum_{j \in [N]^{|A|}} \mathbb{E} [\psi_A(X^i) \psi_A(X^j)], \end{aligned}$$

where  $X^i := (X_k^{i_k})_{k=1}^{|A|}$  and similarly for  $X^j$ . Suppose that  $i_k \neq j_k$  for some  $k$ . Because the components are independent and both  $X_k^{i_k}$  and  $X_k^{j_k}$  have law  $\mu_k$ , and letting  $\mathcal{F}^{i_k, j_k}$  denote the sigma algebra generated by  $(X_l^{i_l}, X_l^{j_l})_{l \neq k}$ ,

$$\begin{aligned} \mathbb{E} [\psi_A(X^i) \psi_A(X^j)] &= \mathbb{E} \left[ \mathbb{E} [\psi_A(X^i) \psi_A(X^j) | \mathcal{F}^{i_k, j_k}] \right] = \mathbb{E} \left[ \mathbb{E} [\psi_A(X^i) | \mathcal{F}^{i_k, j_k}] \mathbb{E} [\psi_A(X^j) | \mathcal{F}^{i_k, j_k}] \right] \\ &= \mathbb{E} [\mu_k(\psi_A) \mu_k(\psi_A)] = 0, \end{aligned}$$

where the last equality follows from (25). Hence,

$$\mathbb{E} \left[ \left[ \left( \prod_{k \in A} [\mu_k^N - \mu_k] \right) (\psi) \right]^2 \right] = \frac{1}{N^{2|A|}} \sum_{\mathbf{i} \in [N]^{|A|}} \mathbb{E} [\psi_A(X^{\mathbf{i}})^2] = \frac{1}{N^{2|A|}} \sum_{\mathbf{i} \in [N]^{|A|}} \mu_A(\psi_A^2) = \frac{\mu_A(\psi_A^2)}{N^{|A|}}. \quad (26)$$

Because  $A$  is non-empty by assumption and  $(-1)^{|B|} = (-1)^{-|B|}$  for all  $B \subseteq A$ , (24) implies that

$$\begin{aligned} \mu_A(\psi_A^2) &= \mu_A \left( \left[ \psi_A - \mu_A(\psi) (-1)^{|A|} \sum_{B \subseteq A} (-1)^{-|B|} \right]^2 \right) = \mu_A \left( \left[ \sum_{B \subseteq A} (-1)^{|A|-|B|} [\mu_{A \setminus B}(\psi) - \mu_A(\psi)] \right]^2 \right) \\ &= \sum_{B \subseteq A} \sum_{B' \subseteq A} (-1)^{|B|+|B'|} \mu_A([\mu_{A \setminus B}(\psi) - \mu_A(\psi)][\mu_{A \setminus B'}(\psi) - \mu_A(\psi)]). \end{aligned}$$

But,

$$\begin{aligned} \mu_A([\mu_{A \setminus B}(\psi) - \mu_A(\psi)][\mu_{A \setminus B'}(\psi) - \mu_A(\psi)]) \\ &= \mu_{B \cap B'}(\mu_{B \setminus B'}([\mu_{A \setminus B}(\psi) - \mu_A(\psi)]) \mu_{B' \setminus B}([\mu_{A \setminus B'}(\psi) - \mu_A(\psi)])) \\ &= \mu_{B \cap B'}([\mu_{A \setminus (B \cap B')}(\psi) - \mu_A(\psi)]^2), \end{aligned}$$

and, so,

$$\begin{aligned} \mu_A(\psi_A^2) &= \sum_{B \subseteq A} \sum_{B' \subseteq A} (-1)^{|B|+|B'|} \mu_{B \cap B'}([\mu_{A \setminus (B \cap B')}(\psi) - \mu_A(\psi)]^2) \\ &= \sum_{C \subseteq A} \mu_C([\mu_{A \setminus C}(\varphi) - \mu_A(\varphi)]^2) \left( \sum_{B, B' \subseteq A: B \cap B' = C} (-1)^{|B|+|B'|} \right). \end{aligned} \quad (27)$$

However, our starting identity implies that

$$\begin{aligned} \sum_{B, B' \subseteq A: B \cap B' = C} (-1)^{|B|+|B'|} &= \sum_{D \subseteq A \setminus C} \sum_{D' \subseteq A \setminus (C \cup D)} (-1)^{|C \cup D|+|C \cup D'|} = \sum_{D \subseteq A \setminus C} \sum_{D' \subseteq A \setminus (C \cup D)} (-1)^{|D|+|D'|} \\ &= \sum_{D \subseteq A \setminus C} (-1)^{|D|} \left( \sum_{D' \subseteq A \setminus (C \cup D)} (-1)^{|D'|} \right) = \sum_{D \subseteq A \setminus C} (-1)^{|D|} 1_{\{A \setminus (C \cup D) = \emptyset\}} \\ &= (-1)^{|A \setminus C|} = (-1)^{|A|-|C|}, \end{aligned}$$

and the lemma follows from (27).  $\square$

We are now ready to tackle the proof of Theorem 2.1. We do it in steps:

*Step 1: unbiasedness.* Because  $X^{\mathbf{n}} \sim \mu$  for all  $\mathbf{n}$  in  $[N]^K$ , this follows directly from the estimator's definition (4).

*Step 2: square integrability of  $\mu_{A^c}(\varphi)$ .* That  $\mu_{A^c}(\varphi)$  is square  $\mu_A$ -integrable, for any subset  $A$  of  $[K]$ , follows from our assumption that  $\varphi$  in square  $\mu$ -integrable and Jensen's inequality:

$$\mu_A(\mu_{A^c}(\varphi)^2) \leq \mu_A(\mu_{A^c}(\varphi^2)) = \mu(\varphi^2) < \infty \quad \forall A \subseteq [K].$$

*Step 3: variance expressions.* Note that, by (12,13),

$$\begin{aligned}\text{Var}(\mu_{\times}^N(\varphi)) &= \mathbb{E} [\mu_{\times}^N(\varphi) - \mu(\varphi)]^2 = \mathbb{E} \left[ \left[ \sum_{\emptyset \neq A \subseteq [K]} \mu_A^N(\psi_A) \right]^2 \right] \\ &= \sum_{\emptyset \neq A \subseteq [K]} \sum_{\emptyset \neq A' \subseteq [K]} \mathbb{E} [\mu_A^N(\psi_A) \mu_{A'}^N(\psi_{A'})],\end{aligned}\tag{28}$$

where  $\psi_A$  is as in (13) with  $\psi := \mu_{A^c}(\varphi)$ . If  $A \setminus A'$  is non-empty, then, picking any  $k$  therein, setting  $\mathcal{F}_k$  to be the sigma algebra generated by all  $(X_l^n)_{n=1}^N$  with  $l \neq k$ , and exploiting independence, we obtain

$$\mathbb{E} [\mu_A^N(\psi_A) \mu_{A'}^N(\psi_{A'})] = \mathbb{E} [\mathbb{E} [\mu_A^N(\psi_A) \mu_{A'}^N(\psi_{A'}) | \mathcal{F}_k]] = \mathbb{E} [\mathbb{E} [\mu_A^N(\psi_A) | \mathcal{F}_k] \mu_{A'}^N(\psi_{A'})].$$

But, once again assuming without loss of generality that  $A = \{1, \dots, |A|\}$  and applying (25),

$$\mathbb{E} [\mu_A^N(\psi_A) | \mathcal{F}_k] = \frac{1}{N^{|A|}} \sum_{\mathbf{i} \in [N]^{|A|}} \mathbb{E} [\psi_A(X^{\mathbf{i}}) | \mathcal{F}_k] = \frac{1}{N^{|A|}} \sum_{\mathbf{i} \in [N]^{|A|}} \mu_k(\psi_A)((X_l^{i_l})_{l \neq k}) = 0$$

almost surely, and we find that  $\mathbb{E} [\mu_A^N(\psi_A) \mu_{A'}^N(\psi_{A'})] = 0$ . Because an analogous argument shows that this is the case if  $A' \setminus A$  is non-empty, (28) reduces to

$$\text{Var}(\mu_{\times}^N(\varphi)) = \sum_{\emptyset \neq A \subseteq [K]} \mathbb{E} [\mu_A^N(\psi_A)^2] = \sum_{\emptyset \neq A \subseteq [K]} \mathbb{E} \left[ \left[ \left( \prod_{k \in A} [\mu_k^N - \mu_k] \right) (\mu_{A^c}(\varphi)) \right]^2 \right],$$

and the variance expressions in (8) follow from Lemma 2.2.

*Step 4: consistency and asymptotic normality.* From (12), it follows that, for all  $N > 0$ ,

$$\mu_{\times}^N(\varphi) - \mu(\varphi) = \sum_{k=1}^K [\mu_k^N(\mu_{\{k\}^c}(\varphi)) - \mu(\varphi)] + R_N \quad \forall N > 0,\tag{29}$$

where  $R_N := \sum_{A \subseteq [K]: |A| > 1} (\prod_{k \in A} [\mu_k^N - \mu_k]) (\mu_{A^c}(\varphi))$ . Given the square integrability in Step 2 and that  $\mu(\varphi) = \mu_k(\mu_{\{k\}^c}(\varphi))$ , the classical law of large numbers and central limit theorem imply that

$$\begin{aligned}\lim_{N \rightarrow \infty} \mu_k^N(\mu_{\{k\}^c}(\varphi)) - \mu(\varphi) &= 0 \text{ almost surely,} \\ N^{1/2} [\mu_k^N(\mu_{\{k\}^c}(\varphi)) - \mu(\varphi)] &\Rightarrow \mathcal{N}(0, \sigma_k^2(\varphi)) \text{ as } N \rightarrow \infty,\end{aligned}$$

for all  $k$  in  $[K]$ . Because  $(X_1^n)_{n=1}^\infty, \dots, (X_K^n)_{n=1}^\infty$  are independent sequences, so are

$$(\mu_1^N(\mu_{\{1\}^c}(\varphi)) - \mu(\varphi))_{N=1}^\infty, \dots, (\mu_K^N(\mu_{\{K\}^c}(\varphi)) - \mu(\varphi))_{N=1}^\infty,$$

and the continuous mapping theorem yields

$$\begin{aligned}\sum_{k=1}^K [\mu_k^N(\mu_{\{k\}^c}(\varphi)) - \mu(\varphi)] &\rightarrow 0 \text{ almost surely,} \\ \sum_{k=1}^K N^{1/2} [\mu_k^N(\mu_{\{k\}^c}(\varphi)) - \mu(\varphi)] &\Rightarrow \mathcal{N}(0, \sigma_{\times}^2(\varphi)) \text{ as } N \rightarrow \infty.\end{aligned}$$

as  $N \rightarrow \infty$ . Hence, if we can show that the remainder term  $R_N$  tends to zero fast enough, i.e.

$$R_N \rightarrow 0 \text{ almost surely, } N^{1/2}R_N \Rightarrow 0, \text{ as } N \rightarrow \infty, \quad (30)$$

then (10,11) follow from (29) and Slutsky's theorem. To do so, note that the same argument as in Step 3 shows that

$$\mathbb{E}[R_N^2] = \mathbb{E}\left[\left[\sum_{A \subseteq [K]: |A| > 1} \mu_A^N(\psi_A)\right]^2\right] = \sum_{A \subseteq [K]: |A| > 1} \frac{1}{N^{|A|}} \sum_{B \subseteq A} (-1)^{|A|-|B|} \sigma_{A,B}^2(\mu_{A^c}(\varphi))$$

for all  $N > 0$ . Markov's inequality then implies that

$$\mathbb{P}(\{|R_N| \geq \varepsilon\}) \leq \frac{\mathbb{E}[R_N^2]}{\varepsilon^2} = \sum_{A \subseteq [K]: |A| > 1} \frac{1}{N^{|A|}\varepsilon^2} \sum_{B \subseteq A} (-1)^{|A|-|B|} \sigma_{A,B}^2(\mu_{A^c}(\varphi))$$

for all  $\varepsilon > 0$ . Summing over  $N$  and applying a Borel-Cantelli argument, we obtain the first limit in (30). For the second, set  $\varepsilon := N^{-1/2}\delta$ , for any  $\delta > 0$ , and take the limit  $N \rightarrow \infty$ .

## B Proof of Theorem 2.3

The key to this proof is the following lemma.

**Lemma B.1.** *Suppose that  $f$  is a measurable real-valued function on  $(S^N, \mathcal{S}^N)$  satisfying*

$$\left(\prod_{n=1}^N \mu\right)(f) = 0$$

*for all product-form  $\mu$  on  $(S, \mathcal{S}) = (S_1 \times \dots \times S_K, \mathcal{S}_1 \times \dots \times \mathcal{S}_K)$  satisfying  $\mu(|\varphi|) < \infty$  for some given  $\varphi : S \rightarrow \mathbb{R}$ . It is symmetric—meaning that  $f$  remains unchanged by permutations of its arguments:*

$$f(x_1^{\tau_1(1)}, \dots, x_1^{\tau_1(N)}, \dots, x_K^{\tau_K(1)}, \dots, x_K^{\tau_K(N)}) = f(x_1^1, \dots, x_1^N, \dots, x_K^1, \dots, x_K^N), \quad (31)$$

*for all  $(x_1^1, \dots, x_1^N), \dots, (x_K^1, \dots, x_K^N)$  in  $S_1^N, \dots, S_K^N$ , respectively, and permutations  $\tau_1, \dots, \tau_K$  of  $[N]$ , respectively—if and only if  $f$  is zero everywhere.*

*Proof.* The reverse direction is trivial. For the forward one, pick any integer  $M > 0$ ,  $x_1^1, \dots, x_1^M$  in  $S_1$ ,  $\dots$ ,  $x_K^1, \dots, x_K^M$  in  $S_K$ , probability distributions  $(w_1^m)_{m=1}^M, \dots, (w_K^m)_{m=1}^M$  on  $[M]$ , and let

$$\mu := \left(\sum_{m_1=1}^M w_1^{m_1} \delta_{x_1^{m_1}}\right) \times \dots \times \left(\sum_{m_K=1}^M w_K^{m_K} \delta_{x_K^{m_K}}\right).$$

By the premise,

$$\begin{aligned} 0 &= \left(\prod_{n=1}^N \mu\right)(f) = \left(\prod_{n=1}^N \left[\prod_{k=1}^K \sum_{m_k^n=1}^M w_k^{m_k^n} \delta_{x_k^{m_k^n}}\right]\right)(f) = \left(\prod_{k=1}^K \left[\prod_{n=1}^N \sum_{m_k^n=1}^M w_k^{m_k^n} \delta_{x_k^{m_k^n}}\right]\right)(f) \\ &= \left(\left[\prod_{k=1}^K \sum_{\mathbf{m}_k \in [M]^N} w_k^{m_k^1} \dots w_k^{m_k^N} \delta_{x_k^{m_k^1}} \times \dots \times \delta_{x_k^{m_k^N}}\right]\right)(f) \\ &= \sum_{\mathbf{m}_1 \in [M]^N} \dots \sum_{\mathbf{m}_K \in [M]^N} w_1^{m_1^1} \dots w_1^{m_1^N} \dots w_K^{m_K^1} \dots w_K^{m_K^N} f(x_1^{m_1^1}, \dots, x_1^{m_1^N}, \dots, x_K^{m_K^1}, \dots, x_K^{m_K^N}) \\ &=: g(w_1^1, \dots, w_1^M, \dots, w_K^1, \dots, w_K^M), \end{aligned}$$

where  $\mathbf{m}_k := (m_k^1, \dots, m_k^N)$  and  $\delta_{x_k^{m_k^n}}(f)$  denotes the Dirac delta that places unit mass at  $x_k^{m_k^n}$  for the  $(k, n)$  argument of  $f$ . The above holds for all  $(w_1^m)_{m=1}^M, \dots, (w_K^m)_{m=1}^M$  in the unit simplex and  $g$  is a homogeneous polynomial (of degree  $KN$ ). It follows that  $g$  is zero everywhere on the non-negative orthant of  $\mathbb{R}^{KM}$  and, consequently,  $g$  is zero everywhere (to argue the latter, use induction and the fact that a non-zero univariate polynomial of degree  $d$  has at most  $d$  roots). In other words, all of  $g$ 's coefficients are zero. The coefficient  $c$  of the monomial  $[w_1^1]^{d_1^1} \dots [w_1^M]^{d_1^M} \dots [w_K^1]^{d_K^1} \dots [w_K^M]^{d_K^M}$ , for any given exponents satisfying  $d_1^1 + \dots + d_1^M + d_K^1 + \dots + d_K^M = KN$ , reads

$$c = \sum_{\substack{m_1^1, \dots, m_1^N, \\ \dots, \\ m_K^1, \dots, m_K^N}} f(x_1^{m_1^1}, \dots, x_1^{m_1^N}, \dots, x_K^{m_K^1}, \dots, x_K^{m_K^N}),$$

where the sum is taken over all indices  $m_1^1, \dots, m_1^N, \dots, m_K^1, \dots, m_K^N$  in  $[M]$  satisfying

$$|\{n \in [N] : m_k^n = m\}| = d_k^m \quad \forall k \in [K], \quad m \in [M].$$

Because we obtain all such index vectors by picking any one of them, say  $(m_1^1, \dots, m_1^N, \dots, m_K^1, \dots, m_K^N)$ , and permuting its entries, we find that the coefficient  $c$  equals

$$\sum_{\tau_1, \dots, \tau_K} f(x_1^{m_1^{\tau_1(1)}}, \dots, x_1^{m_1^{\tau_1(N)}}, \dots, x_K^{m_K^{\tau_K(1)}}, \dots, x_K^{m_K^{\tau_K(N)}}),$$

where the sum is taken over all permutations  $\tau_1, \dots, \tau_K$  of  $[N]$ , respectively. Given that  $c = 0$ , combining the above with (31) we find that

$$f(x_1^{m_1^1}, \dots, x_1^{m_1^N}, \dots, x_K^{m_K^1}, \dots, x_K^{m_K^N}) = 0,$$

and, because  $x_1^{m_1^1}, \dots, x_1^{m_1^N}, \dots, x_K^{m_K^1}, \dots, x_K^{m_K^N}$  were arbitrary, the lemma follows.  $\square$

Theorem 2.3 now follows easily:

*Proof of Theorem 2.3.* Let

$$g(x_1^1, \dots, x_1^N, \dots, x_K^1, \dots, x_K^N) := \frac{1}{(N!)^K} \sum_{\tau_1 \dots \tau_K} f(x_1^{\tau_1(1)}, \dots, x_1^{\tau_1(N)}, \dots, x_K^{\tau_K(1)}, \dots, x_K^{\tau_K(N)})$$

for all  $(x_1^1, \dots, x_1^N), \dots, (x_K^1, \dots, x_K^N)$  in  $S_1^N, \dots, S_K^N$ , respectively, where the sum is over all permutations  $\tau_1, \dots, \tau_K$  of  $\{x_1^1, \dots, x_1^N\}, \dots, \{x_K^1, \dots, x_K^N\}$ , respectively. Clearly,  $g$  is symmetric (in the sense of Lemma B.1) and

$$\left( \prod_{n=1}^N \mu \right) (g) = \frac{1}{(N!)^K} \sum_{\tau_1 \dots \tau_K} \left( \prod_{n=1}^N \mu \right) (f) = \frac{1}{(N!)^K} \sum_{\tau_1 \dots \tau_K} \mu(\varphi) = \frac{(N!)^K}{(N!)^K} \mu(\varphi) = \mu(\varphi)$$

for all product-form  $\mu$  on  $(S, \mathcal{S})$ . Because, furthermore,

$$\mu_{\times}^N(\varphi) = h(X_1^1, \dots, X_1^N, \dots, X_K^1, \dots, X_K^N)$$

where

$$h(x_1^1, \dots, x_1^N, \dots, x_K^1, \dots, x_K^N) := \sum_{n_1=1}^N \dots \sum_{n_K=1}^N \varphi(x_1^{n_1}, \dots, x_K^{n_K})$$

is symmetric and satisfies  $\mu(h) = \mathbb{E} [\mu_{\times}^N(\varphi)] = v(\varphi)$ , Lemma B.1 implies that  $g(X^1, \dots, X^N) = \mu_{\times}^N(\varphi)$ . The theorem then follows from the Cauchy-Schwarz inequality and the fact  $(X^1, \dots, X^N)$ 's law remains unchanged by permutations:

$$\begin{aligned}
(N!)^{2K} \text{Var}(\mu_{\times}^N(\varphi)) &= (N!)^{2K} \text{Var}(g(X^1, \dots, X^N)) \\
&= \text{Var} \left( \sum_{\tau_1 \dots \tau_K} f(X_1^{\tau_1(1)}, \dots, X_1^{\tau_1(N)}, \dots, X_K^{\tau_K(1)}, \dots, X_K^{\tau_K(N)}) \right) \\
&= \sum_{\tau_1, \dots, \tau_K} \sum_{\tau'_1 \dots \tau'_K} \text{Cov}(f(X_1^{\tau_1(1)}, \dots, X_1^{\tau_1(N)}, \dots, X_K^{\tau_K(1)}, \dots, X_K^{\tau_K(N)}), \\
&\quad f(X_1^{\tau'_1(1)}, \dots, X_1^{\tau'_1(N)}, \dots, X_K^{\tau'_K(1)}, \dots, X_K^{\tau'_K(N)})) \\
&\leq \sum_{\tau_1 \dots \tau_K} \sum_{\tau'_1 \dots \tau'_K} \text{Var}(f(X_1^{\tau_1(1)}, \dots, X_1^{\tau_1(N)}, \dots, X_K^{\tau_K(1)}, \dots, X_K^{\tau_K(N)}))^{1/2} \\
&\quad \times \text{Var}(f(X_1^{\tau'_1(1)}, \dots, X_1^{\tau'_1(N)}, \dots, X_K^{\tau'_K(1)}, \dots, X_K^{\tau'_K(N)}))^{1/2} \\
&\leq \sum_{\tau_1 \dots \tau_K} \sum_{\tau'_1 \dots \tau'_K} \text{Var}(f(X^1, \dots, X^N)) = (N!)^{2K} \text{Var}(f(X^1, \dots, X^N)).
\end{aligned}$$

□