

Virtual elements for Maxwell's equations

L. Beirão da Veiga^a, F. Dassi^b, G. Manzini^c, and L. Mascotto^d

^a*Dip. di Matematica e Applicazioni, Università degli Studi di Milano-Bicocca, Italy (lourenco.beirao@unimib.it)*

^b*Dip. di Matematica e Applicazioni, Università degli Studi di Milano-Bicocca, Italy (franco.dassi@unimib.it)*

^c*Istituto di Matematica Applicata e Tecnologie Informatiche, CNR, Pavia, Italy (marco.manzini@imati.cnr.it)*

^d*Fakultät für Mathematik, Universität Wien, Austria (lorenzo.mascotto@univie.ac.at)*

Abstract

We present a low order virtual element discretization for time dependent Maxwell's equations. Both the semi- and fully-discrete schemes are considered. We derive optimal a priori estimates and validate them on a set of numerical experiments.

AMS subject classification: 65N12; 65N15

Key words: polyhedral meshes; virtual element method; Maxwell's equations

1. Introduction

The virtual element method (VEM) was introduced in [7] as a generalization of the finite element method (FEM) that allows for the use of general polygonal and polyhedral meshes. Since its introduction, the VEM has shared a wide success in the numerical analysis and engineering communities. After the introduction of H^1 conforming spaces in [2, 7, 13], also $H(\text{div})$ and $H(\text{curl})$ conforming spaces in both two and three space dimensions were proposed. Mixed finite elements for the diffusion problem in mixed form in 2D were introduced in [12, 18], while in [8–11] various families of discrete exact VEM complexes of $H^1 - H(\text{div}) - H(\text{curl}) - L^2$ type were introduced in 2D and 3D. In the above contributions, all such families of spaces were applied to the Kikuchi formulation of the magnetostatic equations, used as a simple model problem to showcase the proposed discrete construction. A recent application for permanent magnet simulations can be found in [22].

On the other hand, finite elements have been widely used for numerical modelling of Maxwell's equations, a very short representative list being [5, 15, 20, 27, 32, 34, 35, 37, 43]. Important applications involve, for instance, the analysis and design of microwave devices [21], cavity resonators [30, 38, 41], coaxial cables and waveguides [42], antennas and high-power amplifiers [26, 28, 39, 40], electromagnetic scattering [29, 33]

Due to the complex geometries that are often faced in many applicative areas of electromagnetism, the additional flexibility of general polytopal grids is an important asset, not only in generating an efficient mesh to partition the domain of interest, but also in handling/gluing/adapting existing meshes. Among the other polytopal technologies, in the realm of electromagnetism one can find (in a non-exhaustive list) Polygonal finite elements [24], Mimetic Finite Differences [31], Hybrid High-Order methods [19], and Discrete Exact Sequences [23].

The aim of the present paper is to use the discrete spaces introduced in [10] to develop a virtual element discretization of the full time-dependent Maxwell's equations. In order to ease the reader's understanding,

we restrict the presentation and analysis to the lowest order case; the generalization of the scheme and the analysis to the general order case, see, e.g., [9], would follow the same steps.

Structure of the paper. After introducing several Sobolev spaces at the end of this introduction, we present the model problem in Section 2. The virtual element schemes for the semi- and fully discrete Maxwell's equations are detailed in Section 3; here, we also address approximation properties in virtual element and polynomial spaces, as well as the design of suitable stabilization terms. We develop convergence estimates for the semi-discrete and the fully discrete cases in the spirit of [43], the latter restricted to the backward Euler case in Sections 4 and 5, respectively. The error estimates show the optimal behaviour of the proposed method. In order to investigate the practical performance of the scheme, we develop a set of academic numerical tests in Section 6. Eventually, we state some conclusions in Section 7.

Notation and functional spaces. We employ the standard definitions and notation for Hilbert and Sobolev spaces [1]. Given $s \in \mathbb{R}$ and a Lipschitz domain D , we denote the Hilbert space of order s by $H^s(D)$. We endow $H^s(D)$ with the standard inner product, norm, and seminorms, which we indicate as $(\cdot, \cdot)_{s,D}$, $|\cdot|_{s,D}$, and $\|\cdot\|_{s,D}$. The special case $s = 0$ consists of the Lebesgue space $L^2(D)$ of real-valued, square integrable functions defined on D . We define Sobolev spaces of noninteger order by interpolation and Sobolev spaces of negative order by duality. We analogously consider Sobolev spaces $H^s(\partial D)$ on the boundary ∂D of D .

We recall the definition of some differential operators that we will use in the paper. Let ∂_x , ∂_y , and ∂_z denote the partial derivative along x , y , and z . Given a two-dimensional vector-valued field $\mathbf{v} = (v_1, v_2) : F \subseteq \mathbb{R}^2 \rightarrow \mathbb{R}^2$ and a scalar field $v : F \subseteq \mathbb{R}^2 \rightarrow \mathbb{R}$, we consider

$$\operatorname{div}_F \mathbf{v} := \partial_x v_1 + \partial_y v_2, \quad \operatorname{rot}_F \mathbf{v} := \partial_y v_1 - \partial_x v_2, \quad \operatorname{curl}_F v := (\partial_y v, -\partial_x v)^T.$$

In turn, given a three-dimensional vector-valued field $\mathbf{v} = (v_1, v_2, v_3) : K \subseteq \mathbb{R}^3 \rightarrow \mathbb{R}^3$, we consider

$$\operatorname{div} \mathbf{v} := \partial_x v_1 + \partial_y v_2 + \partial_z v_3, \quad \operatorname{curl} \mathbf{v} := (\partial_y v_3 - \partial_z v_2, \partial_z v_1 - \partial_x v_3, \partial_x v_2 - \partial_y v_1)^T.$$

For Lipschitz domains $D \subset \mathbb{R}^3$, we introduce the Sobolev **curl** and **div** spaces of order $s > 0$

$$\begin{aligned} H^s(\operatorname{curl}, D) &:= \{ \mathbf{v} \in [H^s(D)]^3 \mid \operatorname{curl} \mathbf{v} \in [H^s(D)]^3 \}, \\ H^s(\operatorname{div}, D) &:= \{ \mathbf{v} \in [H^s(D)]^3 \mid \operatorname{div} \mathbf{v} \in H^s(D) \}. \end{aligned}$$

If $s = 0$, we write $H(\operatorname{curl}, D)$ and $H(\operatorname{div}, D)$. We denote the unit vector that is orthogonal to the boundary ∂D and pointing out of D by \mathbf{n}_D . Furthermore, we recall the existence of the two trace operators $\operatorname{tr}_{\operatorname{curl}} : H(\operatorname{curl}, D) \rightarrow H^{-\frac{1}{2}}(\partial D)$ and $\operatorname{tr}_{\operatorname{div}} : H(\operatorname{div}, D) \rightarrow H^{-\frac{1}{2}}(\partial D)$ such that $\operatorname{tr}_{\operatorname{curl}}(\mathbf{v}) = \mathbf{v} \times \mathbf{n}_D$ and $\operatorname{tr}_{\operatorname{div}}(\mathbf{v}) = \boldsymbol{\psi} \cdot \mathbf{n}_D$ for all $\mathbf{v} \in H(\operatorname{curl}, D)$ and $\boldsymbol{\psi} \in H(\operatorname{div}, D)$, respectively; see, e.g., [34, Section 3.5]. According to the standard notation, $L^\infty(D)$ is the Sobolev space of functions that are bounded almost everywhere and $W^{1,\infty}(D)$ the Sobolev space of functions in $L^\infty(D)$ whose first weak derivatives are also in $L^\infty(D)$. We will also consider **curl**- and **div**-spaces with zero boundary conditions such as

$$\begin{aligned} H_0(\operatorname{curl}, D) &:= \{ \mathbf{v} \in H(\operatorname{curl}, D) \mid \operatorname{tr}_{\operatorname{curl}}(\mathbf{v}) = 0 \text{ on } \partial D \}, \\ H_0(\operatorname{div}, D) &:= \{ \mathbf{v} \in H(\operatorname{div}, D) \mid \operatorname{tr}_{\operatorname{div}}(\mathbf{v}) = 0 \text{ on } \partial D \}. \end{aligned}$$

Let X denote a scalar or vector Sobolev space of any order over the domain $D \subset \mathbb{R}^3$; (a, b) an open, connected subset of \mathbb{R} , and p a real number in the interval $[1, \infty]$. The Bochner space [25] $L^p((a, b), X)$ is the vector space of functions \mathbf{v} with finite norm

$$\|\mathbf{v}\|_{L^p((a,b),X)} := \begin{cases} \left(\int_a^b \|\mathbf{v}(t)\|_X^p dt \right)^{\frac{1}{p}} & \text{if } p \in [1, \infty) \\ \operatorname{essSup}_{(a,b)} \|\mathbf{v}(\cdot)\|_X & \text{otherwise.} \end{cases}$$

Finally, for any two positive quantities a and b , we write $a \lesssim b$ and $a \gtrsim b$ if there exists a positive constant c such that $a \leq cb$ and $a \geq cb$, respectively. We also write $a \approx b$ if $a \lesssim b$ and $b \lesssim a$. We require the constant c to be independent of the discretization parameters. In the following proofs, the explanation of the identities

and upper and lower bounds will appear either in the preceeding text or as an equation reference above the equality symbol “=” or the inequality symbols “ \leq ”, “ \geq ” etc, whichever we believe it is easier for the reader.

2. The continuous problem

We consider the strong form of Maxwell’s equations on the polyhedral domain $\Omega \subset \mathbb{R}^3$ with Lipschitz boundary $\partial\Omega$: *Given the initial data \mathbf{E}^0 and \mathbf{B}^0 , find the electric field \mathbf{E} and the magnetic induction field \mathbf{B} such that*

$$\begin{cases} \varepsilon \mathbf{E}_t + \sigma \mathbf{E} - \mathbf{curl}(\mu^{-1} \mathbf{B}) = \mathbf{J} & \text{in } \Omega, \forall t \in [0, T], \\ \mathbf{B}_t + \mathbf{curl} \mathbf{E} = \mathbf{0} & \text{in } \Omega, \forall t \in [0, T], \\ \mathbf{E}(0) = \mathbf{E}^0, \quad \mathbf{B}(0) = \mathbf{B}^0 & \text{in } \Omega, \\ \mathbf{E} \times \mathbf{n}_\Omega = \mathbf{0}, \quad \mathbf{B} \cdot \mathbf{n}_\Omega = 0 & \text{on } \partial\Omega, \end{cases} \quad (1)$$

where the subscript t denotes the first derivative in time (so throughout the paper we use q_t instead of $\partial q / \partial t$ for a given time-dependent quantity $q(t)$). Here above \mathbf{J} , ε , σ , and μ denote the electric current density that is externally applied to the system, the electric permittivity, the electric conductivity, and the magnetic permeability, respectively. We consider homogeneous boundary conditions to ease the exposition. The case of nonhomogeneous boundary conditions presents no further complications. We assume that the initial magnetic induction is a solenoidal field, so that

$$\operatorname{div} \mathbf{B}^0 = 0. \quad (2)$$

Taking the divergence of the first equation in (1), we readily deduce that

$$\operatorname{div} \mathbf{B}(t) = 0 \quad \forall t \in [0, T]. \quad (3)$$

The weak formulation of Maxwell’s equations reads as follows:

$$\begin{cases} \text{Find } (\mathbf{E}, \mathbf{B}) \in H(\mathbf{curl}, \Omega) \times H(\operatorname{div}, \Omega) \text{ such that} \\ (\varepsilon \mathbf{E}_t + \sigma \mathbf{E}, \mathbf{w})_{0,\Omega} - (\mu^{-1} \mathbf{B}, \mathbf{curl} \mathbf{w})_{0,\Omega} = (\mathbf{J}, \mathbf{w})_{0,\Omega} & \forall \mathbf{w} \in H(\mathbf{curl}, \Omega) \\ (\mu^{-1} \mathbf{B}_t, \boldsymbol{\psi})_{0,\Omega} + (\mu^{-1} \boldsymbol{\psi}, \mathbf{curl} \mathbf{E})_{0,\Omega} = 0 & \forall \boldsymbol{\psi} \in H(\operatorname{div}, \Omega). \end{cases} \quad (4)$$

In the sequel we will assume that there exist strictly positive constants $\sigma^*, \varepsilon_*, \varepsilon^*, \mu_*, \mu^*$ such that, for all $x \in \Omega$, the material parameters satisfy

$$0 \leq \sigma(x) \leq \sigma^*, \quad \varepsilon_* \leq \varepsilon \leq \varepsilon^*, \quad \mu_* \leq \mu(x) \leq \mu^*. \quad (5)$$

Under suitable assumptions on the regularity of the data, problem (4) admits a unique solution; see, e.g., [43, Theorem 2.1] and the references therein.

3. The virtual element method

In this section, we construct the virtual element method for the variational formulation of Maxwell’s equations (4) and discuss its main properties. We formulate the VEM on sequences of polyhedral meshes, whose properties are discussed in Section 3.1. In Sections 3.2–3.4, we briefly review the definitions of the lowest-order nodal, edge, and face virtual element spaces and the design of computable discrete bilinear forms. In Section 3.5, we prove that these spaces form an exact de Rham sequence. The design of the virtual element spaces follows the guidelines of [10]; see also [8, 9, 11]. In Sections 3.7 and 3.8, we present the semi-discrete and fully-discrete method.

3.1. Polyhedral meshes and mesh assumptions

Let $\{\Omega_h\}_h$ be a sequence of mesh partitionings of the computational domain Ω labeled by the subscript h , which stands for the *mesh size parameter*. Every mesh Ω_h is a collection of open, bounded, simply connected polyhedral elements K such that $\bar{\Omega} = \bigcup_{K \in \Omega_h} \bar{K}$. The mesh elements are nonoverlapping in the sense that the intersection of any possible pair of them can only be either the empty set, a set of common vertices, or a shared portion of their boundaries (which is a union of edges). The mesh size parameter is defined as usual as $h = \max_{K \in \Omega_h} h_K$, where $h_K = \sup_{\mathbf{x}, \mathbf{x}' \in K} |\mathbf{x} - \mathbf{x}'|$ is the *diameter* of K . Other characteristic lengths are the face diameters $h_F = \sup_{\mathbf{x}, \mathbf{x}' \in F} |\mathbf{x} - \mathbf{x}'|$, which are defined for any mesh face F , and the edge lengths h_e , which are defined for any mesh edge e . For all h , we denote the set of faces and edges by \mathcal{F}_h and \mathcal{E}_h , respectively. Moreover, we denote the set of faces of an element $K \in \Omega_h$ by \mathcal{F}^K and the set of edges of a face $F \in \mathcal{F}_h$ by \mathcal{E}^F . Consistently with our previous notation, \mathbf{n}_K is the unit vector pointing out of element K , and \mathbf{b}_K and \mathbf{b}_F are the centroids of K and F , respectively.

A face F is said to be γ -*shape regular* if there exists a real positive number $\gamma \in (0, 1)$ and a two-dimensional ball B in the interior of F such that $h_B > \gamma h_F$. Similarly, an element K is said to be γ -*shape regular* if there exists a real positive number $\gamma \in (0, 1)$ and a three-dimensional ball B in the interior of K such that $h_B > \gamma h_K$.

We assume that all the meshes Ω_h of a given mesh sequence $\{\Omega_h\}$ satisfy these conditions: there exists a real constant factor $\gamma \in (0, 1)$ independent of h such that

- all the elements $K \in \Omega_h$ and faces $F \in \mathcal{F}_h$ are γ -shape regular;
- $\gamma h_K \leq h_F$ for every $F \in \mathcal{F}^K$ of every element $K \in \Omega_h$, and, analogously, $\gamma h_F \leq h_e$ for every edge $e \in \mathcal{E}^F$ of every face $F \in \mathcal{F}_h$.

We assume that the (scalar and real valued) problem coefficients ε , σ , and μ in (1) and (4) are piecewise continuous over Ω_h . So, we can approximate them by the three piecewise constant functions $\hat{\varepsilon}$, $\hat{\sigma}$, and $\hat{\mu}$ given by, in every mesh element $K \in \Omega_h$,

$$\hat{\varepsilon}_K := \varepsilon(\mathbf{b}_K), \quad \hat{\sigma}_K := \sigma(\mathbf{b}_K), \quad \hat{\mu}_K := \mu(\mathbf{b}_K) \quad (6)$$

To perform the analysis of the method, we also need the additional regularity condition that, for every element $K \in \Omega_h$,

$$\mu^{-1}|_K, \sigma|_K, \varepsilon|_K \in W^{1,\infty}(K). \quad (7)$$

On every mesh Ω_h , we consider the broken Sobolev space of order $s \geq 0$

$$H^s(\Omega_h) := \left\{ \mathbf{v} \in [L^2(\Omega)]^3 \mid \mathbf{v}|_K \in [H^s(K)]^3 \forall K \in \Omega_h \right\},$$

endowed with the seminorm

$$|\mathbf{v}|_{s,\Omega_h}^2 := \sum_{K \in \Omega_h} |\mathbf{v}|_{s,K}^2.$$

For all elements K , we define the local L^2 -orthogonal projector $\Pi_h^0 : [L^2(K)]^3 \rightarrow [\mathbb{P}_0(K)]^3$ onto constant vectors as

$$(\Pi_h^0 \mathbf{E}, \mathbf{c})_{0,K} = (\mathbf{E}, \mathbf{c})_{0,K} \quad \forall \mathbf{E} \in [L^2(K)]^3, \forall \mathbf{c} \in [\mathbb{P}_0(K)]^3. \quad (8)$$

For functions $\mathbf{E} \in [H^1(K)]^3$, we can prove standard linear approximation properties of Π_h^0 using, e.g., Poincaré inequality.

3.2. Nodal virtual element spaces

Consider a mesh face $F \in \mathcal{F}_h$ and set

$$\mathbf{x}_F = \mathbf{x} - \mathbf{b}_F \quad \forall \mathbf{x} \in F. \quad (9)$$

The nodal virtual element space on face F is

$$V_h^{\text{node}}(F) := \left\{ v_h \in \mathcal{C}^0(\overline{F}) \mid \Delta v_h \in \mathbb{P}_0(F), v_h|_e \in \mathbb{P}_1(e) \forall e \in \mathcal{E}^F, \int_F \nabla v_h \cdot \mathbf{x}_F = 0 \right\}.$$

We use $V_h^{\text{node}}(F)$ in the definition of the nodal virtual element space on element $K \in \Omega_h$, which is given by

$$V_h^{\text{node}}(K) := \left\{ v_h \in \mathcal{C}^0(\overline{K}) \mid \Delta v_h = 0, v_h|_F \in V_h^{\text{node}}(F) \forall F \in \mathcal{E}^K \right\}.$$

Every virtual element function $v_h \in V_h^{\text{node}}(K)$ is uniquely characterized by the set of its values at the vertices of K , which we take as the degrees of freedom. This unisolvence property is proved in [7]. Then, we introduce the global virtual element space of the functions that are globally defined on the computational domain Ω and have zero trace on $\partial\Omega$:

$$V_h^{\text{node}} := \left\{ v_h \in H_0^1(\Omega) \mid v_h|_K \in V_h^{\text{node}}(K) \forall K \in \Omega_h \right\}.$$

The degrees of freedom of V_h^{node} are given by an H^1 -conforming coupling of the local degrees of freedom, i.e., collecting all the elemental vertex values.

For future reference, we also define the interpolant $v_I \in V_h^{\text{node}}$ of a function $v \in \mathcal{C}^0(\overline{\Omega})$ as the unique nodal virtual element function with the same vertex values as v . Formally, this definition reads as

$$v(\nu) = v_I(\nu) \quad \text{for all vertices } \nu \text{ in } \Omega_h. \quad (10)$$

Upper bounds for the approximation error $v - v_I$ are available in the literature; see, e.g., [14, 17, 36].

3.3. Edge virtual element spaces

Space definitions. The edge virtual element space on face $F \in \mathcal{F}_h$ is

$$\mathbf{V}_h^{\text{edge}}(F) := \left\{ \mathbf{v}_h \in [L^2(F)]^2 \mid \operatorname{div}_F \mathbf{v}_h \in \mathbb{P}_0(F), \operatorname{rot}_F \mathbf{v}_h \in \mathbb{P}_0(F), \right. \\ \left. \mathbf{v}_h \cdot \mathbf{t}_e \in \mathbb{P}_0(e) \forall e \in \mathcal{E}^F, \int_F \mathbf{v}_h \cdot \mathbf{x}_F = 0 \right\}, \quad (11)$$

where \mathbf{x}_F is defined as in (9). Next, we define the edge virtual element space on an element $K \in \Omega_h$ as

$$\mathbf{V}_h^{\text{edge}}(K) := \left\{ \mathbf{v}_h \in [L^2(\Omega)]^3 \mid \operatorname{div} \mathbf{v}_h = 0, \operatorname{curl} \operatorname{curl} \mathbf{v}_h \in [\mathbb{P}_0(K)]^3, \right. \\ \left. \mathbf{n}_F \times \mathbf{v}_h|_F \times \mathbf{n}_F \in \mathbf{V}_h^{\text{edge}}(F) \forall F \in \mathcal{F}^K, \mathbf{v}_h \cdot \mathbf{t}_e \text{ continuous at each edge } e, \right. \\ \left. \int_K \operatorname{curl} \mathbf{v}_h \cdot (\mathbf{x}_K \times \mathbf{p}_0) = 0 \forall \mathbf{p}_0 \in [\mathbb{P}_0(K)]^3 \right\},$$

where $\mathbf{x}_K = \mathbf{x} - \mathbf{b}_K$ for all $\mathbf{x} \in K$. We note that $\mathbf{n}_F \times \mathbf{v}_h|_F \times \mathbf{n}_F$ corresponds to the projection of $\mathbf{v}_h|_F$ onto the tangent plane to F .

Every virtual element function $\mathbf{v}_h \in \mathbf{V}_h^{\text{edge}}(K)$ is uniquely characterized by the constant values of $\mathbf{v}_h \cdot \mathbf{t}_e$ on the edges e of K , which we take as the degrees of freedom. The unisolvence of this set of degrees of freedom for space $\mathbf{V}_h^{\text{edge}}(K)$ is proved, e.g., in [11]. A noteworthy property of the local edge virtual element space is that the L^2 -orthogonal projector Π_h^0 defined in (8) is computable from the degrees of freedom of the edge virtual element functions; see, e.g., [11]. We define the global edge virtual element space as

$$\mathbf{V}_h^{\text{edge}} := \left\{ \mathbf{v}_h \in H_0(\operatorname{curl}, \Omega) \mid \mathbf{v}_h|_K \in \mathbf{V}_h^{\text{edge}}(K) \forall K \in \Omega_h \right\}.$$

This definition includes the homogeneous boundary conditions on $\partial\Omega$. The global set of degrees of freedom of $\mathbf{V}_h^{\text{edge}}$ is obtained via an $H(\operatorname{curl})$ -conforming coupling of the local ones.

Bilinear forms. As customary in the virtual element framework, we introduce local computable bilinear forms

$$[\cdot, \cdot]_{\text{edge}, K} : \mathbf{V}_h^{\text{edge}}(K) \times \mathbf{V}_h^{\text{edge}}(K) \rightarrow \mathbb{R},$$

mimicking the L^2 inner product $(\cdot, \cdot)_{0,K}$. In particular, we first introduce the stabilizing bilinear form $S_{\text{edge}}^K : \mathbf{V}_h^{\text{edge}}(K) \times \mathbf{V}_h^{\text{edge}}(K) \rightarrow \mathbb{R}$ satisfying

$$S_{\text{edge}}^K(\mathbf{v}_h, \mathbf{v}_h) \approx \|\mathbf{v}_h\|_{0,K}^2 \quad \forall \mathbf{v}_h \in \ker(\boldsymbol{\Pi}_h^0) \cap \mathbf{V}_h^{\text{edge}}(K). \quad (12)$$

Then, we define the local discrete counterpart of the L^2 inner product as

$$[\mathbf{u}_h, \mathbf{v}_h]_{\text{edge}, K} := (\boldsymbol{\Pi}_h^0 \mathbf{u}_h, \boldsymbol{\Pi}_h^0 \mathbf{v}_h)_{0,K} + S_{\text{edge}}^K((\mathbf{I} - \boldsymbol{\Pi}_h^0) \mathbf{u}_h, (\mathbf{I} - \boldsymbol{\Pi}_h^0) \mathbf{v}_h) \quad \forall \mathbf{u}_h, \mathbf{v}_h \in \mathbf{V}_h^{\text{edge}}(K). \quad (13)$$

The local discrete bilinear forms $[\cdot, \cdot]_{\text{edge}, K}$ satisfies the stability condition

$$[\mathbf{v}_h, \mathbf{v}_h]_{\text{edge}, K} \approx \|\mathbf{v}_h\|_{0,K}^2 \quad \forall \mathbf{v}_h \in \mathbf{V}_h^{\text{edge}}(K) \quad (14)$$

and the consistency property

$$[\mathbf{p}_0, \mathbf{v}_h]_{\text{edge}, K} = (\mathbf{p}_0, \mathbf{v}_h)_{0,K} \quad \forall \mathbf{p}_0 \in [\mathbb{P}_0(K)]^3, \mathbf{v}_h \in \mathbf{V}_h^{\text{edge}}(K). \quad (15)$$

Whereas property (15) follows from definition (13), property (14) requires the design of a suitable stabilization satisfying (12). If we consider the stabilization

$$S_{\text{edge}}^K(\mathbf{u}_h, \mathbf{v}_h) := h_K^2 \sum_{F \in \mathcal{F}^K} \sum_{e \in \mathcal{E}^F} (\mathbf{u}_h \cdot \mathbf{t}_e, \mathbf{v}_h \cdot \mathbf{t}_e)_{0,e} \quad \forall \mathbf{u}_h, \mathbf{v}_h \in \mathbf{V}_h^{\text{edge}}(K), \quad (16)$$

proposed in [10, formula (4.8)], then stability bounds (14) are proven in [6, Proposition 5.5].

We introduce the global discrete bilinear forms

$$[\widehat{\varepsilon} \mathbf{u}_h, \mathbf{v}_h]_{\text{edge}} := \sum_{K \in \Omega_h} \widehat{\varepsilon}_K [\mathbf{u}_h, \mathbf{v}_h]_{\text{edge}, K} \quad \forall \mathbf{u}_h, \mathbf{v}_h \in \mathbf{V}_h^{\text{edge}}, \quad (17)$$

and

$$[\widehat{\sigma} \mathbf{u}_h, \mathbf{v}_h]_{\text{edge}} := \sum_{K \in \Omega_h} \widehat{\sigma}_K [\mathbf{u}_h, \mathbf{v}_h]_{\text{edge}, K} \quad \forall \mathbf{u}_h, \mathbf{v}_h \in \mathbf{V}_h^{\text{edge}}. \quad (18)$$

In these definitions, we scale the local bilinear forms in the right-hand side of (13) by $\widehat{\varepsilon}$ and $\widehat{\sigma}$. Moreover, in the forthcoming analysis, we will employ the mesh-dependent norm

$$\|\mathbf{v}_h\|_{\text{edge}}^2 := [\mathbf{v}_h, \mathbf{v}_h]_{\text{edge}},$$

which is induced by the scalar product defined in (17).

Interpolation properties. We denote the interpolation in $\mathbf{V}_h^{\text{edge}}$ of a given vector-valued field $\mathbf{v} \in H^s(\mathbf{curl}, \Omega)$, $1/2 < s \leq 1$ by \mathbf{v}_I . By definition, \mathbf{v}_I is the only function in $\mathbf{V}_h^{\text{edge}}$ such that

$$\int_e (\mathbf{v} - \mathbf{v}_I) \cdot \mathbf{t}_e = 0 \quad \forall e \in \mathcal{E}_h. \quad (19)$$

We recall the following interpolation result; see [6, Proposition 4.5; Corollary 4.6].

Proposition 1 *Let $\mathbf{v} \in H^s(\mathbf{curl}, \Omega)$, $1/2 < s \leq 1$, and $\mathbf{v}_I \in \mathbf{V}_h^{\text{edge}}$ be its interpolant as defined in (19). Then, for all $K \in \Omega_h$, we have that*

$$\begin{aligned} \|\mathbf{v} - \mathbf{v}_I\|_{0,K} &\lesssim h_K^s |\mathbf{v}|_{s,K} + h_K \|\mathbf{curl} \mathbf{v}\|_{0,K} + h_K^{s+1} |\mathbf{curl} \mathbf{v}|_{s,K}, \\ \|\mathbf{curl}(\mathbf{v} - \mathbf{v}_I)\|_{0,K} &\lesssim h_K^s |\mathbf{curl} \mathbf{v}|_{s,K}. \end{aligned} \quad (20)$$

We shall use inequalities (20) in the forthcoming analysis of Sections 4 and 5.

3.4. Face virtual element spaces

Space definitions. Given an element $K \in \Omega_h$, we define the face virtual element space as

$$\mathbf{V}_h^{\text{face}}(K) := \left\{ \boldsymbol{\psi}_h \in [L^2(K)]^3 \mid \operatorname{div} \boldsymbol{\psi}_h \in \mathbb{P}_0(K), \operatorname{curl} \boldsymbol{\psi}_h \in [\mathbb{P}_0(K)]^3, \right. \\ \left. \boldsymbol{\psi}_h \cdot \mathbf{n}_F \in \mathbb{P}_0(F) \forall F \in \mathcal{F}^K, \right. \\ \left. \int_K \boldsymbol{\psi}_h \cdot (\mathbf{x}_K \times \mathbf{p}_0) = 0 \forall \mathbf{p}_0 \in [\mathbb{P}_0(K)]^3 \right\},$$

where we recall that \mathbf{x}_K is defined as $\mathbf{x} - \mathbf{b}_K$ for all $\mathbf{x} \in K$. Every virtual element function $\boldsymbol{\psi}_h \in \mathbf{V}_h^{\text{face}}(K)$ is uniquely characterized by the constant values of $\boldsymbol{\psi}_h \cdot \mathbf{n}_F$ on the faces F of \mathcal{F}^K , which we take as the degrees of freedom. The unisolvence of this set of degrees of freedom for space $\mathbf{V}_h^{\text{face}}(K)$ is proved in [11]. A noteworthy property of the local face virtual element space is that the L^2 -orthogonal projector $\boldsymbol{\Pi}_h^0$ defined in (8) is computable from the degrees of freedom of the face virtual element functions; see, e.g., [11]. We define the global face virtual element space as

$$\mathbf{V}_h^{\text{face}} := \left\{ \boldsymbol{\psi}_h \in H_0(\operatorname{div}, \Omega) \mid \boldsymbol{\psi}_h|_K \in \mathbf{V}_h^{\text{face}}(K) \forall K \in \Omega_h \right\}.$$

This definition include homogeneous boundary conditions on $\partial\Omega$. The set of degrees of freedom of $\mathbf{V}_h^{\text{face}}$ is obtained via an $H(\operatorname{div})$ -conforming coupling of the local ones, i.e., by collecting together the elemental degrees of freedom.

Bilinear forms. As in the edge element case, we introduce local computable bilinear forms

$$[\cdot, \cdot]_{\text{face}, K} : \mathbf{V}_h^{\text{face}}(K) \times \mathbf{V}_h^{\text{face}}(K) \rightarrow \mathbb{R},$$

mimicking the L^2 inner product $(\cdot, \cdot)_{0,K}$ on $\mathbf{V}_h^{\text{face}}(K)$. In particular, we first introduce the stabilizing bilinear form $S_{\text{face}}^K : \mathbf{V}_h^{\text{face}}(K) \times \mathbf{V}_h^{\text{face}}(K) \rightarrow \mathbb{R}$ satisfying

$$S_{\text{face}}^K(\boldsymbol{\psi}_h, \boldsymbol{\psi}_h) \approx \|\boldsymbol{\psi}_h\|_{0,K}^2 \quad \forall \boldsymbol{\psi}_h \in \ker(\boldsymbol{\Pi}_h^0) \cap \mathbf{V}_h^{\text{face}}(K). \quad (21)$$

Then, we define the local discrete counterpart of the L^2 inner product as

$$[\boldsymbol{\psi}_h, \boldsymbol{\phi}_h]_{\text{face}, K} := (\boldsymbol{\Pi}_h^0 \boldsymbol{\psi}_h, \boldsymbol{\Pi}_h^0 \boldsymbol{\phi}_h)_{0,K} + S_{\text{face}}^K((\mathbf{I} - \boldsymbol{\Pi}_h^0) \boldsymbol{\psi}_h, (\mathbf{I} - \boldsymbol{\Pi}_h^0) \boldsymbol{\phi}_h) \quad \forall \boldsymbol{\psi}_h, \boldsymbol{\phi}_h \in \mathbf{V}_h^{\text{face}}(K). \quad (22)$$

The local discrete bilinear forms $[\cdot, \cdot]_{\text{face}, K}$ satisfies the stability condition

$$[\boldsymbol{\psi}_h, \boldsymbol{\psi}_h]_{\text{face}, K} \approx \|\boldsymbol{\psi}_h\|_{0,K}^2 \quad \forall \boldsymbol{\psi}_h \in \mathbf{V}_h^{\text{face}}(K) \quad (23)$$

and the consistency property

$$[\mathbf{p}_0, \boldsymbol{\psi}_h]_{\text{face}, K} = (\mathbf{p}_0, \boldsymbol{\psi}_h)_{0,K} \quad \forall \mathbf{p}_0 \in [\mathbb{P}_0(K)]^3, \boldsymbol{\psi}_h \in \mathbf{V}_h^{\text{face}}(K). \quad (24)$$

Whereas (24) follows from definition (22), property (23) requires the design of a suitable stabilization satisfying (21). We consider the stabilization, cf. [10, (4.17)],

$$S_{\text{face}}^K(\boldsymbol{\psi}_h, \boldsymbol{\phi}_h) := h_K \sum_{F \in \mathcal{F}^K} (\mathbf{n}_e \cdot \boldsymbol{\psi}_h, \mathbf{n}_e \cdot \boldsymbol{\phi}_h)_{0,e} \quad \forall \boldsymbol{\psi}_h, \boldsymbol{\phi}_h \in \mathbf{V}_h^{\text{face}}(K). \quad (25)$$

Stability bounds (23) are proven in [6, Proposition 5.2]. Finally, we introduce the global discrete bilinear form

$$[\widehat{\mu}^{-1} \boldsymbol{\psi}_h, \boldsymbol{\phi}_h]_{\text{face}} := \sum_{K \in \Omega_h} \widehat{\mu}_{|K}^{-1} [\boldsymbol{\psi}_h, \boldsymbol{\phi}_h]_{\text{face}, K} \quad \forall \boldsymbol{\psi}_h, \boldsymbol{\phi}_h \in \mathbf{V}_h^{\text{face}}. \quad (26)$$

In the forthcoming analysis, we will employ the mesh-dependent norm

$$\|\boldsymbol{\psi}_h\|_{\text{face}}^2 := [\boldsymbol{\psi}_h, \boldsymbol{\psi}_h]_{\text{face}} \quad \forall \boldsymbol{\psi}_h \in \mathbf{V}_h^{\text{face}},$$

which is induced by the scalar product defined in (26) by setting $\widehat{\sigma} = 1$.

Interpolation properties. We denote the interpolation in \mathbf{V}^{face} of a given vector-valued field $\boldsymbol{\psi} \in [H^s(\Omega)]^3$, $1/2 < s \leq 1$ by $\boldsymbol{\psi}_I$. By definition, $\boldsymbol{\psi}_I$ is the only function in \mathbf{V}^{face} such that

$$\int_F (\boldsymbol{\psi} - \boldsymbol{\psi}_I) \cdot \mathbf{n}_F = 0 \quad \forall F \in \mathcal{F}_h. \quad (27)$$

We recall the following interpolation result; see [6, Proposition 3.2; Corollary 3.3].

Proposition 2 *Let $\boldsymbol{\psi} \in [H^s(\text{div}, \Omega)]^3$, $1/2 < s \leq 1$, and $\boldsymbol{\psi}_I$ be defined as in (27). Then, for all $K \in \Omega_h$, we find that*

$$\|\boldsymbol{\psi} - \boldsymbol{\psi}_I\|_{0,K} \lesssim h_K^s |\boldsymbol{\psi}|_{s,K}, \quad \|\text{div}(\boldsymbol{\psi} - \boldsymbol{\psi}_I)\|_{0,K} \lesssim h_K^s |\text{div} \boldsymbol{\psi}|_{s,K}. \quad (28)$$

We shall use inequalities (28) in the forthcoming analysis of Sections 4 and 5.

3.5. Exact sequence properties

We set

$$\tilde{\mathbf{V}}_h^{\text{edge}} := \left\{ \mathbf{v}_h \in \mathbf{V}_h^{\text{edge}} \mid \mathbf{curl}(\mathbf{v}_h) = 0 \right\}. \quad (29)$$

As observed in [10, equation (4.33)], the following identity is valid:

$$\tilde{\mathbf{V}}_h^{\text{edge}} = \nabla(V_h^{\text{node}}). \quad (30)$$

Analogously, we set

$$\tilde{\mathbf{V}}_h^{\text{face}} := \left\{ \boldsymbol{\psi}_h \in \mathbf{V}_h^{\text{face}} \mid \text{div} \boldsymbol{\psi}_h = 0 \right\}. \quad (31)$$

As observed in [10, equation (4.35)], the following identity is also valid:

$$\tilde{\mathbf{V}}_h^{\text{face}} = \mathbf{curl}(\mathbf{V}_h^{\text{edge}}). \quad (32)$$

In particular, the spaces V_h^{node} , $\mathbf{V}_h^{\text{edge}}$, and $\mathbf{V}_h^{\text{face}}$ form an exact sequence; see, e.g., [10, 11].

Remark 1 *As shown in [10], the following commuting diagram properties are valid:*

- $\text{div} \mathbf{B}_I = \Pi_h^0(\text{div} \mathbf{B})$ for a given vector-valued field $\mathbf{B} \in H^s(\text{div}, \Omega)$, $1/2 < s \leq 1$, where Π_h^0 is the scalar version of the L^2 projector in (8) and \mathbf{B}_I is the face interpolation of \mathbf{B} defined in (27);
- $\mathbf{curl} \mathbf{E}_I = (\mathbf{curl} \mathbf{E})_I$ for a given vector-valued field $\mathbf{E} \in H^s(\mathbf{curl}, \Omega)$, $1/2 < s \leq 1$, where on the left- and right-hand sides we consider the edge and face interpolations of \mathbf{E} and $\mathbf{curl}(\mathbf{E})$ that are respectively defined in (19) and (27);
- $\nabla v_I = (\nabla v)_I$ for a given scalar field $v \in H^1(\Omega)$, where on the left- and right-hand sides we consider the nodal and edge interpolations of v and ∇v that are respectively defined in (10) and (19).

3.6. Two novel operators

We introduce two novel operators on spaces $\mathbf{V}_h^{\text{edge}}$ and $\mathbf{V}_h^{\text{face}}$, which also satisfy a commuting diagram property; see Proposition 6 below. We begin by defining the weighted, global projector $\boldsymbol{\Pi}_h^{\text{curl}} : H(\mathbf{curl}, \Omega) \rightarrow \mathbf{V}_h^{\text{edge}}$ as

$$\begin{cases} [\hat{\mu}^{-1} \mathbf{curl}(\boldsymbol{\Pi}_h^{\text{curl}} \mathbf{E}), \mathbf{curl} \mathbf{w}_h]_{\text{face}} = (\mu^{-1} \mathbf{curl} \mathbf{E}, \mathbf{curl} \mathbf{w}_h)_{0,\Omega} & \forall \mathbf{w}_h \in \mathbf{V}_h^{\text{edge}} \\ [\boldsymbol{\Pi}_h^{\text{curl}} \mathbf{E}, \nabla s_h]_{\text{edge}} = (\mathbf{E}, \nabla s_h)_{0,\Omega} & \forall \mathbf{E} \in H(\mathbf{curl}, \Omega), \forall s_h \in V_h^{\text{node}}. \end{cases} \quad (33)$$

The discrete bilinear form $[\cdot, \cdot]_{\text{face}}$ appearing in the first equation of (33) is well defined. In fact, thanks to (32), $\mathbf{curl}(\boldsymbol{\Pi}_h^{\text{curl}}(\mathbf{E}))$ belongs to $\mathbf{V}_h^{\text{face}}(K)$. An analogous observation applies for the form $[\cdot, \cdot]_{\text{edge}}$ appearing in the second equation.

In order to prove approximation properties of projector $\boldsymbol{\Pi}_h^{\text{curl}}$, we need two preliminary technical results.

Lemma 3 Consider $K \in \Omega_h$. Then it exists a real parameter $1/2 < s \leq 1$, depending on the shape of K , such that the following inverse inequality is valid:

$$|\psi_h|_{s,K} \lesssim h_K^{-s} \|\psi_h\|_{0,K} \quad \psi_h \in \mathbf{V}_h^{\text{face}}(K). \quad (34)$$

Proof. Define Ψ as the solution to

$$\begin{cases} \Delta \Psi = 0 & \text{in } K \\ \mathbf{n}_K \cdot \nabla \Psi = \mathbf{n}_K \cdot \psi_h & \text{on } \partial K \\ \int_K \Psi = 0. \end{cases}$$

Standard regularity results for elliptic problems entail that there exists $1/2 < s \leq 1$ such that

$$|\Psi|_{s+1,K} \lesssim \|\mathbf{n}_K \cdot \psi_h\|_{s-\frac{1}{2},\partial K}. \quad (35)$$

Define $\mathbf{z} := \psi_h - \nabla \Psi$ and observe that $\mathbf{n}_K \cdot \mathbf{z} = 0$ on ∂K . We recall from [4, Proposition 3.7] that for all $\mathbf{z} \in H(\mathbf{curl}, K) \cap H(\text{div}, K)$ with $\mathbf{n}_K \cdot \mathbf{z}|_{\partial K} = 0$, there exists $1/2 < s \leq 1$ such that

$$|\mathbf{z}|_{s,K} \lesssim h_K^{-s} \|\mathbf{z}\|_{0,K} + h_K^{1-s} \|\mathbf{curl} \mathbf{z}\|_{0,K} + h_K^{1-s} \|\text{div} \mathbf{z}\|_{0,K}. \quad (36)$$

Recalling that $\mathbf{n}_K \cdot \mathbf{z} = 0$ on ∂K , $\text{div} \mathbf{z} = \text{div} \psi_h \in \mathbb{P}_0(K)$, and Ψ has vanishing integral on K , an integration by parts yields

$$(\mathbf{z}, \nabla \Psi)_{0,K} = -(\text{div} \mathbf{z}, \Psi)_{0,K} + \mathbf{n}_K \cdot \mathbf{z}, \Psi)_{0,\partial K} = 0.$$

Therefore

$$\|\mathbf{z}\|_{0,K}^2 = (\mathbf{z}, \mathbf{z})_{0,K} = (\mathbf{z}, \psi_h)_{0,K} \leq \|\mathbf{z}\|_{0,K} \|\psi_h\|_{0,K}.$$

Thus, (36) becomes

$$|\mathbf{z}|_{s,K} \lesssim h_K^{-s} \|\psi_h\|_{0,K} + h_K^{1-s} (\|\text{div} \mathbf{z}\|_{0,K} + \|\mathbf{curl} \mathbf{z}\|_{0,K}). \quad (37)$$

We take the minimum s such that (35) and (37) are valid. Using the triangle inequality, (35), (37), the fact that $\mathbf{curl}(\nabla \Psi) = \mathbf{0}$ and $\text{div}(\nabla \Psi) = 0$, and the fact that $\mathbf{n}_K \cdot \psi_h|_F \in \mathbb{P}_0(F)$ for all $F \in \mathcal{E}^K$, we easily obtain that

$$\begin{aligned} |\psi_h|_{s,K} &\lesssim |\mathbf{z}|_{s,K} + |\Psi|_{s+1,K} \\ &\lesssim h_K^{1-s} (\|\text{div} \psi_h\|_{0,K} + \|\mathbf{curl} \psi_h\|_{0,K}) + \|\mathbf{n}_K \cdot \psi_h\|_{s-\frac{1}{2},\partial K} + h_K^{-s} \|\psi_h\|_{0,K}. \end{aligned}$$

We are left to show a bound for each term on the right-hand side in terms of $h_K^{-s} \|\psi_h\|_{0,K}$. We can prove such bounds based on employing polynomial inverse inequalities as, e.g., in the proofs of [6, Proposition 4.1, Proposition 4.2]. The main ingredients are the fact that $\text{div} \psi_h \in \mathbb{P}_0(K)$, $\mathbf{curl} \psi_h \in [\mathbb{P}_0(K)]^3$, $\mathbf{n}_K \cdot \psi_h|_F \in \mathbb{P}_0(F)$ for all $F \in \mathcal{E}^K$, and inverse inequalities involving bubbles. \square

The second auxiliary result is a coercivity property on the kernel of edge functions

$$\mathbf{Z}_h := \left\{ \mathbf{v}_h \in \mathbf{V}_h^{\text{edge}} \mid [\mathbf{v}_h, \nabla v_h]_{\text{edge}} = 0 \ \forall v_h \in V_h^{\text{node}} \right\}.$$

Lemma 4 The following coercivity property on kernel \mathbf{Z}_h is valid:

$$\|\mathbf{curl} \mathbf{v}_h\|_{\text{edge}} \gtrsim \|\mathbf{v}_h\|_{0,\Omega} \quad \forall \mathbf{v}_h \in \mathbf{Z}_h. \quad (38)$$

Proof. Given $\mathbf{v}_h \in \mathbf{Z}_h$, let p be the solution to the following problem:

$$\begin{cases} \text{find } p \in H^1(\Omega) \text{ such that} \\ (\nabla p, \nabla \xi)_{0,\Omega} = (\mathbf{v}_h, \nabla \xi)_{0,\Omega} \quad \forall \xi \in H^1(\Omega). \end{cases}$$

Set $\mathbf{v} := \mathbf{v}_h - \nabla p$. We clearly have that

$$\text{div} \mathbf{v} = 0, \quad \mathbf{curl} \mathbf{v} = \mathbf{curl} \mathbf{v}_h, \quad \mathbf{n}_\Omega \cdot \mathbf{v}|_{\partial\Omega} = 0. \quad (39)$$

For a $1/2 < s \leq 1$ depending on the shape of Ω , using [4, Proposition 3.7] on Ω gives

$$\|\mathbf{v}\|_{s,\Omega} \lesssim \|\mathbf{curl} \mathbf{v}\|_{0,\Omega} \stackrel{(39)}{=} \|\mathbf{curl} \mathbf{v}_h\|_{0,\Omega}. \quad (40)$$

Denote the nodal interpolant of p by p_I ; see (10). As in Remark 1, the edge interpolant of ∇p in the sense of (19) is such that $(\nabla p)_I = \nabla p_I$. Therefore, the edge interpolant of \mathbf{v} in the sense of (19) satisfies

$$\mathbf{v}_I = \mathbf{v}_h - (\nabla p)_I = \mathbf{v}_h - \nabla p_I.$$

Next, recalling that $\mathbf{v}_h \in \mathbf{Z}_h$, we observe that

$$\|\mathbf{v}_h\|_{\text{edge}}^2 = [\mathbf{v}_h, \mathbf{v}_h]_{\text{edge}} = [\mathbf{v}_h, \mathbf{v}_I + \nabla p_I]_{\text{edge}} = [\mathbf{v}_h, \mathbf{v}_I]_{\text{edge}} \leq \|\mathbf{v}_h\|_{\text{edge}} \|\mathbf{v}_I\|_{\text{edge}}.$$

We deduce that

$$\|\mathbf{v}_h\|_{\text{edge}} \leq \|\mathbf{v}_I\|_{\text{edge}} \stackrel{(14)}{\lesssim} \|\mathbf{v}_I\|_{0,\Omega}. \quad (41)$$

We estimate from above the right-hand side of (41) elementwise. Let $K \in \Omega_h$. Using the triangle inequality and (20), we write:

$$\begin{aligned} \|\mathbf{v}_I\|_{0,K} &\lesssim \|\mathbf{v}\|_{0,K} + h_K^s |\mathbf{v}|_{s,K} + h_K \|\mathbf{curl} \mathbf{v}\|_{0,K} + h_K^{s+1} |\mathbf{curl} \mathbf{v}|_{s,K} \\ &\stackrel{(39)}{=} \|\mathbf{v}\|_{0,K} + h_K^s |\mathbf{v}|_{s,K} + h_K \|\mathbf{curl} \mathbf{v}_h\|_{0,K} + h_K^{s+1} |\mathbf{curl} \mathbf{v}_h|_{s,K}. \end{aligned}$$

We know that $\mathbf{curl} \mathbf{v}_h$ belongs to $\mathbf{V}^{\text{face}}(K)$; see (32). Therefore, we can apply inverse estimate (34), possibly taking the minimum among the scalar s in (40) and in Lemma 3, and find that

$$\|\mathbf{v}_I\|_{0,K} \lesssim \|\mathbf{v}\|_{0,K} + h_K^s |\mathbf{v}|_{s,K} + h_K \|\mathbf{curl} \mathbf{v}_h\|_{0,K}. \quad (42)$$

Inserting (42) in (41) and summing over all mesh elements yield

$$\|\mathbf{v}_h\|_{0,\Omega} \stackrel{(14)}{\lesssim} \|\mathbf{v}_h\|_{\text{edge}} \lesssim \|\mathbf{v}\|_{0,\Omega} + |\mathbf{v}|_{s,\Omega} + \|\mathbf{curl} \mathbf{v}_h\|_{0,\Omega} \stackrel{(40)}{\lesssim} \|\mathbf{curl} \mathbf{v}_h\|_{0,\Omega} \stackrel{(23)}{\lesssim} \|\mathbf{curl} \mathbf{v}_h\|_{\text{face}},$$

which is the assertion. \square

We are in the position of proving approximation properties of projector Π_h^{curl} .

Proposition 5 *Let $\mathbf{E} \in H^s(\mathbf{curl}, \Omega)$, $1/2 < s \leq 1$, and Π_h^{curl} be the projector defined in (33) Then, the following inequality is valid:*

$$\|\mathbf{E} - \Pi_h^{\text{curl}} \mathbf{E}\|_{\mathbf{curl}, \Omega} \lesssim h^s (|\mathbf{E}|_{s,\Omega} + h^{1-s} \|\mathbf{curl} \mathbf{E}\|_{0,\Omega} + h |\mathbf{curl} \mathbf{E}|_{s,\Omega}). \quad (43)$$

Proof. Let \mathbf{E}_I denote the interpolation of \mathbf{E} in the edge space $\mathbf{V}_h^{\text{edge}}$; cf. (19). Then, for a given $\mathbf{E} \in H(\mathbf{curl}, \Omega)$, $\Pi_h^{\text{curl}}(\mathbf{E})$ is the solution to the following mixed variational problem:

$$\begin{cases} [\hat{\mu}^{-1} \mathbf{curl}(\Pi_h^{\text{curl}} \mathbf{E}), \mathbf{curl} \mathbf{w}_h]_{\text{face}} + [\mathbf{w}_h, \nabla p_h]_{\text{edge}} = (\mu^{-1} \mathbf{curl} \mathbf{E}, \mathbf{curl} \mathbf{w}_h)_{0,\Omega}, \\ [\Pi_h^{\text{curl}} \mathbf{E}, \nabla s_h]_{\text{edge}} = (\mathbf{E}, \nabla s_h)_{0,\Omega} \quad \forall \mathbf{E} \in H(\mathbf{curl}, \Omega), \quad \forall \mathbf{w}_h \in \mathbf{V}_h^{\text{edge}}, \quad \forall s_h \in V_h^{\text{node}}. \end{cases} \quad (44)$$

In fact, it can be easily shown that $p_h = 0$. The coercivity of bilinear form $[\cdot, \cdot]_{\text{face}}$ on kernel \mathbf{Z}_h is shown in Lemma 4. On the other hand, the discrete inf-sup condition for the bilinear form $[\cdot, \nabla \cdot]_{\text{edge}} : \mathbf{V}_h^{\text{edge}} \times V_h^{\text{node}} \rightarrow \mathbb{R}$ is a trivial consequence of the fact that the virtual element spaces under consideration form an exact sequence. Therefore, we can use the standard analysis for mixed problems; see, e.g., [16]. Notably, there exists \mathbf{w}_h and s_h in $\mathbf{V}_h^{\text{edge}} \times V_h^{\text{node}}$ with

$$\|\mathbf{w}_h\|_{\mathbf{curl}, \Omega} + \|s_h\|_{1,\Omega} \leq 1, \quad (45)$$

such that

$$\begin{aligned} \|\Pi_h^{\text{curl}} \mathbf{E} - \mathbf{E}_I\|_{\mathbf{curl}, \Omega} &= \|\Pi_h^{\text{curl}} \mathbf{E} - \mathbf{E}_I\|_{\mathbf{curl}, \Omega} + \|p_h\|_{1,\Omega} \\ &\lesssim [\hat{\mu}^{-1} \mathbf{curl}(\Pi_h^{\text{curl}} \mathbf{E} - \mathbf{E}_I), \mathbf{curl} \mathbf{w}_h]_{\text{face}} + [\mathbf{w}_h, \nabla p_h]_{\text{edge}} + [\Pi_h^{\text{curl}} \mathbf{E} - \mathbf{E}_I, \nabla s_h]_{\text{edge}} \\ &\stackrel{p_h=0}{=} [\hat{\mu}^{-1} \mathbf{curl}(\Pi_h^{\text{curl}} \mathbf{E} - \mathbf{E}_I), \mathbf{curl} \mathbf{w}_h]_{\text{face}} + [\Pi_h^{\text{curl}} \mathbf{E} - \mathbf{E}_I, \nabla s_h]_{\text{edge}} \\ &\stackrel{(33)}{=} (\mu^{-1} \mathbf{curl} \mathbf{E}, \mathbf{curl} \mathbf{w}_h)_{0,\Omega} - [\hat{\mu}^{-1} \mathbf{curl} \mathbf{E}_I, \mathbf{curl} \mathbf{w}_h]_{\text{face}} + (\mathbf{E}, \nabla s_h)_{0,\Omega} - [\mathbf{E}_I, \nabla s_h]_{\text{edge}} =: [I] + [II]. \end{aligned}$$

Since the bounds for the two terms on the right-hand side follow using standard VE calculations, we address them briefly. Recall the definition of projector Π_h^0 in (8). As for term $[I]$, we get

$$\begin{aligned}
[I] &\stackrel{(24)}{=} \sum_{K \in \Omega_h} \left((\mu^{-1}(\mathbf{curl} \mathbf{E} - \Pi_h^0(\mathbf{curl} \mathbf{E})), \mathbf{curl} \mathbf{w}_h)_{0,K} - [\hat{\mu}^{-1}(\mathbf{curl} \mathbf{E}_I - \Pi_h^0(\mathbf{curl} \mathbf{E})), \mathbf{curl} \mathbf{w}_h]_{\text{face},K} \right. \\
&\quad \left. + ((\mu^{-1} - \hat{\mu}^{-1})\Pi_h^0(\mathbf{curl} \mathbf{E}), \mathbf{curl} \mathbf{w}_h)_{0,K} \right) \\
&\stackrel{(23),(45)}{\lesssim} \left(\sum_{K \in \Omega_h} \left(\|\mathbf{curl} \mathbf{E} - \Pi_h^0(\mathbf{curl} \mathbf{E})\|_{0,K}^2 + \|\mathbf{curl}(\mathbf{E} - \mathbf{E}_I)\|_{0,K}^2 \right. \right. \\
&\quad \left. \left. + \|\mu^{-1} - \hat{\mu}^{-1}\|_{L^\infty(K)} \|\Pi_h^0(\mathbf{curl} \mathbf{E})\|_{0,K}^2 \right) \right)^{\frac{1}{2}} \\
&\stackrel{(7),(20)}{\lesssim} h^s |\mathbf{curl} \mathbf{E}|_{s,\Omega} + h \max_{K \in \Omega_h} |\mu^{-1}|_{W^{1,\infty}(K)}^2 \|\mathbf{curl} \mathbf{E}\|_{0,\Omega}.
\end{aligned}$$

We proceed similarly for term $[II]$:

$$\begin{aligned}
[II] &\stackrel{(15)}{=} \sum_{K \in \Omega_h} ((\mathbf{E} - \Pi_h^0 \mathbf{E}, \nabla s_h)_{0,\Omega} - [\mathbf{E}_I - \Pi_h^0 \mathbf{E}, \nabla s_h]_{\text{edge}}) \\
&\stackrel{(23),(45)}{\lesssim} \left(\sum_{K \in \Omega_h} (\|\mathbf{E} - \Pi_h^0 \mathbf{E}\|_{0,K}^2 + \|\mathbf{E} - \mathbf{E}_I\|_{0,K}^2) \right)^{\frac{1}{2}} \\
&\stackrel{(20)}{\lesssim} h^s (|\mathbf{E}|_{s,\Omega} + h^{1-s} \|\mathbf{curl} \mathbf{E}\|_{0,\Omega} + h |\mathbf{curl} \mathbf{E}|_{s,\Omega}).
\end{aligned}$$

The assertion follows collecting the bounds on terms $[I]$ and $[II]$. \square

Next, define the weighted, global projector $\mathbf{P}_h : [L^2(\Omega)]^3 \rightarrow \tilde{\mathbf{V}}_h^{\text{face}}$ as

$$[\hat{\mu}^{-1} \mathbf{P}_h \mathbf{B}, \psi_h]_{\text{face}} = (\mu^{-1} \mathbf{B}, \psi_h)_{0,\Omega} \quad \forall \mathbf{B} \in [L^2(\Omega)]^3, \psi_h \in \tilde{\mathbf{V}}_h^{\text{face}}. \quad (46)$$

As, e.g., in [43], a crucial point in the analysis of the semi-discrete scheme in Section 4 below is the following commuting diagram result.

Proposition 6 *Let Π_h^{curl} and \mathbf{P}_h be the two projectors introduced in (33) and (46), respectively. Then, the following identity is valid:*

$$\mathbf{curl}(\Pi_h^{\text{curl}} \mathbf{E}) = \mathbf{P}_h(\mathbf{curl} \mathbf{E}) \quad \forall \mathbf{E} \in H(\mathbf{curl}, \Omega). \quad (47)$$

Proof. Recall that $\mathbf{curl}(\Pi_h^{\text{curl}} \mathbf{E})$ belongs to $\tilde{\mathbf{V}}_h^{\text{face}}$; see (47). Using (32), (33), and (46), we get

$$[\hat{\mu}^{-1} \mathbf{curl}(\Pi_h^{\text{curl}} \mathbf{E}), \psi_h]_{\text{face}} = (\mu^{-1} \mathbf{curl} \mathbf{E}, \psi_h)_{0,\Omega} = [\hat{\mu}^{-1} \mathbf{P}_h(\mathbf{curl} \mathbf{E}), \psi_h]_{\text{face}} \quad \forall \psi_h \in \tilde{\mathbf{V}}_h^{\text{face}}.$$

The assertion follows using stability property (23). \square

In the light of commuting diagram (47), projector \mathbf{P}_h satisfies the following property.

Lemma 7 *Let \mathbf{P}_h be defined in (46). Then, for all divergence free $\psi \in H^s(\Omega)$, $1/2 < s \leq 1$, the following bound is valid:*

$$\|\psi - \mathbf{P}_h \psi\|_{0,\Omega} \lesssim h \|\psi\|_{0,\Omega} + h^s |\psi|_{s,\Omega}. \quad (48)$$

Proof. Let Π_h^0 be the projector defined in (8) and ψ_I the interpolant in $\mathbf{V}_h^{\text{edge}}$ of ψ ; see (27). Then, we can write

$$\|\psi - \mathbf{P}_h \psi\|_{0,\Omega}^2 \lesssim \|\psi - \psi_I\|_{0,\Omega}^2 + \|\psi_I - \mathbf{P}_h \psi\|_{0,\Omega}^2.$$

Since $\operatorname{div} \psi$, we have that $\psi_I \in \widetilde{\mathbf{V}}_h^{\text{face}}$ and thus also $(\psi_I - \mathbf{P}_h \psi) \in \widetilde{\mathbf{V}}_h^{\text{face}}$; see definition (46). We focus on the second term on the right-hand side:

$$\begin{aligned}
\|\psi_I - \mathbf{P}_h \psi\|_{0,\Omega}^2 &\stackrel{(23)}{\lesssim} \sum_{K \in \Omega_h} \left\| \widehat{\mu}^{-\frac{1}{2}} (\psi_I - \mathbf{P}_h \psi) \right\|_{\text{face},K}^2 \\
&\stackrel{(46)}{=} \sum_{K \in \Omega_h} \{ [\widehat{\mu}^{-1} \psi_I, \psi_I - \mathbf{P}_h \psi]_{\text{face},K} - (\mu^{-1} \psi, \psi_I - \mathbf{P}_h \psi)_{0,K} \} \\
&\stackrel{(24)}{=} \sum_{K \in \Omega_h} \{ [\widehat{\mu}^{-1} (\psi_I - \Pi_h^0 \psi), \psi_I - \mathbf{P}_h \psi]_{\text{face},K} - (\mu^{-1} (\psi - \Pi_h^0 \psi), \psi_I - \mathbf{P}_h \psi)_{0,K} \\
&\quad + ((\widehat{\mu}^{-1} - \mu^{-1}) \Pi_h^0 \psi, \psi_I - \mathbf{P}_h \psi)_{0,K} \} \\
&\stackrel{(23)}{\lesssim} \left(\sum_{K \in \Omega_h} \{ \|\psi - \Pi_h^0 \psi\|_{0,K}^2 + \|\psi - \psi_I\|_{0,K}^2 + \|\widehat{\mu}^{-1} - \mu^{-1}\|_{L^\infty(K)}^2 \|\psi\|_{0,K}^2 \} \right)^{\frac{1}{2}} \|\psi_I - \mathbf{P}_h \psi\|_{0,\Omega}.
\end{aligned}$$

Using (28) and collecting the two above bounds, we get the assertion. \square

3.7. The semi-discrete scheme

We denote the virtual element interpolant in $\mathbf{V}_h^{\text{edge}}$ of the density current vector \mathbf{J} by \mathbf{J}_I . In other words, \mathbf{J}_I is the unique function in $\mathbf{V}_h^{\text{edge}}$ satisfying (19). Similarly, we define the interpolants $\mathbf{E}_{0,I}$ and $\mathbf{B}_{0,I}$ of the initial vector field \mathbf{E}^0 and \mathbf{B}^0 in $\mathbf{V}_h^{\text{edge}}$ and $\mathbf{V}_h^{\text{face}}$; cf. (19) and (27). The semi-discrete scheme reads

$$\begin{cases} \text{find } (\mathbf{E}_h, \mathbf{B}_h) \in \mathbf{V}_h^{\text{edge}} \times \mathbf{V}_h^{\text{face}} \text{ such that} \\ [\widehat{\varepsilon} \mathbf{E}_{h,t} + \widehat{\sigma} \mathbf{E}_h, \mathbf{w}_h]_{\text{edge}} - [\widehat{\mu}^{-1} \mathbf{B}_h, \mathbf{curl} \mathbf{w}_h]_{\text{face}} = [\mathbf{J}_I, \mathbf{w}_h]_{\text{edge}} \quad \forall \mathbf{w}_h \in \mathbf{V}_h^{\text{edge}} \\ [\widehat{\mu}^{-1} \mathbf{B}_{h,t}, \psi_h]_{\text{face}} + [\widehat{\mu}^{-1} \psi_h, \mathbf{curl} \mathbf{E}_h]_{\text{face}} = 0 \quad \forall \psi_h \in \mathbf{V}_h^{\text{face}}. \end{cases} \quad (49)$$

3.8. The fully-discrete scheme

We consider the fully-discrete approximation of (4) that is obtained by applying the backward Euler time-stepping scheme to the time derivatives $\mathbf{E}_{h,t}$ and $\mathbf{B}_{h,t}$ in (49). Higher order schemes in time can be built analogously. As usual, we start by splitting the time integration interval $[0, T]$ in N equally spaced subintervals $[t^{n-1}, t^n]$ with size $\tau = t^n - t^{n-1}$ for all $n = 1, \dots, N$. Moreover, let $\mathbf{E}_h^0 = \mathbf{E}_I^0 \in \mathbf{V}_h^{\text{edge}}$ and $\mathbf{B}_h^0 = \mathbf{B}_I^0 \in \mathbf{V}_h^{\text{face}}$ be the virtual element interpolations of \mathbf{E}^0 and \mathbf{B}^0 , cf. (19) and (27), respectively satisfying inequalities (14) and (23).

Let $\mathbf{E}_h^m \in \mathbf{V}_h^{\text{edge}}$ and $\mathbf{B}_h^m \in \mathbf{V}_h^{\text{face}}$ be the discrete solutions at steps $m = 0, \dots, N-1$. We compute the two discrete vector fields at time step t^{m+1} using the implicit Euler scheme: *For all $\mathbf{w}_h \in \mathbf{V}_h^{\text{edge}}$ and $\psi_h \in \mathbf{V}_h^{\text{face}}$, find $\mathbf{E}_h^{m+1} \in \mathbf{V}_h^{\text{edge}}$ and $\mathbf{B}_h^{m+1} \in \mathbf{V}_h^{\text{face}}$ such that*

$$\begin{cases} \frac{1}{\tau} [\widehat{\varepsilon} (\mathbf{E}_h^{m+1} - \mathbf{E}_h^m), \mathbf{w}_h]_{\text{edge}} + [\widehat{\sigma} \mathbf{E}_h^{m+1}, \mathbf{w}_h]_{\text{edge}} - [\widehat{\mu}^{-1} \mathbf{B}_h^{m+1}, \mathbf{curl} \mathbf{w}_h]_{\text{face}} = [\mathbf{J}_I^{m+1}, \mathbf{w}_h]_{\text{edge}} \\ \frac{1}{\tau} [\widehat{\mu}^{-1} (\mathbf{B}_h^{m+1} - \mathbf{B}_h^m), \psi_h]_{\text{face}} + [\widehat{\mu}^{-1} \psi_h, \mathbf{curl} \mathbf{E}_h^{m+1}]_{\text{face}} = 0. \end{cases} \quad (50)$$

We simplify (50) by rewriting the second equation as

$$[\widehat{\mu}^{-1} (\mathbf{B}_h^{m+1} - \mathbf{B}_h^m + \tau \mathbf{curl} \mathbf{E}_h^{m+1}), \psi_h]_{\text{face}} = 0 \quad \forall \psi_h \in \mathbf{V}_h^{\text{face}}.$$

Since $\mathbf{curl}(\mathbf{V}_h^{\text{edge}}) = \widetilde{\mathbf{V}}_h^{\text{face}}$, cf. (32), we deduce that

$$\mathbf{B}_h^{m+1} = \mathbf{B}_h^m - \tau \mathbf{curl} \mathbf{E}_h^{m+1}. \quad (51)$$

Then, we substitute (51) in the first equation of (50) and we find that

$$\begin{aligned} & [(\widehat{\varepsilon} + \tau \widehat{\sigma}) \mathbf{E}_h^{m+1}, \mathbf{w}_h]_{\text{edge}} + [\tau^2 \widehat{\mu}^{-1} \mathbf{curl} \mathbf{E}_h^{m+1}, \mathbf{curl} \mathbf{w}_h]_{\text{face}} \\ &= [\tau \mathbf{J}_I^{m+1} + \widehat{\varepsilon} \mathbf{E}_h^m, \mathbf{w}_h]_{\text{edge}} + [\tau \widehat{\mu}^{-1} \mathbf{B}_h^m, \mathbf{curl} \mathbf{w}_h]_{\text{face}}. \end{aligned}$$

This reformulation allows us to reduce the computational effort in solving (50).

In view of Remark 1 and assumption (2), we find that

$$\operatorname{div} \mathbf{B}_h^0 = \operatorname{div} \mathbf{B}_I^0 = (\operatorname{div} \mathbf{B}^0)_I = 0. \quad (52)$$

We use (51) and (52) and apply the divergence operator to derive the discrete counterpart of (3):

$$\operatorname{div} \mathbf{B}_h^m = 0 \quad \forall m = 0, \dots, M,$$

which implies that our scheme provides an approximation of \mathbf{B} that naturally satisfies the divergence-free constraint.

Remark 2 *The proposed scheme can be immediately extended to the case of general order $k > 1$ in space by substituting the above low order spaces $\mathbf{V}_h^{\text{edge}}$ and $\mathbf{V}_h^{\text{face}}$ with the corresponding ones from [9]. The theoretical analysis would follow along the same lines as that shown below for the lowest order case.*

4. Analysis of the semi-discrete scheme

In this section, we prove the convergence of the semi-discrete scheme (49).

Theorem 8 *Let (\mathbf{E}, \mathbf{B}) and $(\mathbf{E}_h, \mathbf{B}_h)$ be the solutions to (4) and (49) under the geometric assumptions of Section 3.1 and assumption (7). For all $t \in [0, T]$, we assume that \mathbf{E} , \mathbf{E}_t and \mathbf{J} belong to $L^1((0, T), H^s(\mathbf{curl}, \Omega))$ $1/2 < s \leq 1$. Furthermore, we recall that the initial vector-valued fields $\mathbf{E}_I^0 \in \mathbf{V}_h^{\text{edge}}$ and $\mathbf{B}_I^0 \in \mathbf{V}_h^{\text{face}}$ interpolate \mathbf{E}^0 and \mathbf{B}^0 in the sense of (19) and (27), respectively. Then, the following error estimate is valid:*

$$\|\mathbf{E}(t) - \mathbf{E}_h(t)\|_{0,\Omega} + \|\mathbf{B}(t) - \mathbf{B}_h(t)\|_{0,\Omega} \lesssim h^s \quad \forall t \in [0, T]. \quad (53)$$

Proof. For all $t \in [0, T]$, we introduce

$$\mathbf{e}_h = \mathbf{e}_h(t) := \Pi_h^{\text{curl}} \mathbf{E}(t) - \mathbf{E}_h(t), \quad \mathbf{b}_h = \mathbf{b}_h(t) := \mathbf{P}_h \mathbf{B}(t) - \mathbf{B}_h(t). \quad (54)$$

We recall that $\operatorname{div} \mathbf{B}_I^0 = 0$. For all $t \in [0, T]$, the definition of quantities (54), projector \mathbf{P}_h in (46), and the first equation in (49) allow us to prove that

$$\begin{aligned} & [\widehat{\varepsilon} \mathbf{e}_{h,t} + \widehat{\sigma} \mathbf{e}_h, \mathbf{w}_h]_{\text{edge}} - [\widehat{\mu}^{-1} \mathbf{b}_h, \mathbf{curl} \mathbf{w}_h]_{\text{face}} \\ &= -[\mathbf{J}_I, \mathbf{w}_h]_{\text{edge}} + [\widehat{\varepsilon} \Pi_h^{\text{curl}} \mathbf{E}_t + \widehat{\sigma} \Pi_h^{\text{curl}} \mathbf{E}, \mathbf{w}_h]_{\text{edge}} - [\widehat{\mu}^{-1} \mathbf{P}_h \mathbf{B}, \mathbf{curl} \mathbf{w}_h]_{\text{face}} \\ &= -[\mathbf{J}_I, \mathbf{w}_h]_{\text{edge}} + [\widehat{\varepsilon} \Pi_h^{\text{curl}} \mathbf{E}_t + \widehat{\sigma} \Pi_h^{\text{curl}} \mathbf{E}, \mathbf{w}_h]_{\text{edge}} - (\mu^{-1} \mathbf{B}, \mathbf{curl} \mathbf{w}_h)_{0,\Omega} \quad \mathbf{w}_h \in \mathbf{V}_h^{\text{edge}}. \end{aligned} \quad (55)$$

Moreover, for all $\psi_h \in \widetilde{\mathbf{V}}_h^{\text{face}}$, we apply (49), (46), the commuting property (47), and (4), and obtain

$$\begin{aligned} & [\widehat{\mu}^{-1} \mathbf{b}_{h,t}, \psi_h]_{\text{face}} + [\widehat{\mu}^{-1} \mathbf{curl} \mathbf{e}_h, \psi_h]_{\text{face}} = [\widehat{\mu}^{-1} \mathbf{P}_h \mathbf{B}_t, \psi_h]_{\text{face}} + [\widehat{\mu}^{-1} \mathbf{curl} \Pi_h^{\text{curl}}(\mathbf{E}), \psi_h]_{\text{face}} \\ &= (\mu^{-1} \mathbf{B}_t, \psi_h)_{0,\Omega} + [\widehat{\mu}^{-1} \mathbf{P}_h(\mathbf{curl} \mathbf{E}), \psi_h]_{\text{face}} = (\mu^{-1}(\mathbf{B}_t + \mathbf{curl} \mathbf{E}), \psi_h)_{0,\Omega} = 0. \end{aligned}$$

Since $\mathbf{b}_{h,t} + \mathbf{curl} \mathbf{e}_h \in \widetilde{\mathbf{V}}_h^{\text{face}}$, the above equation implies that

$$\mathbf{b}_{h,t} + \mathbf{curl} \mathbf{e}_h = \mathbf{0}. \quad (56)$$

We set $\mathbf{w}_h = \mathbf{e}_h$ in (55), use (56), and deduce that

$$\begin{aligned} & [\widehat{\varepsilon} \mathbf{e}_{h,t} + \widehat{\sigma} \mathbf{e}_h, \mathbf{e}_h]_{\text{edge}} + [\widehat{\mu}^{-1} \mathbf{b}_h, \mathbf{b}_{h,t}]_{\text{face}} \\ &= -[\mathbf{J}_I, \mathbf{e}_h]_{\text{edge}} + [\widehat{\varepsilon} \Pi_h^{\text{curl}} \mathbf{E}_t + \widehat{\sigma} \Pi_h^{\text{curl}} \mathbf{E}, \mathbf{e}_h]_{\text{edge}} - (\mu^{-1} \mathbf{B}, \mathbf{curl} \mathbf{e}_h)_{0,\Omega}. \end{aligned}$$

Next, we substitute $(\mu^{-1}\mathbf{B}, \mathbf{curl} \mathbf{e}_h)_{0,\Omega}$ with the expression given by the first equation (4):

$$\begin{aligned}
& \frac{1}{2} \partial_t \left\| \widehat{\varepsilon}^{1/2} \mathbf{e}_h \right\|_{\text{edge}}^2 + [\widehat{\sigma} \mathbf{e}_h, \mathbf{e}_h]_{\text{edge}} + \frac{1}{2} \partial_t \left\| \widehat{\mu}^{-1/2} \mathbf{b}_h \right\|_{\text{face}}^2 \\
&= \frac{1}{2} \partial_t [\widehat{\varepsilon} \mathbf{e}_h, \mathbf{e}_h]_{\text{edge}} + [\widehat{\sigma} \mathbf{e}_h, \mathbf{e}_h]_{\text{edge}} + \frac{1}{2} \partial_t [\widehat{\mu}^{-1} \mathbf{b}_h, \mathbf{b}_h]_{\text{face}} \\
&= [-\mathbf{J}_I, \mathbf{e}_h]_{\text{edge}} - (\widehat{\mu}^{-1} \mathbf{B}, \mathbf{curl} \mathbf{e}_h)_{0,\Omega} + [\widehat{\varepsilon} \mathbf{\Pi}_h^{\text{curl}} \mathbf{E}_t + \widehat{\sigma} \mathbf{\Pi}_h^{\text{curl}} \mathbf{E}, \mathbf{e}_h]_{\text{edge}} \\
&= \underbrace{(\mathbf{J}, \mathbf{e}_h)_{0,\Omega} - [\mathbf{J}_I, \mathbf{e}_h]_{\text{edge}}}_{=:T_1} + \underbrace{[\widehat{\varepsilon} \mathbf{\Pi}_h^{\text{curl}} \mathbf{E}_t, \mathbf{e}_h]_{\text{edge}} - (\varepsilon \mathbf{E}_t, \mathbf{e}_h)_{0,\Omega}}_{=:T_2} + \underbrace{[\widehat{\sigma} \mathbf{\Pi}_h^{\text{curl}} \mathbf{E}, \mathbf{e}_h]_{\text{edge}} - (\sigma \mathbf{E}, \mathbf{e}_h)_{0,\Omega}}_{=:T_3}.
\end{aligned} \tag{57}$$

We derive an upper bound for the three terms T_1 , T_2 and T_3 of the right-hand side of (57) separately. To estimate term T_1 , we use the stability properties (12) and (14) of the bilinear form $S_{\text{face}}^K(\cdot, \cdot)$, employ standard polynomial approximation results, use the interpolation property (20), and obtain that

$$\begin{aligned}
T_1 &= (\mathbf{J}, \mathbf{e}_h)_{0,\Omega} - (\mathbf{\Pi}_h^0 \mathbf{J}_I, \mathbf{e}_h)_{0,\Omega} - \sum_{K \in \Omega_h} S_{\text{edge}}^K((\mathbf{I} - \mathbf{\Pi}_h^0) \mathbf{J}_I, (\mathbf{I} - \mathbf{\Pi}_h^0) \mathbf{e}_h) \\
&\lesssim (\|\mathbf{J} - \mathbf{\Pi}_h^0 \mathbf{J}_I\|_{0,\Omega} + \|(\mathbf{I} - \mathbf{\Pi}_h^0) \mathbf{J}_I\|_{0,\Omega}) \|\mathbf{e}_h\|_{\text{edge}} \\
&\lesssim (\|\mathbf{J} - \mathbf{\Pi}_h^0 \mathbf{J}\|_{0,\Omega} + \|\mathbf{J} - \mathbf{J}_I\|_{0,\Omega} + \|\mathbf{J} - \mathbf{\Pi}_h^0 \mathbf{J}_I\|_{0,\Omega}) \|\mathbf{e}_h\|_{\text{edge}} \\
&\lesssim (\|\mathbf{J} - \mathbf{\Pi}_h^0 \mathbf{J}\|_{0,\Omega} + \|\mathbf{J} - \mathbf{J}_I\|_{0,\Omega}) \|\mathbf{e}_h\|_{\text{edge}} \\
&\lesssim h^s (\|\mathbf{J}\|_{s,\Omega} + h^{1-s} \|\mathbf{curl} \mathbf{J}\|_{0,\Omega} + h \|\mathbf{curl} \mathbf{J}\|_{s,\Omega}) \left\| \widehat{\varepsilon}^{1/2} \mathbf{e}_h \right\|_{\text{edge}}.
\end{aligned} \tag{58}$$

To estimate term T_2 , we introduce \mathbf{c} , the piecewise constant average of \mathbf{E}_t over Ω_h , add and subtract $(\widehat{\varepsilon} \mathbf{c}, \mathbf{e}_h)_{0,\Omega} = [\widehat{\varepsilon} \mathbf{c}, \mathbf{e}_h]_{\text{edge}}$, note that $h \leq h^s$ for $s \leq 1$, and write

$$\begin{aligned}
T_2 &\stackrel{(15)}{=} [\widehat{\varepsilon}(\mathbf{\Pi}_h^{\text{curl}} \mathbf{E}_t - \mathbf{c}), \mathbf{e}_h]_{\text{edge}} + (\widehat{\varepsilon}(\mathbf{c} - \mathbf{E}_t), \mathbf{e}_h)_{0,\Omega} + ((\widehat{\varepsilon} - \varepsilon) \mathbf{E}_t, \mathbf{e}_h)_{0,\Omega} \\
&\stackrel{(7),(14)}{\lesssim} \left(\|\mathbf{E}_t - \mathbf{\Pi}_h^{\text{curl}} \mathbf{E}_t\|_{0,\Omega} + \|\mathbf{E}_t - \mathbf{c}\|_{0,\Omega} + h \max_{K \in \Omega_h} |\varepsilon|_{W^{1,\infty}(K)} \|\mathbf{E}_t\|_{0,\Omega} \right) \|\mathbf{e}_h\|_{\text{edge}} \\
&\stackrel{(43)}{\lesssim} h^s (\|\mathbf{E}_t\|_{s,\Omega} + h^{1-s} \|\mathbf{curl} \mathbf{E}_t\|_{0,\Omega} + h \|\mathbf{curl} \mathbf{E}_t\|_{s,\Omega}) \left\| \widehat{\varepsilon}^{1/2} \mathbf{e}_h \right\|_{\text{edge}}.
\end{aligned}$$

Recalling assumption (7) again, we treat term T_3 analogously and arrive at the bound

$$T_3 \lesssim h^s (\|\mathbf{E}\|_{s,\Omega} + h^{1-s} \|\mathbf{curl} \mathbf{E}\|_{0,\Omega} + h \|\mathbf{curl} \mathbf{E}\|_{s,\Omega}) \left\| \widehat{\varepsilon}^{1/2} \mathbf{e}_h \right\|_{\text{edge}}. \tag{59}$$

Introduce the regularity type term, which is in $L^1(0, T)$ due to the assumptions of the theorem,

$$\begin{aligned}
c_{\text{REG}}(t) &= c_{\text{REG}} = \|\mathbf{J}\|_{s,\Omega} + \|\mathbf{E}\|_{s,\Omega} + \|\mathbf{E}_t\|_{s,\Omega} + h^{1-s} \|\mathbf{curl} \mathbf{J}\|_{0,\Omega} + h \|\mathbf{curl} \mathbf{J}\|_{s,\Omega} \\
&\quad + h^{1-s} (\|\mathbf{curl} \mathbf{E}\|_{0,\Omega} + \|\mathbf{curl} \mathbf{E}_t\|_{0,\Omega}) + h \|\mathbf{curl} \mathbf{E}\|_{s,\Omega}.
\end{aligned}$$

Now, we collect the upper bounds on terms T_1 , T_2 , and T_3 in (57), recall (5), and deduce that

$$\frac{1}{2} \left(\partial_t \left\| \widehat{\varepsilon}^{1/2} \mathbf{e}_h \right\|_{\text{edge}}^2 + \partial_t \left\| \widehat{\mu}^{-1/2} \mathbf{b}_h \right\|_{\text{face}}^2 \right) \lesssim c_{\text{REG}} h^s \left\| \widehat{\varepsilon}^{1/2} \mathbf{e}_h \right\|_{\text{edge}} \tag{60}$$

The following identity is valid:

$$\frac{1}{2} \partial_t \left\| \widehat{\varepsilon}^{1/2} \cdot \right\|_{\text{edge}}^2 = \left\| \widehat{\varepsilon}^{1/2} \cdot \right\|_{\text{edge}} \partial_t \left\| \widehat{\varepsilon}^{1/2} \cdot \right\|_{\text{edge}}.$$

We use this identity in equation (60), so that, almost everywhere in time in $(0, T)$,

$$\partial_t \left\| \widehat{\varepsilon}^{1/2} \mathbf{e}_h(t) \right\|_{\text{edge}} \lesssim c_{\text{REG}} h^s,$$

and we integrate in time to obtain:

$$\left\| \widehat{\varepsilon}^{1/2} \mathbf{e}_h(t) \right\|_{\text{edge}} \lesssim \left\| \widehat{\varepsilon}^{1/2} \mathbf{e}_h(0) \right\|_{\text{edge}} + h^s \int_0^t c_{\text{REG}}(s) ds \lesssim \left\| \widehat{\varepsilon}^{1/2} \mathbf{e}_h(0) \right\|_{\text{edge}} + h^s. \quad (61)$$

The error at the initial time $t = 0$ is controlled by the upper bound:

$$\begin{aligned} \left\| \widehat{\varepsilon}^{1/2} \mathbf{e}_h(0) \right\|_{\text{edge}} &\stackrel{(14),(5)}{\lesssim} \left\| \mathbf{E}^0 - \mathbf{E}_I^0 \right\|_{0,\Omega} + \left\| \mathbf{E}^0 - \mathbf{\Pi}_h^{\text{curl}} \mathbf{E}^0 \right\|_{0,\Omega} \\ &\stackrel{(20),(43)}{\lesssim} h^s \left(|\mathbf{E}^0|_{s,\Omega} + h^{1-s} \|\mathbf{curl}(\mathbf{E}^0)\|_{0,\Omega} + h |\mathbf{curl}(\mathbf{E}^0)|_{s,\Omega} \right) \lesssim h^s, \end{aligned} \quad (62)$$

and using this inequality in (61) yields

$$\left\| \mathbf{e}_h(t) \right\|_{0,\Omega} \stackrel{(14),(5)}{\lesssim} \left\| \widehat{\varepsilon}^{1/2} \mathbf{e}_h(t) \right\|_{\text{edge}} \lesssim h^s. \quad (63)$$

Thus, we can write

$$\partial_t \left\| \widehat{\mu}^{-1/2} \mathbf{b}_h(t) \right\|_{\text{face}}^2 \stackrel{(60)}{\lesssim} c_{\text{REG}} h^s \left\| \widehat{\varepsilon}^{1/2} \mathbf{e}_h(t) \right\|_{\text{edge}} \stackrel{(63)}{\lesssim} c_{\text{REG}} h^{2s}. \quad (64)$$

Integrating in time (64) gives

$$\left\| \widehat{\mu}^{-1/2} \mathbf{b}_h(t) \right\|_{\text{face}}^2 \lesssim \left\| \widehat{\mu}^{-1/2} \mathbf{b}_h(0) \right\|_{\text{face}}^2 + h^{2s}.$$

Observe that

$$\left\| \widehat{\mu}^{-1/2} \mathbf{b}_h(0) \right\|_{\text{face}} \stackrel{(23),(5)}{\lesssim} \left\| \mathbf{B}^0 - \mathbf{P}_h \mathbf{B}^0 \right\|_{0,\Omega} + \left\| \mathbf{B}^0 - \mathbf{B}_I^0 \right\|_{0,\Omega} \stackrel{(28),(48)}{\lesssim} h \left\| \mathbf{B}^0 \right\|_{0,\Omega} + h^s |\mathbf{B}^0|_{s,\Omega} \lesssim h^s. \quad (65)$$

Then, we have

$$\left\| \mathbf{b}_h(t) \right\|_{0,\Omega} \stackrel{(23),(5)}{\lesssim} \left\| \widehat{\mu}^{-1/2} \mathbf{b}_h(t) \right\|_{\text{face}} \lesssim h^s. \quad (66)$$

Finally, we add and subtract $\mathbf{\Pi}_h^{\text{curl}}(\mathbf{E}(t))$, $\mathbf{P}_h(\mathbf{B}(t))$, use the definitions of $\mathbf{e}_h(t)$ and $\mathbf{b}_h(t)$ and the triangle inequality to obtain

$$\begin{aligned} &\left\| \mathbf{E}(t) - \mathbf{E}_h(t) \right\|_{0,\Omega} + \left\| \mathbf{B}(t) - \mathbf{B}_h(t) \right\|_{0,\Omega} \\ &\lesssim \left\| \mathbf{E}_h(t) - \mathbf{\Pi}_h^{\text{curl}}(\mathbf{E}(t)) \right\|_{0,\Omega} + \left\| \mathbf{B}_h(t) - \mathbf{P}_h(\mathbf{B}(t)) \right\|_{0,\Omega} + \left\| \mathbf{e}_h(t) \right\|_{0,\Omega} + \left\| \mathbf{b}_h(t) \right\|_{0,\Omega}. \end{aligned}$$

The assertion of the theorem follows on using (43), (48), (63), and (66). \square

5. Analysis of the fully-discrete scheme

In this section, we prove the convergence of the fully-discrete scheme (50). Notably, we recall that we employ the implicit Euler scheme for the time discretization and subdivide the time interval $[0, T]$ into M sub-interval of uniform length τ . We can extend the result below to other, possibly higher order, time discretization schemes.

Theorem 9 *Let the geometric assumptions of Section 3.1 and assumption (7) be valid, and (\mathbf{E}, \mathbf{B}) be the solutions to Maxwell's equations (4). We assume that $\mathbf{E}(t)$ and $\mathbf{E}_t(t)$ belong to $L^\infty((0, T), H^s(\mathbf{curl}, \Omega))$, and $\partial_{tt} \mathbf{E}$ and $\partial_{tt} \mathbf{B}$ to $L^\infty((0, T), [L^2(\Omega)]^3)$, $1/2 < s \leq 1$. Additionally, we assume that the electric current density $\mathbf{J}(t)$ in the right-hand side of (4) belongs to $L^\infty((0, T), H^s(\mathbf{curl}, \Omega))$ for the same value of s as above. For all $m = 0, \dots, M$, let $(\mathbf{E}_h^m, \mathbf{B}_h^m)$ denote the solutions of the fully-discrete scheme (50) at time step t^m . Then, the following error estimate is valid:*

$$\left\| \mathbf{E}(t^m) - \mathbf{E}_h^m \right\|_{0,\Omega} + \left\| \mathbf{B}(t^m) - \mathbf{B}_h^m \right\|_{0,\Omega} \lesssim h^s + \tau \quad \forall m = 0, \dots, M. \quad (67)$$

Proof. Let Π_h^{curl} and \mathbf{P}_h be the two projectors introduced in (33) and (46), whose approximation properties are detailed in (43) and (48), respectively, and introduce

$$\mathbf{e}_h^m := \Pi_h^{\text{curl}}(\mathbf{E}(t^m)) - \mathbf{E}_h^m, \quad \mathbf{b}_h^m := \mathbf{P}_h(\mathbf{B}(t^m)) - \mathbf{B}_h^m \quad \forall m = 0, \dots, M. \quad (68)$$

As a first step, we show two error equations, which we can deduce from definition (68) and fully-discrete problem (50). The first error equation reads as: for all $\psi_h \in \tilde{\mathbf{V}}_h^{\text{face}}$,

$$\begin{aligned} & \frac{1}{\tau} [\hat{\mu}^{-1}(\mathbf{b}_h^{m+1} - \mathbf{b}_h^m), \psi_h]_{\text{face}} + [\hat{\mu}^{-1} \mathbf{curl}(\mathbf{e}_h^{m+1}), \psi_h]_{\text{face}} \\ & \stackrel{(50)}{=} \frac{1}{\tau} [\hat{\mu}^{-1} \mathbf{P}_h(\mathbf{B}(t^{m+1}) - \mathbf{B}(t^m)), \psi_h]_{\text{face}} + [\hat{\mu}^{-1} \mathbf{curl}(\Pi_h^{\text{curl}} \mathbf{E}(t^{m+1})), \psi_h]_{\text{face}} \\ & \stackrel{(46),(47)}{=} \frac{1}{\tau} (\mu^{-1}(\mathbf{B}(t^{m+1}) - \mathbf{B}(t^m)), \psi_h)_{0,\Omega} + [\hat{\mu}^{-1} \mathbf{P}_h(\mathbf{curl}(\mathbf{E}(t^{m+1}))), \psi_h]_{\text{face}} \\ & \stackrel{(46)}{=} (\mu^{-1}((\mathbf{B}(t^{m+1}) - \mathbf{B}(t^m))/\tau + \mathbf{curl}(\mathbf{E}(t^{m+1}))), \psi_h)_{0,\Omega} \\ & \stackrel{(1)}{=} (\mu^{-1}((\mathbf{B}(t^{m+1}) - \mathbf{B}(t^m))/\tau - \partial_t \mathbf{B}(t^{m+1})), \psi_h)_{0,\Omega} =: (\omega^m, \psi_h)_{0,\Omega}, \end{aligned} \quad (69)$$

which intrinsically define the last term ω^m . The second error equation reads

$$\begin{aligned} & \frac{1}{\tau} [\hat{\varepsilon}(\mathbf{e}_h^{m+1} - \mathbf{e}_h^m), \mathbf{e}_h^{m+1}]_{\text{edge}} + [\hat{\sigma} \mathbf{e}_h^{m+1}, \mathbf{e}_h^{m+1}]_{\text{edge}} - [\hat{\mu}^{-1} \mathbf{b}_h^{m+1}, \mathbf{curl}(\mathbf{e}_h^{m+1})]_{\text{face}} \\ & \stackrel{(4),(46)}{=} [-\mathbf{J}_I, \mathbf{e}_h^{m+1}]_{\text{edge}} + [\hat{\varepsilon}(\Pi_h^{\text{curl}}(\mathbf{E}(t^{m+1}) - \mathbf{E}(t^m)))/\tau + \hat{\sigma} \Pi_h^{\text{curl}}(\mathbf{E}(t^{m+1})), \mathbf{e}_h^{m+1}]_{\text{edge}} \\ & \quad - (\mu^{-1} \mathbf{B}(t^{m+1}), \mathbf{curl}(\mathbf{e}_h^{m+1}))_{0,\Omega}. \end{aligned} \quad (70)$$

We pick $\psi_h = \mathbf{b}_h^{m+1}$ as a test function in (69), sum the resulting equation with (70), and get

$$\begin{aligned} & \frac{1}{\tau} [\hat{\varepsilon}(\mathbf{e}_h^{m+1} - \mathbf{e}_h^m), \mathbf{e}_h^{m+1}]_{\text{edge}} + [\hat{\sigma} \mathbf{e}_h^{m+1}, \mathbf{e}_h^{m+1}]_{\text{edge}} + \frac{1}{\tau} [\hat{\mu}^{-1}(\mathbf{b}_h^{m+1} - \mathbf{b}_h^m), \mathbf{b}_h^{m+1}]_{\text{face}} \\ & = [-\mathbf{J}_I, \mathbf{e}_h^{m+1}]_{\text{edge}} + [\hat{\varepsilon}(\Pi_h^{\text{curl}}(\mathbf{E}(t^{m+1}) - \mathbf{E}(t^m)))/\tau + \hat{\sigma} \Pi_h^{\text{curl}}(\mathbf{E}(t^{m+1})), \mathbf{e}_h^{m+1}]_{\text{edge}} \\ & \quad - (\mu^{-1} \mathbf{B}(t^{m+1}), \mathbf{curl}(\mathbf{e}_h^{m+1}))_{0,\Omega} + (\omega^m, \mathbf{b}_h^{m+1})_{0,\Omega} =: T_1 + T_2 + T_3 + T_4, \end{aligned}$$

where, using the first equation of (4) with \mathbf{e}_h^{m+1} as a test function, we have set

$$T_1 := (\mathbf{J}, \mathbf{e}_h^{m+1})_{0,\Omega} - [\mathbf{J}_I, \mathbf{e}_h^{m+1}]_{\text{edge}}, \quad (71)$$

$$T_2 := [\hat{\varepsilon}(\Pi_h^{\text{curl}}(\mathbf{E}(t^{m+1}) - \mathbf{E}(t^m)))/\tau, \mathbf{e}_h^{m+1}]_{\text{edge}} - (\varepsilon \partial_t \mathbf{E}(t^{m+1}), \mathbf{e}_h^{m+1})_{0,\Omega}, \quad (72)$$

$$T_3 := [\hat{\sigma} \Pi_h^{\text{curl}}(\mathbf{E}(t^{m+1})), \mathbf{e}_h^{m+1}]_{\text{edge}} - (\sigma \mathbf{E}(t^{m+1}), \mathbf{e}_h^{m+1})_{0,\Omega}, \quad (73)$$

$$T_4 := (\mu^{-1}(\mathbf{B}(t^{m+1}) - \mathbf{B}(t^m))/\tau - \partial_t \mathbf{B}(t^{m+1}), \mathbf{b}_h^{m+1})_{0,\Omega}. \quad (74)$$

We easily deduce that

$$\begin{aligned} & \left\| \hat{\varepsilon}^{1/2} \mathbf{e}_h^{m+1} \right\|_{\text{edge}}^2 + \left\| \hat{\mu}^{1/2} \mathbf{b}_h^{m+1} \right\|_{\text{face}}^2 \\ & \lesssim \left\| \hat{\varepsilon}^{1/2} \mathbf{e}_h^m \right\|_{\text{edge}} \left\| \hat{\varepsilon}^{1/2} \mathbf{e}_h^{m+1} \right\|_{\text{edge}} + \left\| \hat{\mu}^{1/2} \mathbf{b}_h^m \right\|_{\text{face}} \left\| \hat{\mu}^{1/2} \mathbf{b}_h^{m+1} \right\|_{\text{face}} + \tau(T_1 + T_2 + T_3 + T_4). \end{aligned} \quad (75)$$

Assume for the time being the following bound is valid: there exists $c > 0$ independent of h and τ such that

$$\tau(T_1 + T_2 + T_3 + T_4) \lesssim \tau(h^s + \tau) \left\| \hat{\varepsilon}^{1/2} \mathbf{e}_h^{m+1} \right\|_{\text{edge}}^2 \leq \tau \left\| \hat{\varepsilon}^{1/2} \mathbf{e}_h^{m+1} \right\|_{\text{edge}}^2 + c\tau(h^s + \tau)^2. \quad (76)$$

We will show (76) at the end of the proof. Inserting (76) in (75) and some standard manipulations yield

$$\left\| \hat{\varepsilon}^{1/2} \mathbf{e}_h^{m+1} \right\|_{\text{edge}}^2 + \left\| \hat{\mu}^{1/2} \mathbf{b}_h^{m+1} \right\|_{\text{face}}^2 \leq \left\| \hat{\varepsilon}^{1/2} \mathbf{e}_h^m \right\|_{\text{edge}}^2 + \left\| \hat{\mu}^{1/2} \mathbf{b}_h^m \right\|_{\text{face}}^2 + \tau \left\| \hat{\varepsilon}^{1/2} \mathbf{e}_h^{m+1} \right\|_{\text{edge}}^2 + c\tau(h^s + \tau)^2.$$

In other words, for a positive c , we have, $\tau \leq 1$,

$$\left\| \hat{\varepsilon}^{1/2} \mathbf{e}_h^{m+1} \right\|_{\text{edge}}^2 + \left\| \hat{\mu}^{1/2} \mathbf{b}_h^{m+1} \right\|_{\text{face}}^2 \leq \frac{1}{1-\tau} (\left\| \hat{\varepsilon}^{1/2} \mathbf{e}_h^m \right\|_{\text{edge}}^2 + \left\| \hat{\mu}^{1/2} \mathbf{b}_h^m \right\|_{\text{face}}^2) + c \frac{\tau}{1-\tau} (h^s + \tau)^2. \quad (77)$$

Bound (77) has the form

$$a_{m+1} \leq \frac{1}{1-\tau} a_m + c \frac{\tau}{1-\tau} (h^s + \tau)^2.$$

Recalling that $M := T/\tau$, we can iterate the above bound and write

$$\begin{aligned} a_m &\leq \left(\frac{1}{1-\tau}\right)^M a_0 + c\tau \left(\sum_{i=1}^M \left(\frac{1}{1-\tau}\right)^i\right) (h^s + \tau)^2 \\ &\leq \left(\frac{1}{1-\tau}\right)^M a_0 + cT \left(\frac{1}{1-\tau}\right)^M (h^s + \tau)^2 = \left(\frac{1}{1-\tau}\right)^M (a_0 + cT(h^s + \tau)^2) \quad \forall m = 1, \dots, M. \end{aligned}$$

By noting that

$$\left(\frac{1}{1-\tau}\right)^M = \left(\frac{1}{1-\tau}\right)^{\frac{T}{\tau}}$$

is uniformly bounded as $\tau \rightarrow 0$, we achieve

$$a_m \lesssim a_0 + (h^s + \tau)^2 \quad \forall m = 1, \dots, M.$$

Thus, bound (77) yields

$$\left\| \widehat{\varepsilon}^{1/2} \mathbf{e}_h^{m+1} \right\|_{\text{edge}}^2 + \left\| \widehat{\mu}^{1/2} \mathbf{b}_h^{m+1} \right\|_{\text{face}}^2 \lesssim \left\| \widehat{\varepsilon}^{1/2} \mathbf{e}_h^0 \right\|_{\text{edge}}^2 + \left\| \widehat{\mu}^{1/2} \mathbf{b}_h^0 \right\|_{\text{face}}^2 + (h^s + \tau)^2. \quad (78)$$

The assertion of the theorem follows from the triangle inequality, data assumptions (5), stability properties (14) and (23), and bounds (62) and (65) on the initial data approximation error.

Thus, we are left to show (76), i.e., the upper bounds on terms T_i , $i = 1, \dots, 4$, in (71)-(74). In the following bounds, we shall use data assumption (5) several times. Therefore, this will not be declared at every instance. We can deal with terms T_1 and T_3 as in the semi-discrete analysis of Theorem 8. More precisely, proceeding as in (58) and (59), we can write

$$T_1 \lesssim h^s (|\mathbf{J}|_{s,\Omega} + h^{1-s} \|\mathbf{curl} \mathbf{J}\|_{0,\Omega} + h |\mathbf{curl} \mathbf{J}|_{s,\Omega}) \left\| \mathbf{e}_h^{m+1} \right\|_{\text{edge}} \lesssim h^s \left\| \widehat{\varepsilon}^{1/2} \mathbf{e}_h^{m+1} \right\|_{\text{edge}}$$

and

$$\begin{aligned} T_3 &\stackrel{(7)}{\lesssim} h^s (|\mathbf{E}(t^{m+1})|_{s,\Omega} + h^{1-s} \|\mathbf{curl}(\mathbf{E}(t^{m+1}))\|_{0,\Omega} + h \max_{K \in \Omega_h} |\varepsilon|_{W^{1,\infty}(K)} |\mathbf{curl}(\mathbf{E}(t^{m+1}))|_{s,\Omega}) \left\| \mathbf{e}_h^{m+1} \right\|_{\text{edge}} \\ &\lesssim h^s \left\| \widehat{\varepsilon}^{1/2} \mathbf{e}_h^{m+1} \right\|_{\text{edge}}. \end{aligned}$$

Next, we focus on the two remaining terms and start with T_4 :

$$\begin{aligned} T_4 &:= (\mu^{-1} \partial_t \mathbf{B}(t^{m+1}) - (\mathbf{B}(t^{m+1}) - \mathbf{B}(t^m))/\tau, \mathbf{e}_h^{m+1})_{0,\Omega} \\ &\stackrel{(14)}{\lesssim} \|\partial_t \mathbf{B}(t^{m+1}) - (\mathbf{B}(t^{m+1}) - \mathbf{B}(t^m))/\tau\|_{0,\Omega} \left\| \mathbf{e}_h^{m+1} \right\|_{\text{edge}} \\ &= \left\| \frac{1}{\tau} \int_{t^m}^{t^{m+1}} (s - t^m) \partial_{tt} \mathbf{B}(s) ds \right\|_{0,\Omega} \left\| \mathbf{e}_h^{m+1} \right\|_{\text{edge}} \\ &\leq \tau \|\partial_{tt} \mathbf{B}\|_{L^\infty([t^m, t^{m+1}], L^2(\Omega))} \left\| \mathbf{e}_h^{m+1} \right\|_{\text{edge}} \lesssim \tau \left\| \widehat{\varepsilon}^{1/2} \mathbf{e}_h^{m+1} \right\|_{\text{edge}}. \end{aligned}$$

As for term T_2 , we consider the splitting

$$\begin{aligned} T_2 &= [\widehat{\varepsilon}(\mathbf{\Pi}_h^{\text{curl}}(\mathbf{E}(t^{m+1}) - \mathbf{E}(t^m)))/\tau, \mathbf{e}_h^{m+1}]_{\text{edge}} - (\varepsilon(\mathbf{E}(t^{m+1}) - \mathbf{E}(t^m))/\tau, \mathbf{e}_h^{m+1})_{0,\Omega} \\ &\quad + (\varepsilon(\mathbf{E}(t^{m+1}) - \mathbf{E}(t^m))/\tau, \mathbf{e}_h^{m+1})_{0,\Omega} - (\varepsilon \partial_t \mathbf{E}(t^{m+1}), \mathbf{e}_h^{m+1})_{0,\Omega} =: T_{2,1} + T_{2,2}. \end{aligned}$$

Term $T_{2,2}$ is dealt with as term T_4 :

$$T_{2,2} \leq \tau \|\partial_{tt} \mathbf{E}\|_{L^\infty([t^m, t^{m+1}], L^2(\Omega))} \left\| \mathbf{e}_h^{m+1} \right\| \lesssim \tau \left\| \widehat{\varepsilon}^{1/2} \mathbf{e}_h^{m+1} \right\|_{\text{edge}}.$$

Finally, we show an upper bound on term $T_{2,1}$ proceeding as for term T_3 :

$$T_{2,1} \lesssim h^s \|(\mathbf{E}(t^{m+1}) - \mathbf{E}(t^m))/\tau\|_{*,\Omega} \left\| \tilde{\varepsilon}^{1/2} \mathbf{e}_h^{m+1} \right\|_{\text{edge}},$$

where we have used (7) again and set

$$\|\cdot\|_{*,\Omega} := \|\cdot\|_{s,\Omega} + h^{1-s} \|\mathbf{curl}(\cdot)\|_{0,\Omega} + h \|\mathbf{curl}(\cdot)\|_{s,\Omega}.$$

We must prove that the $*$ -norm of the difference quotient is finite. To this aim, observe

$$\begin{aligned} \|(\mathbf{E}(t^{m+1}) - \mathbf{E}(t^m))/\tau\|_{*,\Omega} &= \left\| 1/\tau \int_{t^m}^{t^{m+1}} \partial_t \mathbf{E}(s) ds \right\|_{*,\Omega} \\ &\leq 1/\tau \int_{t^m}^{t^{m+1}} \|\partial_t \mathbf{E}(s)\|_{*,\Omega} ds \leq \|\partial_t \mathbf{E}\|_{L^\infty((0,T), H^s(\mathbf{curl}, \Omega))}. \end{aligned}$$

Collecting the bounds on terms T_1 , $T_{2,1}$, $T_{2,2}$, T_3 , and T_4 , we deduce (76), whence the assertion follows. \square

6. Numerical results

In this section, we investigate the accuracy of fully discrete scheme (50). To this end, we consider three different mesh families:

- **cube** regular cubic meshes;
- **voro** Voronoi tessellations optimized by the Lloyd algorithm;
- **rand** Voronoi tessellations of a cloud of points that are randomly positioned in the computational domain.

We selected these three types of meshes as they offer an increasing level of geometric difficulty. Indeed, the meshes in **cube** are uniform; the meshes in **voro** may have small edges and faces but the geometric shape of the mesh elements is not distorted; the meshes in **rand** may have small edges and faces, as well as stretched polyhedral elements. We refer to a specific partition of Ω by the corresponding keyword, e.g., **cube**, **voro**, and **rand**, followed by the number of elements. For example, “**voro125**” refers to the mesh composed of 125 Voronoi cells optimized by the Lloyd algorithm. We numerically verify the optimal convergence rate in the L^2 norm of the approximation to the electric field \mathbf{E} and the magnetic flux field \mathbf{B} on a sequence of four refined meshes for each mesh family. These four meshes have a decreasing mesh size and the third mesh of each family is shown in Figure 1. The virtual element approximations \mathbf{E}_h and \mathbf{B}_h to \mathbf{E} and \mathbf{B} are not

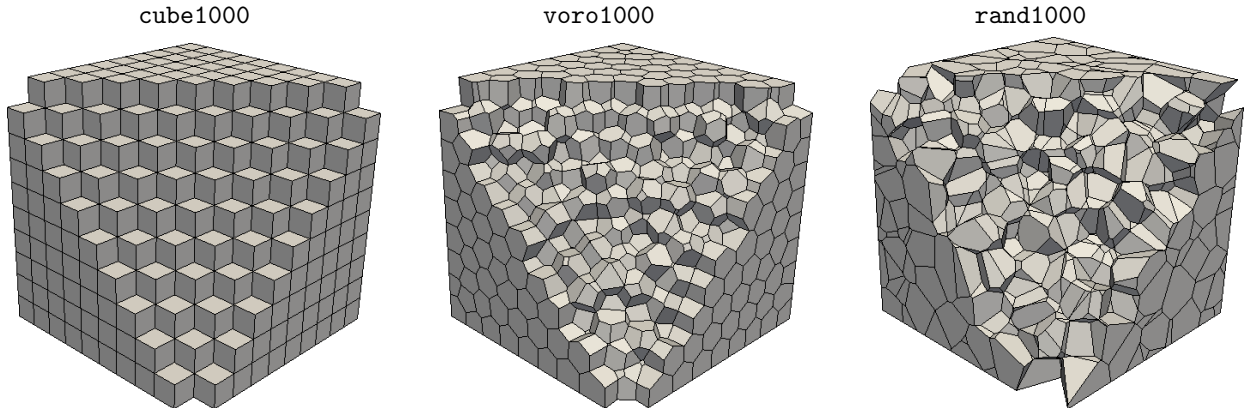


Fig. 1. The third mesh of the mesh families **cube** (left panel), **voro** (middle panel), and **rand** (right panel).

available in closed form, so we evaluate the error in the L^2 norm at final time T by using the polynomial projections $\Pi_h^0 \mathbf{E}_h$ and $\Pi_h^0 \mathbf{B}_h$.

6.1. Test Case 1: constant coefficients

We solve Maxwell's equations on the computational domain $\Omega = (0, 1)^3$ for $t \in [0, 1]$ with constant coefficients ε , σ , and μ equal to 1. The boundary condition and the current density vector are computed by taking the exact solution fields

$$\mathbf{E}(t, x, y, z) = t \mathbf{curl} \phi(x, y, z) + t^2 \psi(x, y, z) \quad \text{and} \quad \mathbf{B}(t, x, y, z) = \frac{t^2}{2} \mathbf{curl} \mathbf{curl} \phi(x, y, z),$$

where the auxiliary vector-valued fields ϕ and ψ are defined as

$$\phi = \begin{pmatrix} \sin^2(\pi x) y^2 (1-y)^2 z^2 (1-z)^2 \\ x^2 (1-x)^2 \sin^2(\pi y) z^2 (1-z)^2 \\ x^2 (1-x)^2 y^2 (1-y)^2 \sin^2(\pi z) \end{pmatrix}, \quad \psi = \nabla (\sin(\pi x)) \sin(\pi y) \sin(\pi z).$$

A straightforward calculation shows that $\text{div} \mathbf{B} = 0$, i.e., the magnetic field \mathbf{B} satisfies the divergence-free condition.

In Figure 2, we plot the L^2 errors at final time $T = 1$ for simultaneous refinements of h and τ on the three mesh families and observe the expected convergence rate, which we recall has to be proportional to $h + \tau$; see Theorem 9.

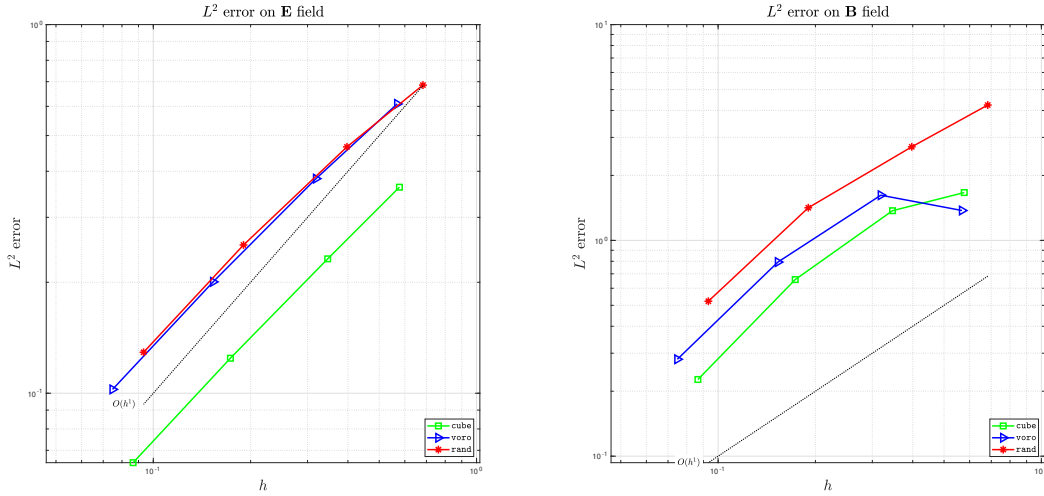


Fig. 2. Test Case 1: Error curves in the L^2 norm at final time $T = 1$ for the virtual element approximation \mathbf{E}_h (left panel) and \mathbf{B}_h (right panel) using mesh families **cube**, **voro**, and **rand** for simultaneous refinements of h and τ .

Since we observe a similar behavior of the error employing the three mesh families **cube**, **voro**, and **rand** with several different mesh sizes and time steps, in Tables 1 and 2, we report the approximation errors for **rand** meshes only and omit the results of the other two mesh families. We consider four meshes with halving mesh sizes.

Each column of the tables shows how the method converges with respect to space discretization, i.e., by using a constant time step and refining the mesh. Likewise, each row of the tables shows how the method converges with respect to the time discretization, i.e., by halving the time step on a fixed mesh. The error in space seems to be the dominant effect, so it hides the convergence in time. However, moving along the diagonal shows how the VEM behaves when we simultaneously refine the numerical calculations in space and time.

h/τ	1	1/2	1/4	1/8	1/16
rand27	7.54934e-01	6.85312e-01	6.61063e-01	6.53686e-01	6.51563e-01
rand125	6.74936e-01	5.28070e-01	4.65795e-01	4.42823e-01	4.34538e-01
rand1000	5.57677e-01	3.71355e-01	2.84559e-01	2.52419e-01	2.42073e-01
rand8000	5.16023e-01	3.05508e-01	1.93724e-01	1.45634e-01	1.29143e-01

Table 1

Test Case 1: L^2 -norms at final time $T = 1$ of the error for the virtual element approximation \mathbf{E}_h using mesh family **rand** for various combinations of h and τ .

h/τ	1	1/2	1/4	1/8	1/16
rand27	5.18090e+00	4.23793e+00	3.60694e+00	3.22725e+00	3.01745e+00
rand125	3.42076e+00	2.99694e+00	2.71327e+00	2.53786e+00	2.43661e+00
rand1000	1.65995e+00	1.52434e+00	1.44932e+00	1.41647e+00	1.40512e+00
rand8000	5.70863e-01	5.36405e-01	5.23172e-01	5.21143e-01	5.22493e-01

Table 2

Test Case 1: L^2 -norms of the error at final time $T = 1$ for the virtual element approximation \mathbf{B}_h using mesh family **rand** for various combinations of h and τ .

Finally, in Table 3 we report the L^2 -norm of the divergence of \mathbf{B}_h for each combination of h and τ . This table confirms that the numerical approximation to the magnetic field provided by the VEM is divergence free. In fact, all the values of the divergence are very small even if a slight growth is visible during the refinement process for $h \rightarrow 0$, which is very likely due to round-off effects related to the conditioning of the final linear system. Such interpretation is also supported by the results presented in [3]. Here, it was noted that the L^2 -norm of the $\text{div } \mathbf{B}_h$ may be affected by the residual threshold at which the iterations of a preconditioned Krilov method are arrested. More precisely, the authors of [3] noted that the higher this threshold is, the bigger the L^2 norm of $\text{div } \mathbf{B}_h$ is. Consequently, we can infer that the divergence-free property of \mathbf{B}_h is related to *how well* the linear system is solved and claim that this effect on the L^2 -norm of $\text{div } \mathbf{B}_h$ is probably due a possible growth of the condition number of the final linear system.

h/τ	1	1/2	1/4	1/8	1/16
rand27	1.29859e-13	6.01029e-14	3.40244e-14	2.48871e-14	2.37811e-14
rand125	1.42792e-12	9.89122e-13	4.91271e-13	3.40723e-13	2.68898e-13
rand1000	1.09414e-11	5.43667e-12	3.15013e-12	1.96991e-12	1.72177e-12
rand8000	2.49021e-10	1.78090e-10	7.98612e-10	6.78452e-11	1.67117e-10

Table 3

Test Case 1: L^2 -norm of $\text{div } \mathbf{B}_h$ at final time $T = 1$ using mesh family **rand** for various combinations of h and τ .

6.2. Test case 2: polarized fields with variable coefficients

We solve Maxwell's equations on the computational domain $\Omega = (0, 1)^3$ for $t \in [0, 1]$ with the variable coefficients

$$\mu(x, y, z) := \frac{1}{1 + x^2 + y^2 + z^2}, \quad \varepsilon(x, y, z) := 2 - x^2 - z, \quad \sigma(x, y, z) := 2 - y^2 + z. \quad (79)$$

The boundary conditions and the current density vector \mathbf{J} are defined in accordance with (79) and the exact solution fields

$$\mathbf{E}(\mathbf{x}, t) := \begin{pmatrix} 0 \\ 0 \\ \sin(\pi x) \sin(\pi y) \end{pmatrix} \cos(2.2 \pi t), \quad \mathbf{B}(\mathbf{x}, t) := \begin{pmatrix} -\cos(\pi y) \sin(\pi x) \\ \cos(\pi x) \sin(\pi y) \\ 0 \end{pmatrix} \sin(2.2 \pi t)/2.2.$$

The electromagnetic fields \mathbf{E} and \mathbf{B} are orthogonal at any point in Ω and time in $[0, 1]$. So, this solution simulates a polarized stationary electromagnetic wave with a polarization direction that is parallel to $\mathbf{E} \times \mathbf{B}$. This test case is more complex than Test Case 1 since the coefficients are variable in space.

In Figure 3, we plot the L^2 errors at final time $T = 1$ for simultaneous refinements of h and τ on the three mesh families and observe the expected convergence rate, which we recall is expected to be proportional $h + \tau$; see Theorem 9.

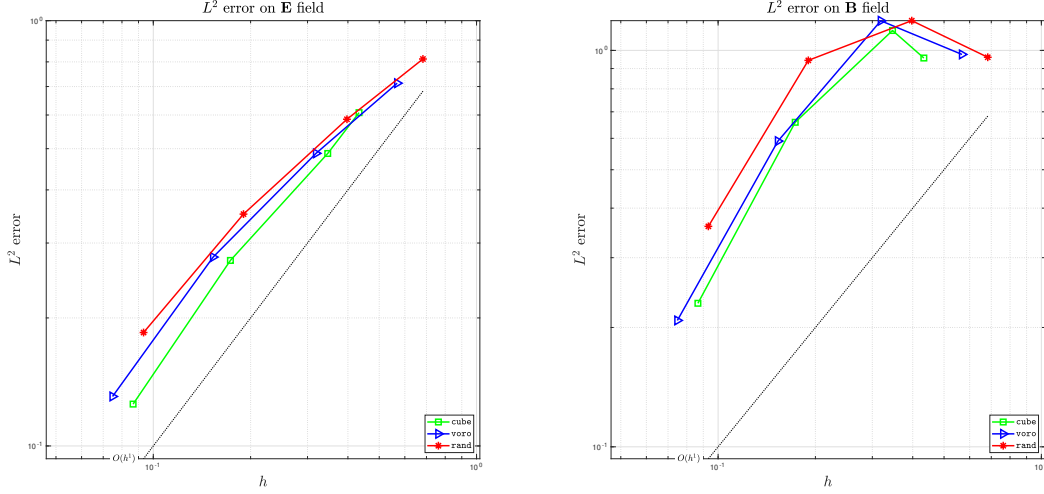


Fig. 3. Test Case 2: error curves in the L^2 -norm at final time $T = 1$ for the virtual element approximation \mathbf{E}_h (left panel) and \mathbf{B}_h (right panel) using mesh families **cube**, **voro**, and **rand** for simultaneous refinement of h and τ .

As in Test Case 1, we observe the same convergence behavior of the VEM on the three mesh families **cube**, **voro**, and **rand** with several different mesh sizes and time steps. Therefore, in Tables 4 and 5, we report the approximation errors measured in the L^2 norms for the two fields employing **voro** meshes only and omit the results for the other two mesh families. We consider four meshes with halving mesh sizes.

Despite the increased complexity due to the variable coefficients, we again observe the optimal convergence behavior of the error. Each column shows the convergence with respect to the space discretization; each row shows the convergence with respect to the time discretization; the diagonal shows the convergence when we refine simultaneously in space and time. The error of the space discretization appears to dominate the error of the time discretization. Thus, the convergence in time along the rows, which should be proportional to τ , is not clearly visible.

h/τ	1/8	1/16	1/32	1/64	1/128	1/256	1/512
voro27	7.55595e-01	7.12779e-01	6.98688e-01	6.94691e-01	6.93669e-01	6.93437e-01	6.93391e-01
voro125	7.10037e-01	5.59691e-01	4.87506e-01	4.60187e-01	4.50552e-01	4.47020e-01	4.45612e-01
voro1000	7.61034e-01	5.04496e-01	3.37641e-01	2.78006e-01	2.72510e-01	2.78932e-01	2.84638e-01
voro8000	8.15941e-01	5.47385e-01	3.24103e-01	1.89044e-01	1.30718e-01	1.16060e-01	1.15552e-01

Table 4

Test Case 2: L^2 -norms of the error at final time $T = 1$ for the virtual element approximation \mathbf{E}_h using mesh family **voro** for various combinations of h and τ .

Finally, Table 6 shows the values of the L^2 -norm of $\text{div } \mathbf{B}_h$. The VEM has preserved the divergence-free property, i.e., the discrete field \mathbf{B}_h has a pointwise zero divergence up to machine precision. If we compare the results in Tables 3 and Table 6, then we note that the latter are smaller. This is a further numerical evidence of the fact that the divergence-free property is affected by the condition number of the resulting

h/τ	1/8	1/16	1/32	1/64	1/128	1/256	1/512
voro27	8.73950e-01	9.76835e-01	1.07697e+00	1.14477e+00	1.18347e+00	1.20404e+00	1.21462e+00
voro125	7.79133e-01	9.81799e-01	1.18782e+00	1.34127e+00	1.43399e+00	1.48477e+00	1.51131e+00
voro1000	5.30396e-01	5.68603e-01	5.68025e-01	5.90399e-01	6.18452e-01	6.38682e-01	6.50609e-01
voro8000	4.17104e-01	3.93512e-01	3.13109e-01	2.42229e-01	2.08354e-01	1.97717e-01	1.95388e-01

Table 5

Test Case 1: L^2 -norms of the error at final time $T = 1$ for the virtual element approximation \mathbf{B}_h using mesh family **voro** for various combinations of h and τ .

linear system. Indeed, using the **voro** mesh family, such condition numbers are smaller than those using the **rand** mesh family. Consequently, the algebraic errors are smaller and we get a smaller divergence.

h/τ	1/8	1/16	1/32	1/64	1/128	1/256	1/512
voro27	3.67329e-13	2.88481e-13	5.64265e-14	7.48716e-14	9.62529e-14	4.62185e-14	5.22894e-14
voro125	5.70077e-15	4.30522e-15	3.86118e-15	4.85112e-15	5.95169e-15	9.16754e-15	1.81605e-14
voro1000	4.23128e-14	5.21900e-14	5.43683e-14	4.69058e-14	2.83352e-14	3.27387e-14	2.20535e-14
voro8000	4.69098e-13	5.76923e-13	3.38158e-13	5.18550e-13	3.28192e-13	3.43377e-13	4.91190e-13

Table 6

Test Case 2: L^2 norm of $\text{div } \mathbf{B}_h$ at final time $T = 1$ using mesh family **voro** for various combinations of h and τ .

7. Conclusions

In this paper, we have considered a low order virtual element approximation of Maxwell's equations based on a De Rahm sequence. After eviscerating several interpolation and stability properties of edge and face spaces, we showed optimal a priori estimates for both the semi- and the fully- discrete schemes and corroborated the theoretical predictions numerical experiments. Future works may cover the approximation of corner singularities and the virtual element approximation of MHD problems.

Acknowledgments

L. B. da V. and F. D. are supported by the European Research Council through the H2020 Consolidator Grant (Grant No. 681162) CAVE - Challenges and Advancements in Virtual Elements. G. M. has partially been supported by the ERC Project CHANGE, which has received funding from the European Research Council (ERC) under the European Union Horizon 2020 research and innovation program (grant agreement no. 694515). L. M. acknowledges support from the Austrian Science Fund (FWF) project P33477.

References

- [1] R. A. Adams and J. J. F. Fournier. *Sobolev Spaces*, volume 140. Academic Press, 2003.
- [2] B. Ahmad, A. Alsaedi, F. Brezzi, L.D. Marini, and A. Russo. Equivalent projectors for virtual element methods. *Comput. Math. Appl.*, 66(3):376–391, 2013.
- [3] S. N. Alvarez, V. A. Bokil, V. Gyrya, and G. Manzini. The virtual element method for resistive magnetohydrodynamics. <https://arxiv.org/abs/2004.11467>, 2020.
- [4] C. Amrouche, C. Bernardi, M. Dauge, and V. Girault. Vector potentials in three-dimensional non-smooth domains. *Math. Methods Appl. Sci.*, 21(9):823–864, 1998.
- [5] F. Assous, P. Degond, E. Heintze, P.-A. Raviart, and J. Segre. On a finite-element method for solving the three-dimensional Maxwell equations. *J. Comput. Phys.*, 109(2):222–237, 1993.
- [6] L. Beirão da Veiga and L. Mascotto. Interpolation and stability properties of low order face and edge virtual element spaces. <https://arxiv.org/abs/2011.12834>, 2020.
- [7] L. Beirão da Veiga, F. Brezzi, A. Cangiani, G. Manzini, L.D. Marini, and A. Russo. Basic principles of virtual element methods. *Math. Models Methods Appl. Sci.*, 23(01):199–214, 2013.

- [8] L. Beirão da Veiga, F. Brezzi, F. Dassi, L. D. Marini, and A. Russo. Virtual element approximation of 2D magnetostatic problems. *Comput. Methods Appl. Mech. Engrg.*, 327:173–195, 2017.
- [9] L. Beirão da Veiga, F. Brezzi, F. Dassi, L. D. Marini, and A. Russo. A family of three-dimensional virtual elements with applications to magnetostatics. *SIAM J. Numer. Anal.*, 56(5):2940–2962, 2018.
- [10] L. Beirão da Veiga, F. Brezzi, F. Dassi, L. D. Marini, and A. Russo. Lowest order virtual element approximation of magnetostatic problems. *Comput. Methods Appl. Mech. Engrg.*, 332:343–362, 2018.
- [11] L. Beirão Da Veiga, F. Brezzi, L. D. Marini, and A. Russo. H(div) and H(curl)-conforming virtual element methods. *Numer. Math.*, 133(2):303–332, 2016.
- [12] L. Beirão da Veiga, F. Brezzi, L. D. Marini, and A. Russo. Mixed virtual element methods for general second order elliptic problems on polygonal meshes. *ESAIM Math. Model. Numer. Anal.*, 50(3):727–747, 2016.
- [13] L. Beirão da Veiga, F. Dassi, and A. Russo. High-order virtual element method on polyhedral meshes. *Comput. Math. Appl.*, 74(5):1110–1122, 2017.
- [14] L. Beirão da Veiga, C. Lovadina, and A. Russo. Stability analysis for the virtual element method. *Math. Models Methods Appl. Sci.*, 27(13):2557–2594, 2017.
- [15] A. Bermúdez de Castro, D. Gómez, and P. Salgado. *Mathematical models and numerical simulation in electromagnetism*, volume 74. Springer, 2014.
- [16] D. Boffi, F. Brezzi, and M. Fortin. *Mixed Finite Element Methods and Applications*, volume 44. Springer Series in Computational Mathematics, 2013.
- [17] S. C. Brenner and L.-Y. Sung. Virtual element methods on meshes with small edges or faces. *Math. Models Methods Appl. Sci.*, 268(07):1291–1336, 2018.
- [18] F. Brezzi, R.S. Falk, and L.D. Marini. Basic principles of mixed virtual element methods. *Math. Mod. Num. Anal.*, 48(4):1227–1240, 2014.
- [19] F. Chave, D. A. Di Pietro, and S. Lemaire. A three-dimensional hybrid high-order method for magnetostatics. In *International Conference on Finite Volumes for Complex Applications*, pages 255–263. Springer, 2020.
- [20] P. Ciarlet, Jr. and Jun Zou. Fully discrete finite element approaches for time-dependent Maxwell’s equations. *Numer. Math.*, 82(2):193–219, 1999.
- [21] R. Coccioli, T. Itoh, G. Pelosi, and P. P. Silvester. Finite-element methods in microwaves: A selected bibliography. *Antennas and Propagation Newsletter, IEEE Professional Group on*, 38, Dec. 1996.
- [22] F. Dassi, P. Di Barba, and A. Russo. Virtual element method and permanent magnet simulations: potential and mixed formulations. *Accepted in IET Science, Measurement & Technology*, 2021.
- [23] D. A. Di Pietro, J. Droniou, and F. Rapetti. Fully discrete polynomial de Rham sequences of arbitrary degree on polygons and polyhedra. *Math. Models Methods Appl. Sci.*, 30(9):1809–1855, 2020.
- [24] T. Euler, R. Schuhmann, and T. Weiland. Polygonal finite elements. *IEEE Trans. Magnetics*, 42, 2006.
- [25] L. C. Evans. *Partial Differential Equations*. American Mathematical Society, 2010.
- [26] A. D. Greenwood and J.-M. Jin. Finite-element analysis of complex axisymmetric radiating structures. *IEEE Trans. Antennas Propagation*, 47(8):1260–1266, 1999.
- [27] J.-M. Jin. *The finite element method in electromagnetics*. John Wiley & Sons, third edition edition, 2014.
- [28] J.-M. Jin and D. J. Riley. *Finite Element Analysis of Antennas and Arrays*. John Wiley & Sons ;, IEEE Press, 2009.
- [29] A. Khebir, J. D’Angelo, and J. Joseph. A new finite element formulation for RF scattering by complex bodies of revolution. *IEEE Trans. Antennas Propagation*, 41(5):534–541, 1993.
- [30] J. F. Lee, G.M. Wilkins, and R. Mittra. Finite-element analysis of axisymmetric cavity resonator using a hybrid edge element technique. *IEEE Trans. Microwave Theory Techniques*, 41:1981–1987, 1993.
- [31] K. Lipnikov, G. Manzini, F. Brezzi, and A. Buffa. The mimetic finite difference method for the 3D magnetostatic field problems on polyhedral meshes. *J. Comput. Phys.*, 230(2):305–328, 2011.
- [32] Ch. G. Makridakis and P. Monk. Time-discrete finite element schemes for Maxwell’s equations. *RAIRO Modél. Math. Anal. Numér.*, 29(2):171–197, 1995.
- [33] L. Medgyesi-Mitschang and J. Putnam. Electromagnetic scattering from axially inhomogeneous bodies of revolution. *IEEE Trans. Antennas Propagation*, 32(8):797–806, 1984.
- [34] P. Monk. *Finite Element Methods for Maxwell’s Equations*. Oxford University Press, 2003.
- [35] P. B. Monk. A mixed method for approximating Maxwell’s equations. *SIAM J. Numer. Anal.*, 28(6):1610–1634, 1991.
- [36] D. Mora, G. Rivera, and R. Rodríguez. A virtual element method for the Steklov eigenvalue problem. *Math. Models Methods Appl. Sci.*, 25(08):1421–1445, 2015.
- [37] J.-C. Nédélec. Mixed finite elements in \mathbf{R}^3 . *Numer. Math.*, 35(3):315–341, 1980.
- [38] X. Rui, J. Hu, and Q. H. Liu. Higher order finite element method for inhomogeneous axisymmetric resonators. *Progress In Electromagnetics Research B*, 21:189–201, 2010.
- [39] F. L. Teixeira and J. R. Bergmann. B-spline basis functions for moment-method analysis of axisymmetric reflector antennas. *Microwave and Optical Technology Letters*, 14, 1997.
- [40] F. L. Teixeira and J. R. Bergmann. Moment-method analysis of circularly symmetric reflectors using bandlimited basis functions. *IEE Proc. Microw. Antennas Prop.*, 144(3):179–183, 1997.
- [41] W. Tierens and D. De Zutter. BOR-FDTD subgridding based on finite element principles. *J. Comput. Phys.*, 230, 2011.
- [42] G.M. Wilkins, J.-F. Lee, and R. Mittra. Numerical modeling of axisymmetric coaxial waveguide discontinuities. *IEEE Trans. Microwave Theory Techniques*, 39, 1991.

- [43] J. Zhao. Analysis of finite element approximation for time-dependent Maxwell problems. *Math. Comp.*, 73(247):1089–1105, 2004.