

A Competitive Edge: Can FPGAs Beat GPUs at DCNN Inference Acceleration in Resource-Limited Edge Computing Applications?

Ian Colbert¹, Jake Daly¹, Ken Kreutz-Delgado¹, and Srinjoy Das²

¹Department of Electrical and Computer Engineering, University of California, San Diego

²Department of Mathematics, University of California, San Diego

Abstract—When trained as generative models, Deep Learning algorithms have shown exceptional performance on tasks involving high dimensional data such as image denoising and super-resolution. In an increasingly connected world dominated by mobile and edge devices, there is surging demand for these algorithms to run locally on embedded platforms. FPGAs, by virtue of their reprogrammability and low-power characteristics, are ideal candidates for these edge computing applications. As such, we design a spatio-temporally parallelized hardware architecture capable of accelerating a deconvolution algorithm optimized for power-efficient inference on a resource-limited FPGA. We propose this FPGA-based accelerator to be used for Deconvolutional Neural Network (DCNN) inference in low-power edge computing applications. To this end, we develop methods that systematically exploit micro-architectural innovations, design space exploration, and statistical analysis. Using a Xilinx PYNQ-Z2 FPGA, we leverage our architecture to accelerate inference for two DCNNs trained on the MNIST and CelebA datasets using the Wasserstein GAN framework. On these networks, our FPGA design achieves a higher throughput to power ratio with lower run-to-run variation when compared to the NVIDIA Jetson TX1 edge computing GPU.

I. INTRODUCTION

Generative models are widely used as a means of parameterizing distributions of high-dimensional signals and structures. Among the various types of generative models, the Generative Adversarial Network (GAN) first proposed by Goodfellow *et al.* [8] yields superior performance on applications such as image generation, super resolution, and language modeling [20]. The learning strategy of the GAN jointly optimizes a generator G and a discriminator D . While the generator G is trained to minimize the distance between the ground truth distribution P_g and the model-parameterized distribution P_θ , the discriminator D is trained to separate P_g from P_θ . Although training optimizes both G and D , only the generator G is needed for inference when drawing samples from P_θ .

The typical GAN framework shown in Fig. 1 involves convolution layers, where D is a Convolutional Neural Network (CNN) and G is a Deconvolutional Neural Network (DCNN). Traditionally, these networks are deployed on CPUs and GPUs using cloud computing infrastructures. However, the proliferation of applications for mobile and edge computing have created new opportunities to deploy these models on embedded hardware for local inference. In contrast to CPUs and GPUs, FPGAs offer large-scale fine-grained parallelism

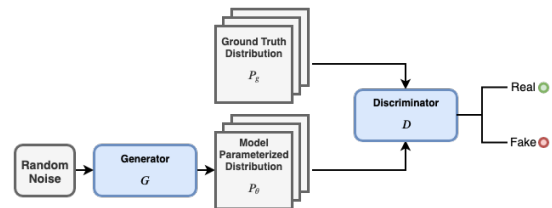


Figure 1: **Generative Adversarial Network [8] Architecture.** After training on the cloud, we map generator G onto local hardware for low-power inference at the edge.

and provide consistent power-efficient throughput, making them well-suited for these edge computing applications [1].

In this paper, we consider DCNN inference acceleration using a resource-limited Xilinx PYNQ-Z2 FPGA. We benchmark our implementation against the NVIDIA Jetson TX1 GPU, a processor heavily optimized for edge computing applications, and achieve a superior throughput to power ratio. The contributions of this paper are as follows:

- Significant enhancements over the algorithm proposed by [26] that reduce resource utilization, improve dataflow, and exploit memory hierarchy
- A spatio-temporally parallelized hardware architecture specifically designed to exploit these algorithmic innovations for power-efficient acceleration of DCNN inference
- An application of high-dimensional statistical analyses to balance the trade-off between hardware performance and generative quality when exploring network sparsity

II. RELATED RESEARCH

Previous works take architectural and algorithmic approaches to accelerating deconvolution workloads. The authors in [23] and [24] reformulate the deconvolution operation as a sparse convolution and build complex architectures that unify SIMD and MIMD execution models. Wang *et al.* [22] also use the zero-insertion deconvolution algorithm, approaching the problem by parallelizing over a uniform 2D systolic array hardware architecture to accelerate both 2D and 3D DCNNs. Liu *et al.* [14] propose a tiling method with a memory-efficient architecture that limits off-chip memory accesses at the cost of increased resource utilization via on-chip buffering. Chang *et*

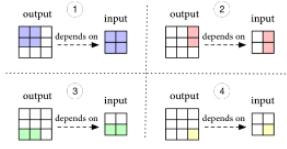


Figure 2: **Deconvolution Mapping of Input and Output Feature Maps.** Visualization from [26] for mapping input and output blocks.

al. [3], [4] propose an accelerator that transforms the deconvolution operation into a convolution (TDC), requiring $stride^2$ as many filters and potentially zero-padding the input and weight matrices. To improve dataflow, Tu *et al.* [21] explore the on-chip re-stitching of the disjoint output feature maps resulting from the TDC method. Mao *et al.* [16] adapt this method in a piecewise manner to handle the load-imbalance resulting from zero-padding at the cost of increased hardware complexity. The algorithm first proposed by Zhang *et al.* [26] avoids the zero-insertion and zero-padding requirements of the methods outlined above. We adapt this algorithm to a parallel hardware architecture as described in Sections III and IV.

III. DECONVOLUTION ALGORITHM

Standard deconvolution arithmetic traverses the input space, which requires a summation of regions that overlap in the output space [7]. When realized in hardware, accumulating over these overlapping regions can require complex dataflow and increase resource utilization via on-chip buffering [4], [14], [26]. To circumvent this, Zhang *et al.* [26] redesign the deconvolution algorithm to directly loop over the output space at the cost of the expensive modulo arithmetic required to calculate dependent input pixels. We propose the following three enhancements to adapt this reverse looping algorithm to a spatio-temporally parallelized hardware architecture.

(1) Preprocessing modulo arithmetic. Standard deconvolution arithmetic calculates the indices of dependent output pixels o_h from input index i_h using weight index k_h , stride S , and padding P , as shown in Eq. 1. Here, tiling along the input space leads to overlapping blocks in the output space, creating communication overhead [4], [21], [26].

$$o_h = i_h \times S + k_h - P \quad (1)$$

To avoid this, Zhang *et al.* [26] use the mapping in Fig. 2 to loop over the output space and determine i_h using Eq. 2.

$$i_h = \frac{o_h + P - k_h}{S} \quad (2)$$

When $S > 1$, Eq. 2 yields fractional values. To ensure functional correctness, Zhang *et al.* [26] propose a stride hole skipping technique, adding an offset value f_h given by Eq. 3.

$$f_h = \mathbf{mod}(S - \mathbf{mod}(P - k_h, S), S) \quad (3)$$

However, the resulting input pixel calculation given by Eq. 4 relies on modulo arithmetic which increases resource utilization and power consumption when implemented in hardware.

$$i_h = \frac{o_h + P - k_h + f_h}{S} \quad (4)$$

Algorithm 1 Deconvolution Kernel. Each kernel loads inputs, weights, and offsets into local memory to compute each output block.

```

y ← initializeToBias()
for  $i_c = 0, i_c++$ , while  $i_c < I_C$  do
  x ← loadInputBlock()
  w ← loadWeightBlock()
  for  $k_h = 0, k_h++$ , while  $k_h < K$  do
    for  $k_w = 0, k_w++$ , while  $k_w < K$  do
      w = w[ $k_h, k_w$ ]
       $f_h = \text{loadOffset}(k_h)$ 
       $f_w = \text{loadOffset}(k_w)$ 
      for  $\hat{o}_h = 0, \hat{o}_h++ = S$ , while  $\hat{o}_h < T_{O_H}$  do
        for  $\hat{o}_w = 0, \hat{o}_w++ = S$ , while  $\hat{o}_w < T_{O_W}$  do
           $o_h = \hat{o}_h + f_h$ 
           $o_w = \hat{o}_w + f_w$ 
           $i_h = (o_h + P - k_h) / S$ 
           $i_w = (o_w + P - k_w) / S$ 
           $y[o_h, o_w] \leftarrow w \times x[i_h, i_w]$ 
pushOutputBlock(y)

```

Observing that, in Eq. 3, f_h is only dependent on k_h , we pre-compute and cache these offsets for each value of k_h . This process reduces the number of modulo operations to $2K$, where K is the weight filter size. This minimizes resource utilization and on-chip memory as K tends to be small.

(2) Dataflow Optimization. Loop interchange is an algorithm-level optimization that can be applied to improve the sequential computation order of operations [15]. We reorder the loops of the deconvolution arithmetic in [26] to sequentially traverse the weight space and maximize data reuse. Increasing weight-level data reuse also increases the impact of zero-skipping - a conditional execution paradigm that eliminates redundant operations by only processing non-zero elements.

Additionally, we exploit the opportunities for data-level parallelism exposed by directly looping over the output space. Unlike the standard deconvolution algorithm, which suffers from the overlapping sum problem, the output space of the reverse looping deconvolution can be tiled into smaller batches to execute concurrently on a parallelized hardware architecture. When the size of the output feature space increases owing to the upsampling nature of deconvolution operations, the workloads and memory requirements remain constant, simplifying hardware design requirements.

(3) Decoupling external memory accesses from compute operations. Reverse looping deconvolution arithmetic using [26] produces a non-sequential external memory access pattern over the input space. To mask any resulting overhead, we decouple all external memory accesses from compute operations to allow for the cascaded execution of these sub-tasks on a pipelined hardware architecture and restrict non-sequential memory access patterns to faster on-chip memory. This is done by first computing the pixel addresses of an input block using Eq. 4, then sequentially reading these addresses from external memory, and finally caching the data on-chip to be distributed. To do this, we determine the tile size T_{IH} of the input block needed for each output block from the output

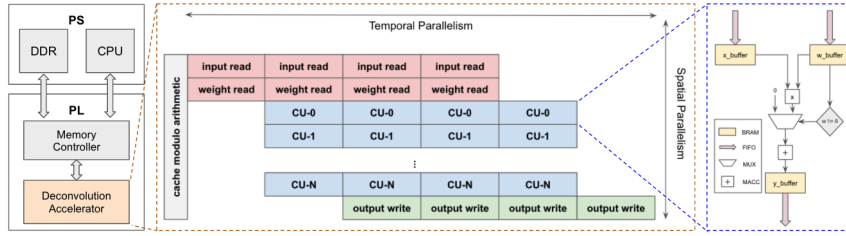


Figure 3: **FPGA Hardware Architecture.** As discussed in Section IV, we design a spatio-temporally parallelized hardware architecture customized to accelerate the deconvolution algorithm proposed in Section III for low-power DCNN inference at the edge.

tiling factor T_{O_H} and the layer parameters using Eq. 5. The resulting deconvolution kernel given by Algorithm 1 can then continuously compute $T_{O_H} \times T_{O_W}$ output blocks with a non-sequential access pattern over locally cached $T_{I_H} \times T_{I_W}$ input blocks using $K \times K$ weight blocks as the next set of inputs are fetched from external memory using sequential reads.

$$T_{I_H} = \max(i_h) - \min(i_h) = \left\lceil \frac{T_{O_H}}{S} \right\rceil + \left\lceil \frac{K}{S} \right\rceil \quad (5)$$

IV. FPGA HARDWARE ARCHITECTURE

To accelerate DCNN inference on an FPGA, we design a SIMD (Single Instruction Multiple Data) hardware architecture with replicable compute units (CUs) that exploits the opportunities for both spatial and temporal data-level parallelism that arise from the optimizations discussed in Section III. As depicted in Figure 3, the dataflow of the deconvolution accelerator IP block is split into the three pipelined stages outlined below.

(1) Reading Inputs and Weights. The limited amount of on-chip memory is a bottleneck when accelerating large networks on a resource-limited FPGA. As such, the input feature maps and network weights are stored in off-chip DDR memory and fetched using AXI interconnects. As described in Section III, decoupling external memory accesses masks the communication overhead when executed in a pipelined architecture. We separate input and weight external memory accesses into dedicated hardware blocks to concurrently read from DDR memory and stream to CUs through on-chip FIFOs. This efficient memory hierarchy is realized by on-chip buffers using BRAMs to store tiled input and weight blocks to be processed by CUs.

(2) Spatially Parallelized Compute Units. Looping over the output feature map enables partitioning deconvolution arithmetic into tiled batches that can execute concurrently across an array of CUs. The CUs follow a SIMD execution model, where each workload is dependent on blocks of inputs and weights that are sequentially streamed in through FIFOs and accumulated. The CUs each perform the deconvolution arithmetic outlined in Algorithm 1 using on-chip DSP units and the resulting $T_{O_H} \times T_{O_W}$ output block is streamed out to be written to off-chip memory. To maximize the occupancy of these CUs, we explore the design space as outlined in Section V-A to optimize the output tiling factor.

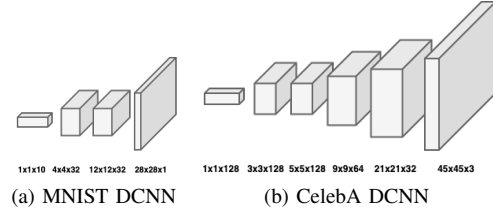


Figure 4: **DCNN Architectures.** We consider the network architectures shown above for inference acceleration on low-power hardware.

(3) Writing Output Pixels. Traversing the output space and avoiding the overlapping sum problem allows for a one-shot write to external memory for each output block computed by a CU. We dedicate a hardware block to stream the outputs from each element in the CU array to be written to external DDR memory. This minimizes communication overhead with DDR and on-chip BRAM memory requirements.

V. EXPERIMENTAL RESULTS

We implement our architecture on a Xilinx PYNQ-Z2 board at 32-bit fixed point precision using the Vivado Design Suite. With the available hardware resources, we synthesize the design with 16 CUs at 125MHz in Vivado HLS using HLSLIB [6] and benchmark performance on the two DCNNs depicted in Figure 4. Each DCNN is trained on the MNIST and CelebA datasets using the WGAN-GP [10] framework.

A. Design Space Exploration

In this work, we explore square tiling factors over the output space such that $T_{O_H} = T_{O_W}$ and use the design space exploration methodology proposed by Zhang *et al.* [25] to optimize T_{O_H} . Because our accelerator multiplexes through the DCNN layers, we optimize T_{O_H} globally across all layers for each network architecture as a unified hardware design parameter as in [25]. Fig. 5 depicts all legal solutions for both the MNIST and CelebA DCNNs. Any solution to the left of the peak sustainable bandwidth slope requires a higher bandwidth than the FPGA can sustain [25]. The optimal T_{O_H} (indicated in green) maximizes attainable throughput while satisfying the hardware constraints. Table I provides the values used in this work and the resulting FPGA resource utilization. Note that the Xilinx PYNQ-Z2 board is extremely resource-constrained,

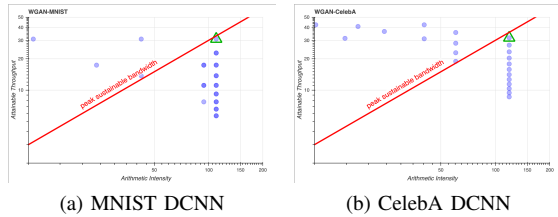


Figure 5: **Design Space Exploration.** The optimal tiling factor T_{OH} maximizes attainable throughput while satisfying the peak sustainable bandwidth constraint as measured by the STREAM benchmark [17].

	T_{OH}	DSP48s	BRAMs	Flip-Flops	LUTs
MNIST	12	134	50	43218	36469
CelebA	24	134	74	48938	40923

Table I: **Xilinx PYNQ-Z2 Resource Utilization**

using only 9% of the DSP blocks used in [23] and 5% of that used in [22] and [3].

B. Performance-per-Watt Comparison with Edge GPU

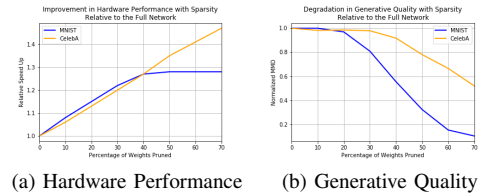
GPUs are power-hungry processors heavily optimized for large batch processing of on-chip memory [12]. Unlike the FPGA, which has been shown to provide workload-insensitive throughput with better power-efficiency, the time-varying optimizations leveraged by modern GPUs give rise to a non-deterministic execution model that can rarely provide the consistent performance that is required by edge computing applications [1], [13]. Additionally, modern GPUs use hardware throttling (ie. reducing clock frequency) to lower power and cool the chip when it gets hot, further increasing run-to-run variation [19]. This makes FPGAs the more suitable choice for edge computing applications when consistent throughput and power efficiency are key requirements [1].

In our experiments, we compare the throughput to power ratio of our Xilinx PYNQ-Z2 FPGA design against the heavily optimized NVIDIA Jetson TX1 edge computing GPU. As in [18], we evaluate the GPU with Torch using nvprof to collect performance and power numbers for each layer in each DCNN. We measure FPGA power using a USB Power Meter Voltage Detector and collect performance numbers using hardware counters. We compute total network throughput as the sum of the arithmetic operations of all layers divided by the sum of the execution time of all layers. Our results provided in Table II show that our design yields a higher

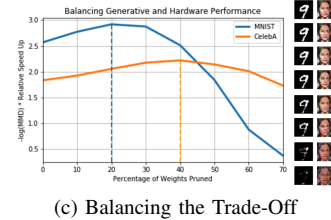
MNIST	L1	L2	L3	Total
FPGA	2.4 (0.02)	3.0 (0.01)	2.8 (0.01)	2.9 (0.01)
GPU	1.3 (0.17)	2.7 (0.42)	1.8 (0.25)	2.1 (0.18)

CelebA	L1	L2	L3	L4	L5	Total
FPGA	4.0 (0.00)	4.0 (0.00)	4.0 (0.00)	2.3 (0.00)	1.2 (0.01)	3.9 (0.00)
GPU	3.2 (0.66)	4.4 (0.81)	3.9 (0.66)	4.4 (0.69)	2.2 (0.40)	3.6 (0.31)

Table II: **DCNN Comparison (GOps/second/Watt).** We measure the mean and standard dev. (in parenthesis) of the throughput to power ratio of each layer in each DCNN on each processor over 50 runs.



(a) Hardware Performance (b) Generative Quality



(c) Balancing the Trade-Off

Figure 6: **FPGA Sparsity Analysis.** As described in Section V-C, while unstructured sparsity leads to FPGA speed-ups when using conditional execution paradigms like zero-skipping, removing learned parameters from a network invariably leads to degradation in generative quality. We propose a design metric to balance this trade-off.

total network throughput to power ratio with lower run-to-run variation when compared to the GPU for both DCNNs. As noted in [25], unified design parameters such as T_{OH} simplify implementation cost but may be sub-optimal for some layers. We observe this behavior for the CelebA DCNN as shown in Table II. In future work, we will investigate dynamically reconfiguring tiling factors to optimize dataflow per layer.

C. Sparsity Experiments

Weight pruning is a widely studied technique used to reduce network power consumption and memory footprint on mobile and edge computing platforms [11]. It's difficult for GPUs to effectively accelerate this form of unstructured sparsity as they are highly sensitive to conditional execution paradigms such as zero-skipping [1], [18]. Alternatively, FPGA performance is stable under such paradigms and can yield significant speed-ups when only executing non-zero valued computations [1], [5]. Previous works optimizing DCNN dataflow for unstructured sparsity fail to account for this degradation [5].

In our experiments, we systematically prune DCNN weights by their magnitude as done in [11]. To visualize both hardware performance and generative quality, we analyze the rates of change of both system latency and Maximum Mean Discrepancy (MMD) distance, respectively. MMD distance is used to compute the dissimilarity between model-parameterized distribution P_θ and ground truth distribution P_g and, in practice, is empirically estimated by drawing independent samples $\{\mathbf{x}_1, \dots, \mathbf{x}_n\} \sim \mu$ and $\{\mathbf{y}_1, \dots, \mathbf{y}_n\} \sim \nu$ from distributions P_θ and P_g , respectively, where kernel k maps to a reproducing kernel Hilbert space [2], [9]. It follows that the MMD distance given by the equation below is zero if and only if the distributions are identical. Here, we explore the use of MMD with the standard Gaussian kernel $k(\mathbf{x}, \mathbf{x}') = \exp(-\|\mathbf{x} - \mathbf{x}'\|^2)$ using the Euclidean distance, selecting the median euclidean distance between ground truth samples as the bandwidth [9].

$$\text{MMD}_k(\mu, \nu) = \mathbb{E}_{\mu, \mu}[k(X, X')] + \mathbb{E}_{\nu, \nu}[k(Y, Y')] - 2\mathbb{E}_{\mu, \nu}[k(X, Y)]$$

Pruning more weights yields higher speed-ups when skipping computations with zero-valued weights, as shown in Fig 6-a. However, as shown in Fig 6-b, the generative quality decreases with added sparsity. To balance the trade-off between hardware performance and generative quality, we propose an optimization metric given by Eq. 6. Here, t_0 and d_0 denote the execution time and MMD distance with respect P_g using the full weight matrix θ_0 while t_p and d_p denote that of the sparse matrix θ_p where d_i is given by $\text{MMD}(P_g, P_{\theta_i})$. Multiplying the rate of change of system latency and MMD distance leads to a concave optimization curve with a peak representing the sparsity level that balances image quality with execution time.

$$\frac{d_0}{d_p} \times \frac{t_0}{t_p} \quad (6)$$

VI. CONCLUSIONS AND FUTURE WORK

In this paper, we adapt the deconvolution algorithm first proposed in [26] to a parallelized execution model by reducing resource utilization, improving dataflow, and exploiting memory hierarchy. We design a spatio-temporally parallelized hardware architecture to accelerate this algorithm for DCNN inference on a Xilinx PYNQ-Z2 FPGA. For edge computing applications when consistent throughput and power efficiency are key requirements, we show that this resource-limited FPGA achieves a higher throughput to power ratio with lower run-to-run variation than the NVIDIA Jetson TX1 edge computing GPU. To balance the trade-off between generative quality and hardware performance, we propose a MMD-based optimization metric when exploring unstructured sparsity. In future work, we will adapt this architecture to other GANs and investigate the effect of bitwidth reduction on hardware performance and generative quality.

ACKNOWLEDGEMENTS

This work was supported in part by NSF awards CNS-1730158, ACI-1540112, ACI-1541349, OAC-1826967, the University of California Office of the President, and the California Institute for Telecommunications and Information Technology's Qualcomm Institute (Calit2-QI). We would also like to thank Parimal Patel and Stephen Neuendorffer at Xilinx and Byunghoon Jeon at UC San Diego.

REFERENCES

- [1] S. Biookaghazadeh, M. Zhao, and F. Ren. Are fpgas suitable for edge computing? In *{USENIX} Workshop on Hot Topics in Edge Computing (HotEdge 18)*, 2018.
- [2] A. Borji. Pros and cons of gan evaluation measures. *Computer Vision and Image Understanding*, 179:41–65, 2019.
- [3] J.-W. Chang, S. Ahn, K.-W. Kang, and S.-J. Kang. Towards design methodology of efficient fast algorithms for accelerating generative adversarial networks on fpgas. In *2020 25th Asia and South Pacific Design Automation Conference (ASP-DAC)*, pages 283–288. IEEE, 2020.
- [4] J.-W. Chang, K.-W. Kang, and S.-J. Kang. An energy-efficient fpga-based deconvolutional neural networks accelerator for single image super-resolution. *IEEE Transactions on Circuits and Systems for Video Technology*, 2018.
- [5] J.-W. Chang, K.-W. Kang, and S.-J. Kang. Sdcnn: An efficient sparse deconvolutional neural network accelerator on fpga. In *2019 Design, Automation & Test in Europe Conference & Exhibition (DATE)*, pages 968–971. IEEE, 2019.
- [6] J. de Fine Licht and T. Hoefler. hlslib: Software engineering for hardware design. *arXiv preprint arXiv:1910.04436*, 2019.
- [7] V. Dumoulin and F. Visin. A guide to convolution arithmetic for deep learning. *arXiv preprint arXiv:1603.07285*, 2016.
- [8] I. Goodfellow, J. Pouget-Abadie, M. Mirza, B. Xu, D. Warde-Farley, S. Ozair, A. Courville, and Y. Bengio. Generative adversarial nets. In *Advances in neural information processing systems*, pages 2672–2680, 2014.
- [9] A. Gretton, K. M. Borgwardt, M. J. Rasch, B. Schölkopf, and A. Smola. A kernel two-sample test. *The Journal of Machine Learning Research*, 13(1):723–773, 2012.
- [10] I. Gulrajani, F. Ahmed, M. Arjovsky, V. Dumoulin, and A. C. Courville. Improved training of wasserstein gans. In *Advances in neural information processing systems*, pages 5767–5777, 2017.
- [11] S. Han, H. Mao, and W. J. Dally. Deep compression: Compressing deep neural networks with pruning, trained quantization and Huffman coding. *arXiv preprint arXiv:1510.00149*, 2015.
- [12] M. Harris. Mapping computational concepts to gpu. In *ACM SIGGRAPH 2005 Courses*, pages 50–es. 2005.
- [13] N. P. Jouppi, C. Young, N. Patil, D. Patterson, G. Agrawal, R. Bajwa, S. Bates, S. Bhatia, N. Boden, A. Borchers, et al. In-datacenter performance analysis of a tensor processing unit. In *Proceedings of the 44th Annual International Symposium on Computer Architecture*, pages 1–12, 2017.
- [14] S. Liu, C. Zeng, H. Fan, H.-C. Ng, J. Meng, Z. Que, X. Niu, and W. Luk. Memory-efficient architecture for accelerating generative networks on fpga. In *2018 International Conference on Field-Programmable Technology (FPT)*, pages 30–37. IEEE, 2018.
- [15] Y. Ma, Y. Cao, S. Vrudhula, and J.-s. Seo. Optimizing loop operation and dataflow in fpga acceleration of deep convolutional neural networks. In *Proceedings of the 2017 ACM/SIGDA International Symposium on Field-Programmable Gate Arrays*, pages 45–54, 2017.
- [16] W. Mao, J. Lin, and Z. Wang. F-dna: Fast convolution architecture for deconvolutional network acceleration. In *2019 IEEE Transactions On Very Large Scale Integration (VLSI) Systems.*, volume 28. IEEE, 2020.
- [17] J. D. McCalpin. Stream benchmark. [Link: www. cs. virginia. edu/stream/ref. html# what](http://www.cs.virginia.edu/stream/ref.html#what), 22, 1995.
- [18] E. Nurvitadhi, G. Venkatesh, J. Sim, D. Marr, R. Huang, J. Ong Gee Hock, Y. T. Liew, K. Srivatsan, D. Moss, S. Subhaschandra, et al. Can fpgas beat gpus in accelerating next-generation deep neural networks? In *Proceedings of the 2017 ACM/SIGDA International Symposium on Field-Programmable Gate Arrays*, pages 5–14, 2017.
- [19] NVIDIA. *NVIDIA Jetson Linux Developer Guide*. NVIDIA.
- [20] Z. Pan, W. Yu, X. Yi, A. Khan, F. Yuan, and Y. Zheng. Recent progress on generative adversarial networks (gans): A survey. *IEEE Access*, 7:36322–36333, 2019.
- [21] K. Tu. Accelerating deconvolution on unmodified cnn accelerators for generative adversarial networks—a software approach. *arXiv preprint arXiv:1907.01773*, 2019.
- [22] D. Wang, J. Shen, M. Wen, and C. Zhang. Towards a uniform architecture for the efficient implementation of 2d and 3d deconvolutional neural networks on fpgas. In *2019 IEEE International Symposium on Circuits and Systems (ISCAS)*, pages 1–5. IEEE, 2019.
- [23] A. Yazdanbakhsh, M. Brzozowski, B. Khaleghi, S. Ghodrati, K. Samadi, N. S. Kim, and H. Esmailzadeh. Flexigan: An end-to-end solution for fpga acceleration of generative adversarial networks. In *2018 IEEE 26th Annual International Symposium on Field-Programmable Custom Computing Machines (FCCM)*, pages 65–72. IEEE, 2018.
- [24] A. Yazdanbakhsh, K. Samadi, N. S. Kim, and H. Esmailzadeh. Ganax: A unified mimd-simd acceleration for generative adversarial networks. In *Proceedings of the 45th Annual International Symposium on Computer Architecture*, pages 650–661. IEEE Press, 2018.
- [25] C. Zhang, P. Li, G. Sun, Y. Guan, B. Xiao, and J. Cong. Optimizing fpga-based accelerator design for deep convolutional neural networks. In *Proceedings of the 2015 ACM/SIGDA international symposium on field-programmable gate arrays*, pages 161–170, 2015.
- [26] X. Zhang, S. Das, O. Neopane, and K. Kreutz-Delgado. A design methodology for efficient implementation of deconvolutional neural networks on an fpga. *arXiv preprint arXiv:1705.02583*, 2017.