

Structural Interventions in Networks*

Yang Sun[†]

Wei Zhao[‡]

Junjie Zhou[§]

February 25, 2022

Abstract

Two types of interventions are commonly implemented in networks: characteristic intervention which influences individuals' intrinsic incentives, and structural intervention which targets at the social links among individuals. In this paper we provide a general framework to evaluate the distinct equilibrium effects of both types of interventions. We identify a hidden equivalence between a structural intervention and an *endogenously determined* characteristic intervention. Compared with existing approaches in the literature, the perspective from such an equivalence provides several advantages in the analysis of interventions targeting on network structure. We present a wide range of applications of our theory, including identifying the most wanted criminal(s) in delinquent networks and targeting the key connector for isolated communities.

1 Introduction

Social ties shape economic agents' decisions in a connected world, ranging from which product to adopt for consumers, how much time to spend on study for pupils, how much effort to exert for workers within a team, whether to conduct crime for teenagers, etc.¹ These social ties, structurally represented as a network, govern individual incentives and therefore collectively determine equilibrium outcomes and welfare in the society. Thus, structural intervention on social ties provides an important policy instrument for the social planner. A natural research question arises: how to best intervene the social structure to maximize a certain performance objective subject to certain resource constraints. This research problem is inherently difficult as it is well-known that network operates in a complex way. Local changes of social links among a few nodes can influence actions of a large set of nodes, including those who are far away through ripple effects. Furthermore, the

*For useful comments and suggestions we thank Hanming Fang, Ben Golub, Sanjeev Goyal, Matthew Jackson, Evan Sadler, Adam Szeidl, Yves Zenou, and participants at conferences and workshops.

[†]Department of Economics, Sichuan University, China. *Email*: sunyang789987@gmail.com

[‡]Department of Economics and Decision Sciences, HEC Paris, France. *Email*: wei.zhao1@hec.edu

[§]Department of Economics, National University of Singapore, Singapore. *Email*: zhoujj03001@gmail.com

¹Numerous studies have highlighted the influence of networks in different contexts such as microfinance (Banerjee et al. (2013)), firm performance (Cai and Szeidl (2018)), productivity at work (Mas and Moretti (2009)), R&D (Goyal and Moraga-González (2001)), education (Sacerdote (2001); Calvó-Armengol et al. (2009)), crime (Ballester et al. (2006)), public goods provision (Bramoullé and Kranton (2007); Allouch (2017)), brand choice (David and Dina (2004)), and policy intervention Galeotti et al. (2020)). For recent surveys, see, for instance, Bramoullé et al. (2016); Jackson et al. (2017); Elliott et al. (2019).

influence is not homogeneous: nodes that are closer to (further away) the origin of shocks tend to be more (less) responsive. These key features of shock propagation and heterogeneous responses make the analysis of structural interventions both intriguing and challenging.²

In this paper, we propose a general yet tractable framework to quantitatively assess the consequences of an arbitrary structural intervention of social ties on the equilibrium actions. Overcoming the challenges mentioned above, we present a neat characterization result in Proposition 1 which evaluates the change of equilibrium behavior in response to changes in the network structure. Then we apply Proposition 1 to several economic settings, such as key group removal in delinquent networks (in Section 3) and key connectors for isolated communities (in Sections 4).

More specifically, our model of structural intervention builds up a seminal paper by Ballester et al. (2006) (BCZ hereafter), who propose a simple yet powerful model of interactions on a fixed network.³ They identify the equivalence between equilibrium actions in a network game and the Katz-Bonacich centralities in sociology (Bonacich (1987)). The Katz-Bonacich centrality of a node on a network simply counts the sum of geometrically discounted walks originated from this node to all the other nodes in the network, weighted by the characteristics of the ending nodes.⁴ Proposition 1 in our paper characterizes the impacts of structural intervention on the equilibrium by utilizing another equivalence result: any (local) intervention on the network structure is equivalent to a (local) *endogenously determined* interventions on characteristics. Specifically, we find that the equilibrium induced by a structural intervention coincides with that by an endogenously determined characteristic intervention without changing the network structure. Moreover, the endogenously determined characteristic intervention only changes the characteristics of the players whose social ties are altered by the structural intervention. The analysis of post-intervention equilibrium becomes much simpler after translating a structural intervention to the characteristic intervention since the later changes individual's equilibrium behavior linearly and is well studied in the literature, while the former is non-linear. Furthermore, in Corollary 1, we provide a sufficient condition on a structural intervention to induce higher aggregate equilibrium activity, and use it to check the effect of a link reallocation, or a link swap on the aggregate action.

For applications, we first adopt the outcome equivalence result to study the key group problem which aims to specify a group of players removing whom reduces the aggregate equilibrium activity the most. Specifically, the removal of a group of players is equivalent to a certain characteristic intervention restricted to this group. Such a characteristic intervention is chosen to make sure that, within the original network, the induced equilibrium efforts of nodes in this group to zero. As a generalization of single node inter-centrality given by BCZ, we provide a closed-form index of group inter-centrality explicitly. Such index takes into account both the activities nodes in this group and their influences on nodes outside of the group. The group inter-centrality index reveals that the higher the connectedness between nodes within a group, the lower the inter-centrality of

²Admittedly, these two features are also true for other types of intervention, such as the characteristic intervention. As shown in Section 2.2, the problem of characteristic intervention in a fixed network is much simpler and has been extensively studied in the literature.

³The model in BCZ has been applied, empirically tested, and generalized extensively in the network literature, see, for example, Calvó-Armengol et al. (2009); Chen et al. (2018b); Galeotti et al. (2020).

⁴This Katz-Bonacich centrality (and its variants and generalizations) plays important roles in shaping agents' decisions in a wide range of network models, see, for instance, production network (Acemoglu et al. (2012); Baqaee (2018); Liu (2019)), pricing of social products (Candogan et al. (2012); Bloch and Quérou (2013); Chen et al. (2018a)).

the group. Therefore, the greedy algorithm, which sequentially selects nodes with highest single node inter-centrality, may fail to find the key group with highest inter-centrality. We also show that group inter-centrality index is equivalent to the aggregate sum of all walks which must pass the group. As a by product, we characterize the aggregate sum of all walks starting from one group and ending at the second group, which does *not* pass the third group. This result generalizes some of the findings about the targeting centrality proposed by [Bramoullé and Garance \(2018\)](#) in the information diffusion setting.

Next, we introduce a bridge index to characterize the impact of building up a bridge between separated networks (Proposition 4). We use the bridge index to fully solve the key bridge problem. Furthermore, we show that the key bridge player must locate at the Pareto frontier of Katz-Bonacich centrality and self-loop in the network. In general, the selection of a bridge pair is an interdependent decision across two networks as identity of key bridge player in one network depends on who is selected as his partner in the second network. These findings are summarized in Corollary 2 and illustrated in Example 3. We also extend the analysis to consider the value of an existing link (the key link problem) and the value of a potential link for an arbitrary network in Section 4.2. As an illustration, we compare inter-group links and intra-group links in Example 4.

Our paper builds up on the vast literature on network games (see [Ballester et al. \(2006\)](#), [Bramoullé and Kranton \(2007\)](#) and [Galeotti and Goyal \(2010\)](#)). These papers typically characterize the effects of network structure on equilibrium behavior. Our paper instead focuses on how interventions of network structures affect equilibrium outcomes and sheds light upon the policy design targeting at network structure.

The literature on interventions in networks could be broadly divided into two categories: characteristic intervention and network structure intervention. In the first category, the characteristics of individuals can be changed by subsidy or taxation on the choices. For instance, [Demange \(2017\)](#) and [Galeotti et al. \(2020\)](#) study the optimal intervention on characteristics subject to a fixed budget constraint and a quadratic adjustment cost, respectively. Motivated by [Ballester et al. \(2006, 2010\)](#), our paper mainly focuses on the second category: structural intervention. The identified equivalence between a structural intervention and an endogenously determined characteristic intervention in our paper provides an interesting link between these two categories. Several papers on network formation study the most efficient network by analyzing the impact of link shifting (e.g., [Belhaj et al. \(2016\)](#) and [Li \(2020\)](#)). As a complementary result, we propose a sufficient condition to guarantee that a structural intervention leads to higher aggregate action.

An important topic in social networks is to study the relative importance of a node in a given network using some indices. Various centrality measures have been proposed to serve the purpose. [Bloch et al. \(2020\)](#) take an axiomatic approach to provide a unified perspective on several commonly used centrality measures. [Ballester et al. \(2006\)](#) give a micro-foundation of Katz-Bonacich centrality and propose another measure, i.e. inter-centrality, to characterize the impact of a node removal. Analogous measures for a group of nodes, instead of a single node, are not fully developed. One exception is [Ballester et al. \(2010\)](#), who define the group intercentrality. One of our contribution is to propose a specific form of group intercentrality by using the statistics in the underlying network and show that the group intercentrality decreases with connectedness between group members. [Bramoullé and Garance \(2018\)](#) study the contribution of a pair of nodes (one sender and one receiver) in an information transmission setting. Our analysis in Section 3.2 can be viewed as an

extension of their results by allowing for multiple senders and multiple receivers.

This paper also speaks to the literature on the effect of bridge(s) between isolated communities. [Verdier and Zenou \(2015, 2018\)](#) study the communication between cultural leaders, who serve as a bridge connecting different race groups. [Cai and Szeidl \(2018\)](#) demonstrate that business meetings facilitate interfirm communications and create enormous economic values by increasing firm performance. To the best of our knowledge, [Golub and Lever \(2010\)](#) is the only network paper to theoretically study the impact of bridge. [Golub and Lever \(2010\)](#) consider a social learning model and their main focus is on the eigenvalue centrality. Our paper, instead, studies its impact of a bridge on Katz-Bonacich centralities and proposes an explicit bridge index to characterize the key pair of nodes connecting two separated networks. See [Golub and Lever \(2010\)](#) for a comprehensive discussion of the related literature.

2 Interventions in networks: theory

2.1 Setup

BASILINE GAME PLAYED ON A NETWORK Consider a network game played by a set of players $N = \{1, 2, \dots, n\}$ embedded in a social network \mathbf{G} , which is represented by a $n \times n$ adjacency matrix $\mathbf{G} = (g_{ij})_{n \times n}$. Each player i chooses an effort $a_i \in [0, \infty)$ simultaneously with payoff function given as follows:⁵

$$u_i(a_i, \mathbf{a}_{-i}) = \theta_i a_i - \frac{1}{2} a_i^2 + \delta \sum_{k=1}^n g_{ik} a_i a_k, \quad i \in N. \quad (1)$$

This specification of payoff closely follows from [Ballester et al. \(2006\)](#), where θ_i measures player i 's intrinsic marginal utility (hence i 's characteristic), $\frac{1}{2} a_i^2$ denotes player i 's cost of effort, and the last term $\delta \sum_{k=1}^n g_{ik} a_i a_k$ captures the interaction term representing the local network effects among players. The scalar parameter δ controls the strength of network interaction. We assume $\delta > 0$ so the game exhibits strategic complementarity. We use $\Gamma(\mathbf{G}, \boldsymbol{\theta}, \delta)$ to denote the network game represented above, where $\boldsymbol{\theta} = (\theta_1, \dots, \theta_n)'$ is the characteristics vector.

Throughout the paper, we impose the standard assumptions that (i) \mathbf{G} is symmetric with $g_{ij} = g_{ji} \in \{0, 1\}$, and (ii) that $g_{ii} = 0$ for all $i \in N$.⁶ Let $\lambda_{\max}(\mathbf{G})$ denote the spectral radius of matrix \mathbf{G} . By Perron-Frobenius Theorem, $\lambda_{\max}(\mathbf{G})$ also equals the largest eigenvalue of \mathbf{G} . The following is a well-known measure of centralities in network literature.

Definition 1. *Given a network \mathbf{G} , a scalar δ , and a n -dimensional vector $\boldsymbol{\theta}$, we define $\boldsymbol{\theta}$ -weighted Katz-Bonacich centralities as*

$$\mathbf{b}(\mathbf{G}, \boldsymbol{\theta}, \delta) = (b_1, b_2, \dots, b_n)' \equiv (\mathbf{I} - \delta \mathbf{G})^{-1} \boldsymbol{\theta}, \quad (2)$$

⁵In Section 5, we discuss several extensions of the baseline model.

⁶For ease of interpretation, we focus on undirected zero-one network matrix \mathbf{G} . Our results can be easily generalized to weighted directed networks.

provided that $\delta < \frac{1}{\lambda_{\max}(\mathbf{G})}$. When $\boldsymbol{\theta} = (1, 1, \dots, 1)' = \mathbf{1}$, we call $\mathbf{b}(\mathbf{G}, \delta) \equiv \mathbf{b}(\mathbf{G}, \mathbf{1}, \delta)$ the unweighted Katz-Bonacich centralities. Define the Leontief inverse matrix

$$\mathbf{M}(\mathbf{G}, \delta) = (m_{ij}(\mathbf{G}))_{n \times n} \equiv (\mathbf{I} - \delta \mathbf{G})^{-1}, \quad (3)$$

so that $b_i(\mathbf{G}, \boldsymbol{\theta}, \delta) = \sum_{j=1}^n m_{ij}(\mathbf{G}) \theta_j$.

Intuitively, $m_{ij}(\mathbf{G})$ counts the total number of walks from i to j in network \mathbf{G} with path of length k discounted by δ^k . So i 's Katz-Bonacich centrality $b_i(\mathbf{G}, \boldsymbol{\theta}, \delta)$ is the sum of walks starting from i ending at any node j with weights θ_j .⁷ Interestingly, Ballester et al. (2006) show that, when $\delta < \frac{1}{\lambda_{\max}(\mathbf{G})}$, game $\Gamma(\mathbf{G}, \boldsymbol{\theta}, \delta)$ has a unique Nash equilibrium in which each player i 's equilibrium action x_i^* is exactly equal to i 's Katz-Bonacich centrality, i.e.,

$$\mathbf{x}^* = \mathbf{b}(\mathbf{G}, \boldsymbol{\theta}, \delta). \quad (4)$$

The more influential players, measured by the Katz-Bonacich centralities, are more active in equilibrium. Such an elegant relationship between equilibrium outcomes and Katz-Bonacich centralities is the starting point of our analysis.

INTERVENTIONS ON NETWORKS The network structure \mathbf{G} and the characteristics vector $\boldsymbol{\theta}$ jointly shape the equilibrium actions of players and welfare in $\Gamma(\mathbf{G}, \boldsymbol{\theta}, \delta)$. We introduce two primary types of interventions to influence the equilibrium outcomes: *characteristic intervention* and *structural intervention*. In the former case, $\boldsymbol{\theta}$ is modified to $\hat{\boldsymbol{\theta}}$ while \mathbf{G} is fixed, and in the latter case, \mathbf{G} is changed to $\hat{\mathbf{G}}$ while $\boldsymbol{\theta}$ is fixed. The economic consequences of these two types of interventions are characterized in details in next two subsections. The hybrid case involving both types of interventions is discussed in Section 5.2. Importantly, changes in either \mathbf{G} and $\boldsymbol{\theta}$ in our paper occur due to exogenous and independent reasons. Furthermore, we do not consider the possibility that changes in characteristics may induce changes in the network structure, and vice versa. The parameter δ is fixed throughout the paper, and often omitted in the expressions when the context is clear.

ASSUMPTIONS To ensure the uniqueness of Nash equilibrium before and after the intervention, we impose the standard spectral condition: $\delta < \frac{1}{\lambda_{\max}(\mathbf{G})}$ and $\delta < \frac{1}{\lambda_{\max}(\hat{\mathbf{G}})}$. Our main focus is on the effects of interventions on equilibrium actions. In applications we analyze optimal intervention under certain resource constraint (such as limiting the number of links or players that can be intervened). Beyond that, we do not explicitly model the cost side of interventions.⁸

⁷It follows from the following identity of the Leontief inverse matrix:

$$\mathbf{M}(\mathbf{G}, \delta) = (\mathbf{I} - \delta \mathbf{G})^{-1} = \mathbf{I} + \delta \mathbf{G} + \delta^2 \mathbf{G}^2 + \dots$$

This Neumann series converges when $0 \leq \delta < \frac{1}{\lambda_{\max}(\mathbf{G})}$.

⁸With parametric assumptions on the cost of interventions, certainly more can be said about the optimal interventions for the social planner. Assuming a quadratic loss function of the Euclidean distance between $\boldsymbol{\theta}$ and $\hat{\boldsymbol{\theta}}$, Galeotti et al. (2020) explicitly solve the optimal characteristic intervention, for both the case with $\delta > 0$ (strategic complement) and that with $\delta < 0$ (strategic substitute). They relate the optimal interventions to the spectral properties of interaction network and show that the optimal intervention takes a simple form when the budget of the planner is sufficiently large.

NOTATION Before proceed, we introduce some notation that will be used in this paper. In the network (N, \mathbf{G}) , for any subset $A \subseteq N$, we let $|A|$ denote the cardinality of this set, and let $A^C = N \setminus A$ denote the complement of A . Let \mathbf{G}_{AA} denote the $|A| \times |A|$ adjacency matrix of the subnetwork formed by players in A . Moreover, the adjacency matrix \mathbf{G} can be written as a block matrix $\mathbf{G} = \begin{bmatrix} \mathbf{G}_{A^C A^C} & \mathbf{G}_{A^C A} \\ \mathbf{G}_{AA^C} & \mathbf{G}_{AA} \end{bmatrix}$. Similarly, we can rewrite a column vector \mathbf{x} of length n as $\begin{bmatrix} \mathbf{x}_{A^C} \\ \mathbf{x}_A \end{bmatrix}$.

We use x to denote the sum of all elements in vector $\mathbf{x} = (x_i)_{n \times 1}$, i.e., $x = \sum_{i=1}^n x_i$. The transpose of a matrix \mathbf{H} is denoted by \mathbf{H}' . Consider two matrices $\mathbf{Q} = (q_{ij})_{n \times m}$ and $\mathbf{P} = (p_{ij})_{n \times m}$ of the same dimension, we write $\mathbf{Q} \succeq (\preceq) \mathbf{P}$ if and only if $q_{ij} \geq (\leq) p_{ij}$ for any i, j .

2.2 Effects of a characteristic intervention

In this subsection, we consider the impact of characteristic intervention. In reality, the characteristics of players can be increased by subsidy, or decreased by taxation (See, for example, Galeotti et al. (2020) for further illustrations of changing θ .) The characteristic intervention changes the characteristic vector θ to $\hat{\theta}$. The game after intervention $\Gamma(\mathbf{G}, \hat{\theta})$ reaches a new equilibrium, denoted as $\hat{\mathbf{x}}^*$. Define $\Delta\theta := \hat{\theta} - \theta$ as the differences in players' characteristics and $\Delta\mathbf{x}^* = \hat{\mathbf{x}}^* - \mathbf{x}^*$ as the changes in equilibrium actions. Since interventions can be targeted, not every player is equally affected, thus $\Delta\theta_i$ may not have the same sign or magnitude as $\Delta\theta_j$. Define $S = \{i \in N : \Delta\theta_i \neq 0\}$ as the set of players involved in this characteristic intervention and we rewrite $\Delta\theta$ as $\begin{bmatrix} \mathbf{0} \\ \Delta\theta_S \end{bmatrix}$ after suitable relabelling of players. That is, characteristics of players in S are changed by $\Delta\theta_S$, while characteristics of players in its complement S^C are not affected. The following Lemma summarizes the effects of a characteristic intervention.

Lemma 1. *After characteristic intervention $\Delta\theta = \begin{bmatrix} \mathbf{0} \\ \Delta\theta_S \end{bmatrix}$, the change in equilibrium is*

$$\Delta\mathbf{x}_A^* = \mathbf{M}_{AS}(\mathbf{G}) \Delta\theta_S \quad (5)$$

for any subset $A \subseteq N$. Moreover, the change in the aggregate action is

$$\Delta x^* = \sum_{i \in N} \Delta x_i^* = \mathbf{b}'_S(\mathbf{G}) \Delta\theta_S. \quad (6)$$

This Lemma is straightforward according to equation (4) since the network structure is fixed during the intervention, and the equilibrium action profile \mathbf{x}^* is linear in the characteristics vector θ with sensitivity matrix given by $\mathbf{M}(\mathbf{G})$. In particular, consider a characteristic intervention at a single node $S = \{j\}$ by $\Delta\theta_j$, then for $A = \{i\}$, $\Delta x_i^* = m_{ij}(\mathbf{G}) \Delta\theta_j$ by Lemma 1. The marginal contribution of j 's characteristics on i 's equilibrium behavior is exactly $m_{ij}(\mathbf{G})$: the total number of walks from i to j with length discount δ in the network. Summing over all i , the marginal contribution of j 's characteristics on the aggregate effort is just $\sum_{i \in N} m_{ij}(\mathbf{G}) = \sum_{i \in N} m_{ji}(\mathbf{G}) =$

$b_j(\mathbf{G})$.⁹ In other words, we have

$$\frac{\partial x^*}{\partial \theta_j} = \frac{\partial \{\sum_{i \in N} x_i^*\}}{\partial \theta_j} = b_j(\mathbf{G}). \quad (7)$$

When characteristics of multiple players are modified during the intervention (so S contains multiple players), by Lemma 1, we observe a form of linearity: the change of player i 's equilibrium action is simply the sum, over j in S , of the effect caused by j , i.e., $\Delta x_i^* = \sum_{j \in S} m_{ij}(\mathbf{G}) \Delta \theta_j$. In other words,

$$\frac{\partial \mathbf{x}_A^*}{\partial \boldsymbol{\theta}_S} = \mathbf{M}_{AS}(\mathbf{G}), \text{ for any subset } A \subseteq N. \quad (8)$$

As we will see in next subsection, this desirable feature of linearity does not hold for structural intervention, the effects of which are nonlinear and hence more complex to analyze.

2.3 Effects of a structural intervention

In this subsection, we study the impact of structural intervention, i.e., changing \mathbf{G} to $\hat{\mathbf{G}}$. The equilibrium action profile changes from \mathbf{x}^* in the original game $\Gamma(\mathbf{G}, \boldsymbol{\theta}, \delta)$ to $\hat{\mathbf{x}}^*$ in the new game $\Gamma(\hat{\mathbf{G}}, \boldsymbol{\theta}, \delta)$. Define $\mathbf{C} = \hat{\mathbf{G}} - \mathbf{G}$ as the change in the network structure, and $\Delta \hat{\mathbf{x}}^* = \hat{\mathbf{x}}^* - \mathbf{x}^*$ as the change in equilibrium actions. Structural interventions may occur when new links are formed and/or existing links or nodes are deleted. The matrix $\mathbf{C} = (c_{ij})_{n \times n}$ is symmetric with entries in $\{1, 0, -1\}$. In particular, \mathbf{C} is not necessarily a non-negative matrix. Let $S = \{i \in N : c_{ij} \neq 0 \text{ for some } j \in N\}$ denote the set of players involved in this intervention. Rearranging the order of players if necessary, we can represent the intervention matrix \mathbf{C} by the following block matrix $\begin{bmatrix} \mathbf{0} & \mathbf{0} \\ \mathbf{0} & \mathbf{C}_{SS} \end{bmatrix}$.

To state the next result regarding the effects of the structural intervention \mathbf{C} , we define an $|S|$ -dimensional vector $\Delta \boldsymbol{\theta}_S^*$ as follows:

$$\Delta \boldsymbol{\theta}_S^* \equiv \delta \mathbf{C}_{SS} (\mathbf{I} - \delta \mathbf{M}_{SS}(\mathbf{G}) \mathbf{C}_{SS})^{-1} \mathbf{b}_S(\mathbf{G}, \boldsymbol{\theta}). \quad (9)$$

Note that this vector can be easily computed using centralities measures before the intervention (such as $\mathbf{b}_S(\mathbf{G})$ and $\mathbf{M}_{SS}(\mathbf{G})$), and the intervention matrix \mathbf{C}_{SS} .

Lemma 2 (Equivalence between structural intervention and characteristics intervention). *Start with $\Gamma(\mathbf{G}, \boldsymbol{\theta}, \delta)$, a structural intervention $\mathbf{C} = \begin{bmatrix} \mathbf{0} & \mathbf{0} \\ \mathbf{0} & \mathbf{C}_{SS} \end{bmatrix}$ has the same effects on equilibrium actions as a characteristics intervention $\widetilde{\Delta \boldsymbol{\theta}} \equiv \begin{bmatrix} \mathbf{0} \\ \Delta \boldsymbol{\theta}_S^* \end{bmatrix}$, where $\Delta \boldsymbol{\theta}_S^*$ is given in equation (9).*

The main idea behind Lemma 2 is very simple. An equilibrium is a fixed point of the best-response mapping, which, in the framework of BCZ, is linearly additively separable in actions \mathbf{x} and characteristics $\boldsymbol{\theta}$. That is, \mathbf{x}^* is an equilibrium of game $\Gamma(\mathbf{G}, \boldsymbol{\theta}, \delta)$ if and only if $\mathbf{x}^* = \boldsymbol{\theta} + \delta \mathbf{G} \mathbf{x}^*$. We could re-interpret the post-intervention equilibrium $\hat{\mathbf{x}}^*$ as a fixed point in the pre-intervention

⁹We exploit the symmetry of matrix \mathbf{M} here.

game after modifying the characteristics vector of players in S from θ_S to $\theta_S + \Delta\theta_S^*$ with $\Delta\theta_S^* = \delta\mathbf{C}_{SS}\hat{\mathbf{x}}_S^*$.¹⁰ To determine $\hat{\mathbf{x}}_S^*$, which is endogenous, we make use of the following identity:

$$\underbrace{\hat{\mathbf{x}}_S^* - \mathbf{b}_S}_{=\Delta\mathbf{x}_S^*} = \mathbf{M}_{SS} \underbrace{(\delta\mathbf{C}_{SS}\hat{\mathbf{x}}_S^*)}_{=\Delta\theta_S^*}.^{11}$$

The above identity follows from equation (5): the term on the left-hand side is just the change in the equilibrium profile of S (recall \mathbf{b}_S is just the pre-intervention effort profile of S), and the term on the right-hand side follows from the above equivalent characteristic re-interpretation of structural intervention.

Lemma 2 demonstrates a simple equivalence between a structural intervention and an *endogenously determined* characteristics intervention. Lemma 2, combined with Lemma 1, greatly simplifies the analysis of effects of structural interventions in networks. There are three key features worth noting. The first is *locality*. The vector of the equivalent characteristics intervention is non-zero only on S (the set of nodes involved in the intervention) and it only requires information of $\mathbf{M}(\mathbf{G})$ and $\mathbf{b}(\mathbf{G})$ of nodes in S , i.e., the entries of $\mathbf{M}_{SS}(\mathbf{G})$ and $\mathbf{b}_S(\mathbf{G})$. This feature is appealing, as in many applications $|S|$ is relatively small, compared with the network size $|N|$ (see our applications in subsequent Sections). Locality makes the expression of the effects of structural interventions much more succinct, hence easier to interpret.

The second is *convenience*. On top of the intervention \mathbf{C} , the determination of the equivalent characteristics intervention uses the Leontief inverse matrix $\mathbf{M}(\mathbf{G})$ and Katz-Bonacich centralities $\mathbf{b}(\mathbf{G}, \theta)$ evaluated *before* the intervention, rather than indices of post-intervention network $\hat{\mathbf{G}}$. Since these information about pre-intervention centralities is usually available, the amount of additional information to evaluate structural intervention is minimal. The second feature also makes the comparative analysis across different structural interventions manageable. To compare the effects of two structural interventions, say \mathbf{C}' and \mathbf{C}'' , we keep track of the differences in the vectors of characteristics interventions by mainly focusing on the differences between \mathbf{C}' and \mathbf{C}'' , as information about centralities comes from a common source: the pre-intervention equilibrium.

Thirdly, characteristic intervention affects players' equilibrium efforts linearly with sensitivity matrix $\mathbf{M}(\mathbf{G})$ (see Lemma 1). In contrast, the impact of structural intervention is much more involved. Using the Neumann series definition (or the walk counting explanations) of centrality measures, we obtain the following decomposition of the changes in actions:

$$\begin{aligned}\Delta\mathbf{x}^* &= (\mathbf{I} - \delta(\mathbf{G} + \mathbf{C}))^{-1}\theta - (\mathbf{I} - \delta\mathbf{G})^{-1}\theta \\ &= \left\{ \delta\mathbf{C} + \delta^2((\mathbf{G} + \mathbf{C})^2 - \mathbf{G}^2) + \delta^3((\mathbf{G} + \mathbf{C})^3 - \mathbf{G}^3) + \dots \right\} \theta.\end{aligned}$$

For each $k = 1, 2, \dots$, the term $(\mathbf{G} + \mathbf{C})^k - \mathbf{G}^k$ keeps track of changes in the number of walks with length k due to this intervention \mathbf{C} . Evaluating this term directly is increasingly complicated

¹⁰Formally, the post-intervention equilibrium action profile $\hat{\mathbf{x}}$ solves

$$\hat{\mathbf{x}}^* = \theta + \delta(\mathbf{G} + \mathbf{C})\hat{\mathbf{x}}^* = (\theta + \delta\mathbf{C}\hat{\mathbf{x}}^*) + \delta\mathbf{G}\hat{\mathbf{x}}^* = \left(\theta + \begin{bmatrix} \mathbf{0} \\ \delta\mathbf{C}_{SS}\hat{\mathbf{x}}_S^* \end{bmatrix} \right) + \delta\mathbf{G}\hat{\mathbf{x}}^*.$$

Put differently, we have $\hat{\mathbf{x}}^* = \mathbf{b}(\mathbf{G}, \theta + \widetilde{\Delta}\theta)$ with $\widetilde{\Delta}\theta = \begin{bmatrix} \mathbf{0} \\ \delta\mathbf{C}_{SS}\hat{\mathbf{x}}_S^* \end{bmatrix}$.

¹¹Solving it yields $\hat{\mathbf{x}}^* = (\mathbf{I} - \delta\mathbf{M}_{SS}(\mathbf{G})\mathbf{C}_{SS})^{-1}\mathbf{b}_S(\mathbf{G}, \theta)$, which leads to $\Delta\theta_S^*$ as given in equation (9)

as k gets larger. By transforming the structural intervention to an *endogenously determined* characteristic intervention, Proposition 1 bypasses most of the challenging issues associated with the evaluation of structural interventions.

The following Proposition immediately follows from Lemmas 1 and 2.

Proposition 1 (Effects of structural interventions). *After structural intervention $\mathbf{C} = \begin{bmatrix} \mathbf{0} & \mathbf{0} \\ \mathbf{0} & \mathbf{C}_{SS} \end{bmatrix}$,*

(i) *the change in equilibrium is*

$$\Delta \mathbf{x}_A^* = \mathbf{M}_{AS}(\mathbf{G}) \Delta \boldsymbol{\theta}_S^*, \quad (10)$$

for any subset $A \subseteq N$; and

(ii) *the change in the aggregate action is*

$$\Delta x^* = \mathbf{b}'_S(\mathbf{G}) \Delta \boldsymbol{\theta}_S^*, \quad (11)$$

where $\Delta \boldsymbol{\theta}_S^$ is given in equation (9).*

Proposition 1 is applicable to an arbitrary structural intervention. In what follows, we present several examples of structural interventions, which are commonly used in the network literature, though under different contexts.

Example 1 (Different types of structural interventions).

(i) *Creating a new link between i and j : $\mathbf{C} = \mathbf{E}_{ij}$.¹² Here \mathbf{E}_{ij} denotes the matrix with 1 on (i, j) and (j, i) entries, 0 on all the other entries.*

(ii) *Removing an existing link between i and j : $\mathbf{C} = -\mathbf{E}_{ij}$.¹³*

(iii) *Removing all the links associated with a given player i : $\mathbf{C} = -\sum_{j: g_{ij}=1} \mathbf{E}_{ij}$.¹⁴*

(iv) *Creating new links while removing existing links simultaneously.¹⁵*

Proposition 1 (i) provides the effect of interventions for each player. In many applications, the designer may care about the aggregate action, or even its sign. Obviously, if links are created, i.e., $\mathbf{C} \succeq \mathbf{0}$, the aggregate action unambiguously increases. Likewise, when links are removed, i.e., $\mathbf{C} \preceq \mathbf{0}$, the aggregate action decreases. Suppose that new links are formed and meanwhile existing

¹²For instance, Golub and Lever (2010) evaluate the impact of adding a link (a weak tie) between two disconnected networks on the eigenvalue centralities.

¹³For instance, Ballester et al. (2010) investigate the impact of removing a link in a delinquent network.

¹⁴Ballester et al. (2006) study the impact of removing a single node from the criminal network. Also see Bramoullé et al. (2016) for a recent survey of key player.

¹⁵For instance, Cai and Szeidl (2018) show that business meetings, which help firms build up social connections, have positive impacts on firm performances. König et al. (2014) study a model of network formation with new links added and existing links removed dynamically. To study the efficient network design with fixed number of total links, Belhaj et al. (2016) analyze the effects of a *link swap*, an operation which cuts an existing link between i and j , while adds a new link between k and l (in our language, $\mathbf{C} = -\mathbf{E}_{ij} + \mathbf{E}_{kl}$ for a swap).

links are removed in the intervention \mathbf{C} , some players become more active, while others are less active with the net effect on aggregate action less clear-cut to check. Proposition 1 (ii) provides a necessary and sufficient condition. In the next Corollary, we present a sufficient condition to guarantee that a structural intervention leads to higher aggregate action. Such a condition is much simpler to check than that in Proposition 1 (ii).¹⁶

Corollary 1. *Assume $\boldsymbol{\theta} = \mathbf{1}$. In network (N, \mathbf{G}) , a structural intervention \mathbf{C} satisfying*

$$\mathbf{b}' \mathbf{C} \mathbf{b} = \mathbf{b}'_S \mathbf{C}_{SS} \mathbf{b}_S \geq (>) 0 \quad (12)$$

always increases (strictly increases) aggregate equilibrium action, where $\mathbf{b} = \mathbf{b}(\mathbf{G}, \mathbf{1}, \delta)$.

Corollary 1 is a direct consequence of the following inequality:

$$\underbrace{b(\mathbf{G} + \mathbf{C}) - b(\mathbf{G})}_{:=\Delta x^*} \geq \delta \mathbf{b}'(\mathbf{G}) \mathbf{C} \mathbf{b}(\mathbf{G}), \quad (13)$$

which, under the condition $\boldsymbol{\theta} = \mathbf{1}$, provides a lower bound on the change of aggregate action for any intervention \mathbf{C} in $\Gamma(\mathbf{G}, \mathbf{1})$. The above inequality employs a convexity property of the equilibrium aggregation effort $b(\mathbf{G})$ as a function of the network topology \mathbf{G} , as the term on the right-hand side can be viewed as the linear approximation (hence an under-estimation due to convexity) of the change of aggregate action. The condition stated in Corollary 1 is sufficient, but in general not necessary. An intervention which does not satisfy the condition in Corollary 1 could still improve aggregate action. Since $c_{ij} \in \{0, \pm 1\}$, we can reformulate the expression in Corollary 1 as follows

$$\mathbf{b}'_S(\mathbf{G}) \mathbf{C}_{SS} \mathbf{b}_S(\mathbf{G}) = \sum_{i,j \in S} c_{ij} b_i b_j = \left(\sum_{(i,j): c_{ij}=1} b_i b_j \right) - \left(\sum_{(i,j): c_{ij}=-1} b_i b_j \right). \quad (14)$$

If we define the product Katz-Bonacich centralities of two nodes associated with a link the *l-value* of that link, then Corollary 1 states that if sum of *l-values* over new links in an intervention \mathbf{C} exceeds the sum of *l-values* over removed links in \mathbf{C} , the aggregate action must increase after this intervention. To see some immediate implication of this Corollary, we present two simple examples.

1. First, we consider a link reallocation in the form of $\mathbf{C} = -\mathbf{E}_{ij} + \mathbf{E}_{kl}$, i.e., removing the link between i and j , while adding a new link between k and l .¹⁷ Then, Corollary 1 implies that such a reallocation of link increases aggregate action if $b_i b_j < b_k b_l$. In particular it holds when $b_i < b_k$ and $b_j \leq b_l$. Whenever the new formed link contains nodes with higher Katz-Bonacich centralities than the removed link, this type of link reallocation increases aggregate action.
2. Second, we consider a link swap $\tilde{\mathbf{C}} = -\mathbf{E}_{ij} + \mathbf{E}_{il}$ (a specific reallocation with $i = k$), i.e., removing the link between i and j , while adding a new link between i and l . Such a swap, by Corollary 1, increases aggregation action whenever $b_j < b_l$. Cutting an old link with a neighbouring node j of node i with lower Katz-Bonacich centrality, while creating a new link from i to another unconnected node l with higher Katz-Bonacich centrality makes the whole group overall more active.

¹⁶To use Proposition 1 (ii), we need to check the sign of $\mathbf{b}'_S \delta \mathbf{C}_{SS} (\mathbf{I} - \delta \mathbf{M}_{SS}(\mathbf{G}) \mathbf{C}_{SS})^{-1} \mathbf{b}_S(\mathbf{G}, \boldsymbol{\theta})$.

¹⁷To make such an intervention \mathbf{C} legitimate for network \mathbf{G} , we assume $g_{ij} = 1$ and $g_{kl} = 0$. Moreover, we assume at least three elements of $\{i, j, k, l\}$ must be distinct.

In both examples, we identify simple ways to reallocate or swap links of existing network to improve aggregate action. This argument is complementary to the critical Lemma (Lemma 1) in [Belhaj et al. \(2016\)](#) which states that certain type of link swap or reallocation leads to higher aggregate welfare.¹⁸

Another potential application of Corollary 1 is to provide local optimality conditions for constrained network optimization problem. Take a set of networks \mathcal{G} , if $\mathbf{G}^* \in \mathcal{G}$ solves the problem: $\max x^*(\mathbf{G}')$ subject to $\mathbf{G}' \in \mathcal{G}$. Then the optimality of \mathbf{G}^* immediately imply that $\mathbf{b}'\mathbf{C}\mathbf{b} \leq 0$ for any $\mathbf{C} = \mathbf{G}' - \mathbf{G}^*$ with $\mathbf{G}' \in \mathcal{G}$, where $\mathbf{b} = \mathbf{b}(\mathbf{G}^*)$.¹⁹ For certain specification of \mathcal{G} , the combinations of these local necessary conditions are rich enough to infer useful structural properties of the resulting optimal network.²⁰

We mainly focus on the network model in [Ballester et al. \(2006\)](#). As shown by [Bramoullé et al. \(2014\)](#), our results regarding the effects of interventions on networks carry over to a more general class of utility functions that induce linear best responses.

Two main forms of interventions are studied in this Section. Lemma 1 focuses on general characteristic intervention. Proposition 1 and Corollary 1 provide a unified approach to analyze the impacts of structural intervention on the equilibrium behavior at the individual and aggregate level. The gist of Lemma 2 is to offer a new perspective of identifying a structural intervention and an *endogenously determined* characteristic intervention. Restricting to more specific types of structural interventions in subsequent applications, we illustrate several advantages of our theory of interventions in networks, compared with existing approaches in the literature.

3 The most wanted criminal(s) in delinquent networks

3.1 The key group problem and the intercentrality index

Consider the following optimization problem:

$$\min_{S \subseteq N, |S| \leq k} b(\mathbf{G}_{SCSC}, \boldsymbol{\theta}_{SC}), \quad (15)$$

which is motivated by the application of criminal network (see [Ballester et al. \(2006, 2010\)](#) for detailed discussion): the government, facing a group of criminals in a network \mathbf{G} , wants to identify a subset of criminals S of N (as known as *the most wanted*) so that the total action (criminal effort in this context) in the remaining network is minimized after removing S from the original network \mathbf{G} .²¹ Note that, before the intervention, the criminals play a game $\Gamma(\mathbf{G}, \boldsymbol{\theta})$ with total

¹⁸The planner's objective in [Belhaj et al. \(2016\)](#) is aggregate welfare, not aggregate effort as in Corollary 1. But the underlying driving forces behind Lemma 1 in their paper are similar to ours. See our companion paper [Sun et al. \(2021\)](#) for related discussions and further implications of this Corollary on efficient network design.

¹⁹Since the network structure we consider in this paper is discrete (the bilateral link is either zero or one), not continuous, the standard KKT conditions for optimality do not directly apply. Focusing on the class of weighted and directed networks, [Li \(2020\)](#) employ KKT conditions to show that optimal networks in his setting are generalized nested split graphs.

²⁰In a companion paper [Sun et al. \(2021\)](#) on designing efficient networks sequentially, we show that the optimal network \mathbf{G}^t in each step t must be contained in an important class of networks called quasi-complete graphs.

²¹It is well established that criminality is a social action with strong peer influences (see, for example, [Jerzy \(2001\)](#); [Mark \(2002\)](#); [Patacchini and Zenou \(2012\)](#)).

criminal activities $b(\mathbf{G}, \boldsymbol{\theta})$; after the removal of S from \mathbf{G} , the remaining criminals S^C play the game $\Gamma((\mathbf{G}_{S^C S^C}, \boldsymbol{\theta}_{S^C})$, which leads to the objective stated in program (15). To accommodate the constrain from the government side (for instance, limited police resource), the size of S is bounded above by a positive integer k .

Problem (15) is called the key player problem for $k = 1$, and the key group problem in general for $k \geq 2$. Ballester et al. (2010) introduce the following definition.

Definition 2. The intercentrality index of group S in network (N, \mathbf{G}) is defined as

$$d_S(\mathbf{G}, \boldsymbol{\theta}) \equiv b(\mathbf{G}, \boldsymbol{\theta}) - b(\mathbf{G}_{S^C S^C}, \boldsymbol{\theta}_{S^C}).$$

The intercentrality of group S , $d_S(\mathbf{G}, \boldsymbol{\theta})$, is the precisely reduction of aggregate activity by removing group S and it can be decomposed into two parts: a direct effect by the removed players in S , $\sum_{l \in S} b_l(\mathbf{G}, \boldsymbol{\theta})$, and an indirect effect due to the decreasing of equilibrium actions of the remaining players $j \in S^C$, $\sum_{j \in S^C} \{b_j(\mathbf{G}, \boldsymbol{\theta}) - b_j(\mathbf{G}_{S^C S^C}, \boldsymbol{\theta}_{S^C})\}$. The next Lemma gives a simple expression for d_S .

Lemma 3. For any $S \subseteq N$, we have

$$d_S(\mathbf{G}, \boldsymbol{\theta}) = \mathbf{b}'_S(\mathbf{G}) (\mathbf{M}_{SS}(\mathbf{G}))^{-1} \mathbf{b}_S(\mathbf{G}, \boldsymbol{\theta}). \quad (16)$$

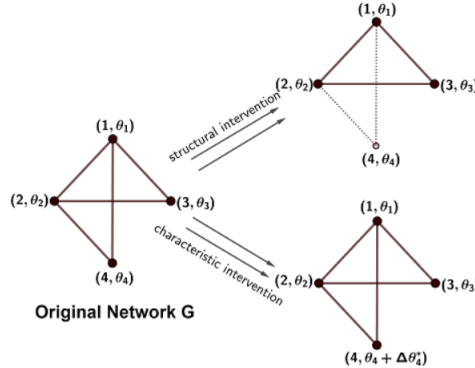


Figure 1: Key player problem from the angle of view from characteristic intervention

For illustration, we consider Figure 1. Imagine a thought experiment in which we change θ_4 by $\Delta\theta_4^* = -\frac{b_4(\mathbf{G}, \boldsymbol{\theta})}{m_{44}(\mathbf{G})}$ while keeping other $\theta_i, i \neq 4$ the same. By Lemma 1, after this characteristic intervention $\Delta\theta_4^*$, each i 's equilibrium action is changed by $m_{i4}(\mathbf{G})\Delta\theta_4^*$, and the aggregate action is changed by $b_4(\mathbf{G})\Delta\theta_4^* = -b_4(\mathbf{G}, \mathbf{1})\frac{b_4(\mathbf{G}, \boldsymbol{\theta})}{m_{44}(\mathbf{G})}$. This critical value $\Delta\theta_4^*$ is picked so that player 4 would be exactly choosing zero in equilibrium after this characteristic intervention: $b_4(\mathbf{G}, \boldsymbol{\theta}) + m_{44}(\mathbf{G})\Delta\theta_4^* = 0$. Given that player 4 is inactive in equilibrium, the other three players effectively play a network game with node 4 removed. In other words, such a change of θ_4 by $\Delta\theta_4^*$ exactly replicates the impacts of removing 4 from the network in terms of equilibrium choice. As a result, the total impact of removing 4 on the aggregate equilibrium activity is given by $d_4(\mathbf{G}, \boldsymbol{\theta}) = b_4(\mathbf{G}, \mathbf{1})\frac{b_4(\mathbf{G}, \boldsymbol{\theta})}{m_{44}(\mathbf{G})}$.

The idea presented in Figure 1 for a single node removal can be easily extended to the setting with multiple nodes removed simultaneously. The key observation is that the removal of group S from the network has the same effects as changing the characteristics of players in S by

$$\Delta\theta_S = -(\mathbf{M}_{SS}(\mathbf{G}))^{-1} \mathbf{b}_S(\mathbf{G}, \theta).$$

According to equation (6), this characteristic intervention leads to the reduction of aggregate action by $-\mathbf{b}'_S(\mathbf{G}) \Delta\theta_S = d_S(\mathbf{G}, \theta)$ in equation (16). Therefore, Lemma 3 follows immediately after showing the equivalence between a structural intervention (removal of a set of nodes) to a characteristic intervention (decreasing θ_S by $\Delta\theta_S$). Consequently, the key group program (15) can be reformulated as

$$\max_{S \subseteq N, |S| \leq k} d_S(\mathbf{G}, \theta) = \mathbf{b}'_S(\mathbf{G}) (\mathbf{M}_{SS}(\mathbf{G}))^{-1} \mathbf{b}_S(\mathbf{G}, \theta). \quad (17)$$

When $k = 1$, taking $S = \{i\}$, we obtain $d_i(\mathbf{G}, \theta) = \frac{b_i(\mathbf{G})b_i(\mathbf{G}, \theta)}{m_{ii}(\mathbf{G})}$ by equation (16), which coincides with key player index in Ballester et al. (2006). To the best of our knowledge, there is no analogous simple expression for the key group index (or the intercentrality index) with $k \geq 2$, except for the definition. As a non-trivial generalization of the key player index, Lemma 3 uses self-loops and centralities of the removed players to construct the key group index. Thus, we can conveniently identify the key group from the information in the matrix $\mathbf{M}(\mathbf{G})$ without re-computing the new equilibrium after the removal of nodes. Furthermore, the analytical simplicity of the expression in Lemma 3 enables us to make inference regarding the key group.

Proposition 2. Assume $\theta = \mathbf{1}$. Consider two subsets, S and S' ,

- (i) if $S \subseteq (\subset) S'$, then $d_S(\mathbf{G}, \mathbf{1}) \leq (<) d_{S'}(\mathbf{G}, \mathbf{1})$;
- (ii) if $|S| = |S'|$, $\mathbf{b}_S(\mathbf{G}) \preceq \mathbf{b}_{S'}(\mathbf{G})$, and $\mathbf{M}_{SS}(\mathbf{G}) \succeq \mathbf{M}_{S'S'}(\mathbf{G})$, then $d_S(\mathbf{G}, \mathbf{1}) \leq d_{S'}(\mathbf{G}, \mathbf{1})$.

Proposition 2 (i) is rather intuitive: removing a larger group induces a more significant impact. In particular, to search for the optimal S^* in equation (15), it is without loss of any generality to consider S with $|S| = k$. Proposition 2 (ii) shows that, when comparing groups with the same size, group S' with greater Katz-Bonacich centralities, $\mathbf{b}_{S'}$, and fewer number of walks within any pair of nodes in S' (measured by $\mathbf{M}_{S'S'}(\mathbf{G})$) has a larger intercentrality. These monotonicity results are useful in reducing the possible choices of candidates for the key group problem, as shown in Example 2 below.²²

Example 2. Consider a regular network depicted in Figure 2. We consider two cases: $k = 1$ (the key player problem) and $k = 2$ (the key group problem). Assume $\theta = \mathbf{1}$ and $\delta = 0.2$, then all nodes have the same unweighted Katz-Bonacich centralities: $b_i(\mathbf{G}, \mathbf{1}) = b_j(\mathbf{G}, \mathbf{1})$ for any i, j .²³

- (i) Assume $k = 1$ so that we can only remove one node ($|S| = 1$). For $S = \{i\}$, $d_i = \frac{b_i^2}{m_{ii}}$ by Lemma 3. Since b_i is the same for all i , so $d_i > d_j \iff m_{ii} < m_{jj}$, consistent with Proposition

²²Ballester et al. (2010), in their Example 2 on the key group problem with $k = 2$, illustrate similar observations as our Proposition 2 (ii).

²³This network is regular with degree $d = 3$, so $\mathbf{G}^k \mathbf{1} = 3^k \mathbf{1}, \forall k$, and $b_i(\mathbf{G}, \mathbf{1}) = \frac{1}{1-d\delta} = 2.5, \forall i$. This same network is also analyzed in Calvó-Armengol and Jackson (2004) and Zhou and Chen (2015) under different contexts.

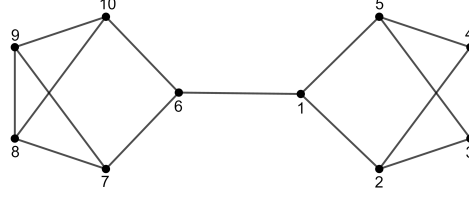


Figure 2: A regular network with degree three

2 (ii). Table 1 summarizes m_{ii}, d_i for each equivalent type of player.²⁴ The key player index is negatively related to self-loops. Therefore, player 1 (equivalently player 6) is the key player.

Table 1: The key player

S	$m_{SS}(\mathbf{G})$	$d_S(\mathbf{G}, \mathbf{1})$
$\{1\}$	1.1688	5.3474*
$\{2\}$	1.1981	5.2166
$\{3\}$	1.2162	5.1390

Table 2: The key group

S	$d_S(\mathbf{G}, \mathbf{1})$	S	$d_S(\mathbf{G}, \mathbf{1})$
$\{1,2\}$	8.4725	$\{2,3\}$	8.0331
$\{1,3\}$	9.3419	$\{2,5\}$	8.9529
$\{1,6\}$	8.7506	$\{2,7\}$	10.2938*
$\{1,7\}$	10.0150	$\{2,8\}$	10.2863
$\{1,8\}$	10.2081	$\{3,4\}$	7.8174
		$\{3,8\}$	10.2431

(ii) Assume $k = 2$, i.e., we can remove two nodes ($|S| = 2$). Table 2 shows intercentralities of all equivalent types of groups with size $k = 2$.²⁵ By Proposition 2 (ii), for $S = \{i, j\}$, d_S is proportional to $\mathbf{1}'(\mathbf{M}_{SS})^{-1}\mathbf{1} = \frac{m_{ii} + m_{jj} - 2m_{ij}}{m_{ii}m_{jj} - m_{ij}^2}$ (note that $b_i = b_j$ for any i, j), and decreases in m_{ii}, m_{ij} and m_{jj} . Observe that $d_{\{2,7\}}$ is higher than $d_{\{2,5\}}$. Both sets $\{2,7\}$ and $\{2,5\}$ share the same player 2, furthermore $m_{77} = m_{55} = 1.1981$, but $m_{27} = 0.0162 < m_{25} = 0.1981$, implying $d_{\{2,7\}} > d_{\{2,5\}}$.²⁶ In fact, as demonstrated by Table 2, group $S^* = \{2,7\}$ is the key

²⁴For the key player problem ($k = 1$), there are only three equivalent types due to symmetry of the network. For instance, players 1 and 6 are equivalent. Similarly, 2, 5, 7, 10 are mutually equivalent.

²⁵For this key group problem with $k = 2$, there are exactly 11 types up to equivalence as shown in Table 2. Note that node 2 is equivalent to 7 for the key player problem ($m_{22} = m_{77}$ and $b_2 = b_7$), but $\{1,2\}$ and $\{1,7\}$ are not equivalent for the key group problem as $m_{12} \neq m_{17}$.

²⁶By the same token, we can show $d_{\{1,2\}} < d_{\{1,7\}}$, $d_{\{1,3\}} < d_{\{1,8\}}$, $d_{\{2,3\}} < d_{\{2,8\}}$.

group.

For the key player problem with $k = 1$, comparing the selfloop m_{ii} is suffice to determine who is the most wanted player in the network in Figure 2. The group version of intercentrality requires more detailed information beyond selfloops. In particular, the number of walks between the players in S , m_{ij} , also matters, as shown from the comparison between $\{2, 7\}$ and $\{2, 5\}$. Nevertheless, the monotonicity result in Proposition 2 (ii) enables us to rule out many dominated groups for consideration.

Another interesting point is the comparison between $S^* = \{2, 7\}$ and $\hat{S} = \{1, 6\}$. Both player 1 and 6 are key players with $k = 1$ (see Table 1), but $\hat{S} = \{1, 6\}$, the combination of two key players, does not form the key group with $k = 2$ as $d_{\{1,6\}} < d_{\{2,7\}}$.²⁷ Simply collecting all the key players together does not solve the key group problem. In fact, in this example, the key group with $k = 2$ does not include any key player with $k = 1$. These observations point to the computational complexity of the key group problem, which is NP-hard (see Proposition 5 in Ballester et al. (2010) and the detailed discussion therein).

3.2 A view from walk counting

Given the close relationship between equilibrium action in the game and Katz-Bonacich centralities in the network, we offer an explanation of the intercentrality index from the view of walk counting.

In network (N, \mathbf{G}) , $m_{ij}(\mathbf{G})$ summerizes the total number of walks from i to j (with length discount δ). In particular, for a non-empty set $S \subset N$, $m_{ij}(\mathbf{G})$ counts the walks passing one or more nodes in S , as well as the other walks never hitting any nodes in S . The former types of walks with length discount exactly measure the importance of group S in the key group problem since those walks do not contribute to the centrality in remaining network \mathbf{G}_{SCSC} . To distinguish these two types of walks and facilitate the walk counting, we introduce the following notation.

Definition 3. Fixing a non-empty proper subset S of N in network (N, \mathbf{G}) , for any $i, j \in N$, we define $w_{ij}(\mathbf{G}, S)$ as total number of walks with length discount from i to j that do not pass any node in S with the possible exception for the starting node i and the ending node j . Let $\mathbf{W}(\mathbf{G}, S) = (w_{ij}(\mathbf{G}, S))_{n \times n}$.

Different from $m_{ij}(\mathbf{G})$, $w_{ij}(\mathbf{G}, S)$ precludes the walks from i to j that cross group S . In particular, $w_{ij}(\mathbf{G}, \emptyset) = m_{ij}(\mathbf{G})$. If $i, j \in S^C$, then $w_{ij}(\mathbf{G}, S)$ counts the total number of walks from i to j that never passing group S ; If $i \in S^C$ and $j \in S$, then $w_{ij}(\mathbf{G}, S)$ counts the total number of walks from i to j that never passing group S before stopping at node $j \in S$; If $i, j \in S$, then $w_{ij}(\mathbf{G}, S)$ denotes the total number of walks from i to j that never pass group S except the starting and ending nodes i, j .

Since network \mathbf{G} is undirected, matrix $\mathbf{W}(\mathbf{G}, S)$ is necessarily symmetric: any walk from i to j that bypasses group S is also a walk from j to i that does not cross S , and vice versa. After

²⁷Note that Proposition 2 (ii) is not applicable here as the matrix $\mathbf{M}_{\hat{S}\hat{S}}$ does not dominate $\mathbf{M}_{S^*S^*}$ entry by entry ($m_{22} = m_{77} > m_{11} = m_{66}$, but $m_{27} < m_{16}$).

suitable relabelling of nodes, $\mathbf{W}(\mathbf{G}, S)$ can be represented as the following block matrix:

$$\mathbf{W}(\mathbf{G}, S) = \begin{bmatrix} \mathbf{W}_{S^C S^C}(\mathbf{G}, S) & \mathbf{W}_{S^C S}(\mathbf{G}, S) \\ \mathbf{W}_{S S^C}(\mathbf{G}, S) & \mathbf{W}_{SS}(\mathbf{G}, S) \end{bmatrix}.$$

The matrix $\mathbf{M}(\mathbf{G})$ can be partitioned in the same way. We establish the following result.

Proposition 3. *For any $S \subseteq N$, the following identities hold:*

$$\mathbf{W}_{S^C S^C}(\mathbf{G}, S) = \mathbf{M}_{S^C S^C}(\mathbf{G}) - \mathbf{M}_{S^C S}(\mathbf{G})(\mathbf{M}_{SS}(\mathbf{G}))^{-1}\mathbf{M}_{SS^C}(\mathbf{G}) \quad (18)$$

$$\mathbf{W}_{S^C S}(\mathbf{G}, S) = \mathbf{M}_{S^C S}(\mathbf{G})(\mathbf{M}_{SS}(\mathbf{G}))^{-1} \quad (19)$$

$$\mathbf{W}_{SS}(\mathbf{G}, S) = 2\mathbf{I} - (\mathbf{M}_{SS}(\mathbf{G}))^{-1} \quad (20)$$

In particular, for any $A, B \subseteq N$ and $A \cap B = \emptyset$, then

$$\begin{aligned} \mathbf{W}_{AB}(\mathbf{G}, A \cup B) &= (\mathbf{M}_{AA}(\mathbf{G}))^{-1}\mathbf{M}_{AB}(\mathbf{G})(\mathbf{W}_{BB}(\mathbf{G}, A))^{-1} \quad \text{28} \\ &= (\mathbf{W}_{AA}(\mathbf{G}, B))^{-1}\mathbf{M}_{AB}(\mathbf{G})(\mathbf{M}_{BB}(\mathbf{G}))^{-1} \end{aligned} \quad (21)$$

Proposition 3 characterizes the impacts of removing group S on the total number of walks between each pair of nodes.²⁹ There are three points worth noting.

1. Equation (18) uses centrality measures in the original network to quantify all the walk changes in the remaining network when a set of nodes is removed. Specifically, $\mathbf{M}_{S^C S^C}(\mathbf{G}) - \mathbf{W}_{S^C S^C}(\mathbf{G}, S) = \mathbf{M}_{S^C S}(\mathbf{G})(\mathbf{M}_{SS}(\mathbf{G}))^{-1}\mathbf{M}_{SS^C}(\mathbf{G})$ summarizes the reduction of total number of walks between each pair of nodes in S^C . When $S = \{i\}$, for any pair $(j, k) \in S^C$, equation (18) yields to

$$m_{jk}(\mathbf{G}) - w_{jk}(\mathbf{G}, \{i\}) = \frac{m_{ji}(\mathbf{G})m_{ik}(\mathbf{G})}{m_{ii}(\mathbf{G})}.$$

This equation is equivalent to Lemma 1 in Ballester et al. (2006), which characterizes the change of walks in the network after removing a single node i and leads to the intercentrality index. Equation (18) extends Ballester et al. (2006)'s Lemma 1 into the case of removing multiple nodes.

2. Equation (19) indicates that the intercentrality measure d_S in equation (16) is precisely the discounted number of walks that pass through group S . To fix idea, we set $\theta = \mathbf{1}$. The intercentrality of group S can be decomposed according to whether the starting node of such

²⁸By equation (18), we further have

$$\begin{aligned} \mathbf{W}_{AB}(\mathbf{G}, A \cup B) &= (\mathbf{M}_{AA}(\mathbf{G}))^{-1}\mathbf{M}_{AB}(\mathbf{G})(\mathbf{M}_{BB}(\mathbf{G}) - \mathbf{M}_{BA}(\mathbf{G})(\mathbf{M}_{AA}(\mathbf{G}))^{-1}\mathbf{M}_{AB}(\mathbf{G}))^{-1} \\ &= (\mathbf{M}_{AA}(\mathbf{G}) - \mathbf{M}_{AB}(\mathbf{G})(\mathbf{M}_{BB}(\mathbf{G}))^{-1}\mathbf{M}_{BA}(\mathbf{G}))\mathbf{M}_{AB}(\mathbf{G})(\mathbf{M}_{BB}(\mathbf{G}))^{-1} \end{aligned}$$

²⁹We provide a view from walk counting for the identities in Proposition 3 in Appendix B.

a walk is in S (type I walks) or not (type II walks):

$$d_S(\mathbf{G}, \mathbf{1}) = \underbrace{b_S(\mathbf{G})}_{\text{Term I}} + \underbrace{\mathbf{1}' \mathbf{W}_{SCS}(\mathbf{G}, S) \mathbf{b}_S(\mathbf{G})}_{\text{Term II}}. \quad (22)$$

Term I is precisely the sum of walks with the starting node in S , i.e., type I walks $b_S(\mathbf{G}) = \sum_{i \in S} b_i(\mathbf{G})$. Term II exactly captures the walks that starts with a node in S^C and passes group S at least once, i.e., type II walks. Each walk of type II can be decomposed as the concatenations of two walks: Consider an arbitrary walk starting from node $i \in S^C$ and ending at j (which may or may not in S), which passes the group S at least once. Let $l \in S$ be the first node that the walk meets group S . Then, this walk can be *uniquely* decomposed as the concatenations of a walk from i to l and the other walk from l to j . The former category of walks never cross group S before ending, and therefore, is summarized by $w_{il}(\mathbf{G}, S)$. The total number of the latter category of walks, with length discount, is counted by $m_{lj}(\mathbf{G})$. Consequently, the number of type II walks from i to j is given by $\sum_{l \in S} w_{il}(\mathbf{G}, S) m_{lj}(\mathbf{G})$. Summing over indices $i \in S^C$ and $j \in N$, we obtain term II $\sum_{i \in S^C} \sum_{j \in N} \sum_{l \in S} w_{il}(\mathbf{G}, S) m_{lj}(\mathbf{G}) = \mathbf{1}' \mathbf{W}_{SCS}(\mathbf{G}, S) \mathbf{b}_S(\mathbf{G})$. As a whole, the intercentrality of group S , $d_S(\mathbf{G}, \mathbf{1})$, is the discounted number of walks in network (N, \mathbf{G}) that pass group S at least once.

3. Equation (20) captures the aggregate walks from i to j without passing any of them during the path. In particular, let $S = \{i, j\}$, then we have

$$w_{ij}(\mathbf{G}, \{i, j\}) = \frac{m_{ij}(\mathbf{G})}{m_{ii}(\mathbf{G})m_{jj}(\mathbf{G}) - (m_{ij}(\mathbf{G}))^2}. \quad (23)$$

Equation (23) is consistent with Proposition 2 in [Bramoullé and Garance \(2018\)](#) on targeting centralities, which characterizes the expected number of times i 's request reaches j if both nodes i and j are excluded from favor re-transmission.³² In fact, Proposition 3 generalizes [Bramoullé and Garance \(2018\)](#)'s targeting centrality in two dimensions. Specifically, equation (20) captures the expected times that i 's request reaches j when a group of individuals, rather than only i and j in [Bramoullé and Garance \(2018\)](#), are excluded from re-transmission. Meanwhile, equation (18) and (19) capture the cases that either request originator i or receiver j or both are allowed to retransmit the request when a group of individuals cannot.

³⁰Equation (22) is consistent with as equation (16) in Lemma 3 as, mathematically,

$$\begin{aligned} d_S(\mathbf{G}, \mathbf{1}) &= \mathbf{b}'_S(\mathbf{G}) (\mathbf{M}_{SS}(\mathbf{G}))^{-1} \mathbf{b}_S(\mathbf{G}) = \mathbf{1}' [\mathbf{M}_{SCS}(\mathbf{G}), \mathbf{M}_{SS}(\mathbf{G})] (\mathbf{M}_{SS}(\mathbf{G}))^{-1} \mathbf{b}_S(\mathbf{G}) \\ &= \mathbf{1}' \mathbf{M}_{SS}(\mathbf{G}) (\mathbf{M}_{SS}(\mathbf{G}))^{-1} \mathbf{b}_S(\mathbf{G}) + \mathbf{1}' \mathbf{M}_{SCS}(\mathbf{G}) (\mathbf{M}_{SS}(\mathbf{G}))^{-1} \mathbf{b}_S(\mathbf{G}) \\ &= b_S(\mathbf{G}) + \mathbf{1}' \mathbf{W}_{SCS}(\mathbf{G}, S) \mathbf{b}_S(\mathbf{G}), \end{aligned}$$

where we use equation (19) in the last equality.

³¹This equality is based on the following expression of inverse of block matrix

$$(\mathbf{M}_{SS}(\mathbf{G}))^{-1} = \begin{bmatrix} m_{ii}(\mathbf{G}) & m_{ij}(\mathbf{G}) \\ m_{ji}(\mathbf{G}) & m_{jj}(\mathbf{G}) \end{bmatrix}^{-1} = \frac{1}{m_{ii}(\mathbf{G}) - \frac{m_{ij}^2(\mathbf{G})}{m_{jj}(\mathbf{G})}} \begin{bmatrix} 1 & -\frac{m_{ij}(\mathbf{G})}{m_{ii}(\mathbf{G})} \\ -\frac{m_{ij}(\mathbf{G})}{m_{ii}(\mathbf{G})} & 1 \end{bmatrix}.$$

³²The economic issue explored in [Bramoullé and Garance \(2018\)](#) and the notation they use are slightly different from ours. Here we have adapted their results using our notation.

Finally, it is worth noting that, equation (21) demonstrates a symmetric decomposition of the walks between two disjoint set of nodes in the network. This symmetric property is a group generalization of [Bramoullé and Garance \(2018\)](#)'s observation (cf. footnote 7 in [Bramoullé and Garance \(2018\)](#)).³³

4 The key bridge connecting isolated networks

4.1 The bridge index and the key bridge

Consider two isolated networks, (N_1, \mathbf{N}^1) and (N_2, \mathbf{N}^2) , where N_i denotes the set of players and \mathbf{N}^i denotes the corresponding adjacency matrix for $i \in \{1, 2\}$. Define $N = N^1 \cup N^2$ and the adjacency matrix $\mathbf{G} = \begin{bmatrix} \mathbf{N}^1 & \mathbf{0} \\ \mathbf{0} & \mathbf{N}^2 \end{bmatrix}$. Note that $m_{ij}(\mathbf{G}) = m_{ji}(\mathbf{G}) = 0$ for $i \in N_1, j \in N_2$. To simplify the notation, we set $\theta_k = 1$ for any $k \in N$ throughout this section. The planner's problem is to maximize aggregate equilibrium effort by adding a new link between some nodes $i \in N_1$ and $j \in N_2$. Mathematically, the planner solves

$$\max_{(i,j) \in N_1 \times N_2} b(\mathbf{G} + \mathbf{E}_{ij}). \quad (24)$$

The pair of nodes (i^*, j^*) that solves the above problem is called the *key bridge pair*. We call node i^* (node j^*) as the key bridge player in network \mathbf{N}^1 (\mathbf{N}^2).

The key bridge problem naturally arise in many economic settings. For example, in the integration of new immigrants into a new country, the communication between culture leaders serves as a bond connecting two initially isolated communities (see [Verdier and Zenou \(2015, 2018\)](#)). For another example, a firm can be viewed as a network among workers with synergies as a worker's productivity is influenced by his peers' through knowledge sharing and skill complementarity. Building up interfirm social connections creates further economic values. For instance, [Cai and Szeidl \(2018\)](#) document the effects of interfirm meetings among young Chinese firms on their business performance.³⁴

Definition 4. For any pair $(i, j) \in N_1 \times N_2$, define the bridge index $L_{ij}(\mathbf{N}^1, \mathbf{N}^2)$ as

$$L_{ij}(\mathbf{N}^1, \mathbf{N}^2) \equiv \frac{\delta m_{jj}(\mathbf{N}^2) b_i^2(\mathbf{N}^1) + \delta m_{ii}(\mathbf{N}^1) b_j^2(\mathbf{N}^2) + 2b_j(\mathbf{N}^2) b_i(\mathbf{N}^1)}{1 - \delta^2 m_{jj}(\mathbf{N}^2) m_{ii}(\mathbf{N}^1)}. \quad (25)$$

Proposition 4. The key bridge pair (i^*, j^*) must maximize the bridge index, i.e.,

$$(i^*, j^*) \in \arg \max_{(i,j) \in N_1 \times N_2} L_{ij}(\mathbf{N}^1, \mathbf{N}^2).$$

³³[Bramoullé and Garance \(2018\)](#) state that (in our notation):

“for any i, j , $m_{ii}(\mathbf{G}) w_{jj}(\mathbf{G}, \{i\}) = m_{jj}(\mathbf{G}) w_{ii}(\mathbf{G}, \{j\})$. To our knowledge, this provides a noval result in matrix analysis.”

The symmetric property is consistent with (21) after canceling out the common term $m_{ij}(\mathbf{G})$ on both sides.

³⁴In a large-scale experimental study of network formation, [Choi et al. \(2019\)](#) highlight the role of connectors and influencers.

This Proposition fully solve the key bridge problem using the bridge index. It follows that, when \mathbf{G} is the union of two isolated networks

$$b(\mathbf{G} + \mathbf{E}_{ij}) - b(\mathbf{G}) = \delta L_{ij}(\mathbf{N}^1, \mathbf{N}^2), \quad \forall i \in N_1, j \in N_2. \quad (26)$$

Thus, this bridge index L_{ij} summarizes all the walks passing bridge (i, j) at least once. Depending on the starting node, the end node, and how many times such a new walk intersects with the bridge, we sort these additional walks into different categories, and can provide a view from walk counting for each category as shown in the bridge index (see the Appendix B for details).

To obtain further insights on who exactly is the key bridge player using the primitive information, we present the following Corollary. Let $e_i = \sum_{j \in N} g_{ij}$ denote degree of player i .

Corollary 2. *The following properties about the bridge index $L_{ij}(\mathbf{N}^1, \mathbf{N}^2)$ hold:*

- (i) *For two nodes i and i' in N_1 with $b_i(\mathbf{N}^1) \geq b_{i'}(\mathbf{N}^1)$ and $m_{ii}(\mathbf{N}^1) \geq m_{i'i'}(\mathbf{N}^1)$, we have $L_{ij}(\mathbf{N}^1, \mathbf{N}^2) \geq L_{i'j}(\mathbf{N}^1, \mathbf{N}^2)$ for any $j \in N_2$.*
- (ii) *For nodes i, i' in N_1 and j, j' in N_2 such that $b_i(\mathbf{N}^1) = b_{i'}(\mathbf{N}^1)$, $m_{jj}(\mathbf{N}^2) = m_{j'j'}(\mathbf{N}^2)$, $m_{ii}(\mathbf{N}^1) \geq m_{i'i'}(\mathbf{N}^1)$ and $b_j(\mathbf{N}^2) \geq b_{j'}(\mathbf{N}^2)$, we have*

$$L_{ij}(\mathbf{N}^1, \mathbf{N}^2) - L_{i'j'}(\mathbf{N}^1, \mathbf{N}^2) \geq L_{i'j}(\mathbf{N}^1, \mathbf{N}^2) - L_{ij'}(\mathbf{N}^1, \mathbf{N}^2).$$

- (iii) *For two nodes i, i' in N_1 with $e_i > e_{i'}$, there exists $\bar{\delta} > 0$ such that for any $0 < \delta < \bar{\delta}$, $L_{ij}(\mathbf{N}^1, \mathbf{N}^2) > L_{i'j}(\mathbf{N}^1, \mathbf{N}^2)$ for any $j \in N_2$.*

Corollary 2 (i) implies that to find key bridge player i^* in first network N_1 , it suffices to focus on the set of nodes in N_1 that lie on the Pareto frontier of Katz-Bonacich centrality $b_i(\mathbf{N}^1)$ and self-loops $m_{ii}(\mathbf{N}^1)$. Therefore, if the most active player (the one with highest $b_i(\mathbf{N}^1)$) also happens to the one with highest $m_{ii}(\mathbf{N}^1)$, it must be the key bridge player. The reason is that $L_{ij}(\mathbf{N}^1, \mathbf{N}^2)$ increases with $b_i(\mathbf{N}^1)$ and $m_{ii}(\mathbf{N}^1)$, fixing j . Meanwhile, the intercentrality index, $\frac{b_i^2(\mathbf{N}^1)}{m_{ii}(\mathbf{N}^1)}$, increases in $b_i(\mathbf{N}^1)$ but decreases in $m_{ii}(\mathbf{N}^1)$. Therefore, the key player may differ from the key bridge player.

Moreover, when the player with largest $b_i(\mathbf{N}^1)$ differs from the one with largest $m_{ii}(\mathbf{N}^1)$ in N_1 , the selection of the key bridge player in N_1 crucially depends who is chosen as the bridge player j in the other network \mathbf{N}^2 . In other words, the selection of the key bridge pair is not independent. As suggested by Corollary 2 (ii), the role of node i 's self-loops in determining the bridge index $L_{ij}(\mathbf{N}^1, \mathbf{N}^2)$ becomes more significant if a node j with larger Katz-Bonacich centrality is selected. Correspondently, i 's Katz-Bonacich centrality plays a more important role than self-loops when a node j with larger self-loops is selected. Consider a scenario in which these two networks are highly imbalanced, in the sense that the largest Bonacich centrality in network \mathbf{N}^2 is much larger than the one in network \mathbf{N}^1 .³⁵ Then the key bridge pair may consist of the central node in \mathbf{N}^2 and the node with largest self-loop in network \mathbf{N}^1 (even if such node may not be the most central one). It is because the self-loop of the player in \mathbf{N}^1 contributes more than Katz-Bonacich centrality on the

³⁵This could be the case when network \mathbf{N}^2 involves much more network members, who have denser connections among each other.

bridge index $L_{ij}(\mathbf{N}^1, \mathbf{N}^2)$ when Katz-Bonacich centrality of the bridge player in \mathbf{N}^2 is significantly large. Furthermore, when δ is below a threshold, the degree centrality plays the dominant role in the bridge index by item (iii). We illustrate these observations using the following example.

Example 3. Consider two isolated networks depicted in Figure 3.

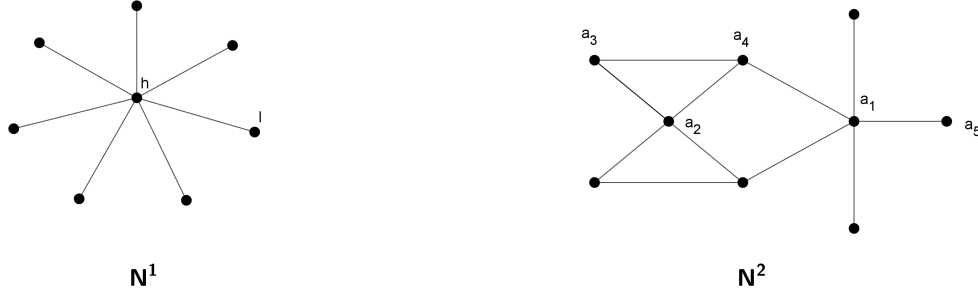


Figure 3: Connecting \mathbf{N}^1 and \mathbf{N}^2 by adding a bridge

Table 3: Measures $\delta = 0.25$

Players	m_{ii}	b_i
a_1	1.5686	4.7059
a_2	1.5980	4.6765
a_3	1.2686	3.2059
a_4	1.4255	4.1471
a_5	1.0980	2.1765
h	1.7778	4.8889
l	1.1111	2.2222

Table 4: Bridges with $\delta = 0.25$

bridge $i-j$	$L_{ij}(\mathbf{G})$
$h-a_1$	78.9970
$h-a_2$	79.0258

Table 3 gives the Katz-Bonacich centrality b_i and self-loops m_{ii} measures for $\delta = 0.25$. In the first network (N_1, \mathbf{N}^1) , the hub player h is more important than any of the periphery node both in terms of centrality and self-loops measures. In the second network (N_2, \mathbf{N}^2) , a_1 dominates a_2 in terms of Katz-Bonacich centrality b_i , while a_2 dominates a_1 in terms of self-loops m_{ii} . All the other nodes in N_2 are dominated by a_1 and a_2 in both m_{ii} and b_i . By Corollary 2 (i), the key bridge pair is either (h, a_1) or (h, a_2) . Table 4 demonstrates that the bridge index $L_{ha_2}(\mathbf{N}^1, \mathbf{N}^2) > L_{ha_1}(\mathbf{N}^1, \mathbf{N}^2)$, thus a_2 is the key bridge player in (N_2, \mathbf{N}^2) , yet a_2 is neither the most active player (in terms of b_i) nor the key player (in terms of the inter-centrality b_i^2/m_{ii}) in (N_2, \mathbf{N}^2) .

Next, we consider $\delta = 0.23$ (see Tables 5 and 6). By the same logic, it suffices to consider connecting the hub h in the first network to either a_1 or a_2 in the second network. However, for $\delta = 0.23$, the b_i plays a more prominent role in the bridge index than m_{ii} , and indeed a_1 is now the key bridge player. This observation is consistent with Corollary 2 (iii): the key bridge player is the player with highest degree when δ is relatively small (the degree of a_1 is larger than that of a_2).

Table 5: Measures with $\delta = 0.23$

Players	m_{ii}	b_i
a_1	1.4213	3.8423
a_2	1.4300	3.7545
a_3	1.1969	2.6348
a_4	1.3063	3.3533
a_5	1.0752	1.8837
h	1.5881	4.1448
l	1.0840	1.9533

Table 6: Bridges with $\delta = 0.23$

bridge $i-j$	$L_{ij}(\mathbf{G})$
$h-a_1$	48.6711
$h-a_2$	47.6461

Keeping $\delta = 0.23$. Suppose we increase the periphery nodes in (N_1, \mathbf{N}^1) from 7 to 17. The Katz-Bonacich centrality of hub player $b_h = 48.76$ is significantly larger than that of players in N_2 . Thus, the self-loops m_{jj} of the bridge player j in N_2 is more pronounced, compared with his Katz-Bonacich centrality b_j in shaping the relative values of L_{hj} . As a result, (h, a_2) is the key bridge (indeed, $L_{ha_2}(\mathbf{N}^1, \mathbf{N}^2) = 4744 > L_{ha_1}(\mathbf{N}^1, \mathbf{N}^2) = 4680$).

4.2 The value of an existing link and the value of a potential link

Instead of considering two isolated networks, in this subsection we consider a general network and explore the effects of link creation and deletion.

Lemma 4. For any network \mathbf{G} ,

(i) Suppose $g_{ij} = 0$, then

$$b(\mathbf{G} + \mathbf{E}_{ij}) - b(\mathbf{G}) = \delta L_{ij}(\mathbf{G}) \quad (27)$$

where

$$L_{ij}(\mathbf{G}) = \frac{\delta m_{ii}(\mathbf{G}) b_j^2(\mathbf{G}) + \delta m_{jj}(\mathbf{G}) b_i^2(\mathbf{G}) + 2(1 - \delta m_{ij}(\mathbf{G})) b_i(\mathbf{G}) b_j(\mathbf{G})}{(1 - \delta m_{ij}(\mathbf{G}))^2 - \delta^2 m_{ii}(\mathbf{G}) m_{jj}(\mathbf{G})}.$$

(ii) Suppose $g_{ij} = 1$, then

$$b(\mathbf{G} - \mathbf{E}_{ij}) - b(\mathbf{G}) = -\delta l_{ij}(\mathbf{G}) \quad (28)$$

where

$$l_{ij}(\mathbf{G}) = \frac{2(1 + \delta m_{ij}(\mathbf{G})) b_i(\mathbf{G}) b_j(\mathbf{G}) - (\delta m_{ii}(\mathbf{G}) b_j^2(\mathbf{G}) + \delta m_{jj}(\mathbf{G}) b_i^2(\mathbf{G}))}{(1 + \delta m_{ij}(\mathbf{G}))^2 - \delta^2 m_{ii}(\mathbf{G}) m_{jj}(\mathbf{G})},$$

The index L_{ij} measures the value of a potential new link (i, j) in the network \mathbf{G} , while l_{ij} measures the value of an existing link (i, j) in \mathbf{G} . Therefore, the index L_{ij} is useful in determining the optimal location for a new link (for instance, the key bridge problem). Meanwhile, l_{ij} measures

the contribution of an existing link (i, j) to the total Katz-Bonacich centralities. For instance, Ballester et al. (2010) derives the same measure in a different method (see their Lemma 2), and use it to study the most important existing link (the key link). Both indices L_{ij} and l_{ij} share some similar properties as the bridge index in Corollary 2, hence we omit the details.

Both results in Lemma 4 follow directly from Proposition 1: we set $\mathbf{C} = \mathbf{E}_{ij}$ in case (i) and set $\mathbf{C} = -\mathbf{E}_{ij}$ in case (ii). Note that in both cases, m_{ij} and b_i in the expressions of L_{ij} and l_{ij} are evaluated at the existing network \mathbf{G} . Since removing the newly added link (i, j) in $\mathbf{G} + \mathbf{E}_{ij}$ results in the original network \mathbf{G} , Lemma 4 reveals the following relationship between two indices:

$$l_{ij}(\mathbf{G} + \mathbf{E}_{ij}) = L_{ij}(\mathbf{G}). \quad (29)$$

This identity enables us to express $L_{ij}(\mathbf{G})$ using the centrality measures of the new network $\mathbf{G} + \mathbf{E}_{ij}$. Lemma 4 (i) generalizes the bridge index in equation (25). Indeed, when \mathbf{G} is the union of two isolated networks \mathbf{N}^1 and \mathbf{N}^2 , we have $m_{ij} = 0$ for $i \in \mathbf{N}^1, j \in \mathbf{N}^2$, and the index L_{ij} in equation (27) reduces to $L_{ij}(\mathbf{N}^1, \mathbf{N}^2)$ in equation (25).

Unlike the bridge index which does not depend on m_{ij} , the general link index L_{ij} increases with m_{ij} (note that in a general network, m_{ij} can be positive even when i and j are not directly connected). So the designer may prefer connecting nodes who has already been well connected in the original network to adding bridges connecting separated groups. The next Example illustrates when it is desirable to add intra-group link(s) vs. inter-group link(s).

Example 4. Consider a original network \mathbf{G} composed of two separated cycles, each with size four. We search for the optimal way to add one or two links, where the links can be formed between or within two circles.

- (a) Consider adding one link. By symmetry, it suffices to compare $\hat{\mathbf{G}}_1$ and $\hat{\mathbf{G}}_2$ in Figure 4. Given $m_{2,3} > m_{2,5} = 0$ and all other measures are equal, adding the intra-group link $(2, 3)$ strictly dominates adding the inter-group link $(2, 5)$, i.e., $\hat{\mathbf{G}}_2$ dominates $\hat{\mathbf{G}}_1$ (see Table 7).

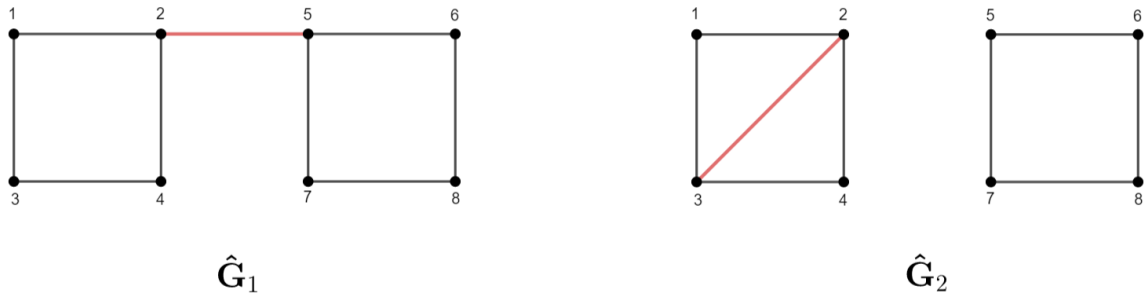


Figure 4: Adding a single link between two separated networks

- (b) What if we can add one additional link? It is easy to see that the optimal network is among the following three networks: $\bar{\mathbf{G}}_1$, $\bar{\mathbf{G}}_2$, and $\bar{\mathbf{G}}_3$ (see Figure 5).³⁶ Among these three, see

³⁶All other ways of forming two links are dominated. Denote $((i, j), (k, l))$ as an intervention of adding two links.

Table 7 shows that $\bar{\mathbf{G}}_3$ is the optimal. In other words, connecting two inter-group bridges $((2, 5), (2, 7))$ strictly dominates building up two intra-group links $((1, 4), (2, 3))$, even though building up one intra-group link is myopically optimal as in part (a).³⁷

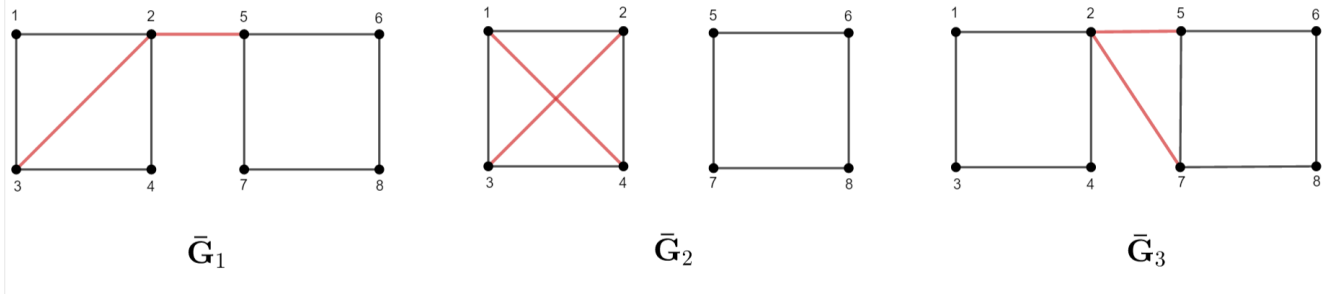


Figure 5: Adding two links between two separated networks

Table 7: Aggregate Katz-Bonacich centralities ($\delta = 0.21$)

Add one link	$b()$	Add two links	$b()$
$\bar{\mathbf{G}}_1$	15.4198	$\bar{\mathbf{G}}_1$	17.7010
$\hat{\mathbf{G}}_2$	15.4689*	$\bar{\mathbf{G}}_2$	17.7074
		$\bar{\mathbf{G}}_3$	17.7547*

5 Extensions and concluding remarks

5.1 Alternative network models

Our analysis so far focuses on the impact of the structural interventions on the Katz-Bonacich centralities in the baseline model of Ballester et al. (2006). Since Katz-Bonacich centrality plays a critical role for many network models, so our results (and subsequent applications) naturally extend to these alternative models. For instance, Currarini et al. (2017) extend the single-activity network model of Ballester et al. (2006) with direct complements to incorporate indirect substitutes among players with distance two, and characterize the equilibrium using both \mathbf{G} and \mathbf{G}^2 . In the Appendix, we show that the equilibrium in Currarini et al. (2017) can be written as a linear combination of two Katz-Bonacich centralities. Ballester et al. (2006) extend the baseline model in equation (1)

For instance, $((2, 5), (4, 7))$ is strictly dominated by $((2, 5), (2, 7))$ since $b_2 > b_4$, $m_{2,2} > m_{4,4}$ and $m_{2,7} > m_{4,7}$ once a bridge $(2, 5)$ is added. $((2, 5), (2, 7))$ strictly dominates $((2, 5), (2, 8))$ since $m_{2,7} > m_{2,8}$ once a bridge $(2, 5)$ is added. $((2, 3), (6, 7))$ is strictly dominated by $((1, 4), (2, 3))$ since $b_1 > b_6$, $m_{1,1} > m_{6,6}$ and $m_{1,4} > m_{6,7}$ once $(2, 3)$ is added. $((2, 5), (6, 7))$ is strictly dominated by $((5, 8), (6, 7))$ since $b_8 > b_2$, $m_{8,8} > m_{2,2}$ and $m_{5,8} > m_{2,5}$ once $(6, 7)$ is added.

³⁷Starting with $\hat{\mathbf{G}}_2$, the optimal network with one extra link by part (a). Conditioning on adding $(2, 3)$ as the first link, $(1, 4)$ strictly dominates $(2, 5)$ as the second link as $\bar{\mathbf{G}}_2$ has higher aggregate Katz-Bonacich centralities than $\bar{\mathbf{G}}_1$ in terms of (see Table 7). However, neither $\bar{\mathbf{G}}_1$ nor $\bar{\mathbf{G}}_2$ is optimal. Nevertheless, starting with the dominated network, $\bar{\mathbf{G}}_1$ in part (a), we can reach the optimal network $\bar{\mathbf{G}}_3$ by adding the link $(2, 7)$.

to allow global substitution and show that the aggregate action is a monotone transformation of Katz-Bonacich centralities. In addition, [Chen et al. \(2018b\)](#) consider a network game with multiple activities, and show that the equilibrium can be represented as the weights sum of two Katz-Bonacich centralities (with different synergy parameters and characteristics). See Appendix C for details.

5.2 Hybrid interventions

We can study the effect of general interventions combining both structural and characteristic interventions in networks. A general hybrid intervention is given by $(\mathbf{C}, \Delta\boldsymbol{\theta})$, where \mathbf{C} is the structural intervention and $\Delta\boldsymbol{\theta}$ is the characteristic intervention. The hybrid intervention $(\mathbf{C}, \Delta\boldsymbol{\theta})$ on network game $\Gamma(\mathbf{G}, \boldsymbol{\theta})$ can be viewed as a structural intervention \mathbf{C} on network game $\Gamma(\mathbf{G}, \boldsymbol{\theta} + \Delta\boldsymbol{\theta})$. By Proposition 1, this hybrid intervention $(\mathbf{C}, \Delta\boldsymbol{\theta})$ is outcome equivalent to a characteristic intervention

$$\widetilde{\Delta\boldsymbol{\theta}}^* = \Delta\boldsymbol{\theta} + \begin{bmatrix} \mathbf{0} \\ \delta\mathbf{C}_{SS}(\mathbf{I} - \delta\mathbf{M}_{SS}(\mathbf{G})\mathbf{C}_{SS})^{-1}\mathbf{b}_S(\mathbf{G}, \boldsymbol{\theta} + \Delta\boldsymbol{\theta}) \end{bmatrix},$$

of $\Gamma(\mathbf{G}, \boldsymbol{\theta})$. Thus, the new equilibrium after this hybrid intervention is given by

$$\hat{\mathbf{x}}^* = \mathbf{b}(\mathbf{G}, \boldsymbol{\theta}) + \mathbf{M}(\mathbf{G})\widetilde{\Delta\boldsymbol{\theta}}^*.$$

This characterization of equilibrium effects of hybrid interventions enables us to study optimal combinations of intervention policies in networks.

5.3 Concluding remarks

In this paper, we present a theory of interventions in network. By showing an equivalence between a structural intervention and an *endogenously determined* characteristic intervention, we analyze how these two types of interventions affect the equilibrium actions and offer new insights regarding the optimal interventions in a range of applications.

We discuss several venues for future work. First, this paper mainly focuses on the benefit of structural interventions without explicitly modelling the cost of cutting/building links and nodes. It is interesting to study the optimal intervention policy with some budget on the cost of interventions (see [Galeotti et al. \(2020\)](#)). Second, we treat two instruments, i.e, characteristics and social links, independently in our analysis. In some contexts, intervention in one space (say the characteristics) may induce endogenous responses in the other space (the network links). For instance, [Banerjee et al. \(2018\)](#) show that new links are formed and existing links are removed after exposure to formal credit markets. Extending hybrid interventions to accomodate interdependence between two instruments is an intriguing subject. Finally, It is natural to extend our approach to network games with non-linear responses (see, for instance, [Allouch \(2017\)](#) and [Elliott and Golub \(2018\)](#)). These and other generalizations will enrich our understanding of optimal interventions in economic settings involving networks.

Appendix

A Proofs

Proof of Lemma 1: In the game $\Gamma(\mathbf{G}, \theta)$, the equilibrium action profile is $\mathbf{x}^* = \mathbf{M}(\mathbf{G})\theta$, and the aggregate equilibrium action is $x^* = \mathbf{1}'\mathbf{M}(\mathbf{G})\theta = \mathbf{b}'(\mathbf{G})\theta$. Since the network \mathbf{G} is fixed for a characteristic intervention, the results directly follow. \square

Proofs of Lemma 2: The equilibrium actions of $\Gamma(\mathbf{G}, \theta)$ satisfies $\mathbf{x}^* = \theta + \delta\mathbf{G}\mathbf{x}^*$. Under the structural intervention \mathbf{C} , the new equilibrium action profile $\hat{\mathbf{x}}^*$ satisfies

$$\hat{\mathbf{x}}^* = \theta + \delta(\mathbf{G} + \mathbf{C})\hat{\mathbf{x}}^* = \left(\theta + \underbrace{\delta\mathbf{C}\hat{\mathbf{x}}^*}_{=\Delta\theta^*} \right) + \delta\mathbf{G}\hat{\mathbf{x}}^*.$$

That is, the structural intervention \mathbf{C} is outcome equivalent to a change of players' intrinsic marginal utilities from θ to $\theta + \Delta\theta^* = \theta + \delta\mathbf{C}\hat{\mathbf{x}}^*$. Given $\mathbf{C} = \begin{bmatrix} \mathbf{0} & \mathbf{0} \\ \mathbf{0} & \mathbf{C}_{SS} \end{bmatrix}$, we obtain

$$\Delta\theta^* = \delta\mathbf{C}\hat{\mathbf{x}}^* = \delta \begin{bmatrix} \mathbf{0} & \mathbf{0} \\ \mathbf{0} & \mathbf{C}_{SS} \end{bmatrix} \begin{bmatrix} \hat{\mathbf{x}}_{SC}^* \\ \hat{\mathbf{x}}_S^* \end{bmatrix} = \begin{bmatrix} \mathbf{0} \\ \delta\mathbf{C}_{SS}\hat{\mathbf{x}}_S^* \end{bmatrix}.$$

That is, the structural intervention \mathbf{C} is outcome equivalence to changing the characteristics of players in S by $\Delta\theta_S^* = \delta\mathbf{C}_{SS}\hat{\mathbf{x}}_S^*$. Moreover, from equation (5), $\hat{\mathbf{x}}_S^*$ must satisfy the following:

$$\hat{\mathbf{x}}_S^* = \mathbf{b}_S(\mathbf{G}, \theta) + \mathbf{M}_{SS}(\mathbf{G})\Delta\theta_S^* = \mathbf{b}_S(\mathbf{G}, \theta) + \delta\mathbf{M}_{SS}(\mathbf{G})\mathbf{C}_{SS}\hat{\mathbf{x}}_S^*.$$

Solving it yields $\hat{\mathbf{x}}_S^* = (\mathbf{I} - \delta\mathbf{M}_{SS}(\mathbf{G})\mathbf{C}_{SS})^{-1}\mathbf{b}_S(\mathbf{G}, \theta)$. Consequently, we obtain

$$\Delta\theta_S^* = \delta\mathbf{C}_{SS}\hat{\mathbf{x}}_S^* = \delta\mathbf{C}_{SS}(\mathbf{I} - \delta\mathbf{M}_{SS}(\mathbf{G})\mathbf{C}_{SS})^{-1}\mathbf{b}_S(\mathbf{G}, \theta).$$

\square

Proofs of Proposition 1: It directly follows from Lemmas 1 and 2. \square

Proof of Corollary 1: Define $\eta(t) = \mathbf{1}'(\mathbf{I} - \delta(\mathbf{G} + t\mathbf{C}))^{-1}\mathbf{1}$, $t \in [0, 1]$. Since we have assumed that $\mathbf{I} - \delta\mathbf{G}$ and $\mathbf{I} - \delta(\mathbf{G} + \mathbf{C})$ are both symmetric positive definite, $(\mathbf{I} - \delta(\mathbf{G} + t\mathbf{C}))$ is positive definite for any $t \in [0, 1]$, hence η is well-defined. Given $\theta = \mathbf{1}$,

$$\eta(0) = \mathbf{1}'(\mathbf{I} - \delta(\mathbf{G}))^{-1}\mathbf{1} = b(\mathbf{G}, \mathbf{1})$$

is the equilibrium aggregate action before the intervention, and

$$\eta(1) = \mathbf{1}'(\mathbf{I} - \delta(\mathbf{G} + \mathbf{C}))^{-1}\mathbf{1} = b(\mathbf{G} + \mathbf{C}, \mathbf{1})$$

is the equilibrium aggregate action after the intervention. Direct computation shows that³⁸

$$\begin{aligned} \eta'(0) &= \eta'(t)|_{t=0} = \mathbf{1}'(\mathbf{I} - \delta(\mathbf{G} + t\mathbf{C}))^{-1}\delta\mathbf{C}(\mathbf{I} - \delta(\mathbf{G} + t\mathbf{C}))^{-1}\mathbf{1}|_{t=0} \\ &= \mathbf{1}'(\mathbf{I} - \delta\mathbf{G})^{-1}\delta\mathbf{C}(\mathbf{I} - \delta\mathbf{G})^{-1}\mathbf{1} = \delta\mathbf{b}'(\mathbf{G})\mathbf{C}\mathbf{b}(\mathbf{G}). \end{aligned}$$

³⁸We use the fact that $d(A^{-1}) = -A^{-1}(dA)A^{-1}$.

Critically, $\eta(\cdot)$ is convex in t by Lemma 5 below, therefore, $\eta(1) - \eta(0) \geq \eta'(0)(1 - 0)$. In other words, $b(\mathbf{G} + \mathbf{C}, \mathbf{1}) - b(\mathbf{G}, \mathbf{1}) \geq \delta \mathbf{b}'(\mathbf{G}) \mathbf{C} \mathbf{b}(\mathbf{G})$, which implies Corollary 1.³⁹ \square

Lemma 5. *Let \mathcal{O} denote the set of n by n symmetric positive definite matrices. Then the function $V(\mathbf{A}) := \mathbf{1}' \mathbf{A}^{-1} \mathbf{1}$ is convex in $\mathbf{A} \in \mathcal{O}$.*

Proof of Lemma 5: Define $H(\mathbf{A}, \mathbf{x}) = 2\mathbf{1}' \mathbf{x} - \mathbf{x}' \mathbf{A} \mathbf{x}$, where $\mathbf{A} \in \mathcal{O}, \mathbf{x} \in \mathbf{R}^n$. Fixing a positive definite matrix $\mathbf{A} \in \mathcal{O}$, $H(\mathbf{A}, \cdot)$ is strictly concave in x with the maximum value

$$\max_{\mathbf{x} \in \mathbf{R}^n} H(\mathbf{A}, \mathbf{x}) = \mathbf{1}' \mathbf{A}^{-1} \mathbf{1} = V(\mathbf{A}),$$

obtained at $\mathbf{x}^* = \mathbf{A}^{-1} \mathbf{1}$. Moreover, $H(\mathbf{A}, \mathbf{x})$ is linear in \mathbf{A} for fixed \mathbf{x} , so $V(\mathbf{A}) = \max_{\mathbf{x} \in \mathbf{R}^n} H(\mathbf{A}, \mathbf{x})$ is convex in $\mathbf{A} \in \mathcal{O}$, as the maximum of a family of linear functions is convex (see Boyd and Vandenberghe (2004)). \square

Proof of Lemma 3: As demonstrated in the main text, $d_S(\mathbf{G}, \boldsymbol{\theta})$ exactly equals the effect of the characteristic intervention $\Delta \boldsymbol{\theta}_S = (\mathbf{M}_{SS}(\mathbf{G}))^{-1} \mathbf{b}_S(\mathbf{G}, \boldsymbol{\theta})$ on the aggregate action. Therefore, by Lemma 1, $d_S(\mathbf{G}, \boldsymbol{\theta}) = \mathbf{b}'_S(\mathbf{G}) \Delta \boldsymbol{\theta}_S = \mathbf{b}'_S(\mathbf{G}) (\mathbf{M}_{SS}(\mathbf{G}))^{-1} \mathbf{b}_S(\mathbf{G}, \boldsymbol{\theta})$. \square

Proof of Proposition 2: Part (i) is obvious. For part (ii), we first define $\mathbf{v} := (\mathbf{M}_{SS}(\mathbf{G}))^{-1} \mathbf{b}_S(\mathbf{G}, \mathbf{1})$. We first show that \mathbf{v} is a positive vector, i.e., $\mathbf{v} \succeq \mathbf{0}$:

$$\begin{aligned} \mathbf{v} &= (\mathbf{M}_{SS}(\mathbf{G}))^{-1} \mathbf{b}_S(\mathbf{G}, \mathbf{1}) = (\mathbf{M}_{SS}(\mathbf{G}))^{-1} (\mathbf{M}_{SS^C}(\mathbf{G}) \mathbf{1}_{|S^C|} + \mathbf{M}_{SS}(\mathbf{G}) \mathbf{1}_{|S|}) \\ &= (\mathbf{M}_{SS}(\mathbf{G}))^{-1} \mathbf{M}_{SS^C}(\mathbf{G}) \mathbf{1}_{|S^C|} + \mathbf{1}_{|S|} = \underbrace{\delta \mathbf{G}_{SS^C} (\mathbf{I} - \delta \mathbf{G}_{S^C S^C})^{-1} \mathbf{1}_{|S^C|}}_{\succeq \mathbf{0}} + \mathbf{1}_{|S|} \succeq \mathbf{0}, \end{aligned}$$

where in the last equality we use the identity $(\mathbf{M}_{SS}(\mathbf{G}))^{-1} \mathbf{M}_{SS^C}(\mathbf{G}) = \delta \mathbf{G}_{SS^C} (\mathbf{I} - \delta \mathbf{G}_{S^C S^C})^{-1}$. Moreover, given $\mathbf{b}_S(\mathbf{G}) \preceq \mathbf{b}_{S'}(\mathbf{G})$, and $\mathbf{M}_{SS}(\mathbf{G}) \succeq \mathbf{M}_{S'S'}(\mathbf{G})$, and $\mathbf{v} \succeq \mathbf{0}$, we have

$$d_S(\mathbf{G}, \mathbf{1}) = 2\mathbf{b}_S(\mathbf{G}) \mathbf{v} - \mathbf{v}' \mathbf{M}_{SS}(\mathbf{G}) \mathbf{v} \leq 2\mathbf{b}'_{S'}(\mathbf{G}) \mathbf{v} - \mathbf{v}' \mathbf{M}_{S'S'}(\mathbf{G}) \mathbf{v}, \quad (30)$$

Solving the following concave programming yields⁴⁰

$$\max_{\mathbf{x} \in \mathbf{R}^{|S|}} \{2\mathbf{b}'_{S'}(\mathbf{G}) \mathbf{x} - \mathbf{x}' \mathbf{M}_{S'S'}(\mathbf{G}) \mathbf{x}\} = \mathbf{b}'_{S'}(\mathbf{G}) (\mathbf{M}_{S'S'}(\mathbf{G}))^{-1} \mathbf{b}_{S'}(\mathbf{G}) = d_{S'}(\mathbf{G}, \mathbf{1}). \quad (31)$$

By optimality,

$$\max_{\mathbf{x} \in \mathbf{R}^{|S|}} \{2\mathbf{b}'_{S'}(\mathbf{G}) \mathbf{x} - \mathbf{x}' \mathbf{M}_{S'S'}(\mathbf{G}) \mathbf{x}\} \geq 2\mathbf{b}'_{S'}(\mathbf{G}) \mathbf{v} - \mathbf{v}' \mathbf{M}_{S'S'}(\mathbf{G}) \mathbf{v}. \quad (32)$$

Combing equation (30), (31), and (32) yields $d_S(\mathbf{G}, \mathbf{1}) \leq d_{S'}(\mathbf{G}, \mathbf{1})$. \square

Proof of Proposition 3:

³⁹As seen from the proof, Corollary 1 holds for weighted undirected networks as well.

⁴⁰As a principle submatrix of positive definite matrix $(\mathbf{I} - \delta \mathbf{G})^{-1}$, $\mathbf{M}_{S'S'}(\mathbf{G})$ is also positive definite.

Remark 1. We can have alternative expressions for blocks of the matrix \mathbf{W} as follows

$$\begin{aligned}\mathbf{W}_{SCSC}(\mathbf{G}, S) &= (\mathbf{I} - \delta\mathbf{G}_{SCSC})^{-1}; \\ \mathbf{W}_{SCS}(\mathbf{G}, S) &= (\mathbf{I} - \delta\mathbf{G}_{SCSC})^{-1} \delta\mathbf{G}_{SCS}; \\ \mathbf{W}_{SS}(\mathbf{G}, S) &= \delta\mathbf{G}_{SSC} (\mathbf{I} - \delta\mathbf{G}_{SCSC})^{-1} \delta\mathbf{G}_{SCS} + \delta\mathbf{G}_{SS} + \mathbf{I}.\end{aligned}$$

These expressions directly follow from the definition of \mathbf{W} . Unlike Proposition 3, these expressions use the centralities in the remaining network \mathbf{G}_{SCSC} .

The Leontief inverse matrix can be written in the block form

$$(\mathbf{I} - \delta\mathbf{G})^{-1} = \begin{bmatrix} \mathbf{I} - \delta\mathbf{G}_{SCSC} & -\delta\mathbf{G}_{SCS} \\ -\delta\mathbf{G}_{SSC} & \mathbf{I} - \delta\mathbf{G}_{SS} \end{bmatrix}^{-1} = \begin{bmatrix} \mathbf{M}_{SCSC}(\mathbf{G}) & \mathbf{M}_{SCS}(\mathbf{G}) \\ \mathbf{M}_{SSC}(\mathbf{G}) & \mathbf{M}_{SS}(\mathbf{G}) \end{bmatrix}.$$

For easy notation let $\mathbf{I} - \delta\mathbf{G}_{SCSC} = \mathbf{A}$, $-\delta\mathbf{G}_{SCS} = \mathbf{B}$, $-\delta\mathbf{G}_{SSC} = \mathbf{C}$ and $\mathbf{I} - \delta\mathbf{G}_{SS} = \mathbf{D}$. Then by the remark above, we have $\mathbf{W}_{SCSC}(\mathbf{G}, S) = \mathbf{A}^{-1}$, $\mathbf{W}_{SCS}(\mathbf{G}, S) = -\mathbf{A}^{-1}\mathbf{B}$ and $\mathbf{W}_{SS}(\mathbf{G}, S) = \mathbf{CA}^{-1}\mathbf{B} - \mathbf{D} + 2\mathbf{I}$. Using the block matrix inversion,

$$\begin{aligned}\begin{bmatrix} \mathbf{A} & \mathbf{B} \\ \mathbf{C} & \mathbf{D} \end{bmatrix}^{-1} &= \begin{bmatrix} \mathbf{A}^{-1} + \mathbf{A}^{-1}\mathbf{B}(\mathbf{D} - \mathbf{CA}^{-1}\mathbf{B})^{-1}\mathbf{CA}^{-1} & -\mathbf{A}^{-1}\mathbf{B}(\mathbf{D} - \mathbf{CA}^{-1}\mathbf{B})^{-1} \\ -(\mathbf{D} - \mathbf{CA}^{-1}\mathbf{B})^{-1}\mathbf{CA}^{-1} & (\mathbf{D} - \mathbf{CA}^{-1}\mathbf{B})^{-1} \end{bmatrix} \\ &= \begin{bmatrix} \mathbf{M}_{SCSC}(\mathbf{G}) & \mathbf{M}_{SCS}(\mathbf{G}) \\ \mathbf{M}_{SSC}(\mathbf{G}) & \mathbf{M}_{SS}(\mathbf{G}) \end{bmatrix}.\end{aligned}$$

Thus, $(\mathbf{D} - \mathbf{CA}^{-1}\mathbf{B})^{-1} = \mathbf{M}_{SS}(\mathbf{G})$, which implies

$$\mathbf{W}_{SS}(\mathbf{G}, S) = \mathbf{CA}^{-1}\mathbf{B} - \mathbf{D} + 2\mathbf{I} = 2\mathbf{I} + (\mathbf{M}_{SS}(\mathbf{G}))^{-1}.$$

We further have $-\mathbf{A}^{-1}\mathbf{B}(\mathbf{D} - \mathbf{CA}^{-1}\mathbf{B})^{-1} = \mathbf{M}_{SCS}(\mathbf{G})$. Therefore,

$$\mathbf{A}^{-1}\mathbf{B} = \mathbf{W}_{SCS}(\mathbf{G}, S) = -\mathbf{M}_{SCS}(\mathbf{G})(\mathbf{M}_{SS}(\mathbf{G}))^{-1}.$$

In addition, $\mathbf{A}^{-1}\mathbf{B}(\mathbf{D} - \mathbf{CA}^{-1}\mathbf{B})^{-1}\mathbf{CA}^{-1} = \mathbf{M}_{SCS}(\mathbf{G})(\mathbf{M}_{SS}(\mathbf{G}))^{-1}\mathbf{M}_{SSC}(\mathbf{G})$. Substituting in the identity $\mathbf{A}^{-1} + \mathbf{A}^{-1}\mathbf{B}(\mathbf{D} - \mathbf{CA}^{-1}\mathbf{B})^{-1}\mathbf{CA}^{-1} = \mathbf{M}_{SCSC}(\mathbf{G})$, we can get

$$\mathbf{A}^{-1} = \mathbf{W}_{SCSC}(\mathbf{G}, S) = \mathbf{M}_{SCSC}(\mathbf{G}) - \mathbf{M}_{SCS}(\mathbf{G})(\mathbf{M}_{SS}(\mathbf{G}))^{-1}\mathbf{M}_{SSC}(\mathbf{G}).$$

Let $S = A \cup B$, then the inverse of matrix \mathbf{M}_{SS} is given as

$$\begin{aligned}(\mathbf{M}_{SS})^{-1} &= \begin{bmatrix} \mathbf{M}_{AA} & \mathbf{M}_{AB} \\ \mathbf{M}_{BA} & \mathbf{M}_{BB} \end{bmatrix}^{-1} \\ &= \begin{bmatrix} (\mathbf{M}_{AA})^{-1} \left(\mathbf{I} + \mathbf{M}_{AB}(\mathbf{W}_{BB}(\mathbf{G}, A))^{-1}\mathbf{M}_{BA}(\mathbf{M}_{AA})^{-1} \right) & -(\mathbf{M}_{AA})^{-1}\mathbf{M}_{AB}(\mathbf{W}_{BB}(\mathbf{G}, A))^{-1} \\ -(\mathbf{W}_{BB}(\mathbf{G}, A))^{-1}\mathbf{M}_{BA}(\mathbf{M}_{AA})^{-1} & (\mathbf{W}_{BB}(\mathbf{G}, A))^{-1} \end{bmatrix} \\ &= \begin{bmatrix} (\mathbf{W}_{AA}(\mathbf{G}, B))^{-1} & -(\mathbf{W}_{AA}(\mathbf{G}, B))^{-1}\mathbf{M}_{AB}(\mathbf{M}_{BB})^{-1} \\ -(\mathbf{M}_{BB})^{-1}\mathbf{M}_{BA}(\mathbf{W}_{AA}(\mathbf{G}, B))^{-1} & (\mathbf{M}_{BB})^{-1} \left(\mathbf{I} + \mathbf{M}_{BA}(\mathbf{W}_{AA}(\mathbf{G}, B))^{-1}\mathbf{M}_{AB}(\mathbf{M}_{BB})^{-1} \right) \end{bmatrix}\end{aligned}$$

Using (20), we obtain that

$$\begin{aligned}\mathbf{W}_{AB}(\mathbf{G}, A \cup B) &= (2\mathbf{I} - (\mathbf{M}_{SS})^{-1})_{AB} = -((\mathbf{M}_{SS})^{-1})_{AB} \\ &= (\mathbf{M}_{AA})^{-1} \mathbf{M}_{AB} (\mathbf{W}_{BB}(\mathbf{G}, A))^{-1} \\ &= (\mathbf{W}_{AA}(\mathbf{G}, B))^{-1} \mathbf{M}_{AB} (\mathbf{M}_{BB})^{-1}.\end{aligned}$$

Proof of Proposition 4: To Proposition 4, it suffices to show equation (26). Indeed, when the bridge link between $i \in N_1$ and $j \in N_2$ is added, the new equilibrium efforts of i and j satisfy

$$\begin{cases} \hat{x}_i^* = b_i(\mathbf{N}^1) + m_{ii}(\mathbf{N}^1) \underbrace{\delta \hat{x}_j^*}_{=\Delta \theta_i^*} \\ \hat{x}_j^* = b_j(\mathbf{N}^2) + m_{jj}(\mathbf{N}^2) \underbrace{\delta \hat{x}_i^*}_{=\Delta \theta_j^*} \end{cases}. \quad (33)$$

Here we have translated the structural intervention (adding the link $i - j$) into the corresponding characteristic intervention: $\Delta \theta_i^* = \delta \hat{x}_j^*$, $\Delta \theta_j^* = \delta \hat{x}_i^*$ and $\Delta \theta_k^* = 0$ for all $k \notin \{i, j\}$ (see Lemma 2). Note that $m_{ij} = m_{ji} = 0$ as two networks are initially isolated. Simple algebra yields

$$\hat{x}_i^* = \frac{b_i(\mathbf{N}^1, \boldsymbol{\theta}^1) + \delta m_{ii}(\mathbf{N}^1) b_j(\mathbf{N}^2, \boldsymbol{\theta}^2)}{1 - \delta^2 m_{ii}(\mathbf{N}^1) m_{jj}(\mathbf{N}^2)}, \quad \hat{x}_j^* = \frac{b_j(\mathbf{N}^2, \boldsymbol{\theta}^2) + \delta m_{jj}(\mathbf{N}^2) b_i(\mathbf{N}^1, \boldsymbol{\theta}^1)}{1 - \delta^2 m_{ii}(\mathbf{N}^1) m_{jj}(\mathbf{N}^2)}.$$

By Proposition 1, the change in aggregate action equals

$$b(\mathbf{G} + \mathbf{E}_{ij}) - b(\mathbf{G}) = b_i(\mathbf{N}^1) \underbrace{\delta \hat{x}_j^*}_{=\Delta \theta_i^*} + b_j(\mathbf{N}^2) \underbrace{\delta \hat{x}_i^*}_{=\Delta \theta_j^*} = \delta L_{ij}(\mathbf{N}^1, \mathbf{N}^2).$$

Proof of Corollary 2: For item (i), we first note that by Definition 4, L_{ij} clearly increases with b_i and m_{ii} for each given j . The claim just follows.

For item (ii), given $m_{jj} = m_{j'j'}$ and $b_j \geq b_{j'}$, we have

$$L_{ij} - L_{ij'} = \frac{\delta m_{ii}(b_j^2 - b_{j'}^2)}{1 - \delta^2 m_{ii} m_{jj}} + \frac{2b_i(b_j - b_{j'})}{1 - \delta^2 m_{ii} m_{jj}} = \frac{\delta(b_j^2 - b_{j'}^2)}{\frac{1}{m_{ii}} - \delta^2 m_{jj}} + \frac{2b_i(b_j - b_{j'})}{1 - \delta^2 m_{ii} m_{jj}},$$

which clearly increases in m_{ii} . The result just follows by noting that $b_i = b_{i'}$ and $m_{ii} \geq m_{i'i'}$.

For item (iii), we apply the Taylor expansions to obtain that

$$b_k(\mathbf{N}^1) = 1 + \delta e_k(\mathbf{N}^1) + O(\delta^2), \quad m_{kk}(\mathbf{N}^1) = 1 + O(\delta^2), \quad k \in N_1,$$

where $O(\delta^2)$ denotes a real-valued function such that $\limsup_{\delta \rightarrow 0} |\frac{\mathcal{O}(\delta^2)}{\delta^2}| < \infty$. Consequently,

$$L_{ij}(\mathbf{N}^1, \mathbf{N}^2) = 2 + 2\delta(1 + e_i(\mathbf{N}^1) + e_j(\mathbf{N}^2)) + \mathcal{O}(\delta^2).$$

Thus, when δ is sufficiently small, only the degree centrality matters for the bridge index L_{ij} . \square

Proof of Lemma 4: The proof is similar to that of Proposition 4 with the exception that m_{ij} is not necessarily zero. For item (i), applying Proposition 1 with $S = \{i, j\}$ and $\mathbf{C}_{SS} = \begin{bmatrix} 0 & 1 \\ 1 & 0 \end{bmatrix}$ yields

$$\Delta x^* = \mathbf{b}'_S(\mathbf{G}) \Delta \theta_S^* = \mathbf{b}'_S \delta \mathbf{C}_{SS} (\mathbf{I} - \delta \mathbf{M}_{SS}(\mathbf{G}) \mathbf{C}_{SS})^{-1} \mathbf{b}_S(\mathbf{G}, \theta).$$

which reduces to δL_{ij} after some algebra.

For item (ii), we apply Proposition 1 with $S = \{i, j\}$, $\mathbf{C}_{SS} = -\begin{bmatrix} 0 & 1 \\ 1 & 0 \end{bmatrix}$. The analysis is similar, hence omitted. \square

B A walk-counting interpretation

B.1 Intercentrality of group

In this subsection, we show that any block of $\mathbf{W}(\mathbf{G}, S)$ can be decomposed by the idea of walk concatenations. We first introduce some notation.

Definition 5. A walk \mathcal{P} in network \mathbf{G} is a finite sequence of nodes $(i_1, i_2, \dots, i_{t+1})$ such that $g_{i_1 i_2} = g_{i_2 i_3} = \dots = g_{i_t i_{t+1}} = 1$. The node i_1 is the starting node and i_{t+1} is the ending node. The length of the path is denoted by $\#(\mathcal{P}) = t$. A path of length zero is supposed to be a one-tuple (i_1) .

Fixing the parameter δ , we define $\vee_\delta(\mathcal{P}) := \delta^{\#(\mathcal{P})}$ for a walk \mathcal{P} . This definition is linearly extended to a set of walks $\mathbb{P}: \vee_\delta(\mathbb{P}) := \sum_{\mathcal{P} \in \mathbb{P}} \vee_\delta(\mathcal{P}) = \sum_{\mathcal{P} \in \mathbb{P}} \delta^{\#(\mathcal{P})}$. (We often drop the subscription δ in \vee when the context is clear.)

Given two walks $\mathcal{P} = (i_1, i_2, \dots, i_{t+1})$, $\mathcal{Q} = (j_1, j_2, \dots, j_{s+1})$ with $i_{t+1} = j_1$, we construct the concatenation of \mathcal{P} and \mathcal{Q} as $\mathcal{P} \odot \mathcal{Q} = (i_1, i_2, \dots, i_{t+1}, j_2, \dots, j_{s+1})$. Clearly, we have

$$\vee(\mathcal{P} \odot \mathcal{Q}) = \vee(\mathcal{P}) \cdot \vee(\mathcal{Q}) \text{ and } \#(\mathcal{P} \odot \mathcal{Q}) = \#(\mathcal{P}) + \#(\mathcal{Q}). \quad (34)$$

These definitions are convenient. For instance, let $\mathbb{M}_{ij}(\mathbf{G})$ denote the set of walks which starts with i and ends at j in network \mathbf{G} . Then, we have $m_{ij}(\mathbf{G}) = \vee(\mathbb{M}_{ij}(\mathbf{G}))$.

Definition 6. Fixing a non-empty proper subset S of N in the network (N, \mathbf{G}) , for any $i, j \in N$, we define $\mathbb{W}_{ij}(\mathbf{G}, S)$ as the set of walks in $\mathbb{M}_{ij}(\mathbf{G})$ that do not contain any node in S with the possible exception for the starting node i and the ending node j .

By the definition, it is obvious that $w_{ij}(\mathbf{G}, S) = \vee(\mathbb{W}_{ij}(\mathbf{G}, S))$. Now, we are in the position to show the equations in Proposition 3 using walk counting.

Given $i \in S^C, j \in S$, any walk \mathcal{Q} in \mathbb{M}_{ij} can be *uniquely* decomposed as the concatenations of two walks, \mathcal{P}^{il} and \mathcal{P}^{lj} for some $l \in S$, where l is the *first* node along the walk \mathcal{Q} that that node is in S . This walk \mathcal{Q} contains at least one node in S as the ending node j is in S . By this definition

of l , we have $\mathcal{P}^{il} \in \mathbb{W}_{il}(\mathbf{G}, S)$. Clearly, $\mathcal{P}^{lj} \in \mathbb{M}_{lj}$. Furthermore, such a decomposition is unique. Consequently, we have the following decomposition

$$\mathbb{M}_{ij} = \bigcup_{l \in S} \bigcup_{\mathcal{P}^{il} \in \mathbb{W}_{il}(\mathbf{G}, S)} \bigcup_{\mathcal{P}^{lj} \in \mathbb{M}_{lj}} \mathcal{P}^{il} \odot \mathcal{P}^{lj}.$$

Taking \vee on both sides and applying the properties of \vee yield the following linear equations

$$m_{ij} = \sum_{l \in S} w_{il} m_{lj}$$

for any $i \in S^C, j \in S$. In matrix form, we obtain that $\mathbf{M}_{S^C S}(\mathbf{G}) = \mathbf{W}_{S^C S}(\mathbf{G}, S) (\mathbf{M}_{SS}(\mathbf{G}))$. Hence, $\mathbf{W}_{S^C S}(\mathbf{G}, S) = \mathbf{M}_{S^C S}(\mathbf{G}) (\mathbf{M}_{SS}(\mathbf{G}))^{-1}$.

Now we turn to equation (18). It suffices to show the following

$$\mathbf{M}_{S^C S^C}(\mathbf{G}) = \mathbf{W}_{S^C S^C}(\mathbf{G}, S) + \mathbf{W}_{S^C S}(\mathbf{G}, S) \mathbf{M}_{SS}(\mathbf{G}), \quad (35)$$

which holds as for $i, j \in S^C$, the walks \mathbb{M}_{ij} can be decomposed into disjoint unions:

$$\mathbb{M}_{ij} = \mathbb{W}_{ij} \cup \left(\bigcup_{l \in S} \bigcup_{\mathcal{P}^{il} \in \mathbb{W}_{il}} \bigcup_{\mathcal{P}^{lj} \in \mathbb{M}_{lj}} \mathcal{P}^{il} \odot \mathcal{P}^{lj} \right).$$

The intuition follows from a simple counting exercise. For a walk \mathcal{Q} in \mathbb{M}_{ij} , either it does not contain any node in S , or it contain at least one node in S . The set of walks in the former case is precisely \mathbb{W}_{ij} , while the set of walks in the latter case is precisely $\left(\bigcup_{l \in S} \bigcup_{\mathcal{P}^{il} \in \mathbb{W}_{il}} \bigcup_{\mathcal{P}^{lj} \in \mathbb{M}_{lj}} \mathcal{P}^{il} \odot \mathcal{P}^{lj} \right)$ (note that l is the first node in a walk \mathcal{Q} such that this node is in S). Taking operator \vee on both sides yields equation (35).

To show equation (20), it suffices to show that

$$\mathbf{M}_{SS}(\mathbf{G}) = \underbrace{\mathbf{W}_{SS}(\mathbf{G}, S)}_{\text{Walks never passing } S} + \underbrace{(\mathbf{W}_{SS}(\mathbf{G}, S) - \mathbf{I}) (\mathbf{M}_{SS}(\mathbf{G}) - \mathbf{I})}_{\text{Walks always passing } S} \quad (36)$$

which follows from the following decomposition⁴¹

$$\mathbb{M}_{ij}(\mathbf{G}) \setminus \mathbb{W}_{ij}(\mathbf{G}, S) = \bigcup_{k \in S} \bigcup_{\mathcal{P}^{ik} \in \mathbb{W}_{ik}(\mathbf{G}, S) \setminus \{(i)\}} \bigcup_{\mathcal{P}^{kj} \in \mathbb{M}_{kj}(\mathbf{G}) \setminus \{(k)\}} \mathcal{P}^{ik} \odot \mathcal{P}^{kj}.$$

for $i, j \in S$. Taking \vee on both sides yields

$$m_{ij} - w_{ij} = \sum_{k \in S} [w_{ik}(\mathbf{G}, S) - \mathbf{1}_{\{k=i\}}] [m_{kj}(\mathbf{G}) - \mathbf{1}_{\{k=j\}}],$$

which holds for any $i, j \in S$, thus is equivalent to equation (36).

⁴¹The intuition for the decomposition is similar, hence omitted. Here k is the first node of a walk in $\mathbb{M}_{ij}(\mathbf{G}) \setminus \mathbb{W}_{ij}(\mathbf{G}, S)$ so that that node is in S . We must remove the walk with length zero in \mathbb{W}_{ik} and \mathbb{M}_{kj} to guarantee uniqueness of concatenation decomposition, which explains the identity matrix in equation (36).

B.2 Key bridge index

In this Section we prove the following identity:

$$b(\mathbf{G} + \mathbf{E}_{ij}) - b(\mathbf{G}) = \delta L_{ij}(\mathbf{N}^1, \mathbf{N}^2) = \frac{\delta^2 m_{jj}(\mathbf{N}^2) b_i^2(\mathbf{N}^1) + \delta^2 m_{ii}(\mathbf{N}^1) b_j^2(\mathbf{N}^2) + 2\delta b_j(\mathbf{N}^2) b_i(\mathbf{N}^1)}{1 - \delta^2 m_{jj}(\mathbf{N}^2) m_{ii}(\mathbf{N}^1)} \quad (37)$$

$\forall i \in N_1, j \in N_2$, where \mathbf{G} is in the union of two isolated networks. For ease of notation we drop the network variable in m_{ii}, b_i, b_j, m_{jj} .

Define $\mathbb{W}_{\cdot i} = \bigcup_{i \in N} \mathbb{W}_{ji}$ as the set of walks ending at i . Define $\mathbb{W}_{\cdot i} = \bigcup_{l \in N} \mathbb{W}_{il}$ as the set of walks starting with i . Clearly, $\vee(\mathbb{W}_{\cdot i}) = \vee(\mathbb{W}_{i \cdot}) = \sum_{j \in N} m_{ij} = \sum_{l \in N} m_{il} = b_i$. Note that the term on the left-hand side of equation (37) is the discounted sum of additional walks due to the new link (i, j) . We will divide these new walks into four types, and contribute each type to a term on the right-hand side of equation (37).

(Type I) The new walks starting a node in \mathbf{N}^1 and ending at a node in \mathbf{N}^2 .

Take such a walk \mathcal{Q} . Suppose it passes the bridge link (i, j) only once, it can be uniquely written as $\mathcal{P}^i \odot (i, j) \odot \mathcal{P}^j$, where $\mathcal{P}^i \in \mathbb{W}_{\cdot i}(\mathbf{N}^1)$ and $\mathcal{P}^j \in \mathbb{W}_{j \cdot}(\mathbf{N}^2)$ (see Figure 6 for such an example). We have

$$\vee \left(\bigcup_{\mathcal{P}^i \in \mathbb{W}_{\cdot i}(\mathbf{N}^1)} \bigcup_{\mathcal{P}^j \in \mathbb{W}_{j \cdot}(\mathbf{N}^2)} \mathcal{P}^i \odot (i, j) \odot \mathcal{P}^j \right) = \vee(\mathbb{W}_{\cdot i}) \times \delta \times \vee(\mathbb{W}_{j \cdot}) = \delta b_i b_j.$$

However, \mathcal{Q} can also pass the bridge link (i, j) three times, five times, etc. We can apply similar exercise to show that the set of walks originating from nodes in \mathbf{N}^1 and stopping at nodes in \mathbf{N}^2 which pass (i, j) for exactly three times is given by

$$\bigcup_{(k, l) \in N_1 \times N_2} \bigcup_{(\mathcal{P}^{ki}, \mathcal{P}^{jj}, \mathcal{P}^{ii}, \mathcal{P}^{jl}) \in (\mathbb{M}_{ki}(\mathbf{N}^1)) \times (\mathbb{M}_{jj}(\mathbf{N}^2)) \times (\mathbb{M}_{ii}(\mathbf{N}^1)) \times (\mathbb{M}_{jl}(\mathbf{N}^2))} (\mathcal{P}^{ki} \odot (i, j) \odot \mathcal{P}^{jj} \odot (j, i) \odot \mathcal{P}^{ii} \odot (i, j) \odot \mathcal{P}^{jl})$$

(Figure 7 gives a walk that passes the bridge three times.) Taking \vee yields

$$\begin{aligned} & \sum_{k \in N_1} \vee(\mathbb{M}_{ki}(\mathbf{N}^1)) \cdot \delta \cdot \vee(\mathbb{M}_{jj}(\mathbf{N}^2)) \cdot \delta \cdot \vee(\mathbb{M}_{ii}(\mathbf{N}^1)) \cdot \delta \cdot \sum_{l \in N_2} \vee(\mathbb{M}_{jl}(\mathbf{N}^2)) \\ &= \delta b_i b_j (\delta^2 m_{ii} m_{jj}). \end{aligned}$$

Similarly, $\delta b_i b_j (\delta^2 m_{ii} m_{jj})^2$ captures type I walks that pass the link (i, j) five times. Taking sum yields

$$\delta b_i b_j + \delta b_i b_j (\delta^2 m_{ii} m_{jj}) + \delta b_i b_j (\delta^2 m_{ii} m_{jj})^2 + \dots = \delta b_i b_j \frac{1}{1 - \delta^2 m_{ii} m_{jj}}. \quad (38)$$

(Type II) For the same reason, the new walks starting a node in \mathbf{N}^2 and ending at a node in \mathbf{N}^1 contribute $\delta b_i b_j \frac{1}{1 - \delta^2 m_{ii} m_{jj}}$ in equation (37).

(Type III) The new walks starting a node in \mathbf{N}^1 and ending at a node in \mathbf{N}^1 . By definition, such a walk must pass the bridge (i, j) two times, four times, etc. To pass the bridge twice, the walk

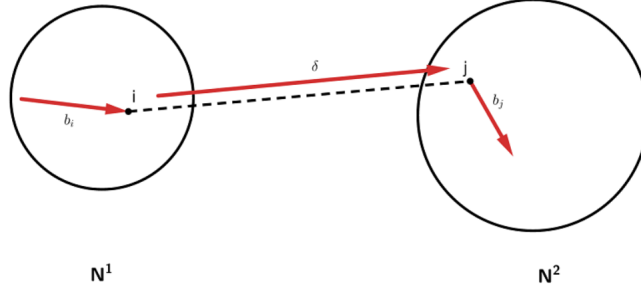


Figure 6: New walk from one network to another by passing bridge once

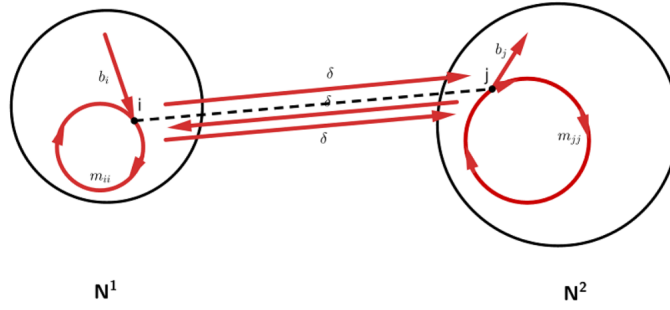


Figure 7: New walk from one network to another by passing bridge three times

must be decomposed into the concatenations of the following walks: $\mathcal{P}^i \odot (i, j) \odot \mathcal{P}^{jj} \odot (j, i) \odot \mathcal{P}^i$ where $\mathcal{P}^i \in \mathbb{W}_{.i}$, $\mathcal{P}^{jj} \in \mathbb{W}_{ii}$, $\mathcal{P}^i \in \mathbb{W}_{.i}$ (See Figure 8 for an example). Taking \vee of these walks yields $\delta^2 b_i^2 m_{jj}$. To take into account the facts that such walks can pass the bridge four times, six times, etc, we should multiply $\delta^2 b_i^2 m_{jj}$ by $\frac{1}{1-\delta^2 m_{ii} m_{jj}}$ (the underlying logic is similar to the exercise for type I). Together, type III walks contribute exactly $\delta^2 b_i^2 m_{jj} \frac{1}{1-\delta^2 m_{ii} m_{jj}}$ in equation (37).

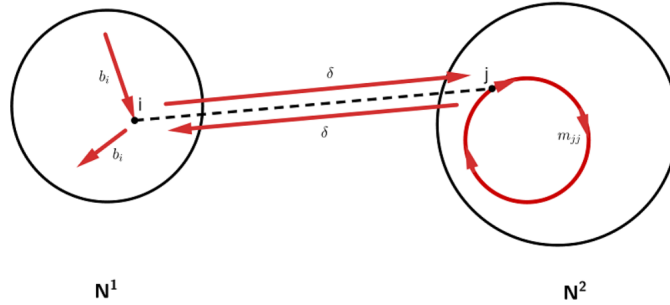


Figure 8: New walk starting and ending at a same network

(Type IV) The new walks starting a node in \mathbf{N}^2 and ending at a node in \mathbf{N}^2 . This part is similar to type III and it contributes $\delta^2 b_j^2 m_{ii} \frac{1}{1-\delta^2 m_{ii} m_{jj}}$ in equation (37).

C Interventions in alternative network models

Our paper is applicable to many other network models in which the Katz-Bonacich centrality plays an important role in shaping the equilibrium. We list several models. A common theme is that the Katz-Bonacich centrality, similar to [Ballester et al. \(2006\)](#), is a building block of the equilibrium objective.

1. **(Multiple activities)** [Chen et al. \(2018b\)](#) consider a network model with multiple interdependent activities. In the network (N, \mathbf{G}) , each player i can choose the levels of two activities $(a_i^A, a_i^B) = \mathbf{a}_i$ with utility

$$u_i(\mathbf{a}_i, \mathbf{a}_{-i}) = \theta_i^A a_i^A + \theta_i^B a_i^B - \left\{ \frac{1}{2} (a_i^A)^2 + \frac{1}{2} (a_i^B)^2 + \beta a_i^A a_i^B \right\} + \delta \sum_j g_{ij} a_i^A a_j^A + \delta \sum_j g_{ij} a_i^B a_j^B,$$

where $\theta_i = (\theta_i^A, \theta_i^B)$ is i 's characteristics, $\frac{1}{2} (a_i^A)^2 + \frac{1}{2} (a_i^B)^2 + \beta a_i^A a_i^B$ is the cost of action \mathbf{a}_i and $\delta \sum_j g_{ij} a_i^A a_j^A + \delta \sum_j g_{ij} a_i^B a_j^B$ captures the network externalities. [Chen et al. \(2018b\)](#) show that if $0 \leq \delta \leq \frac{1-|\beta|}{\lambda_{\max}(\mathbf{G})}$, there exists a unique Nash equilibrium given by

$$\begin{bmatrix} \mathbf{x}^A \\ \mathbf{x}^B \end{bmatrix} = \begin{bmatrix} \frac{1}{2(1+\beta)} \mathbf{b}\left(\mathbf{G}, \boldsymbol{\theta}^A + \boldsymbol{\theta}^B, \frac{\delta}{1+\beta}\right) + \frac{1}{2(1-\beta)} \mathbf{b}\left(\mathbf{G}, \boldsymbol{\theta}^A - \boldsymbol{\theta}^B, \frac{\delta}{1-\beta}\right) \\ \frac{1}{2(1+\beta)} \mathbf{b}\left(\mathbf{G}, \boldsymbol{\theta}^A + \boldsymbol{\theta}^B, \frac{\delta}{1+\beta}\right) - \frac{1}{2(1-\beta)} \mathbf{b}\left(\mathbf{G}, \boldsymbol{\theta}^A - \boldsymbol{\theta}^B, \frac{\delta}{1-\beta}\right) \end{bmatrix},$$

where $\mathbf{b}\left(\mathbf{G}, \boldsymbol{\theta}, \frac{\delta}{1+\beta}\right) = \left(\mathbf{I} - \frac{\delta}{1+\beta} \mathbf{G}\right)^{-1} \boldsymbol{\theta}$. That is, the equilibrium profile is the weighted sum of two Katz-Bonacich centralities.

2. **(Direct complements and indirect substitutes)**

[Currarini et al. \(2017\)](#) introduce a linear quadratic network games in which each agent faces peer effects from the distance-one neighbors but also exhibits local congestion effects from distance-two neighbors. Specifically, the payoff of individual i is given by

$$u_i(a_i, \mathbf{a}_{-i}) = \theta_i a_i - \frac{1}{2} a_i^2 + \delta \sum_{k=1}^n g_{ik} a_i a_k - \gamma \sum_{k=1}^n g_{ik}^{[2]} a_i a_k,$$

where the last term $-\gamma \sum_{k=1}^n g_{ik}^{[2]} a_i a_k > 0$ is new compared with [Ballester et al. \(2006\)](#) and captures the strategic substitution effect between players at distance-two in the network. Note that $\gamma \geq 0$ and $g_{ik}^{[2]}$ is the ik -th element of matrix \mathbf{G}^2 . Under some regularity assumptions on δ and γ , [Currarini et al. \(2017\)](#) show that the unique equilibrium equals

$$\mathbf{x}^* = (\mathbf{I} - \delta \mathbf{G} + \gamma \mathbf{G}^2)^{-1} \boldsymbol{\theta}.$$

In fact, we can rewrite the above equilibrium succinctly as a linear combination of two Katz-Bonacich centralities:

$$\mathbf{x}^* = \frac{\beta_1}{\beta_1 - \beta_2} \mathbf{b}(\mathbf{G}, \boldsymbol{\theta}, \beta_1) - \frac{\beta_2}{\beta_1 - \beta_2} \mathbf{b}(\mathbf{G}, \boldsymbol{\theta}, \beta_2). \quad (39)$$

where $\beta_1 = \frac{\delta + \sqrt{\delta^2 - 4\gamma}}{2}$ and $\beta_2 = \frac{\delta - \sqrt{\delta^2 - 4\gamma}}{2}$. Note that β_1 and β_2 satisfy $\beta_1 + \beta_2 = \delta$, $\beta_1\beta_2 = \gamma$. Equation (39) directly follows from the following mathematical identity:

$$(\mathbf{I} - \delta\mathbf{G} + \gamma\mathbf{G}^2)^{-1} = (\mathbf{I} - (\beta_1 + \beta_2)\mathbf{G} + \beta_1\beta_2\mathbf{G}^2)^{-1} = \frac{\beta_1}{\beta_1 - \beta_2} (\mathbf{I} - \beta_1\mathbf{G})^{-1} - \frac{\beta_2}{\beta_1 - \beta_2} (\mathbf{I} - \beta_2\mathbf{G})^{-1}.$$

That is, the equilibrium in Currarini et al. (2017) equals the weighted sum of two Katz-Bonacich centralities.

3. **(Local complementarity and global substitution)** In addition to local complementarities, players might experience global competitive effects. In one extension, Ballester et al. (2006) consider the following utility function of individual i

$$u_i(a_i, \mathbf{a}_{-i}) = a_i - \frac{1}{2}a_i^2 - \phi \sum_{k \neq i} a_i a_k + \delta \sum_{k=1}^n g_{ik} a_i a_k.$$

where the term $\phi \sum_{k \neq i} a_i a_k$ is the global interaction effect corresponds to a substitutability in efforts across all players. $\phi \geq 0$ measures the intensity of the global interdependence. For simplicity, we assume that each player's intrinsic marginal utilities are identical. Ballester et al. (2006) show that the equilibrium behavior in this network game

$$\mathbf{x} = \frac{1}{1 - \phi + \phi b\left(\mathbf{G}, \frac{\delta}{1 - \phi}\right)} \mathbf{b}\left(\mathbf{G}, \frac{\delta}{1 - \phi}\right).$$

Each player's equilibrium strategy is a function of Katz-Bonacich centralities. In particular, the aggregate equilibrium action, $\mathbf{1}'\mathbf{x} = \frac{b\left(\mathbf{G}, \frac{\delta}{1 - \phi}\right)}{1 - \phi + \phi b\left(\mathbf{G}, \frac{\delta}{1 - \phi}\right)}$, is a monotonic function of $b\left(\mathbf{G}, \frac{\delta}{1 - \phi}\right)$.

Since the equilibrium in each of these model is either linear combinations or transformations of the Katz-Bonacich centralities. We can directly apply Proposition 1 to study the effects of structural and characteristical interventions, and study similar issues such as the key group and the key link problems.

References

- Acemoglu, D., V. M. Carvalho, A. Ozdaglar, and A. Tahbaz-Salehi (2012). The network origins of aggregate fluctuations. *Econometrica* 80(5), 1977–2016.
- Allouch, N. (2017). On the private provision of public goods on networks. *Journal of Economic Theory* 157, 527–552.
- Ballester, C., A. Calvó-Armengol, and Y. Zenou (2006). Who's who in networks. wanted: The key player. *Econometrica* 74(5), 1403–1417.
- Ballester, C., Y. Zenou, and A. Calvó-Armengol (2010). Delinquent networks. *Journal of the European Economic Association* 8(1), 34–61.

- Banerjee, A., A. G. Chandrasekhar, E. Duflo, and M. O. Jackson (2013). The diffusion of microfinance. *Science* 341(6144).
- Banerjee, A., A. G. Chandrasekhar, E. Duflo, and M. O. Jackson (2018). Changes in social network structure in response to exposure to formal credit markets. *Available at SSRN 3245656*.
- Baqae, D. R. (2018). Cascading failures in production networks. *Econometrica* 86(5), 1819–1838.
- Belhaj, M., S. Bervoets, and F. Deroïan (2016). Efficient networks in games with local complementarities. *Theoretical Economics* 11(1), 357–380.
- Bloch, F., M. O. Jackson, and P. Tebaldi (2020). Centrality measures in networks. *Working paper*.
- Bloch, F. and N. Quérou (2013). Pricing in social networks. *Games and Economic Behavior* 80, 243 – 261.
- Bonacich, P. (1987). Power and centrality: A family of measures. *American Journal of Sociology* 92(5), 1170–1182.
- Boyd, S. and L. Vandenberghe (2004). *Convex optimization*. Cambridge university press.
- Bramoullé, Y., A. Galeotti, and B. Rogers (2016). *The Oxford handbook of the economics of networks*. Oxford University Press.
- Bramoullé, Y., A. Galeotti, B. Rogers, and Y. Zenou (2016). Key players.
- Bramoullé, Y. and G. Garance (2018). Diffusion centrality: Foundations and extensions. *Working paper*.
- Bramoullé, Y. and R. Kranton (2007). Public goods in networks. *Journal of Economic Theory* 135(1), 478 – 494.
- Bramoullé, Y., R. Kranton, and M. D’Amours (2014). Strategic interaction and networks. *American Economic Review* 104(3), 898–930.
- Cai, J. and A. Szeidl (2018). Interfirm relationships and business performance. *The Quarterly Journal of Economics* 133(3), 1229–1282.
- Calvó-Armengol, A. and M. O. Jackson (2004, June). The effects of social networks on employment and inequality. *American Economic Review* 94(3), 426–454.
- Calvó-Armengol, A., E. Patacchini, and Y. Zenou (2009). Peer effects and social networks in education. *The Review of Economic Studies* 76(4), 1239–1267.
- Candogan, O., K. Bimpikis, and A. Ozdaglar (2012). Optimal pricing in networks with externalities. *Operations Research* 60(4), 883–905.
- Chen, Y.-J., Y. Zenou, and J. Zhou (2018a). Competitive pricing strategies in social networks. *The RAND Journal of Economics* 49(3), 672–705.
- Chen, Y.-J., Y. Zenou, and J. Zhou (2018b). Multiple activities in networks. *American Economic Journal: Microeconomics* 10(3), 34–85.

- Choi, S., S. Goyal, and F. Moisan (2019). Connectors and influencers.
- Currarini, S., E. Fumagalli, and F. Panebianco (2017). Peer effects and local congestion in networks. *Games and Economic Behavior* 105, 40 – 58.
- David, G. and M. Dina (2004). Using online conversations to study word-of-mouth communication. *Marketing Science* 23(4), 545–560.
- Demange, G. (2017). Optimal targeting strategies in a network under complementarities. *Games and Economic Behavior* 105, 84 – 103.
- Elliott, M. and B. Golub (2018). A network approach to public goods. *Journal of Political Economy* forthcoming.
- Elliott, M. L., S. Goyal, and A. Teytelboym (2019). Networks and economic policy. *Oxford Review of Economic Policy* 35(4), 565–585.
- Galeotti, A., B. Golub, and S. Goyal (2020). Targeting interventions in networks. *Econometrica* 88(6), 2445–2471.
- Galeotti, A. and S. Goyal (2010). The law of the few. *American Economic Review* 100(4), 1468–1492.
- Golub, B. and C. Lever (2010). The leverage of weak ties how linking groups affects inequality. *Working paper*.
- Goyal, S. and J. L. Moraga-González (2001). R&D networks. *The RAND Journal of Economics*, 686–707.
- Jackson, M. O., B. W. Rogers, and Y. Zenou (2017). The economic consequences of social-network structure. *Journal of Economic Literature* 55(1), 49–95.
- Jerzy, S. (2001). *Delinquent Networks: Youth Co-Offending in Stockholm*. Cambridge Studies in Criminology. Cambridge University Press.
- König, M. D., C. J. Tessone, and Y. Zenou (2014). Nestedness in networks: A theoretical model and some applications. *Theoretical Economics* 9(3), 695–752.
- Li, X. (2020). Designing weighted and directed networks under complementarities. *Working paper at SSRN 3299331*.
- Liu, E. (2019). Industrial Policies in Production Networks. *The Quarterly Journal of Economics* 134(4), 1883–1948.
- Mark, W. (2002). *Companions in Crime: The Social Aspects of Criminal Conduct*. Cambridge Studies in Criminology. Cambridge University Press.
- Mas, A. and E. Moretti (2009). Peers at work. *American Economic Review* 99(1), 112–45.
- Patacchini, E. and Y. Zenou (2012). Juvenile delinquency and conformism. *Journal of Law, Economics, and Organization* 28(1), 1–31.

- Sacerdote, B. (2001). Peer Effects with Random Assignment: Results for Dartmouth Roommates. *The Quarterly Journal of Economics* 116(2), 681–704.
- Sun, Y., W. Zhao, and J. Zhou (2021). Building up efficient networks sequentially. *Working paper*.
- Verdier, T. and Y. Zenou (2015). The role of cultural leaders in the transmission of preferences. *Economics Letters* 136, 158 – 161.
- Verdier, T. and Y. Zenou (2018). Cultural leader and the dynamics of assimilation. *Journal of Economic Theory* 175, 374 – 414.
- Zhou, J. and Y.-J. Chen (2015). Key leaders in social networks. *Journal of Economic Theory* 157, 212–235.