

Generalized optical theorem for Rayleigh scattering approximation

Irving Rondón*and Jooyoung Lee
School of Computational Sciences,
Korea Institute for Advanced Study,
85 Hoegi-ro, Seoul 0245,
Republic of Korea

January 27, 2021

Abstract

A general expression for the optical theorem for probe sources given in terms of propagation invariant beams is derived. This expression is obtained using the far field approximation for Rayleigh regime. In order to illustrate this results is revisited the classical and standard scattering elastic problem of a dielectric sphere for which the incident field can be any propagation invariant beam.

1 Introduction

In electromagnetic theory the Optical Theorem (OT) has a very long an interesting history (See R. Newton [1] and references therein). This physical concept of the OT is a useful result in scattering theory, relating the extinction cross section of a structure to the scattering amplitude in the forward direction [2, 3]. In applied sciences to understand this mechanics and how the absorption and the scattering affect wave propagation throughout a medium can help to obtain a meaningful features of the object such as the characterization and its physical properties [4].

Recently, some interesting reviews have been published [5, 6] concerning the development of generalized Lorenz-Mie theories, the Extended Optical theorem (EOT), using structured beam shape methods are presented, and the description of several electromagnetic effects by experiments, some applications using T-matrix methods for structured beam illumination.

The optical theorem has generated important and new applications, such as calculating the complex scattering amplitude on spherical and cylindrical objects, application in acoustic backscattering [7], to understand correctly the physical effects of propagation in radiation force and torque [8], without input nonphysical effect or based on numerical calculations (See [9] and references).

A generalized optical theorem for acoustic waves has been published by Marston and Zhang [10, 11], recently extended for arbitrary beams [12]. For electromagnetic fields [13, 14, 15, 16] quantum mechanics [17], in time domain, transmission lines, propagation in acoustic and electromagnetic waves in anisotropic medium [18, 19, 20], seismologic waves [21], the manipulation of the scattering pattern using non-Hermitian particles [22].

In the following section, a general derivation EOT applicable to any “nondiffracting beams” using the Huygens principle in the far field approximation for Rayleigh regime. A generalized scattering amplitude function is presented. These results are illustrated using a Bessel beam.

2 Theoretical background analysis

Let us consider a scattering particle of arbitrary form and size, with volume V a boundary surface $\partial\Omega$ and, a complex permittivity $\varepsilon(\vec{r}) = \varepsilon_0 [\varepsilon'_r(\vec{r}) + i\varepsilon''_r(\vec{r})]$, where ε_0 is the vacuum permittivity. For simplicity the medium surrounding the scattering particle is lossless and its permittivity is ε and not magnetic. Let us consider the incident arbitrary beams as $\vec{E}_i(\vec{r})$, $\vec{H}_i(\vec{r})$ that strikes the scattering particle, $\vec{E}_s(\vec{r})$, $\vec{H}_s(\vec{r})$ the scattered electromagnetic field and $\vec{E}(\vec{r})$, $\vec{H}(\vec{r})$ as the total fields [3, 2, 23, 24].

$$\vec{E} = \vec{E}_i + \vec{H}_s, \quad (1)$$

*corresponding author: ironndon@kias.re.kr

$$\vec{H} = \vec{H}_i + \vec{H}_s. \quad (2)$$

The time-averaged power absorbed by the scattering object is given by

$$P_a = -\frac{1}{2} \int_{\partial\Omega} \left[\vec{n} \cdot \left[\left(\vec{E}_i + \vec{E}_s \right) \times \left(\vec{H}_i^* + \vec{H}_s^* \right) \right] \right] dS, \quad (3)$$

this expression can be written in term of the Poynting vector as

$$P_a = -\frac{1}{2} \int_{\partial\Omega} \vec{n} \cdot \left[\vec{S}_i + \vec{S}_s + \vec{S}' \right] dS, \quad (4)$$

Where the first term of Eq. (4) is the incident Poynting vector

$$\vec{S}_i = \frac{1}{2} \mathbf{Re} \left[\vec{E}_i \times \vec{H}_i^* \right], \quad (5)$$

followed by the scattered vector

$$\vec{S}_s = \frac{1}{2} \mathbf{Re} \left[\vec{E}_s \times \vec{H}_s^* \right], \quad (6)$$

and the cross term interaction vector, which depend in term of the initial and scatter vectors

$$\vec{S}' = \frac{1}{2} \mathbf{Re} \left[\vec{E}_i \times \vec{H}_s^* + \vec{E}_s \times \vec{H}_i^* \right]. \quad (7)$$

Using these equations and the right boundary condition which depend of the specific geometry. It is possible to obtain analytical and numerical solution for general scattering problem (See [23, 24] where the authors has reported a pedagogical tutorials).

In this letter, we follow and adapt the approach presented in (See. Refs [25, 26]) for an arbitrary structured beams, where in general the electromagnetic fields can be expressed as $\vec{E}(r, t) = \mathbf{Re}[E(r)e^{-i\omega t}]$ and $\vec{H}(r, t) = \mathbf{Re}[H(r)e^{-i\omega t}]$, where ω is the harmonic frequency of the wave (single frequency).

Let us define the following incident fields as

$$\vec{E}_i = \hat{e}_i \varphi(x, y) e^{ik_z z} e^{-i\omega t}, \quad (8)$$

$$\vec{H}_i = \frac{1}{i\omega\mu_0} \nabla \times \vec{E}_i, \quad (9)$$

where $\varphi(x, y)$ physically represent a structured beam (scalar function) which satisfies the Maxwell's equations and the transversal Helmholtz equation $\nabla_t^2 \varphi + k_t^2 \varphi = 0$, in Cartesian, circular, parabolic cylindrical, and elliptical coordinates [30, 27, 28, 29] and k_t is the transversal wave vector. For simplicity the factor $e^{-i\omega t}$ is omitted.

In the following is considered a polarized electric field, with a complex amplitude E_0 .

$$\vec{E}_i = \hat{e}_x E_0 \varphi(x, y) e^{ik_z z}, \quad (10)$$

$$\vec{H}_i \approx \hat{e}_y \frac{E_0}{\omega\mu_0} k_z \varphi(x, y) e^{ik_z z}, \quad (11)$$

The Poynting vector for these incident fields lies the plane XY [3].

In this approximation has been assumed that any impinging electric field can be written as invariant structured beam using the plane wave spectrum representation [30, 27, 28, 29].

$$\varphi(x, y) = \int_0^{2\pi} A(\phi) e^{ik_t(x \cos \phi + y \sin \phi)} d\phi, \quad (12)$$

where $A(\phi)$ is an angular function. Note that for $A(\phi) = \delta(\phi - \phi_0)$, the plane wave case is recovered, k_t is the transversal wave vector. This equation has the following interpretation. A structured or non-diffracting beam is given by a superposition of multiple plane waves having transversal wave vectors k_t on a circle. Only for particular functions $A(\phi)$ on the Whittaker's integral can be expressed analytically. For example higher order Bessel beams are defined by $A(\phi) = e^{im\phi}$, where m is the azimuthal order of the beam. Mathieu beams are defined by $A(\phi) = C(m, q, \phi) + iS(m, q, \phi)$ are the

Mathieu cosine and sine functions. Weber beam are defined by $A(a, \phi) = \frac{1}{2(\pi|\sin \phi|^{1/2})} e^{ia \ln |\tan \phi/2|}$ in turn is divided into even and odd case [27].

After substituting Eqs. (10) and (11) into Eq. (4) is written as

$$P_a + P_s = -\frac{1}{2} \int_{\partial\Omega} \mathbf{Re} \left[\vec{E}_i \times \vec{H}_s^* + \vec{E}_s \times \vec{H}_i^* \right] \cdot \vec{n} dS, \quad (13)$$

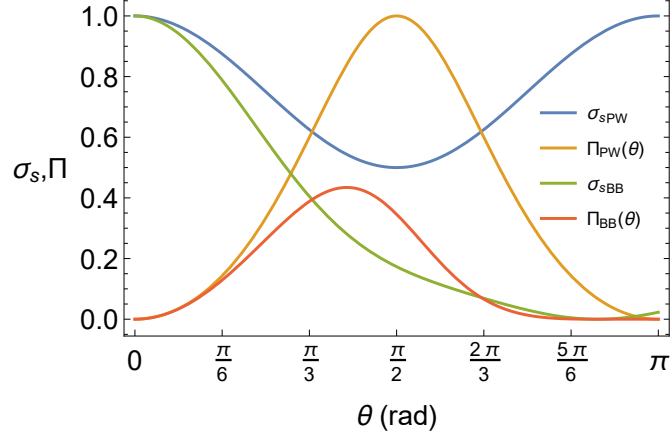


Figure 1: Differential scattering cross section (23) normalized and the polarization function (24) vs scattering angle for a plane wave and Bessel beam. In the Bessel beam case the sphere is on the beam axis and the beam order is $m = 0$

It is possible to recast Eq. (13) after some vector algebra, as follow

$$P_a + P_s = \frac{\mathbf{Re}}{2} \int_{\partial\Omega} \left[\hat{e}_x \cdot (\vec{n} \times \vec{H}_s) E_0^* \varphi^*(x, y) e^{-ik_z z} + \hat{e}_y \cdot (\vec{n} \times \vec{E}_s) \varphi^*(x, y) \frac{E_0^* e^{-ik_z z}}{\eta} \right] dS \quad (14)$$

where $\eta = \sqrt{\mu/\varepsilon}$ is denoted for the impedance. This is a general expression that represent from the physical point of view the interaction between the incident and scattered fields in term of the Green function, also related with the Huygens principle[2, 25, 26]. Therefore, the scattered electric field in the far field can be expressed as

$$\vec{E}_s = \int_{\partial\Omega} i\omega\mu G(\vec{r}, \vec{r}') \cdot [\hat{n} \times \vec{H}'_s] + \nabla \times G(\vec{r}, \vec{r}') \cdot [\hat{n} \times \vec{E}'_s] dS'. \quad (15)$$

Alternatively, this field in the scattered vector in the far approximation can also be expressed as

$$\vec{E}_s(\vec{r}) = \frac{e^{ikr}}{r} F(\hat{k}_i, \hat{k}_s) \cdot \hat{e}_i, \quad (16)$$

where the function $F(\hat{k}_i, \hat{k}_s)$ is called the scattering amplitude function, \hat{e}_i is an unitary vector. A similar expression is related with the pressure in acoustic [10, 11, 12].

This function can provide itself very interesting physics in scattering phenomena. Indeed, in Refs. [31, 32] the authors proposed a method how to obtain analytical expressions for the scattering amplitude function in order to explore an acoustic Bessel beam, later extended for Mathieu [33], and Weber [34] waves. For instance, in order to obtain an OT expression for arbitrary beam, we use Eq. (16) in the forward direction i.e $\hat{k}_s = \hat{k}_i$ [38], taking the product with $\hat{e}_i \varphi^*(x', y') E_0^*$, and making the integration over the scattered object in the far field approximation for the electromagnetic case [35, 36, 37, 15, 16, ?]. Also a clear derivation for the ETO theorem for acoustic waves using Jones lemma can be reviewed [10, 11, 12]

$$\hat{e}_i \varphi^*(x', y') \cdot \vec{E}_s = \int_{\partial\Omega} \varphi^*(x', y') e^{-i\hat{k}_s \cdot \vec{r}'} \left[\hat{e}_i \cdot (\hat{n} \times \vec{H}'_s) + (\hat{k}_i \times \hat{e}_i) \cdot (\hat{n} \times \vec{E}'_s) \right] dS', \quad (17)$$

Therefore, without loss generality applying the same physical condition as [26, 25, 35, 36, 38] using Eq. (16) and (17), the optical theorem can be written as

$$\sigma_{\text{ext}} = \frac{4\pi}{k} \mathbf{Im} \left[\hat{e}_i \cdot \varphi^*(x', y') F(\hat{k}_i, \hat{k}_i) \cdot \hat{e}_i \right]. \quad (18)$$

This expression recover the OT for the plane wave case,

$$\sigma_{\text{ext}} = \frac{4\pi}{k} \mathbf{Im} \left[\hat{e}_i \cdot F(\hat{k}_i, \hat{k}_i) \cdot \hat{e}_i \right] \quad (19)$$

3 Generalized scattering amplitude function

In this section, we show an application of the scattering amplitude function. Let us consider an electric field

$$\vec{E} = \frac{3}{2 + \varepsilon_r} \vec{E}_i. \quad (20)$$

this equation describe the electric field \vec{E} inside a dielectric sphere immersed in term of the incident electric field \vec{E}_i [2, 3, 26]

In order to avoid redundancy, we put forward the scattering amplitude function the Rayleigh regime reported [38], but here written in term of Whittaker integral as

$$F(\hat{i}, \hat{o}) = k^2 a^3 \left(\frac{n^2 - 1}{n^2 + 2} \right) [\hat{e}_i - (\hat{o} \cdot \hat{e}_i) \hat{o}] e^{ik_z z} \int_0^{2\pi} A(\phi) e^{ik_t(x \cos \phi + y \sin \phi)} d\phi, \quad (21)$$

where n is the complex refraction index, k is the wave vector and a is the sphere radius.

The square of this equation an integration over the solid angle $d\Omega$ gives the differential scattering cross section as

$$\frac{d\sigma_s}{d\Omega} = |F(\hat{i}, \hat{o})|^2 = k^4 a^6 \left(\frac{n^2 - 1}{n^2 + 2} \right)^2 I_{\text{beam}}, \quad (22)$$

where $I_{\text{beam}} = [1 - (\hat{o} \cdot \hat{e}_i)^2] |\varphi(x, y)|^2$, is the intensity expressed in term of a scalar potential, it is related with the incident angle and observation point, if \hat{e}_i is perpendicular to the scattering plane, and $\hat{o} \cdot \hat{e}_1 = \sin \theta$, if \hat{e}_i lies in the plane, $|\varphi(x, y)|^2$ is related with the intensity. Using this expression several probe fields can be used to measure the scattering cross section. In the following, it is denoted $\sigma_d \equiv d\sigma_s/d\Omega$.

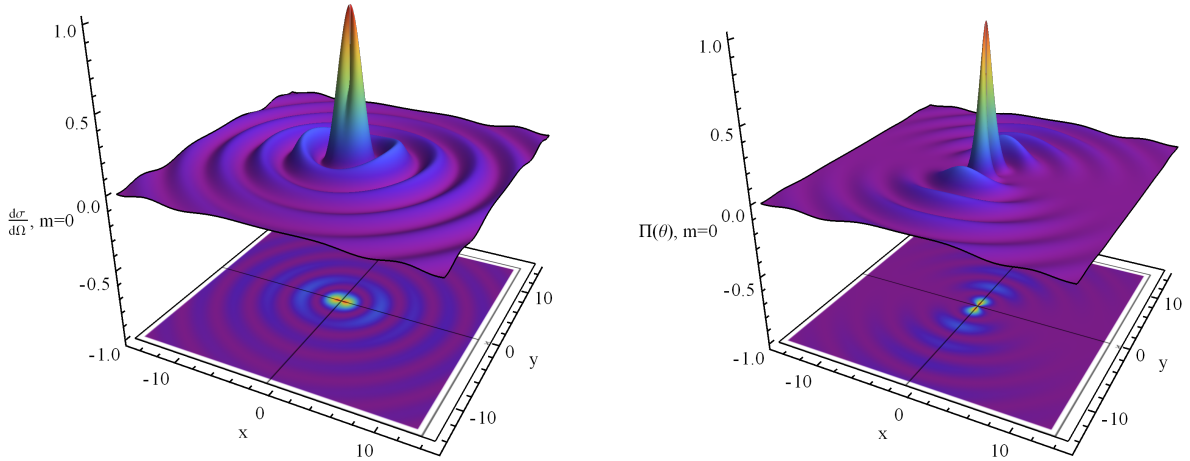


Figure 2: Normalized differential scattering cross section and the polarization scattered function for a Bessel beam with $m = 0$, using the equations (23) and (24) with $\beta = 35^\circ$.

3.1 The Rayleigh scattering approximation using a Bessel beam

In this section, we consider an incident electric field expressed using Eq. (20) taking the angular spectrum as $A(\phi) = e^{im\phi}$, which represent a linear polarized Bessel beam of m order is expressed as $\vec{E}_i(\vec{r}) = \hat{e}_i J_m(k_t r) e^{ik_z z}$. Using this result it is possible to obtain the polarization function of the scattered radiation as

$$\sigma_d(\theta) = \frac{k^4 a^6}{2} \left(\frac{n^2 - 1}{n^2 + 2} \right)^2 J_m^2(k_t r) (1 + \cos^2 \theta). \quad (23)$$

In this problem, we have used the standard scattering geometry [41, 42, 40] to relate the scattering angle $\theta = \arccos(\hat{e}_i \cdot \hat{o})$ to the unit vectors \hat{i} and \hat{o} in a particular point P , where the scattered radiation is observed. In the other hand, if the incident field is unpolarized, the differential scattering function is the average over parallel and perpendicular incidents fields, then $\sigma_d(\theta) = \frac{1}{2} [\sigma_d^\perp(\theta) + \sigma_d^\parallel(\theta)]$, and $\hat{o} \cdot \hat{e}_i = 0$ if \hat{e}_i is perpendicular to the scattering plane and $\hat{o} \cdot \hat{e}_i = \sin \theta$ if \hat{e}_i lies in the plane. Using these information we can calculate the polarization scattered function as

$$\Pi(\theta) = \frac{\sigma_d^\perp(\theta) - \sigma_d^\parallel(\theta)}{\sigma_d^\perp(\theta) + \sigma_d^\parallel(\theta)} = \frac{\sin^2 \theta}{1 + \cos^2 \theta} J_m^2(k_t r). \quad (24)$$

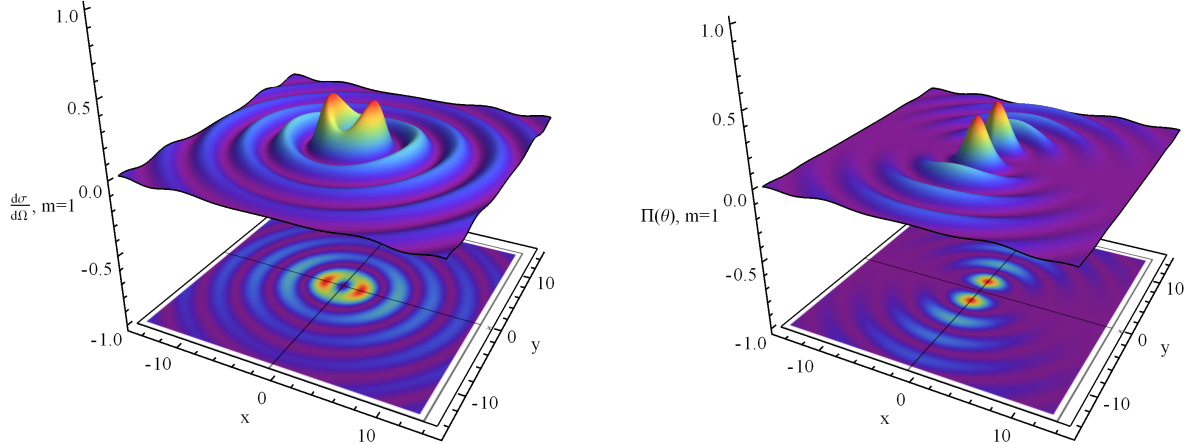


Figure 3: Normalized differential scattering cross section and the polarization scattered function for a Bessel beam with $m = 1$ and with $\beta = 60^\circ$.

It is important to note, that integrating the equation Eq. (23) over $d\Omega$ is straightforward to obtain σ_s [38], the scattering transversal section, while the absorbed transversal section σ_a have to be obtained with the Poynting vector [2, 3, 25, 26], since in other way, this would result in $\sigma_{\text{ext}} = 0$. Note that taking $r \rightarrow 0$ into (23) and (24) is recovered the plane wave case [2].

Finally, in order to validate our results, we show in Fig. (1) some numerical results, in which we compare the scattered radiation as function of the dispersion angle for both the differential cross section and the polarization scattered function, considering a plane wave and a Bessel beam with $m = 0$. For simplicity, we make the analysis in one dimension and vary the angle from 0 to π . For the Bessel beam case, $k_t = k \sin \beta$ is the transversal wave vector, and β is the value of the half-cone angle.

In addition, this model reproduce the expected behavior for a plane wave [2]. For a plane wave case, the differential cross section present a minimum at $\pi/2$ and the polarization scattered function a maximum at $\pi/2$. See Figure 3, these angles the scattered radiation is linear polarized, this effect was proposed by Rayleigh to explain the blue sky [2, 42, 41]. At these same values for a zero Bessel beam, the differential cross section shows a reduction respect to the plane wave case, with a maximum around $\pi/3$, while the scattered polarization function shows a clear decreasing of the scattered radiation.

In Figure (2), we show the three dimensional behavior of the differential cross section $(\sigma_s)_{\text{BB}}$ and the polarization scatter function $\Pi(\theta)_{\text{BB}}$ with $m = 0$ and $\beta = 35^\circ$ for a Bessel beam. In addition, to illustrate how the scattering cross section and the polarization scattered function change with the variation of the incident field, we show in Figure (3) the behavior of these quantities for $m = 1$ and $\beta = 60^\circ$. Bi-dimensional scattered pattern were reported using only a zero order Bessel EM scattering in a dielectric sphere [38] where the author compare the incident Bessel beam as a function of the impinging angle β .

4 Conclusions

A general optical theorem for any arbitrary beam was derived, using the amplitude scattering function and the Huygens principle in the far field approximation. the presented ordinary form of the optical theorem renders the particular case

for free space derived in previous works [9, 10, 11, 12]. A general representation for the extinction in Rayleigh scattering regime was studied and the effect for a linearly polarized Bessel beam of m order as a function of the incident impinging angle β . From the physical point of view this method Eq. (22) can be extended using another spectral beam wave representation [39], it allows to study waves such as X waves, Airy, Frozen waves, among others. It would be interesting to explore as was stated [12] the physics of differential cross section of scattering $d\sigma_s/d\Omega$ and for the extinction $d\sigma_{\text{ext}}/d\Omega$, the geometrical features and analogies between acoustic and electromagnetism. Several application such as the Rayleigh scattering of nanoparticles and optical forces [43] using focused femtosecond laser pulses are in development. Applications measuring the optical extinction has been recently experimentally explored using a radial polarized cylindrical beams [44].

References

- [1] R. G. Newton, *Optical theorem and beyond*, Am. J. Phys. 44, 639-642 (1976).
- [2] J.D. Jackson, *Classic Electrodynamics*, 3rd Edition, Wiley (1999).
- [3] C. F. Bohren, and D. R. Huffman, *Absorption and Scattering of Light by Small Particles*, New York: Wiley (1983).
- [4] J. Soares, Introduction to Optical Characterization of Materials. In: Sardela M. (eds) Practical Materials Characterization. Springer, New York, NY
- [5] G. Gouesbet, Van de Hulst Essay: A review on generalized Lorenz-Mie theories with wow stories and an epistemological discussion, Journal of Quantitative Spectroscopy and Radiative Transfer 253, 107-117 (2020).
- [6] G. Gouesbet, T-matrix methods for electromagnetic structured beams: A commented reference database for the period 2014–2018, Journal of Quantitative Spectroscopy and Radiative Transfer, 230, 247-281 (2019).
- [7] P.L. Marston, Generalized optical theorem for scatterers having inversion symmetry: application to acoustic backscattering, J. Acoust. Soc. Am. 109, 4 (2001).
- [8] P.L. Marston, J. H. Crichton Radiation torque on a sphere caused by a circularly-polarized electromagnetic wave, Phys. Rev. A 30, 2508 (1984).
- [9] L. Zhang, and P. L. Marston, Unphysical consequences of negative absorbed power in linear passive scattering: Implications for radiation force and torque, J. Acous. Soc. 139, 3139 (2016).
- [10] L. Zhang and P. L. Marston, Axial radiation force exerted by general non-diffracting beams J. Acoust. Soc. 131, EL329-EL535 (2012).
- [11] L. Zhang, and P. L. Marston, *Optical theorem for acoustic non-diffracting beams and application to radiation force and torque*. Biomed. Opt. Express 4, 1610-1617 (2013).
- [12] L. Zhang, Generalized optical theorem for an arbitrary incident field. J Acoust Soc Am. 145,3 (2019).
- [13] M. J. Berg, C. M. Sorensen and A. Chakrabarti, *Extinction and the optical theorem. Part I. Single particles*, J. Opt. Soc. Am. A 25, 1504-1513 (2008).
- [14] M. J. Berg, C. M. Sorensen, and A. Chakrabarti, *Extinction and the optical theorem. Part II. Multiple particles*, J. Opt. Soc. Am. A, 25, 1514-1520 (2008).
- [15] P. Scott Carney, J. C. Schotland, and E. Wolf, *Generalized optical theorem for reflection, transmission, and extinction of power for scalar fields*, Phys. Rev. E 70, 036611 (2004).
- [16] P. Scott Carney, E. Wolf, and G. S. Agarwal, *Diffraction tomography using power extinction measurements*. J. Opt. Soc. Am. A, 16, 11, 2643-2648 (1999).
- [17] G. Gousbet, *On the optical theorem and non-plane-wave scattering in quantum mechanics*. J. Math. Phys., 50, 112302 (2009).
- [18] E. A. Marengo and J. Tu, *Generalized optical theorem in the time domain*, Progress In Electromagnetics Research B, 65, 1-18 (2016).
- [19] E. A. Marengo and J. Tu, *Optical theorem for transmission lines*, Progress In Electromagnetics Research B, 61, 253-268 (2014).

- [20] E. A. Marengo, *A New Theory of the Generalized Optical Theorem in Anisotropic Media*. IEEE Transactions on Antennas and Propagation, 61, 4, 2164-2179 (2013).
- [21] K. Wapenaar and H. Douma, *A unified optical theorem for scalar and vectorial wave fields*. J. Opt. Soc. Am. 131, 3611-3626 (2012).
- [22] Y. J. Zhang et al, Manipulating the scattering pattern with non-Hermitian particle arrays, Opt. Express 28, 19492-19507 (2020).
- [23] Fabrizio Frezza, Fabio Mangini, and Nicola Tedeschi, Introduction to electromagnetic scattering: tutorial, J. Opt. Soc. Am. A 35, 163-173 (2018).
- [24] Fabrizio Frezza, Fabio Mangini, and Nicola Tedeschi, Introduction to electromagnetic scattering, part II: tutorial, J. Opt. Soc. Am. A 37, 1300-1315 (2020).
- [25] L. Tsang, J.A. Kong, and K.H. Ding, *Scattering of Electromagnetic Waves. Theories and Applications*, John Wiley and Sons, Inc. (2000).
- [26] A. Ishimaru, *Electromagnetic Wave Propagation, Radiation, and Scattering*, Prentice-Hall Inc. (1991).
- [27] U. Levy, S. Derevyanko, Y. Silberberg, Light Modes of Free Space, Progress in Optics, 61, 237-281 (2016).
- [28] E. T. Whittaker, *On the partial differential equations of mathematical physics*. Math. Ann. 57, 333-355 (1902).
- [29] M. Nieto Vesperinas, *Scattering and diffraction in physical optics*. Wiley New York (1991).
- [30] W. Miller, Jr., in Encyclopedia of Mathematics and Applications, G. C. Rota, ed. (Addison-Wesley, Reading, Mass., 1977).
- [31] P. L. Marston, *Scattering of a Bessel beam by sphere*. J. Acoust. Soc. Am. 121, 2, 753-758 (2007).
- [32] P.L. Marston, *Scattering of a Bessel beam by sphere II: Helicoidal case shell example*. J. Acoust. Soc. Am. 124, 5, 2905-2910 (2008).
- [33] A. Belafhal, A. Chafiq, and Z. Hricha, *Scattering of Mathieu beams by a rigid sphere*. Opt. Comm. 284, 3030-3035 (2011).
- [34] A. Belafhal, L. Ez-Zariy, A. Chafiq and Z. Hricha, *Analysis of the scattering far field of a nondiffracting parabolic beam by a rigid sphere*. Phys. and Chem. News, 60, 15-21 (2011).
- [35] M. I. Mishchenko, *The electromagnetic optical theorem revisited*. J. Quant. Spectrosc. Radiat. Transfer. 101, 3, 404-410 (2006).
- [36] M. I. Mishchenko, *Far-field approximation in electromagnetic scattering*. J. Quant. Spectrosc. Radiat. Transfer. 100, 1, 268-276 (2006).
- [37] Born M, Wolf E. Principles of optics. Cambridge, UK: Cambridge University Press; 1999.
- [38] I. Rondon Ojeda, F. Soto-Eguibar, Generalized optical theorem for propagation invariant beams, Optik 137 (2017) 17-24.
- [39] H. E. Hernández-Figueroa, M. Zamboni-Rached and E. Recami, *Non-Diffracting Waves*, John Wiley & Sons. (2013).
- [40] R.M. Drake and J. E. Gordon, *Mie Scattering*, Am. J. Phys. 53, 10, 955-962 (1985).
- [41] K. Shimizu, *Modification of the Rayleigh-Debye approximation*, J. Opt. Soc. Am. 73, 4, 504-507 (1983).
- [42] J. E. Gordon, *Simple method for approximating Mie scattering*. J. Opt. Soc. Am. 2, 2, 156-159 (1985).
- [43] L. Gong et al, Optical forces of focused femtosecond laser pulses on nonlinear optical Rayleigh particles, Photon. Res. 6, 138-143 (2018).
- [44] A.V. Krasavin et al. Generalization of the optical theorem: experimental proof for radially polarized beams. Light Sci Appl 7, 36 (2018).