

INVARIANCE, ENCODINGS, AND GENERALIZATION: LEARNING IDENTITY EFFECTS WITH NEURAL NETWORKS *

S. BRUGIAPAGLIA[†], M. LIU[†], AND P. TUPPER[‡]

Abstract. Often in language and other areas of cognition, whether two components of an object are identical or not determines if it is well formed. We call such constraints *identity effects*. When developing a system to learn well-formedness from examples, it is easy enough to build in an identify effect. But can identity effects be learned from the data without explicit guidance? We provide a framework in which we can rigorously prove that algorithms satisfying simple criteria cannot make the correct inference. We then show that a broad class of learning algorithms including deep feedforward neural networks trained via gradient-based algorithms (such as stochastic gradient descent or the Adam method) satisfy our criteria, dependent on the encoding of inputs. In some broader circumstances we are able to provide adversarial examples that the network necessarily classifies incorrectly. Finally, we demonstrate our theory with computational experiments in which we explore the effect of different input encodings on the ability of algorithms to generalize to novel inputs.

Key words. neural networks, encodings, identity effects, adversarial examples

AMS subject classifications. 68Q25, 68R10, 68U05

1. Introduction. Imagine that subjects in an experiment are told that the words AA, GG, LL, and MM are good, and the words AG, LM, GL, and MA are bad. If they are then asked whether YY and YZ are good or bad, most will immediately say that YY is good and YZ is bad. Humans will immediately note that the difference between the two sets of words is that the two letters are identical in the good words, and different in the second. The fact that Y and Z do not appear in the training data does not prevent them from making this judgement with novel words.

However, many machine learning algorithms would not make this same inference given the training set. Depending on how inputs are provided to the algorithm and the training procedure used, the algorithm may conclude that since neither Y nor Z appears in the training data, it is impossible to distinguish two inputs containing them.

The ability or inability of neural networks to generalize learning outside of the training set has been controversial for many years. In the book [13], Marcus has made strong claims in support of the inability of neural networks and other algorithms that do not instantiate variables to truly learn identity effects and other algebraic rules. The explosion of interest in deep neural networks since that book has not truly changed the landscape of the disagreement; see [14, 1] for a more recent discussion. Here we hope to shed some light on the controversy by considering a single instance of an algebraic rule, specifically an identity effect, and providing a rigorous framework in which the ability of an algorithm to generalize it outside the training set can be studied.

In our framework, we consider mappings that transform the set of inputs, and consider whether particular learning algorithms are invariant to these transformations, in a sense which we will define. We show that if both the learning algorithm and the training set are invariant to a transformation, then the predictor learned by the learning algorithm is also invariant to the transformation, meaning that it will assess inputs before and after transformation as equally well formed. We apply our results to the learning of identity effects. We define a mapping

* This work was funded by Natural Sciences and Engineering Research Council (Canada) Discovery Grants and by the Faculty of Arts and Science of Concordia University. A significantly abbreviated version of this work appeared in the Proceedings of the 42nd Annual Conference of the Cognitive Science Society 2020.

[†]Department of Mathematics and Statistics, Concordia University, Montréal, QC (si-mone.brugiapaglia@concordia.ca, matthew.liu@mail.concordia.ca).

[‡]Department of Mathematics, Simon Fraser University, Burnaby, BC (pft3@sfu.ca).

that, in the example above, leaves the training data unchanged, but swaps the inputs YY and YZ , and so any learning algorithm that is invariant to that map cannot distinguish between these two inputs. We then show that a broad class of algorithms, including deep feedforward neural networks trained via stochastic gradient descent, are invariant to the same map for some commonly used encodings. Furthermore, for other encodings we show how to create an adversarial example to “trick” the network into giving the wrong judgment for an input. Finally, we show with computational experiments how this dependence on encoding plays out in practice. In our example we will see that one-hot encoding (also known as localist encoding) leads to a learner that is unable to generalize outside the training set, whereas distributed encoding allows partial generalization outside the training set.

In Section 2 we provide the framework for our theory and prove the main result: Rating Impossibility for Invariant Learners. In Section 3 we apply our theory to the case of identity effects of the type in our motivating example. We then show that the conditions of the theorem comprising our main result are satisfied for a broad class of algorithms including neural networks trained via stochastic gradient descent and with appropriate encodings. For other encodings we show how to create adversarial examples for which the network will give the wrong answer even for inputs whose two components are identical. Then in Section 4 we demonstrate the theory with numerical experiments. We examine the ability of learning algorithms to generalize the identity effect with the task in the opening of our paper, first with pairs of letter and abstract encodings, and then with pairs of numbers where each number is represented by distinct hand-drawn digits from the MNIST data set [11].

2. Main results. Suppose we are training an algorithm to assign ratings to inputs. Often the ratings will just be 0 or 1, like in the case of a binary classifier, but they also can be a numerical score. Let W be the set of all possible inputs w . Our learning algorithm is trained on a set of data D consisting of a list of input-output pairs (w, r) where $w \in W$ and $r \in \mathbb{R}$. Let \mathcal{D} be the set of all possible data sets with inputs from W . (In the motivating example introduced in the opening paragraph, W is the set of all possible two-letter words.)

Typically, in machine learning there is a training algorithm (such as stochastic gradient descent) which takes as input a training data set D and outputs a set of parameters p , defining a model f . We formalize this with a map \mathcal{A} as

$$p = \mathcal{A}(D).$$

Note that the training algorithm might involve randomized operations, such as random parameter initialization; in this case, the set of parameters p is a random variable. For the moment, let us assume \mathcal{A} to be deterministic. When we want to give a rating to a novel input w , we plug it into our model f using the parameters p , i.e.

$$r = f(p, w).$$

In the case of artificial neural networks, this operation corresponds to a forward propagation of w through the trained network.

Though in practice determining p is done separately from computing the rating of w (especially since one usually wants multiple w to be evaluated), for our purposes we can combine them into one function. We define the learning algorithm as a map $L: \mathcal{D} \times W \rightarrow \mathbb{R}$ given by

$$L(D, w) = f(\mathcal{A}(D), w).$$

We want to be able to show that a given algorithm is not able to distinguish between two inputs not in D . More formally, we want our conclusion to be of the form

$$L(D, w_1) = L(D, w_2),$$

for two inputs w_1, w_2 in W , but not in D , when L and D have some particular structure.

The relation between w_1 and w_2 will be defined with the help of a function $\tau: W \rightarrow W$ that takes $w \in W$ and gives $\tau(w) \in W$. For example, if W is a set of words, τ might reverse the order of the letters. If W is a set of images, τ might perform a mirror reflection. In the case of a data set D , we define $\tau(D)$ as the data set obtained by replacing every instance of (w, r) in D with $(\tau(w), r)$.

Our main result follows.

THEOREM 1 (Rating impossibility for invariant learners). *Let $L: \mathcal{D} \times W \rightarrow \mathbb{R}$ be a learning algorithm, $D \in \mathcal{D}$ a data set, $w \in W$ an input, and $\tau: W \rightarrow W$ a transformation of W . Assume that the following two conditions hold:*

1. $L(\tau(D), \tau(w)) = L(D, w)$ (*invariance of the algorithm*);
2. $\tau(D) = D$ (*invariance of the data*).

Then, $L(D, \tau(w)) = L(D, w)$.

Proof.

$$L(D, \tau(w)) = L(\tau(D), \tau(w)) = L(D, w).$$

□

The first condition in the theorem, *invariance of the algorithm*, we will show to be true of some learning procedures for all D and w , though the result only requires it for the D and w of interest. The second condition, *invariance of the data*, we expect to hold only for certain particular data sets, and, in particular, the richer the data set, the fewer transformations τ it will be invariant to. Under these two conditions, the theorem states that the algorithm will not give different ratings to w and $\tau(w)$ when trained on D .

Here is a simple example of how this theorem works. Suppose W consists of two-letter words and τ is a transformation that reverses the order of the two letters. Suppose L is a learning algorithm that is invariant to τ , which is a fairly reasonable assumption, unless we explicitly build into our algorithm reason to treat either letter differently. Suppose D is a training set where all the words in it are just the same letter twice, so that $\tau(D) = D$. Then the theorem states that the learning algorithm trained on D will give the same result for w and $\tau(w)$ for all words w . So the algorithm will give the same rating to xy and yx for all letters x and y . This is not surprising: if the algorithm has no information about words xy where $x \neq y$, then why would it treat xy and yx differently?

Up until now, we have let our set of inputs W be any set of objects. But in practice, our inputs will always be encoded as vectors. We use w to denote both the input and its encoded vector. We will also consider maps τ that are implemented by linear transformations when working with encoded vectors. We denote the linear transformation that implements τ by \mathcal{T} . As an example, consider the situation in the previous paragraph. We assume that each letter in the alphabet has some encoding as a vector of length n and each two-letter word can be encoded by concatenating the two corresponding vectors for the letter together to get a vector of length $2n$. Then the map τ that switches the order of the letter is implemented by a $2n \times 2n$ permutation matrix \mathcal{T} that swaps the first n entries of a vector with the last n entries.

In Section 3 we will show how to apply the theorem to identity effects, and in particular to our motivating example.

2.1. Which learning algorithms are invariant?. Using Theorem 1 requires that we actually establish invariance of our algorithm for the relevant transformation when inputs are encoded in a particular way. Here we establish invariance for some classes of transformation τ and for some popular machine learning frameworks and encodings. We assume that our learning algorithm works by using a model for the data in which there are parameters. The parameters are then fit by minimizing a loss function on training data.

2.1.1. No regularization. We suppose our model for the data $D = \{(w_i, r_i)\}_{i=1}^n$ is given by $r = f(B, Cw)$ where C is a matrix containing the coefficients multiplying w and B incorporates all other parameters including any constant term added to Cw (e.g., the first bias vector in the case of artificial neural networks). The key point is that the parameters C and the input w only enter into the model through Cw .

This at first might seem restrictive, but in fact most neural network models use this structure: input vectors are multiplied by a matrix of parameters before being processed further. For example, suppose we are training a three-layer feedforward neural network whose output r is given by

$$r = \sigma_3(W_3 \sigma_2(W_2 \sigma_1(W_1 w + b_1) + b_2) + b_3),$$

where W_1, W_2, W_3 are weight matrices, b_1, b_2, b_3 are bias vectors, and $\sigma_1, \sigma_2, \sigma_3$ are nonlinear activations (e.g., ReLU or sigmoid functions). In this case, we can let $C = W_1$ and $B = (W_2, W_3, b_1, b_2, b_3)$ to show that it fits into the required form.

Now suppose we select B and C by optimizing some loss function

$$(2.1) \quad F(B, C) = \mathcal{L}(f(B, Cw_i), r_i, i = 1 \dots n).$$

For example, $F(B, C) = \sum_{i=1}^n (r_i - f(B, Cw_i))^2$ when the mean squared error is used as a loss function. Moreover, assume that the loss function is minimized by a unique set of values. In the following theorem, under these conditions we obtain invariance of the algorithm (condition 1. of Theorem 1) for any transformation τ that is linear and invertible.

THEOREM 2. *Suppose that a learning algorithm L evaluates inputs according to*

$$L(D, w) = f(\hat{B}, \hat{C}w)$$

where \hat{B}, \hat{C} are the unique values of B and C that minimize the loss function (2.1) Then, for any D and w , L is invariant to any τ that is a linear invertible transformation:

$$L(\tau(D), \tau(w)) = L(D, w).$$

Proof. Since τ is linear and invertible it can be expressed as $\tau(w) = \mathcal{T}w$, for some invertible matrix \mathcal{T} . If we apply \mathcal{T} to the words w_i in the data set and perform optimization again, we get new parameters B' and C' . But note that $C'(\mathcal{T}w_i) = (C'\mathcal{T})w_i$. So the optimum is obtained by letting

$$C'\mathcal{T} = \hat{C},$$

or $C' = \hat{C}\mathcal{T}^{-1}$, and $B' = \hat{B}$. We then obtain

$$L(\tau(D), \tau(w)) = f(B', C'\mathcal{T}w) = f(B, \hat{C}w) = L(D, w),$$

as required. □

2.1.2. Regularization. So far we have considered a loss function where the parameters C that we are fitting only enter through the model f in the form Cw_i . But, more generally, we may consider the sum of a loss function and a regularization term:

$$(2.2) \quad F(B, C) = \mathcal{L}(f(B, Cw_i), r_i, i = 1 \dots n) + \lambda \mathcal{R}(B, C),$$

where $\lambda \geq 0$ is a tuning parameter, and suppose B and C are obtained by minimizing this objective function.

THEOREM 3. Suppose that a learning algorithm L evaluates inputs according to

$$L(D, w) = f(\hat{B}, \hat{C}w)$$

where \hat{B}, \hat{C} are the unique values of B and C that minimize the loss function (2.2). Suppose τ is a linear invertible transformation with $\tau(w) = \mathcal{T}w$ for some matrix \mathcal{T} , and that the regularization term satisfies $\mathcal{R}(B, C\mathcal{T}) = \mathcal{R}(B, C)$. Then, for any D and w , L is invariant to τ :

$$L(\tau(D), \tau(w)) = L(D, w).$$

Proof. The proof goes through exactly as in Theorem 2, because of the condition $\mathcal{R}(B, C\mathcal{T}) = \mathcal{R}(B, C)$. \square

This invites the question: for a given choice of regularization, which linear transformations τ will satisfy the conditions of the theorem? The only condition involving the regularization term is $\mathcal{R}(B, C\mathcal{T}) = \mathcal{R}(B, C)$. So, if \mathcal{R} has the form

$$\mathcal{R}(B, C) = \mathcal{R}_1(B) + \|C\|_F^2,$$

where $\|\cdot\|_F$ is the Frobenius norm (also known as ℓ^2 regularization) and where $\mathcal{R}_1(B)$ is a generic regularization term for B , then any transformation τ represented by an orthogonal matrix \mathcal{T} will lead to a learning algorithm that is invariant to τ . In fact, $\|C\mathcal{T}\|_F = \|C\|_F$ for any orthogonal matrix \mathcal{T} . If we use ℓ^1 regularization for C , corresponding to

$$\mathcal{R}(B, C) = \mathcal{R}_1(B) + \|C\|_1,$$

where $\|\cdot\|_1$ is the sum of the absolute values of the entries of C , the algorithm will not be invariant to all orthogonal transformations. However, it will be invariant to transformations τ that are implemented by a signed permutation matrix \mathcal{T} . As we will discuss in Section 3.1, this will be the case in our motivating example with one-hot encoding.

2.1.3. Stochasticity and gradient-based training. Up to this point, we have assumed that our classifier is trained deterministically by finding the unique global minimizer of an objective function. In practice, an iterative procedure is used to find values of the parameters that make the loss function small, but even a local minimum may not be obtained. For neural networks, which are our focus here, a standard training method is stochastic gradient descent (SGD) (see, e.g., [7, Chapter 8]). Parameters are determined by randomly or deterministically generating initial values and then using gradient descent to find values that sufficiently minimize the loss function. Rather than the gradient of the whole loss function, gradients are computed based on a randomly chosen batch of training examples at each iteration. So stochasticity enters both in the initialization of parameters and in the subset of the data that is used for training in each step of the algorithm. Here we show that our results of the previous subsections extend to SGD with these extra considerations; in the Supplemental Information we consider the case of the Adam method [10].

Let D be our complete data set with entries (w, r) and suppose our goal is to find parameters B, C that minimize

$$F(B, C) = \mathcal{L}(f(B, Cw), r | (w, r) \in D) + \lambda(\mathcal{R}_1(B) + \|C\|_F^2),$$

so that we can use $L(D, w) = f(B, Cw)$ as our classifier. In order to apply SGD, we will assume the function F to be differentiable with respect to B and C . We let $\lambda \geq 0$, so that our discussion includes the case of no regularization. For subsets E of the data D let us define F_E

to be F but where the loss function is computed only with data in E . In SGD we randomly initialize the parameters B_0 and C_0 , and then take a series of steps

$$B_{i+1} = B_i - \theta_i \frac{\partial F_{D_i}}{\partial B}(B_i, C_i), \quad C_{i+1} = C_i - \theta_i \frac{\partial F_{D_i}}{\partial C}(B_i, C_i),$$

for $i = 0, 1, \dots, k-1$ where we have a predetermined sequence of step sizes $\{\theta_i\}_{i=1}^{k-1}$, and D_i are a randomly selected subsets (usually referred to as ‘‘batches’’ or ‘‘minibatches’’) of the full data set D for each i . We assume that the D_i are selected independently of all previous values of (B_i, C_i) . For each i , (B_i, C_i) are random variables, and therefore the output of the learning algorithm $L(D, w) = f(B_k, C_k w)$ is a random variable. We want to show for certain transformations τ that $L(D, w)$ and the same distribution as $L(\tau(D), \tau(w))$, i.e. $L(D, w) \stackrel{d}{=} L(\tau(D), \tau(w))$.

We randomly initialize the parameters C as $C = C_0$, such that C_0 and $C_0 \mathcal{T}$ have the same distribution. This happens, for example, when the entries of C_0 are identically and independently distributed according to a normal distribution $\mathcal{N}(0, \sigma^2)$. (Note that this scenario includes the deterministic initialization $C_0 = 0$, corresponding to $\mathcal{N}(0, 0)$). We also initialize $B = B_0$ in some randomized or deterministic way independently of C_0 .

Now, what happens if we apply the *same* training strategy using the transformed data set $\tau(D)$? We denote the generated parameter sequence with this training data $\{(B'_i, C'_i)\}_{i=1}^k$. In the proof of the following theorem we show that the sequence $(B'_i, C'_i \mathcal{T})$ has the same distribution as (B_i, C_i) for all i . Then, if we use (B_k, C_k) as the parameters in our model we obtain

$$L(\tau(D), \tau(w)) = f(B'_k, C'_k \mathcal{T} w),$$

which has the same distribution as $f(B_k, C_k w) = L(D, w)$, establishing invariance of the learning algorithm to τ . The full statement of our results is as follows.

THEOREM 4. *Let τ be a linear transformation with orthogonal matrix \mathcal{T} . Suppose SGD, as described above, is used to determine parameters (B_k, C_k) with the objective function*

$$F(B, C) = \mathcal{L}(f(B, C w_i), r_i, i = 1, \dots, n) + \lambda(\mathcal{R}_1(B) + \|C\|_F^2),$$

for some $\lambda \geq 0$ and assume F to be differentiable with respect to B and C . Suppose the random initialization of the parameters B and C are independent and that the initial distribution of C is invariant with respect to right-multiplication by \mathcal{T} .

Then, the learner L defined by $L(D, w) = f(B, C w)$ satisfies $L(D, w) \stackrel{d}{=} L(\tau(D), \tau(w))$.

Proof. Let $(B'_0, C'_0) \stackrel{d}{=} (B_0, C_0)$ and let (B'_i, C'_i) , $i = 1, \dots, k$ be the sequence of parameters generated by SGD with the transformed data $\tau(D)$. Each step of the algorithm uses a transformed subset of the data $\tau(D_i)$. By hypothesis, $(B_0, C_0) \stackrel{d}{=} (B'_0, C'_0 \mathcal{T})$. We will show that $(B_i, C_i) \stackrel{d}{=} (B'_i, C'_i \mathcal{T})$ for all i . Using induction, let us suppose they are identical for a given i , and then show they are also identical for $i+1$.

First let's note that because F_{D_i} only depends on the input words w and C through expressions of the form Cw and thanks to the form of the regularization term $\mathcal{R}_1(B) + \|C\|_F^2$ we have that $F_{\tau(D_i)}(B, C) = F_{D_i}(B, C \mathcal{T})$. So

$$\begin{aligned} \frac{\partial F_{\tau(D_i)}}{\partial B}(B, C) &= \frac{\partial F_{D_i}}{\partial B}(B, C \mathcal{T}), \\ \frac{\partial F_{\tau(D_i)}}{\partial C}(B, C) &= \frac{\partial F_{D_i}}{\partial C}(B, C \mathcal{T}) \mathcal{T}^T. \end{aligned}$$

With these results we have

$$\begin{aligned} B'_{i+1} &= B'_i - \theta_i \frac{\partial F_{\tau(D_i)}}{\partial B}(B'_i, C'_i), \\ &= B'_i - \theta_i \frac{\partial F_{D_i}}{\partial B}(B'_i, C'_i, \mathcal{S}), \\ &\stackrel{d}{=} B_i - \theta_i \frac{\partial F_{D_i}}{\partial B}(B_i, C_i) = B_{i+1}, \end{aligned}$$

where we used the inductive hypothesis in the last line.

For C'_{i+1} we have

$$\begin{aligned} C'_{i+1} &= C'_i - \theta_i \frac{\partial F_{\tau(D_i)}}{\partial C}(B'_i, C'_i), \\ &= C'_i - \theta_i \frac{\partial F_{D_i}}{\partial C}(B'_i, C'_i, \mathcal{S}) \mathcal{S}^T, \\ &\stackrel{d}{=} C_i \mathcal{S}^{-1} - \theta_i \frac{\partial F_{D_i}}{\partial C}(B_i, C_i) \mathcal{S}^T = C_{i+1} \mathcal{S}^{-1}, \end{aligned}$$

where we have used the fact that \mathcal{S} is an orthogonal matrix. This establishes $C_{i+1} \stackrel{d}{=} C'_{i+1} \mathcal{S}$.

Now we have that $(B_i, C_i) \stackrel{d}{=} (B'_i, C'_i, \mathcal{S})$ and so

$$L(\tau D, \tau w) = f(B'_k, C'_k, \mathcal{S} w) \stackrel{d}{=} f(B_k, C_k w). \quad \square$$

3. Application to Identity Effects.

3.1. Impossibility of correct ratings for some encodings. We now discuss how to apply our results to our actual motivating example, i.e. learning an identity effect. Again, suppose words in W consist of ordered pairs of capital letters from the English alphabet. Suppose our training set D consists of, as in our opening paragraph, a collection of two-letter words none of which contain the letters Y or Z. The ratings of the words in D are 1 if the two letters match and 0 if they don't. To apply Theorem 1, let τ be defined by

$$\tau(xY) = xZ, \quad \tau(xZ) = xY, \quad \tau(xy) = xy,$$

for all letters x and y with $y \neq Y, Z$. So τ usually does nothing to a word, but if the second letter is a Y, it changes it to a Z, and if the second letter is a Z, it changes it to a Y. Note that since our training set D contains neither the letters Y nor Z, then $\tau(D) = D$, as all the words in D satisfy $\tau(w) = w$.

According to Theorem 1, to show that $L(D, YY) = L(D, YZ)$, and therefore that the learning algorithm is not able to generalize the identity effect correctly outside the training set, we just need to show that

$$L(\tau(D), \tau(w)) = L(D, w),$$

for our D and $w = YY$. In fact, Theorem 3 shows that this identity is true for all D and w for certain algorithms and encodings of the inputs. A key point is how words are encoded, which then determines the structure of the matrix \mathcal{S} , and therefore which results from the previous section are applicable. We will obtain different results for the invariance of a learning algorithm depending on the properties of \mathcal{S} .

First, suppose that letters are encoded using *one-hot* encoding; in this case that means that each letter is represented by a 26-bit vector with a 1 in the space for the corresponding

letter and zeros elsewhere. Letting \mathbf{e}_i be the i th standard basis vector then gives that A is encoded by \mathbf{e}_1 , B encoded by \mathbf{e}_2 , etc. Each input word is then encoded by a 52-bit vector consisting of the two corresponding standard basis vectors concatenated. With this encoding the transformation τ then just switches the last two entries of the input vector, and so the transformation matrix \mathcal{T} is a permutation matrix. This gives the strongest possible results in our theory: we can apply Theorem 3 with either ℓ_1 or ℓ_2 regularization and obtain invariance of the algorithm. Likewise, Theorem 4 shows that classifiers trained with stochastic gradient descent and ℓ_2 regularization are also invariant to τ . These results in turn allow us to use Theorem 1 to show that such learning algorithms are unable to distinguish between the inputs YY and YZ, and therefore cannot learn identity effects from the data given. We confirm these results with numerical simulation in the next section.

Second, suppose instead that letters are encoded as orthonormal vectors of length 26, with the i th letter encoded as \mathbf{x}_i . Then in this case the transformation τ switches the last two coefficients of the second letter vector when expanded in this orthonormal basis. So τ is an orthogonal transformation (in fact a reflection) and \mathcal{T} is an orthogonal matrix, though not a permutation matrix in general. Theorem 3 then implies that we have invariance of the learner with the ℓ_2 regularization, but not with ℓ_1 regularization. Theorem 4 shows that we have invariance of the learner with SGD with ℓ_2 regularization (or no regularization at all, if we set the parameter $\lambda = 0$). This will be confirmed when we use an orthogonal Haar basis encoding of letters in the next section.

Finally, suppose that letters are encoded using arbitrary linearly independent vectors in \mathbb{R}^{26} . Then we have no results available with regularization, though Theorem 2 shows we have invariance of the learner if we don't use regularization and we are able to obtain the unique global minimum of the loss function. However, we now show that we can create adversarial examples if we are allowed to use inputs that consist of concatenation of vectors that do not correspond to letters.

3.2. Adversarial examples for general encodings. An adversarial example is an input concocted in order to “fool” a machine learning system; it is an input that a human respondent would classify one way, but the machine learner classifies in another way that we deem incorrect [5, 8, 19]. One way to view the results of the previous subsection is that we show, in certain circumstances, adversarial example for learners trained to learn the identity effect. Given a training set with no words containing Y or Z, the learner gives the same rating to YY and YZ, and so at least one of them has an incorrect rating and is therefore an adversarial example. The example we provided have the appealing feature that the inputs still consist of encodings of two-letter words, but it depends on particular encodings of the letters. However, if we are allowed to input any vectors to the learner, we can find adversarial examples for more general situations.

We suppose that the 26 letters are encoded by vectors \mathbf{x}_i , $i = 1, \dots, 26$ of length $m \geq 26$, and that two-letter words are encoded as vectors of length $2m$ by concatenating these vectors. Let $X = \text{Span}(\{\mathbf{x}_i\}_{i=1}^{26})$. Select two orthogonal vectors $\boldsymbol{\alpha}, \boldsymbol{\beta}$ from the orthogonal complement to X in \mathbb{R}^m . Note that $\boldsymbol{\alpha}$ and $\boldsymbol{\beta}$ will likely not encode any letter. Let T be any orthogonal transformation on \mathbb{R}^m that is the identity on X and satisfies $T(\boldsymbol{\alpha}) = \boldsymbol{\beta}$, $T(\boldsymbol{\beta}) = \boldsymbol{\alpha}$. Let τ be the transformation on words that leaves the first letter unchanged but applies T to the second letter. Since the words in D are encoded by the concatenation of vectors in X , we have $\tau(D) = D$. Since τ is an orthogonal transformation Theorems 3 and 4 apply with ℓ_2 regularization. So the learners described in those theorems satisfy invariance with respect to τ .

This gives us a way to construct adversarial examples, with no special requirements on the encodings of the letters. We define the words $w_1 = (\boldsymbol{\alpha}, \boldsymbol{\alpha})$ and $w_2 = (\boldsymbol{\alpha}, \boldsymbol{\beta})$. Since

$\tau(w_1) = w_2$, Theorem 1 tells us that $L(D, w_1) = L(D, w_2)$. So the learner is not able to correctly distinguish whether a word is a concatenation of two strings or not. Arguably, the learner is not able to generalize outside the training set, but it could be objected that such inputs are invalid as examples, since they do not consist of concatenations of encodings of letters.

4. Numerical Experiments. With the aim of numerically validating our theoretical findings, we consider two different experimental settings corresponding to two different identity effect problems of increasing complexity. In the first experimental setting, we consider the problem of identifying whether a two-letter word is composed by identical letters or not, introduced in the opening paragraph of the paper. In the second setting, we study the problem of learning whether a pair of grey-scale images represent a two-digit number formed by identical digits or not. In both settings, we consider learning algorithms based on different NN architectures and training algorithms.

After providing the technical specifications of the NN learners employed (Section 4.1), we describe the two experimental settings and present the corresponding results in Sections 4.2 (Alphabet) and 4.3 (Handwritten digits). Our results can be reproduced using the code in the GitHub repository <https://github.com/mattjliu/Identity-Effects-Experiments>.

4.1. Learning algorithms for the identify effect problem. We consider two types of neural network (NN) learning algorithms for the identity effect problem: multilayer feed-forward (NN) trained using stochastic gradient descent (SGD), and long-short term memory (LSTM) NNs [9] trained use the Adam method [10]. Both NN learners have been implemented in Keras [3]. Feedforward NNs were already used in the context of identity effects in [20] and LSTM NNs were considered for learning reduplication effects in [17, 18]. In the following, we assume the encoding vectors for the characters (either letters or numbers) to have dimension n . In particular, $n = 26$ for the Alphabet example (Section 4.2) and $n = 10$ for the handwritten digit example (Section 4.3). We describe the two network architectures in detail:

Feedforward NNs. The NN architecture has an input layer with dimension $2n$, i.e. twice the length of an encoding vector ($n = 26$ or $n = 10$ in our experiments). We consider models with 1, 2 and 3 hidden layers with 256 units each, as in [20]. A ReLU activation is used for all hidden layers. The final layer has a single output unit. A sigmoid activation is used in the last layer. For the training, all weights and biases are randomly initialized according to the random Gaussian distribution $\mathcal{N}(\mu, \sigma^2)$ with $\mu = 0$ and $\sigma^2 = 0.0025$. We train the models by minimizing the binary cross-entropy loss function via backpropagation and SGD with a learning rate $l = 0.025$. The batch size is set to 72 (i.e., the number of training samples per epoch) and the number of training epochs is 5000. Note that this learning algorithm satisfies the assumptions of our theoretical framework.

LSTM NNs. The LSTM (Long-short Term Memory) architecture considered has the following specifications. The input layer has shape $(2, n)$ where 2 represents the sequence length and n represents the dimension of an encoding vector ($n = 26$ or $n = 10$ in our experiments). We consider models with 1, 2 and 3 LSTM layers of 32 units each. tanh activation is used for the forward step and sigmoid activation is used for the recurrent step. Dropout is applied to all LSTM layers with a dropout probability of 75%. The output layer has a single output unit, where sigmoid activation is used. We train the LSTM models by minimizing the binary cross-entropy loss function via backpropagation using the Adam optimizer [10] with the following hyperparameters: $\gamma = 0.01$, $\beta_1 = 0.9$ and $\beta_2 = 1$. The kernel weights matrix, used for the linear transformation of the inputs, as well as all biases, are initialized using the random Gaussian distribution $\mathcal{N}(\mu, \sigma^2)$ with $\mu = 0$ and $\sigma^2 = 0.0025$. The recurrent kernel weights matrix, used for the linear transformation of the recurrent state, is initialized to an

orthogonal matrix (this is the default in Keras). The batch size is set to 72 (the number of training samples per epoch) the number of training epochs is 1000.

4.2. Experimental setting I: Alphabet. In the first experiment, we consider the problem of identifying if a two-letter word is composed of two identical letters or not. The same problem has also been studied in [20]. However, here we will consider different NN architectures and training algorithms (see Section 4.1).

Task and data sets. Let the vocabulary W be the set of all two-letter words composed with any possible letters from A to Z. Let W_1 denote the set of all grammatically correct words (i.e. AA, BB, ..., ZZ) and let W_0 denote the set of all other possible words (which in turn are grammatically incorrect). Given a word $w \in W$, the task is to identify whether it belongs to W_1 or not. We assign ratings 1 to words in W_1 and 0 to words in W_0 . Let D^{train} denote the training data set, which consists of the 24 labelled words AA, BB, CC, ..., XX from W_1 along with 48 uniformly sampled words from W_0 without replacement. The learners are first trained on D^{train} and then tested on the test set D^{test} consisting of the words AA, xy, YY, ZZ, YZ, ZY, EY and SZ, where xy is the first word from D^{train} such that $xy \in W_0$ (note that there is nothing special about the choice of the letters E and S in the last two test words; they were randomly chosen).

Encodings. We represent each word as the concatenation of the encodings of its two letters, and so the representation of the words is determined by the representation of the letters. All letter representations used have a fixed length of $n = 26$ (chosen due to the 26 letters that make up our vocabulary W). We consider the following three encodings:

1. *One-hot encoding.* This encoding simply assigns a single nonzero bit for each character. Namely, the letters A to Z are encoded using the standard basis vectors $\mathbf{e}_1, \dots, \mathbf{e}_{26} \in \mathbb{R}^{26}$, where \mathbf{e}_i has a 1 in position i and 0's elsewhere.
2. *Haar encoding.* The letters are encoded with the rows of a random 26×26 matrix sampled from the orthogonal group $O(26)$ via the Haar distribution (see, e.g., [16]). With this strategy, the encoding vectors form an orthonormal set.
3. *Distributed encoding.* Each letter is represented by a random combination of 26 bits. In a j -active bits binary encoding, only j random bits are set to 1 and the remaining $26 - j$ bits are equal to 0. In our experiments, we set $j = 3$. Moreover, every combination of bits is ensured to correspond to only one letter.

In the context of our experiments, all random encodings are randomly re-generated for each trial. Note that for each encoding the matrix \mathcal{F} associated with the the map τ has different properties. For the one-hot encoding, \mathcal{F} is a permutation matrix (and hence orthogonal) that just switches the last two entries of a vector. For the Haar encoding, \mathcal{F} is an orthogonal mat Finally, for the 3-active bit binary, \mathcal{F} does not have any special algebraic properties (recall the discussion in Section 3.1).

Randomization strategy. We repeat each experiment 40 times for each learner. For each trial, we randomly generate a new training data set D^{train} . In the test set D^{test} , the only random word is xy, chosen from D^{train} . New encodings are also randomly generated for each trial (with the exception of the one-hot case, which remains constant). The same random seed is set once at the beginning of each learner's experiment (not during the 40 individual experiments). Therefore, the same sequence of 40 random data sets is used for every encoding and every learner.

We now discuss the results obtained using the feedforward and LSTM NN learners described in Section 4.1.

4.2.1. Results for feedforward NNs (Alphabet). Ratings obtained using SGD-trained feedforward NNs for the Alphabet experiment are shown in Figure 4.1. The bars represent the average rating over all 40 trials and the segments represent the corresponding standard

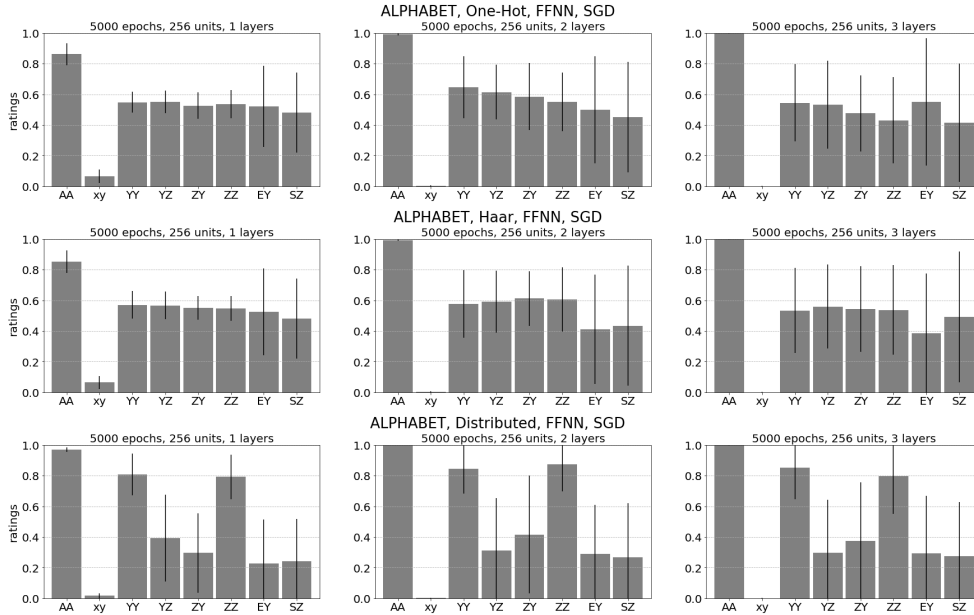


FIG. 4.1. (Alphabet) Ratings produced by SGD-trained feedforward NNs of increasing depth using different encodings. From top to bottom: One-hot encoding, Haar encoding, and distributed encoding. From left to right: 1, 2, and 3 hidden layers. Recall that xy denotes the first word from the randomly generated training set D^{train} such that $xy \in W_0$. The first two bars correspond to words in the training set. The last six bars correspond to words not used in the training phase and hence measure the ability of the model to generalize outside the training set.

deviation. These results show that feedforward NNs trained via SGD are able to partially generalize to novel inputs only for one of the three encodings considered, namely the distributed encoding (bottom row). We can see this from the fact that these learners assign higher ratings to novel stimuli YY and ZZ than to novel stimuli YZ, ZY. The networks trained using the one-hot and Haar encodings (top and middle rows) show no discernible pattern, indicating a complete inability to generalize the identity effects outside the training set. These results follow after all networks are observed to learn the training examples all but perfectly (as evidenced by the high ratings for column AA and low ratings for column xy) with the exception of the 1 layer cases. For reference, we observe similar results in [2] when using the Adam optimizer.

In Figure 4.2, we further compare the three encodings by plotting the test loss as a function of the training epoch. Lines represent the mean test loss and shaded areas represent the standard deviation over 40 trials. We see that the mean test loss for the distributed encoding (solid red line) is consistently below the other two lines, corresponding to the one-hot and the Haar encodings (the same pattern also appears with the shaded regions).

4.2.2. Results for LSTM NNs (Alphabet). Figure 4.3 shows ratings produced by Adam-trained LSTM NNs of increasing depth and using different encodings. The trend observed is similar to the one in the one obtained using SGD-trained feedforward NNs, with some key differences. In fact, we see a partial ability of these learners to generalize the identity effect outside the training set using the distributed encoding (bottom row) and a complete inability to do so when the one-hot and the Haar encodings are employed (top and middle rows). We note, however, that the pattern suggesting partial ability to generalize in the distributed case

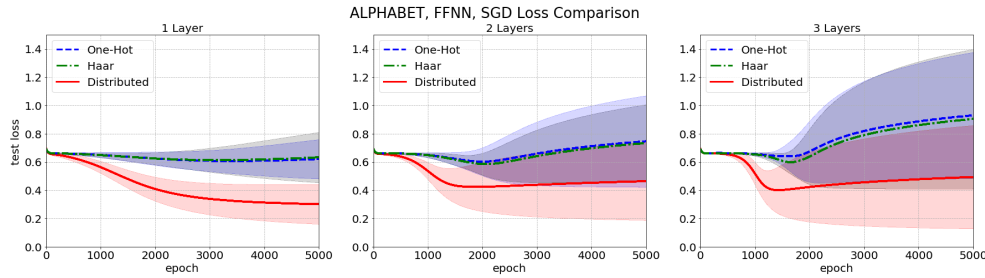


FIG. 4.2. (Alphabet) Plot of the test loss (binary cross entropy) as a function of the training epoch for feed-forward NNs of increasing depth, using different encodings. From left to right: 1, 2, and 3 hidden layers. Lines and shaded regions represent mean and standard deviation of the test loss across 40 random trials.

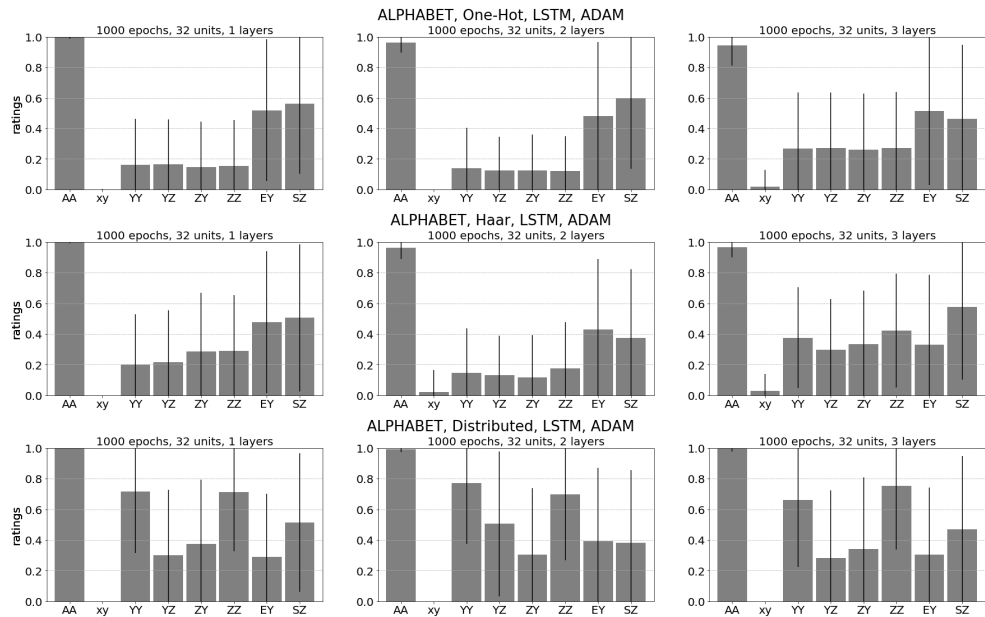


FIG. 4.3. (Alphabet) Same bar plots as in Figure 4.1 for Adam-trained LSTM NNs.

is much less pronounced than in the feedforward case. Furthermore, the learning algorithms seems to promote ratings closer to 0 in the one-hot and the Haar cases with respect to the feedforward case, where ratings assigned to words in the test set are closer to 0.5.

Figure 4.4 shows the mean test loss as a function of the training epoch for different encodings. We can now observe that only in the 1 layer case the distributed mean loss curve (solid red line) lies consistently below the other curves. This seems to suggest that the depth of the LSTM negatively impacts the model’s ability to generalize.

4.3. Experimental setting II: Handwritten digits. The identity effect problem considered in the second experimental setting is similar to that of the Alphabet experiment (Section 4.2), but we consider pairs handwritten digits instead of characters. Given two images of handwritten digits, we would like to train a model to identify whether they belong to the same

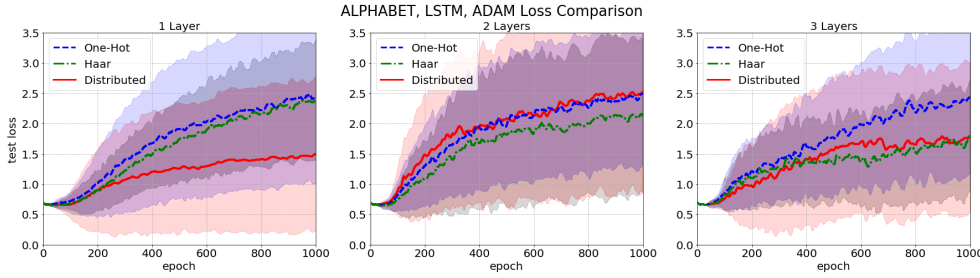


FIG. 4.4. (Alphabet) Same plot as in Figure 4.2 for LSTM NNs.

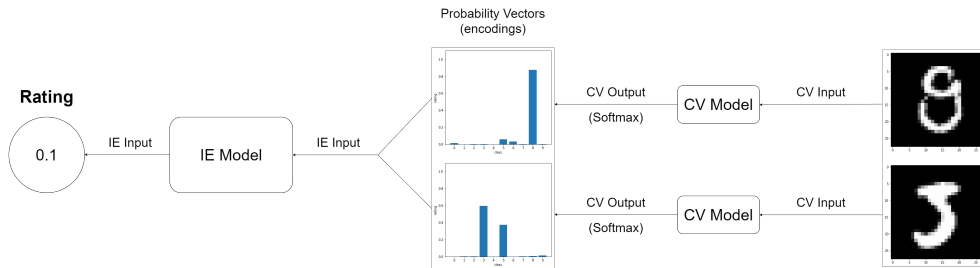


FIG. 4.5. (Handwritten digits) Diagram of the learning model used in the handwritten digits experiment. The model is obtained by concatenating a computer vision (CV) model and an identity effect (IE) model. From right to left: The model takes a pair of images as input (right); then, the CV model classifies them or, equivalently, encodes them as two 10-dimensional probability vectors (center); finally, the IE model assigns a rating from 0 to 1 to the pair of probability (or encoding) vectors to identify whether the images represent identical digits or not (left).

class (i.e., whether they represent the same abstract digit $0, 1, \dots, 9$) or not, in other words, if they are “identical” or not. Therefore, being an identical pair is equivalent to identifying if a 2-digit number is palindromic. Images of handwritten digits are taken from the popular MNIST data set [11].

4.3.1. Learning algorithm: Computer vision and identity effect models. We propose to solve the problem by concatenating and combining two distinct models: one for the image classification task, which entails the use of a computer vision model and another for the identity effects part, whose purpose is to identify if two digits belong to the same class or not.

The *Computer Vision (CV)* model takes as input a given 28×28 grey scale image from the MNIST data set. The output is a 10-dimensional vector (for each of the 10 MNIST classes) produced by a final softmax prediction layer. As such, the main purpose of the CV models is to encode an MNIST image into a 10-dimensional probability vector. This encoding can be thought of as the one-hot encoding corrupted by additive noise. The *Identify Effect (IE)* model takes a 20-dimensional vector (i.e., the concatenation of two 10-dimensional vectors output by the CV model) and returns a single value (the rating) predicting whether or not the pair is identical. Figure 4.5 illustrates the how the CV and IE models are combined in the handwritten digits setting. One of the main objectives of this experiments is to understand the interplay between the training of the CV and the IE model.

We now describe the architectures and the training algorithms considered for the CV and the IE models.

CV model specifications. We use the official Keras “Simple MNIST convnet” model [4], formed by the following components: (i) A 2D convolutional layer with 32 filters (output dimension of 32). The kernel size is 3×3 with a stride of 1×1 . This is applied on an input of $28 \times 28 \times 1$, which gives an output of $26 \times 26 \times 32$. ReLU activation is used. (ii) A 2D convolutional layer with 64 filters. The kernel size is 3×3 with a stride of 1×1 . This gives an output of $24 \times 24 \times 64$. ReLU activation is used. (iii) A 2D max pooling layer (max filter) with a pool size of 2×2 (halving on both axis). Output size of $12 \times 12 \times 64$. Dropout is applied to this layer with a probability of 0.25. (iv) The previous output is flattened into a single 9216 dimension layer and feed into a 128 unit layer. ReLU activation is used and dropout is applied to this layer with a probability of 0.5. (v) A final 10-dimensional softmax output layer. We train the CV model by minimizing the categorical cross-entropy loss function via backpropagation and the Adadelta optimizer [21] with $lr = 0.001$ and $\rho = 0.95$. Kernel weights are initialized using the Glorot uniform initializer [6]. Biases are initialized to 0. The batch size is set to 128.

IE model specifications. The IE models are feedforward and LSTM NNs like those described in Section 4.1, with $n = 10$ (encoding vectors have length 10). Moreover, we use the Adam optimizer instead of SGD to train the feedforward NNs with the following hyperparameters: $\gamma = 0.01$, $\beta_1 = 0.9$ and $\beta_2 = 1$. The batch size is also changed to 2400 (the size of the training set). This modification was made to speed up simulations thanks to the faster convergence of Adam with respect to SGD. Using SGD leads to similar results.

4.3.2. Construction of the training and test sets. The standard MNIST data set contains a training set of 60,000 labelled examples and a test set of 10,000 labelled examples. Let us denote them as

$$D_{\text{MNIST}}^{\text{train}} = \{(X_i, d_i)\}_{i=1}^{60000}, \quad D_{\text{MNIST}}^{\text{test}} = \{(Y_i, e_i)\}_{i=1}^{10000},$$

where, for every i , $X_i, Y_i \in \mathbb{R}^{28 \times 28}$ are grey-scale images of handwritten digits, with labels $d_i, e_i \in \{0, \dots, 9\}$, respectively. The CV model is trained on the MNIST training set $D_{\text{MNIST}}^{\text{train}}$. Given a trained CV model, we consider the corresponding *CV model encoding*

$$(4.1) \quad \mathcal{E}_{\text{CV}} : \mathbb{R}^{28 \times 28} \rightarrow [0, 1]^{10}.$$

For any image $X \in \mathbb{R}^{28 \times 28}$, the map \mathcal{E}_{CV} returns a 10-dimensional probability vector $p = \mathcal{E}_{\text{CV}}(X) \in [0, 1]^{10}$ obtained by applying the softmax function to the output generated by the CV model from the input X (recall Section 4.3.1 about the CV model architecture see and Figure 4.5 for a visual intuition).

For the IE model, we define the training and test sets as follows:

$$D_{\text{IE}}^{\text{train}} = \{(\mathcal{E}_{\text{CV}}(\tilde{X}_i^1), \mathcal{E}_{\text{CV}}(\tilde{X}_i^2)), r_i\}_{i=1}^{2400}, \quad D_{\text{IE}}^{\text{test}} = \{(\mathcal{E}_{\text{CV}}(\tilde{Y}_i^1), \mathcal{E}_{\text{CV}}(\tilde{Y}_i^2)), s_i\}_{i=1}^{10},$$

where the images $\tilde{X}_i^k, \tilde{Y}_i^k \in \mathbb{R}^{28 \times 28}$ are randomly sampled from the MNIST test set $D_{\text{MNIST}}^{\text{test}}$ according to a procedure described below. The rating r_i is equal to 1 if the images \tilde{X}_i^1 and \tilde{X}_i^2 correspond to identical digits (according to the initial labelling in the MNIST test set $D_{\text{MNIST}}^{\text{test}}$) and 0 otherwise. The ratings s_i are defined accordingly. The rationale behind the number of training examples ($= 2400$) and test examples ($= 10$) will be explained in a moment. Since the feedforward IE model must evaluate two digits at a time, the two corresponding probability vectors are concatenated to form a 20-dimensional input. In the LSTM case, the two 10-dimensional vectors are fed in as a sequence to the IE model.

Let us provide further details on the construction of $D_{\text{IE}}^{\text{train}}$. Let W be the set of all two-digit numbers formed by digits from 0 to 9. We define the set W_1 as the set of all two-digit numbers formed by identical digits (i.e. 00, 11, \dots , 99) and W_0 as the set of all other possible two-digit numbers. Then, $D_{\text{IE}}^{\text{train}}$ is constructed in two steps:

Step 1. For every digit $n = 0, \dots, 7$, we sample 10 images labelled as n uniformly at random from the MNIST test set $D_{\text{MNIST}}^{\text{test}}$. This leads to 80 random images in total. We call the set formed by these images $D_{\text{MNIST}, \leq 7}^{\text{test}}$. The pairs forming the set $D_{\text{IE}}^{\text{train}}$ are composed by CV model encodings of random pairs of images in $D_{\text{MNIST}, \leq 7}^{\text{test}}$.

Step 2. In order to keep the same ratio between the number of training pairs in W_0 and those in W_1 as in the Alphabet experiment (i.e., a 1 : 2 ratio), we use of all possible identical pairs and only keep 2/7 of all possible nonidentical pairs from $D_{\text{MNIST}, \leq 7}^{\text{test}}$. This yields $8 \cdot 10^2 = 800$ identical pairs (belonging to W_1) and $8 \cdot 7 \cdot 10^2 \cdot 2/7 = 1600$ nonidentical pairs (belonging to W_0), for a total of 2400 pairs of images. The training examples in $D_{\text{IE}}^{\text{train}}$ are the CV model encodings of these 2400 image pairs.

Let us now define the test set $D_{\text{IE}}^{\text{test}}$. First, we choose random images $X, Y, X', Y', 8$, and 9 from $D_{\text{MNIST}}^{\text{test}}$ as follows:

X, Y : Two images of distinct digits from 0 to 7 sampled uniformly at random from the set $D_{\text{MNIST}, \leq 7}^{\text{test}}$ defined in Step 1 above;

X', Y' : Two images of distinct digits from 0 to 7 sampled uniformly at random from $D_{\text{MNIST}}^{\text{test}}$ that do not belong to $D_{\text{MNIST}, \leq 7}^{\text{test}}$;

$8, 9$: Two random images labelled as 8 and 9 from $D_{\text{MNIST}}^{\text{test}}$ (hence, not used in $D_{\text{IE}}^{\text{train}}$ by construction).

The images $X, Y, X', Y', 8$, and 9 are then used to construct ten pairs $(X, X), (X, Y), (X', X'), (X', Y'), (8, 8), (8, 9), (9, 8), (9, 9), (9, 9), (X', 8), (X', 9)$. The CV model encoding of these pairs form the test set $D_{\text{IE}}^{\text{test}}$. In order to simplify the notation, we will omit the brackets and the map \mathcal{E}_{CV} when referring to the elements of $D_{\text{IE}}^{\text{test}}$. For example, the pair $(\mathcal{E}_{\text{CV}}(X'), \mathcal{E}_{\text{CV}}(8))$ will be denoted as $X'8$. Therefore, we have

$$D_{\text{IE}}^{\text{test}} = \{XX, XY, X'X', X'Y', 88, 89, 98, 99, X'8, X'9\}.$$

The first two test pairs XX, XY are used to measure the performance of the IE model inside the training set. The role of the pairs $X'X', X'Y'$ is to assess the ability of the IE model to generalize to new images of previously seen digits (from 0 to 7). Finally, the pairs $88, 89, 98, 99, X'8, X'9$ are used gauge to what extent the IE model can fully generalize outside the training set (both in terms of unseen images and unseen digits).

4.3.3. Training strategies and corresponding encodings. By construction, the CV model encoding \mathcal{E}_{CV} defined in (4.1) depends how the CV model is trained. Moreover, the same is true for the sets $D_{\text{IE}}^{\text{train}}$ and $D_{\text{IE}}^{\text{test}}$ used to train and test the IE model, respectively. Here, we consider two possible scenarios: the undertrained and the optimally-trained case. In the undertrained case, we only train the CV model for 1 epoch. In the optimally-trained case, we train the CV model for 12 epochs, corresponding to the minimum test loss over the 100 epochs considered in our experiment. This is illustrated in Figure 4.6. Recalling that \mathcal{E}_{CV} can be thought of as a perturbation of the one-hot encoding by additive noise, the undertrained scenario corresponds to perturbing the one-hot encoding by a large amount of additive noise. In the optimally-trained scenario, the CV model encoding is closer to the true one-hot encoding.

4.3.4. Results for feedforward NNs (handwritten digits). The results for feedforward NNs with undertrained and optimally-trained CV models are shown in Figure 4.7. Similarly to the the Alphabet experiment, the bar plots correspond to average ratings computed over 40 random trials. The bar plots show that the shallow (1 layer) undertrained CV model learner (top left plot) performs the best (as evidenced by the high ratings for the pairs 88 and 99). We can also observe that using an undertrained CV model (top row) consistently leads to a better ability to generalize outside the training set for the IE model, if compared with the case of

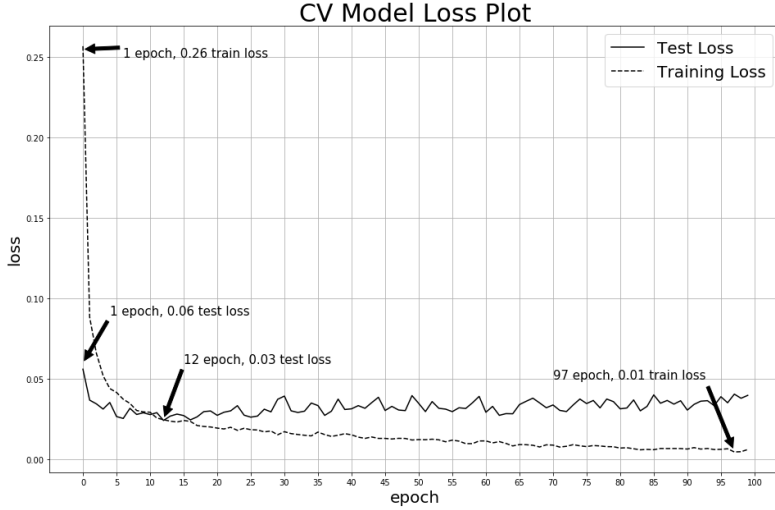


FIG. 4.6. (Handwritten digits) Training and test loss (categorical cross entropy) as a function of the training epoch for the CV model. Arrows indicate the global extrema of the training and test loss over 100 epochs. Different stopping criteria lead to different CV model encodings \mathcal{E}_{CV} defined in (4.1). In turn, this corresponds to perturbed versions of the one-hot encoding by different amounts of additive noise.

an optimally-trained CV model (bottom row). This is especially evident in the 3 layer case (right-most column), where there is only a weakly discernible pattern in the model outputs for the optimally-trained CV model. This observation is aligned with our theoretical results. In fact, in the optimally-trained scenario, the CV model encoding is closer to the one-hot encoding (which, in turn, makes the task of learning an identity effect impossible, due to its orthogonality). The partial generalization effect is due to the fact that the CV model is a perturbation of the one-hot encoding and the additional noise is what makes it possible for the IE model to break the “orthogonality barrier”. We also note that the IE model learns is able to perform extremely well on previously seen digits (from the scores in the first 4 bars of each plot), even if the corresponding images were not used in the training phase.

These observations are by confirmed Figure 4.8, showing the evolution of the test error associated with the IE model as a function of the training epoch. Indeed, the solid curves, representing the undertrained CV model, are consistently below the dashed curves, representing the optimally-trained CV model.

4.3.5. Results for LSTM NNs (handwritten digits). The results for IE models based on LSTM NN architectures are shown in Figure 4.9. From these results, see that the performance of the LSTM models is similar to the feedforward models. It is worth observing that the undertrained CV model (top row) produces high average scores for 88 and 99 in the test set. However, the average scores for all other numbers are also higher. The same holds in the optimally-trained case (bottom row).

Figure 4.10 shows the evolution of the test loss as a function of the training epoch for the IE models. We see again that the solid lines representing the mean test losses for undertrained CV models are consistently below the dashed lines, representing the mean test losses for optimally-trained CV models.

4.3.6. The “jamais vu” and the “déjà vu” scenarios. We conclude by noting that the definitions of D_{IE}^{train} and D_{IE}^{test} considered here correspond to a “jamais vu” (i.e., “never seen”) scenario, where the IE model is trained and tested only on examples that the CV model was

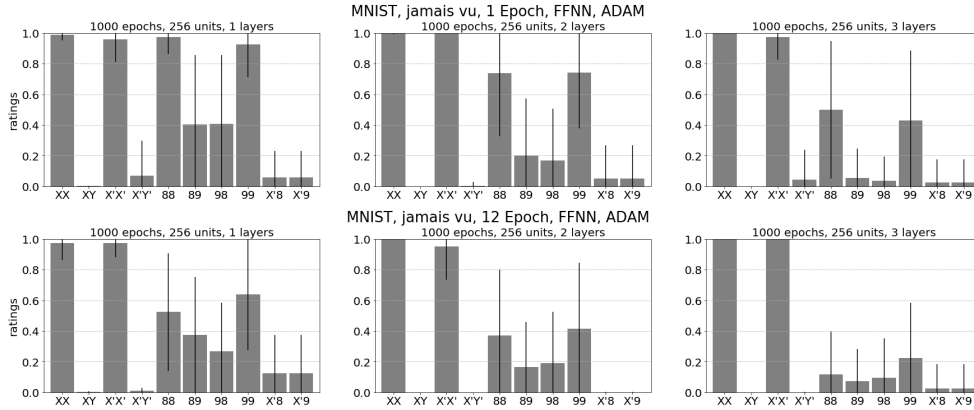


FIG. 4.7. (Handwritten digits) Ratings produced by IE models with feedforward NN architectures of increasing depth for different training levels of the CV model. From top to bottom: Undertrained CV model (1 epoch) and optimally-trained CV model (12 epochs), chosen as in Figure 4.6. The first two bars correspond to image pairs XX and XY used during the IE model training. The third and the fourth bars represent image pairs X'X' and X'Y' not used to train the IE model, but corresponding to digits from 0 to 7 that the IE model was trained on (with different images). The last six bars correspond to numbers and images not used in the IE model training (i.e., where at least one of the digits is an 8 or 9). Therefore, the first two bars measure the performance of the IE model on the training set; the third and the fourth bars represent the ability of the IE model to generalize to unseen images (but already seen digits); the last six bars measure the ability of the model to generalize outside the training set (in terms of both images and digits).

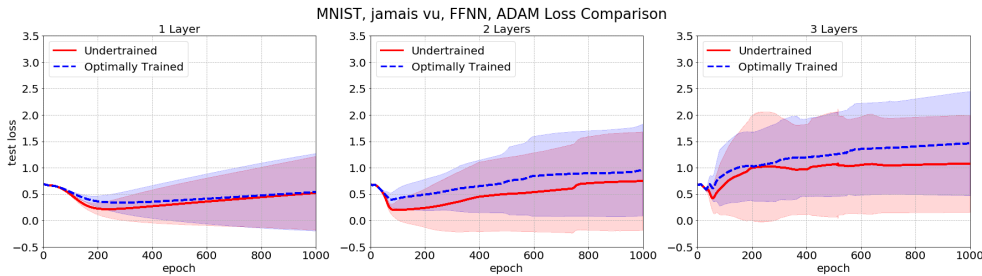


FIG. 4.8. (Handwritten digits) Plot of the test loss (categorical cross entropy) as a function of the training epoch for IE models based on feedforward NN architectures of increasing depth, for different training levels of the CV model (i.e., undertrained and optimally trained). From left to right: 1, 2, and 3 hidden layers. Lines and shaded regions represent mean and standard deviation of the test loss across 40 random trials.

not trained on. It is also possible to consider a “*déjà vu*” (i.e., “already seen”) scenario, where the IE model is trained with digits from the MNIST training set $D_{\text{MNIST}}^{\text{train}}$, already used to train the CV model. In this paper, we only show results for the “*jamais vu*” setting, although we run similar experiments in the “*déjà vu*” case. In the “*déjà vu*” case, the CV model is undertrained at 1 epoch (corresponding to the largest training error in Figure 4.6) and optimally trained at 97 epochs (corresponding to the minimum training error in Figure 4.6). It is possible to see that in the “*déjà vu*” scenario, it is even more difficult for the IE model to learn the identity effect, especially in the optimally-trained case since the CV model encoding is very close to the one-hot encoding. For further details, we refer to our GitHub repository <https://github.com/mattjliu/Identity-Effects-Experiments>.

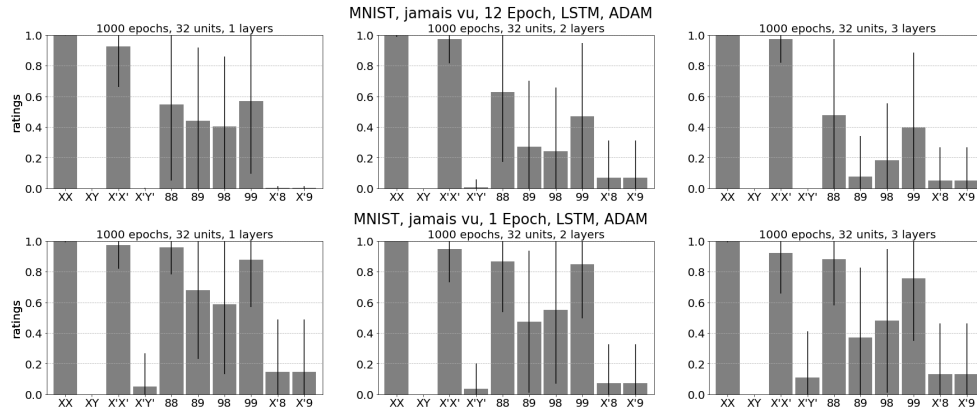


FIG. 4.9. (Handwritten digits) Same bar plots as in Figure 4.7 for IE models based on LSTM NN architectures.

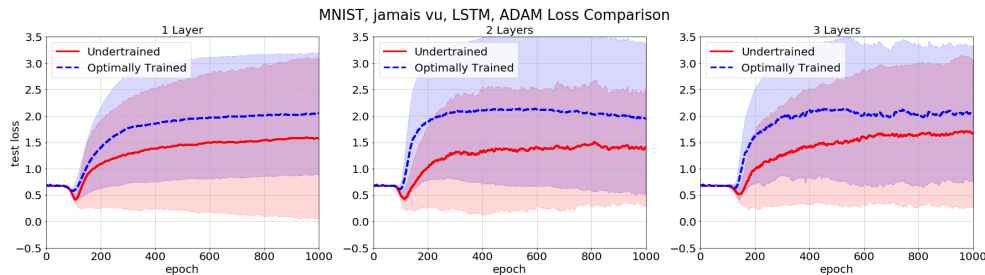


FIG. 4.10. (Handwritten digits) Same plots as in Figure 4.8 for IE models based on LSTM NN architectures.

5. Conclusion. Let us go back to the identity effect problem introduced in the opening paragraph. We see agreement between our theoretical predications, discussed in Section 3, and the numerical experiments of Section 4.2 (Alphabet setting). Our theory predicted that when the encoded letters for different vectors are orthogonal (as they are with one-hot and Haar encodings), then since the transformation τ is an orthogonal transformation, the learner will not be able to distinguish between the inputs YY and YZ . In accordance with predictions, we numerically observed a complete inability of feedforward and LSTM NNs to generalize this type of identity effects outside the training set with these orthogonal encodings regardless of their depth (from 1 to 3) and of the training algorithm employed (SGD or Adam).

Our theory has nothing to say about the case of the 3-bit active encoding, because in that case τ is not orthogonal, and our theorems do not apply. However, in this case we showed the existence of adversarial examples able to “fool” the learning algorithm using encodings that are orthogonal vectors corresponding to letters from A to X. In this case, our numerical experiments showed that even though the network is not able to give the correct answer of 1 for YY and 0 for YZ , and so not be said to learn the generalization perfectly, it does give a higher rating on average to YY than to YZ . We leave it to the reader to decide if this constitutes an exception to the claim that learners need to instantiate variables in order to generalize algebraic rules outside the training set [12].

Our results hew closely to those of [18]; see also [17]. There the authors train a variable-free neural network to perform reduplication, the process where a linguistic element is repeated from the input to the output. Following the experimental work of [12], they trained

the network on many examples of the pattern ABB, where A and B are substituted with syllables. The network is then tested by seeing if it can predict that the third syllable of a string such as “li na ___” should be “na”, even when not exposed to this input before. The authors found that their network could perform partial generalization when the novel inputs included new syllables or new segments, but could not generalize to new feature values. The reason for this is that feature values were encoded in their model via a localist representation, and introducing a new feature value was like expecting the network to learn a function depending on a bit that was always set to zero in the training data, just like the localist representation in our set-up. Since novel segments were composed of multiple novel feature values, this corresponds to our 3-bit active encoding, where apparently learning can be extended imperfectly to new combinations of already seen segments.

Our results and those of [18] continue a theme that is well known in connectionist literature: when representations of novel inputs overlap with representations in training data, networks are able to generalize training to novel inputs. See [15] for a discussion of this point in the context of identity effects.

Finally, in the handwritten digits experiment (Section 4.3), we considered the problem of learning whether a pair of images represents identical digits or not. This setting required the introduction of more complex learning algorithms, obtained by concatenating a Computer Vision (CV) and an Identity Effect (IE) model (see Figure 4.5). In this case, the encoding is given by the probability vectors generated as softmax outputs of the CV model and can be thought of as a one-hot encoding plus additive noise. In accord with our theory, we observed that generalizing the identity effect outside the training set becomes more difficult as the encoding gets closer to the one-hot encoding (i.e., when the noise introduced by undertraining the CV model has smaller magnitude). In fact, our experiments show that undertraining the CV model (as opposed to optimally training it) enhances the ability of the IE model to generalize outside the training set.

Acknowledgments. SB acknowledges the support of NSERC, the Faculty of Arts and Science of Concordia University, and the CRM Applied Math Lab. ML acknowledges the Faculty of Arts and Science of Concordia University for the financial support. PT was supported by an NSERC (Canada) Discovery Grant.

REFERENCES

- [1] V. BOUCHER, *Debate : Yoshua Bengio and Gary Marcus: The best way forward for AI*, <https://montrealartificialintelligence.com/aidebate/>.
- [2] S. BRUGIAPAGLIA, M. LIU, AND P. TUPPER, *Generalizing Outside the Training Set: When Can Neural Networks Learn Identity Effects?*, Proceedings of the 32nd Annual Meeting of the Cognitive Science Society, (2020), <https://arxiv.org/abs/2005.04330>.
- [3] F. CHOLLET, *Keras*, 2015, <https://keras.io>.
- [4] F. CHOLLET, *Simple MNIST convnet (Keras)*, 2020, https://keras.io/examples/vision/mnist_convnet/.
- [5] N. DALVI, P. DOMINGOS, S. SANGHAI, AND D. VERMA, *Adversarial classification*, in Proceedings of the tenth ACM SIGKDD international conference on Knowledge discovery and data mining, 2004, pp. 99–108.
- [6] X. GLOROT AND Y. BENGIO, *Understanding the difficulty of training deep feedforward neural networks*, in AISTATS, 2010.
- [7] I. GOODFELLOW, Y. BENGIO, AND A. COURVILLE, *Deep learning*, MIT press Cambridge, 2016.
- [8] I. J. GOODFELLOW, J. SHLENS, AND C. SZEGEDY, *Explaining and harnessing adversarial examples*, arXiv preprint arXiv:1412.6572, (2014).
- [9] S. HOCHREITER AND J. SCHMIDHUBER, *Long short-term memory*, Neural computation, 9 (1997), pp. 1735–1780.
- [10] D. P. KINGMA AND J. BA, *Adam: A method for stochastic optimization*, arXiv preprint arXiv:1412.6980, (2014).
- [11] Y. LECUN, C. CORTES, AND C. BURGES, *MNIST handwritten digit database*, ATT Labs [Online], 2 (2010),

- <http://yann.lecun.com/exdb/mnist>.
- [12] G. F. MARCUS, *Do infants learn grammar with algebra or statistics? Response*, Science, 284 (1999), pp. 436–437.
 - [13] G. F. MARCUS, *The algebraic mind: Integrating connectionism and cognitive science*, MIT press, 2001.
 - [14] G. F. MARCUS AND E. DAVIS, *Rebooting AI: Building artificial intelligence we can trust*, Vintage, 2019.
 - [15] J. L. MCCLELLAND AND D. C. PLAUT, *Does generalization in infant learning implicate abstract algebra-like rules?*, Trends in Cognitive Sciences, 3 (1999), pp. 166–168.
 - [16] F. MEZZADRI, *How to generate random matrices from the classical compact groups*, Notices of the American Mathematical Society, 54 (2007), pp. 592–604.
 - [17] B. PRICKETT, A. TRAYLOR, AND J. PATER, *Seq2seq models with dropout can learn generalizable reduplication*, in Proceedings of the Fifteenth Workshop on Computational Research in Phonetics, Phonology, and Morphology, 2018, pp. 93–100.
 - [18] B. PRICKETT, A. TRAYLOR, AND J. PATER, *Learning reduplication with a neural network without explicit variables*, 2019, https://works.bepress.com/joe_pater/38/.
 - [19] L. THESING, V. ANTUN, AND A. C. HANSEN, *What do ai algorithms actually learn?-on false structures in deep learning*, arXiv preprint arXiv:1906.01478, (2019).
 - [20] P. TUPPER AND B. SHAHRIARI, *Which Learning Algorithms Can Generalize Identity-Based Rules to Novel Inputs?*, Proceedings of the 28th Annual Meeting of the Cognitive Science Society, (2016).
 - [21] M. D. ZEILER, *ADADELTA: An Adaptive Learning Rate Method*, 2012, <https://arxiv.org/abs/1212.5701>.

Supplementary Materials: Invariance of learning algorithms trained via the Adam method. In these supplementary materials we study the invariance of learning algorithms trained via the Adam method [10] to transformations τ . The setting is analogous to Section 2.1.3 of the main paper, with two main differences: (i) training is performed using the Adam method as opposed to stochastic gradient descent; (ii) the matrix \mathcal{T} associated with the transformation τ is assumed to be a signed permutation matrix as opposed to an orthogonal matrix.

Consider a learning algorithm of the form $L(D, w) = f(B, Cw)$, where D is our complete data set with entries (w, r) and where the parameters (B, C) are computed by approximately minimizing some differentiable (regularized) loss function $F(B, C) = F_D(B, C)$ depending on the data set D (see sections 2.1.2 and 2.1.3 of the main paper). Let $\Theta_i = (B_i, C_i)$, with $i = 0, \dots, k$, be successive approximations obtained using the Adam method, defined by the following three update rules:

$$(5.1) \quad M_{i+1}^{(1)} = \rho_1 M_i^{(1)} + (1 - \rho_1) \frac{\partial F}{\partial \Theta}(\Theta_i), \quad (\text{first moments' update})$$

$$(5.2) \quad M_{i+1}^{(2)} = \rho_2 M_i^{(2)} + (1 - \rho_2) \left(\frac{\partial F}{\partial \Theta}(\Theta_i) \right)^{\odot 2}, \quad (\text{second moments' update})$$

$$(5.3) \quad \Theta_{i+1} = \Theta_i - \theta_i M_{i+1}^{(1)} \ominus (M_{i+1}^{(2)})^{\odot \frac{1}{2}}, \quad (\text{parameters' update})$$

where \odot and \ominus are componentwise (Hadamard) product and division and $A^{\odot k}$ is the componentwise k th power, $0 < \rho_1, \rho_2 < 1$ are tuning parameters, and where $\frac{\partial F}{\partial \Theta} = \left(\frac{\partial F}{\partial B}, \frac{\partial F}{\partial C} \right)$. Moreover, assume $(\theta_i)_{i=0}^{k-1}$ to be a sequence of predetermined step sizes.

Suppose we initialize $C = C_0$ in such a way that C_0 and $C_0 \mathcal{T}$ have the same distribution when \mathcal{T} is a signed permutation. This holds, for example, when the entries of C_0 are identically and independently distributed according to a normal distribution $\mathcal{N}(0, \sigma^2)$. Moreover, we initialize $B = B_0$ in some randomized or deterministic way independently of C_0 . The moments are initialized as $M_0^{(j)} = 0$ for $j = 1, 2$.

To simplify the notation, we assume that at each step of the Adam method gradients are computed without batching, i.e. using the whole training data set at each iteration. We note that our results can be generalized to the case where gradients are stochastically approximated via random batching by arguing as in Section 2.1.3 of the main paper. Moreover, we focus on the case of ℓ^2 regularization, although a similar result holds for ℓ^1 regularization (see Section 2.1.2 of the main paper).

Using ℓ^2 or ℓ^1 regularization on the parameter C , training the model $r = f(B, Cw)$ using the transformed data set $\tau(D)$ corresponds to minimizing the objective function $F_{\tau(D)}(B, C) = F_D(B, C \mathcal{T})$ (see Sections 2.1.2 and 2.1.3 of the main paper). We denote the sequence generated by the Adam algorithm using the transformed data set by $\Theta'_i = (B'_i, C'_i)$, with $i = 0, \dots, k$. Now, using the chain rule

$$(5.4) \quad \begin{aligned} \frac{\partial F_{\tau(D)}}{\partial \Theta}(\Theta'_i) &= \left(\frac{\partial F_{\tau(D)}}{\partial B}(B'_i, C'_i), \frac{\partial F_{\tau(D)}}{\partial C}(B'_i, C'_i) \right) \\ &= \left(\frac{\partial F_D}{\partial B}(B'_i, C'_i \mathcal{T}), \frac{\partial F_D}{\partial C}(B'_i, C'_i \mathcal{T}) \mathcal{T}^T \right). \end{aligned}$$

The goal is now to show that $(B'_i, C'_i \mathcal{T}) \stackrel{d}{=} (B_i, C_i)$ for all $i = 0, \dots, k$ (in the sense of equidistributed random variables), so that

$$L(\tau(D), \tau(w)) = f(B'_k, C'_k \mathcal{T} w) \stackrel{d}{=} f(B_k, C_k w) = L(D, w),$$

implying the invariance of the learning algorithm to the transformation τ corresponding to the matrix \mathcal{T} . This is proved in the following result.

THEOREM 5. *Let τ be a linear transformation represented by a signed permutation matrix \mathcal{T} . Suppose the Adam method, as described above, is used to determine parameters (B_k, C_k) with the objective function*

$$F(B, C) = \mathcal{L}(f(B, Cw_i), r_i, i = 1, \dots, n) + \lambda(\mathcal{R}_1(B) + \|C\|_F^2),$$

for some $\lambda \geq 0$ and assume F to be differentiable with respect to B and C . Suppose the random initialization of the parameters B and C are independent and that the initial distribution of C is invariant with respect to right-multiplication by \mathcal{T} .

Then, the learner L defined by $L(D, w) = f(B, Cw)$ satisfies $L(D, w) \stackrel{d}{=} L(\tau(D), \tau(w))$.

Proof. The proof goes by induction. We would like to show that $(B'_i, C'_i \mathcal{T}) \stackrel{d}{=} (B_i, C_i)$, for all $i = 0, \dots, k$. Let $M_i^{(j)}$ with $i = 1, \dots, k$ and $j = 1, 2$ be the sequences of first and second moments generated by the Adam method using the transformed data set. When $i = 0$, then $(B'_0, C'_0 \mathcal{T}) \stackrel{d}{=} (B_0, C_0)$ by assumption. Let us now assume the claim to be true for all indices less than or equal to i and show its validity for the index $i + 1$.

Using the update rules (5.1)–(5.3), the chain rule (5.4) and the inductive hypothesis $(B'_i, C'_i \mathcal{T}) \stackrel{d}{=} (B_i, C_i)$, a direct computation shows that $B_{i+1} \stackrel{d}{=} B'_{i+1}$.

Proving that $C_{i+1} \stackrel{d}{=} C'_{i+1} \mathcal{T}$ requires more effort. We split $M_i^{(j)} = (M_i^{(j,B)}, M_i^{(j,C)})$ and $M_i^{\prime(j)} = (M_i^{\prime(j,B)}, M_i^{\prime(j,C)})$ for $j = 1, 2$. Assuming that $C_i \stackrel{d}{=} C'_i \mathcal{T}$ by induction and using the update rule (5.3), we see that

$$\begin{aligned} C'_{i+1} \mathcal{T} &= C'_i \mathcal{T} - \theta_i \left(M_{i+1}^{\prime(1,C)} \oplus (M_{i+1}^{\prime(2,C)})^{\odot \frac{1}{2}} \right) \mathcal{T} \\ &\stackrel{d}{=} C_i - \theta_i \left(M_{i+1}^{\prime(1,C)} \oplus (M_{i+1}^{\prime(2,C)})^{\odot \frac{1}{2}} \right) \mathcal{T}. \end{aligned}$$

Hence, a sufficient condition to have $C'_{i+1} \mathcal{T} \stackrel{d}{=} C_{i+1}$ is

$$(5.5) \quad \left(M_{i+1}^{\prime(1,C)} \oplus (M_{i+1}^{\prime(2,C)})^{\odot \frac{1}{2}} \right) \mathcal{T} \stackrel{d}{=} M_{i+1}^{(1,C)} \oplus (M_{i+1}^{(2,C)})^{\odot \frac{1}{2}}.$$

We now prove the identity (5.5) by induction on i . This will in turn prove the theorem.

Proof of (5.5) by induction. When $i = 0$, using the initialization $M_0^{(j)} = M_0^{\prime(j)} = 0$ for $j = 1, 2$, we obtain

$$M_1^{(j,C)} = (1 - \rho_j) \left(\frac{\partial F_D}{\partial C}(B_0, C_0) \right)^{\odot j}, \quad M_1^{\prime(j,C)} = (1 - \rho_j) \left(\frac{\partial F_{\tau(D)}}{\partial C}(B'_0, C'_0) \right)^{\odot j},$$

for $j = 1, 2$. Therefore,

$$\begin{aligned} M_1^{(1,C)} \oplus (M_1^{(2,C)})^{\odot \frac{1}{2}} &= \frac{1 - \rho_1}{\sqrt{1 - \rho_2}} \text{sign} \left(\frac{\partial F_D}{\partial C}(B_0, C_0) \right), \\ M_1^{\prime(1,C)} \oplus (M_1^{\prime(2,C)})^{\odot \frac{1}{2}} &= \frac{1 - \rho_1}{\sqrt{1 - \rho_2}} \text{sign} \left(\frac{\partial F_{\tau(D)}}{\partial C}(B'_0, C'_0) \right), \end{aligned}$$

where $\text{sign}(\cdot)$ is applied componentwise. Applying the chain rule (5.4), and using that $(B'_0, C'_0 \mathcal{T}) \stackrel{d}{=} (B_0, C_0)$ we obtain

$$\begin{aligned} M'_1{}^{(1,C)} \oplus (M'_1{}^{(2,C)})^{\odot \frac{1}{2}} &= \frac{1-\rho_1}{\sqrt{1-\rho_2}} \text{sign} \left(\frac{\partial F_D}{\partial C} (B'_0, C'_0 \mathcal{T}) \mathcal{T}^T \right) \\ &\stackrel{d}{=} \frac{1-\rho_1}{\sqrt{1-\rho_2}} \text{sign} \left(\frac{\partial F_D}{\partial C} (B_0, C_0) \mathcal{T}^T \right). \end{aligned}$$

Consequently, (5.5) holds for $i = 0$ if

$$\text{sign} \left(\frac{\partial F_D}{\partial C} (B_0, C_0) \mathcal{T}^T \right) \mathcal{T} \stackrel{d}{=} \text{sign} \left(\frac{\partial F_D}{\partial C} (B_0, C_0) \right).$$

But this is true since \mathcal{T} is a signed permutation matrix.

It remains to show that (5.5) holds for i assuming that it holds for all indices strictly less than i . To do this, we show that, for all $i = 0, \dots, k$, we have

$$(5.6) \quad M'_i{}^{(1,C)} \stackrel{d}{=} M_i{}^{(1,C)} \mathcal{T}^\top, \quad \text{and} \quad M'_i{}^{(2,C)} \stackrel{d}{=} M_i{}^{(2,C)} |\mathcal{T}^\top|,$$

where the absolute value $|\cdot|$ is applied componentwise.

Proof of (5.6). The two relations in (5.6) hold for $i = 0$ since $M_0^{(j)} = M'_0{}^{(j)} = 0$ for $j = 1, 2$. Then, by induction,

$$\begin{aligned} M'_{i+1}{}^{(1,C)} &= \rho_1 M'_i{}^{(1,C)} + (1-\rho_1) \frac{\partial F_{\tau(D)}}{\partial C} (B'_i, C'_i) \\ &\stackrel{d}{=} \rho_1 M_i{}^{(1,C)} \mathcal{T}^T + (1-\rho_1) \frac{\partial F_D}{\partial C} (B_i, C_i) \mathcal{T}^T \\ &= M_{i+1}{}^{(1,C)} \mathcal{T}^\top. \end{aligned}$$

Similarly,

$$\begin{aligned} M'_{i+1}{}^{(2,C)} &= \rho_1 M'_i{}^{(2,C)} + (1-\rho_1) \left(\frac{\partial F_{\tau(D)}}{\partial C} (B'_i, C'_i) \right)^{\odot 2} \\ &\stackrel{d}{=} \rho_1 M_i{}^{(2,C)} |\mathcal{T}^T| + (1-\rho_1) \left(\frac{\partial F_D}{\partial C} (B_i, C_i) \mathcal{T}^T \right)^{\odot 2} \\ &= \rho_1 M_i{}^{(2,C)} |\mathcal{T}^T| + (1-\rho_1) \left(\frac{\partial F_D}{\partial C} (B_i, C_i) \right)^{\odot 2} |\mathcal{T}^T| \\ &= M_{i+1}{}^{(2,C)} |\mathcal{T}^\top|. \end{aligned}$$

Thus, (5.6) is valid for all $i = 0, \dots, k$.

Conclusion. Finally, using (5.6) and thanks to the identity $((A \mathcal{T}^T) \oplus (B |\mathcal{T}^T|)) \mathcal{T} = A \oplus B$, which is valid since \mathcal{T} is a signed permutation matrix, we see that

$$\begin{aligned} \left(M'_{i+1}{}^{(1,C)} \oplus (M'_{i+1}{}^{(2,C)})^{\odot \frac{1}{2}} \right) \mathcal{T} &\stackrel{d}{=} \left[(M_{i+1}{}^{(1,C)} \mathcal{T}^T) \oplus (M_{i+1}{}^{(2,C)} |\mathcal{T}^T|)^{\odot \frac{1}{2}} \right] \mathcal{T} \\ &= \left[(M_{i+1}{}^{(1,C)} \mathcal{T}^T) \oplus ((M_{i+1}{}^{(2,C)})^{\odot \frac{1}{2}} |\mathcal{T}^T|) \right] \mathcal{T} \\ &= M_{i+1}{}^{(1,C)} \oplus (M_{i+1}{}^{(2,C)})^{\odot \frac{1}{2}}. \end{aligned}$$

This shows (5.5) and concludes the proof of the theorem. \square