

# Social cohesion V.S. task cohesion: An evolutionary game theory study

Xinglong Qu<sup>1,\*</sup>, Shun Kurokawa<sup>2</sup>, The Anh Han<sup>3</sup>

January 19, 2021

<sup>1</sup> The Research Center of Information Technology & Social and Economic Development, Hangzhou Dianzi University, Hangzhou, Zhejiang, China

<sup>2</sup> Graduate School of Arts and Sciences, University of Tokyo, 3-8-1 Komaba Meguro-ku, Tokyo 153-8902, Japan

<sup>3</sup> School of Computing, Engineering and Digital Technologies, Teesside University, Borough Road, Middlesbrough, UK TS1 3BA

\* Corresponding author: Xinglong Qu (quxinglong@amss.ac.cn)

## Abstract

Using methods from evolutionary game theory, this paper investigates the difference between social cohesion and task cohesion in promoting the evolution of cooperation in group interactions. Players engage in public goods games and are allowed to leave their groups if too many defections occur. Both social cohesion and task cohesion may prevent players from leaving. While a higher level of social cohesion increases a player's tolerance towards defections, task cohesion is associated with her group performance in the past. With a higher level of task cohe-

sion, it is more likely that a dissatisfied player will refer to the history and remains in her group if she was satisfied in the past. Our results reveal that social cohesion is detrimental to the evolution of cooperation while task cohesion facilitates it. This is because social cohesion hinders the conditional dissociation mechanism but task cohesion improves the robustness of cooperative groups which are usually vulnerable to mistakes. We also discuss other potential aspects of cohesion and how they can be investigated through our modelling. Overall, our analysis provides novel insights into the relationship between group cohesion and group performance through studying the group dynamics and suggests further application of evolutionary game theory in this area.

**Keywords:** public goods game, cooperation, evolutionary game theory, conditional dissociation, social cohesion, task cohesion

## 1 Introduction

Group cohesion or cohesiveness is one of the oldest and most widely studied factors in the group dynamics literature [Casey-Campbell and Martens, 2009, Mullen and Copper, 1994]. Despite a large body of works showing that group cohesion is positively related to the group performances, such as job satisfaction, psychological well-being, and group efficiency [Beal et al., 2003, Carless and De Paola, 2000, Mullen and Copper, 1994], there are also some controversies [Friedkin, 2004, Dyaram and Kamalanabhan, 2005, Rovio et al., 2009, Khoshsoroor et al., 2019]. That includes groupthink [Janis and Janis, 1982], a conjecture that the effort to reach an agreement may lead to a dysfunctional decision-making outcome. This inconsistency highlights the fact that our understanding of the mechanism of how group cohesion works on the group performance is insufficient [Carron and Brawley, 2000, Casey-Campbell and Martens, 2009, McLeod and Von Treuer, 2013]. Notably, Drescher et al. [2012] even call it a spectacular

embarrassment in group theory and research. While apparently the complex nature of cohesion is a major cause of such conflicting results, there exist other crucial drawbacks in the current literature.

The principal one rests in the inconsistency of the definition and measurement of cohesion among researchers. To make it up, Friedkin [2004] and Casey-Campbell and Martens [2009] suggest scientists to turn focus on what is concrete and its interrelationship with other constructs. One milestone is the distinction between social and task cohesion [Mikalachki and Administration, 1969, Dion and Evans, 1992, Casey-Campbell and Martens, 2009]. The social facet includes relationships within the group, while the task facet includes collective performance, goals, and objectives [Carron et al., 1985, Carron and Brawley, 2000]. In general, it is found that task cohesion is more positively related to group performance than social cohesion [Zaccaro, 1991, Bernthal and Insko, 1993, Mullen and Copper, 1994]. But unfortunately, the explanation for it is in short either.

Another shortage in the conventional studies is the overlook of the dynamic nature of groups [Mathieu et al., 2008, Casey-Campbell and Martens, 2009, Drescher et al., 2012, Mathieu et al., 2015]. In reality, individuals continually join and leave different groups and in the meanwhile interact with each other. However, most of the previous works fail to describe this dynamical process, and more importantly, its influence on peoples' decision-making. Mathieu et al. [2015] contribute one of the most important works which proves positive reciprocal relationships between cohesion and performance over time. They firstly synthesise aforesaid studies that are about the reciprocal influence of group cohesion and performance. Then they apply the so-called structural equation (SEM) method to analyse the results, and justify their model with data collected from a series of business simulations that last over 10 weeks. While SEM is inspiring, scholars are cautious about drawing strong causal inference from it [Mathieu et al.,

2015], and serious scrutiny is required before assuming the framework of the model<sup>1</sup>.

To further reveal the mechanism regarding how cohesion impacts group performance, we take players' decision-making into consideration using an evolutionary game theory model. In the later half of last century, game theory was developed as a fundamental tool to analyze the conflicts and cooperation among human society and other organisms [Aumann, 2019]. However, there are multiple deficiencies lie in the traditional theory of games that centres on the calculation and analysis of equilibrium, such as complexity of the calculation, equilibrium selection, hyperrational agents and so on. These problems motivate social scientists in a variety of areas to turn their eyes on evolutionary game theory [Alexander, 2019]. It assumes the decision makers are short sighted, their action patterns are heuristic, and very limited information is available. Despite the simple rules and assumptions, its effectiveness in explaining the world wasn't overshadowed. Especially when considering large population behavior, simple action rules could generate complex social phenomena which coincide with the institution and social facts [Newton, 2018].

As aforementioned, while the complex nature of cohesion makes it hard to draw an overall conclusion, it is meaningful to focus on the concrete aspects of cohesion and apply different theoretical tools to study it. An important characteristic of cohesion could be drawn from the definition of Festinger [1950] that it is the resultant forces which are acting on the members to stay in a group. That is, the more cohesive a group is, the more likely that its members would stay within it. However, people in reality keep leaving and joining new groups for different reasons. In game theory study, this phenomenon is studied in the model of conditional dissociation, which allows dissatisfied players to break off with their opponents. This mechanism is shown to promote cooperation in the two-person prisoners' dilemma game [Aktipis, 2004, Izquierdo et al., 2010, Qu et al., 2016]. Qu et al. [2019] extend this model to the public goods

---

<sup>1</sup>Mathieu et al. [2015] find only 17 papers that use SEM to study the reciprocal effect of cohesion and performance, which is the most key question in the study of cohesion, not to mention other aspect of cohesion.

game, which is a multi-person game, and also incorporate cohesion into consideration. In the model, if cohesion exists, group members who do not want to leave would be united together, otherwise, all group members become single. Their main finding is that cooperation is better promoted when cohesion exists as it results in a greater chance for cooperators to play with each other, which is usually termed as positive assortativity [Eshel and Cavalli-Sforza, 1982, Doebeli and Hauert, 2005, Fletcher and Doebeli, 2006, 2009].

In this paper, we examine other important aspects of cohesion in influencing group cooperation. In particular, as motivated above and also emphasized by Mathieu et al. [2015], we compare social and task cohesion. Our basic model is in line with Qu et al. [2019] where a well mixed population of players interacting with each other using the one-shot public goods game under conditional dissociation mechanisms. Players' leaving decisions depend on both their own tolerance towards defections and the levels and types of cohesion. Social and task cohesion are inspected separately in the first two settings and synthetically afterwards. When some players are unsatisfied, both types of cohesion may prevent the group from dismissing. More concretely, with social cohesion, players tend to become more tolerant toward defections; while with task cohesion, dissatisfied players become more patient only if their goal was achieved in the past. To be more specific, while social cohesion is described as forces irrelevant to the history of interactions, task cohesion consists in the likelihood that a player might refer to the play history in the last round.

Our model reveals that, social cohesion and task cohesion, defined as above, have opposite effects on the evolution of cooperation where the former one harms it but the latter benefits it. The main reason accounting for the failure of social cohesion and success of task cohesion in our model is that social cohesion counteracts while the latter enhances the positive assortativity effect [Qu et al., 2019]. With either type of cohesion, the dissociation mechanism is hindered and players would stay together longer. So the higher the levels of cohesion are, the less likely

that dissociation happens, which explains the negative effect of social cohesion. However, with task cohesion, players would leave their groups for sure once they are dissatisfied in two continuously rounds. Moreover, since the winning cooperative strategy is intolerant towards defection, it is vulnerable to mistakes. Task cohesion prevents groups from being dismissed by mistakenly defecting, which keeps the cooperative groups play together longer.

This finding partially in line with the vast empirical literature that claim task cohesion is more positively related to group performances than social cohesion [Zaccaro and Lowe, 1988, Zaccaro, 1991, Mullen and Copper, 1994, Chang and Bordia, 2001, Warner et al., 2012, Spink et al., 2014]. Our finding supports the common wisdom that organizations and practitioners should encourage team members to share successful experience more often. Intuitively, this would increase the attraction towards teams or group pride or morale, which according to our analysis, also increases the task cohesion that bonds group members based on shared commitment to achieving goals.

Despite the difference of our results from the classical conclusion about the positive significance of social cohesion, we will highlight other potential aspects of cohesion that may be associated with group performance. When players are less likely to update their strategies, cooperation is higher. In reality, people update their strategies to improve their utilities. High levels of cohesion is usually associated with higher levels of job satisfaction, which thus reduces the possibility they update strategies. As the probability of making mistakes decreases, group cooperation increases. In reality, it is reasonable to conjecture that groups with higher levels of social cohesion would communicate more effectively and accurately and thus make less mistakes, which improves group performances. Another more subtle one may be that social cohesion is related with selection intensity. In evolutionary game theory study, selection intensity is an important element of the evolution dynamics. Rand et al. [2013] find that a moderate level of selection intensity is optimal for the emergence of generosity behavior. In their

experiment, they come up with a sagacious measurements for selection intensity by asking subjects that among those they interact with in daily life, how clear is it which people are more or less successful?. The more clear their answers are, the larger the selection intensity is implied. So cohesion might be important in maintaining a relatively optimal level of selection intensity.

The rest of this paper is organized as follows. We detail our model in Section 2 and present the simulation results in Section 3. We then briefly examine and discuss other potential aspects of cohesion in Section 4. The conclusions are described in Section 5, with some further discussion being followed in Section 6.

## 2 Models

### 2.1 Public goods game

Consider a finite population of individuals who are going to play the following public goods games.  $G$  persons are grouped together with everyone being endowed with 1 unit of personal token. They simultaneously decide whether or not to contribute their personal token to the public wealth which would magnify by  $r(1 < r < G)$  times and be equally shared among all the group members. As the reserved personal token would not increase, the payoff function for a player is defined as:

$$u_i = \frac{r}{G} \cdot \sum_{j=1}^G a_j + (1 - a_i), \quad (1)$$

where  $a_j = 1$  if player  $j$  cooperates by contributing and  $a_j = 0$  if she reserves her personal wealth in which case we say she defects.

## 2.2 Conditional dissociation and strategies

Conditional dissociation mechanism [Izquierdo et al., 2010, Qu et al., 2016, 2019] has proven to be an efficient mechanism to promote the evolution of cooperation. Initially, all players are single players and they are randomly grouped to play the games. After each round of game, if a player feels unsatisfied about her group, under conditional mechanism, she could decide whether or not to stay with her current group opponents. By leaving, both she and her group mates become single and enter the matching pool. All the single players in the pool would be randomly regrouped to play the games in next round of game.

So, for each player  $i$ , her strategy is denoted by a tuple  $(a_i, b_i)$  where  $a_i \in \{0, 1\}$  indicates whether she is a cooperator ( $a_i = 1$ ) or defector ( $a_i = 0$ ) when playing the game, and  $b_i \in \{0, 1, \dots, G - 1\}$  indicates her tolerance towards defections. Denote  $\Sigma = \{0, 1\} \times \{0, 1, \dots, G - 1\}$  as the strategy space for agents. We assume mistakes may happen to each agent randomly with a fixed probability of  $\epsilon$ , that is, a player who intended to cooperate may wrongly defect and a defector may wrongly cooperate. Let  $d_i$  denote the number of defectors observed by player  $i$ . Players are satisfied with their groups and choose to stay within current group only if

$$d_i \leq b_i. \quad (2)$$

A group dissolves if any of its members are dissatisfied and choose to leave. After a group dissolves, all its members, whether satisfied or not in the last round, become single players and enter the matching pool. Players in the matching pool regroup with each other randomly and play in the next round.

In the above model, whenever some players are dissatisfied, their groups dissolve immediately. In this paper, different types of cohesion that prevent the dissolution of groups are investigated.



### 2.3 Social cohesion and task cohesion

We compare two constructs of cohesion, i.e. *social cohesion* and *task cohesion*.

Social cohesion is the attractiveness that players feel about their groups, which is independent of the history of games. To be more specific, for each player  $i$ , her perception of the social cohesion, denoted by  $\xi_i = B(G, p)$ , is a random variable satisfying a Binomial distribution  $p$  indicates the level of social cohesion. A player is satisfied if the number of defections is no more than the sum of her tolerance and her perceived social cohesiveness, that is,

$$d_i \leq \xi_i + b_i. \quad (3)$$

Compared with (2), social cohesion  $\xi_i$  is added to the right side. Apparently, the expected cohesion  $E\xi_i = G \cdot p$  so the higher level of cohesion the more likely that player stays within the group. Here we assume  $\xi_i$  to be random since it is player's perception or feelings which usually are affected by some other external factors and change over time. After each round of play, if a player is dissatisfied in the sense that she observes too many defections than her tolerance and social cohesion, she chooses to leave and all her group members enter the matching pool.

Task cohesion is dependent on how well players achieve their goals while playing together. If a group of players have played together in the last rounds, players may refer to the history of the last round of game. And the level of task cohesion is defined here as the probability that players refer to the history. To be specific, with task cohesion being  $q$ , a dissatisfied player (i.e. when the condition in Eq 2 is violated) would choose to leave the current group with probability  $1 - q$  and would look back on the last round with probability  $q$ . If she was satisfied in the last round, then she would still choose to stay within current group. The higher the task cohesion is, the more likely that player would refer to the history before they make their final decisions about leave or stay. When  $q = 0$ , players do not look back on the history and leave their current

group immediately if they are dissatisfied. When  $q = 1$ , players always refer to the history and stay within the current group unless they are dissatisfied in two consecutive rounds.

In our work, we investigate the role of social cohesion and task cohesion separately in the first two settings and then jointly in the third.

## 2.4 Evolution dynamics

After each round of game, every player updates her strategy with a probability of  $\delta$ . If a player updates her strategy, she would learn the strategy from another player in the population. The learning process is a Moran process [Nowak et al., 2004, Taylor et al., 2004, Szabó and Fath, 2007], which means the probability that one player's strategy is learned by others is  $\frac{f_i}{\sum f_i}$  where  $f_i$  is player's fitness defined as:

$$f_i = u_i^s.$$

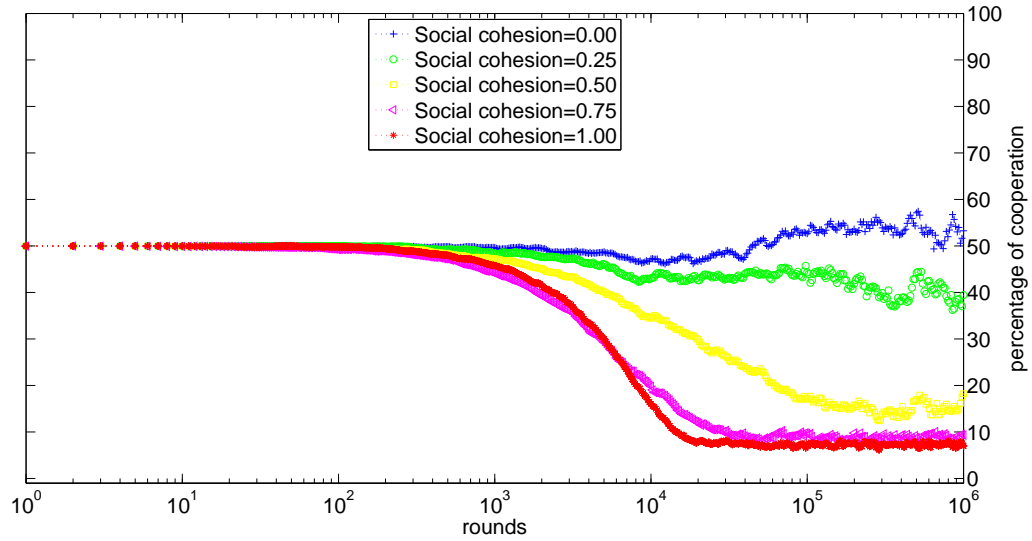
Here  $u_i$  is the player's payoff<sup>2</sup> and  $s$  measures the selection intensity: when  $s = 0$ , the process is just the neutral drift and when  $s \rightarrow \infty$ , it is the best-response dynamics. Meanwhile, mutations may also happen with a fixed probability  $\mu$  to the learner that she would randomly choose a strategy from the strategy set  $\Sigma$  regardless of its performance. The strategy update in each round is simultaneous which means if a player has just updated her strategy and is learned by others, it is her former strategy rather than the new strategy could be learned.

## 3 Results

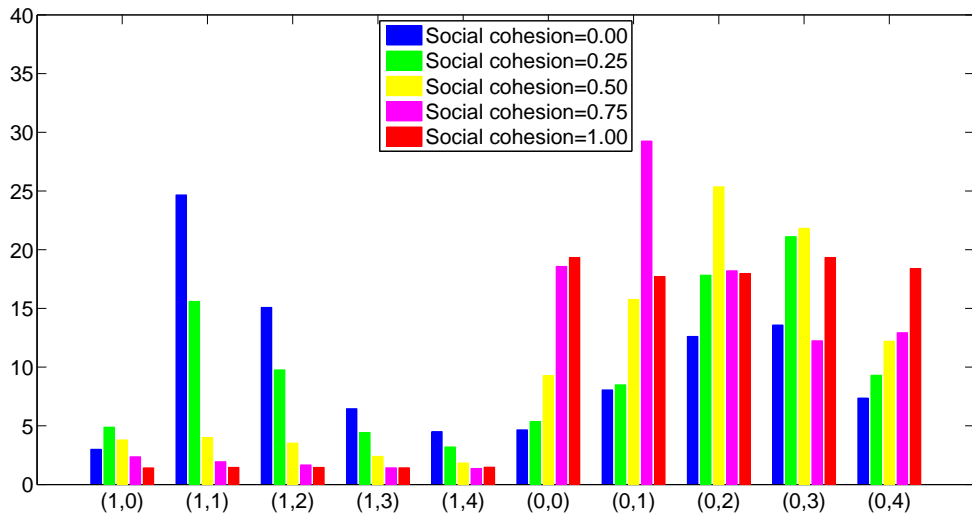
Our main results are derived from computer simulations. We run three series of simulations to compare how social cohesion and task cohesion affect the group cooperation.

---

<sup>2</sup>Payoffs gained in each round are consumed immediately and cannot be accumulated.



(a) Evolution of cooperation



(b) Distribution of strategies

**Figure 1.** The evolution of the percentages of cooperation after  $10^6$  rounds of games for different levels of social cohesion. Mistake=0.01, Group size =5, population  $N = 200$ , mutation rate  $\mu=0.05$ , strategy updating rate  $\delta = 0.001$ ,  $r=3$ , selection intensity  $s = 1$ .

### 3.1 Only social cohesion exists

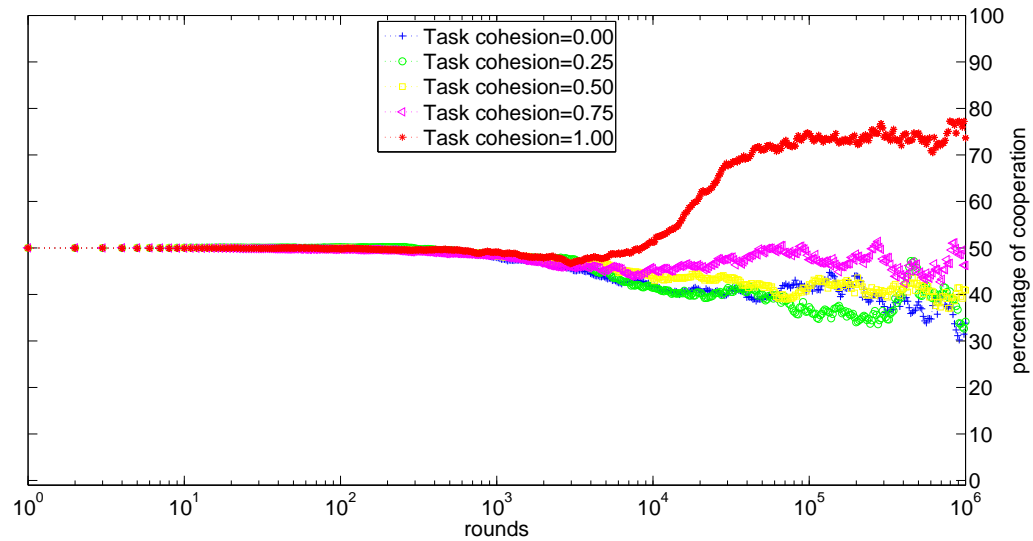
Firstly, we investigate how different levels of social cohesion influence the emergence of cooperation. In this set-up, players' decisions only depend on the current status of play. They leave if their tolerance and the attractiveness of their group are unable to make them satisfied.

As can be seen from Figure 1(a), the stronger social cohesion is, the less cooperation is observed. When social cohesion is fully hypothesized, only about 10 percent of players are cooperators. This verifies that conditional dissociation is beneficial to the evolution of cooperation from another direction but contradicts the general hypothesis that social cohesion is good for group performances. As when social cohesion increases, conditional dissociation mechanism is weakened and thus cooperation declines.

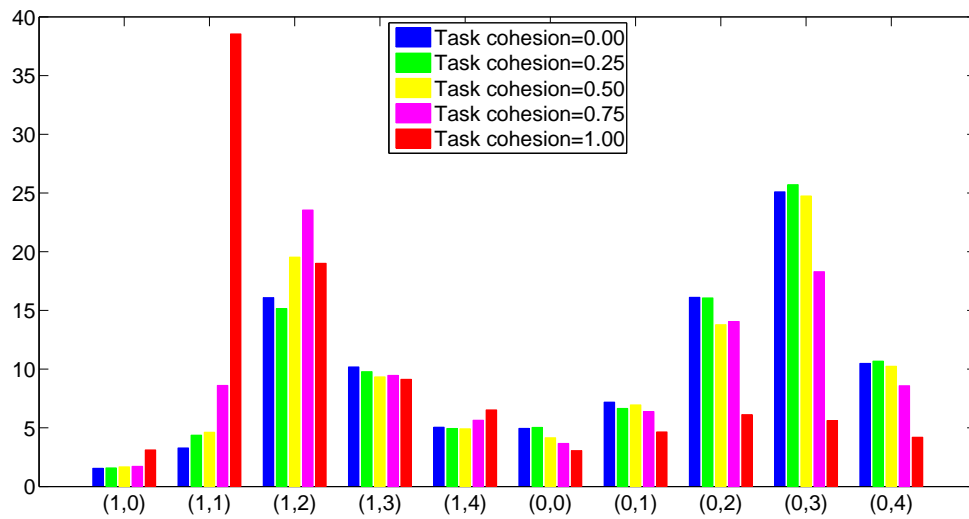
We can see from Figure 1(b) that when cooperation flourishes, the most successful strategy is  $(1, 1)$  and the least tolerant strategy always performs badly. However, as strategies become more tolerant, they perform worse. The strategy distribution is quite different to those observed in [Qu et al., 2019], where the only winning cooperative strategy is the most intolerant one i.e.  $(1, 0)$ . One major difference is that in their model, whenever some players update their strategies, their groups dismiss. Compared with  $(1, 0)$  strategists, players using  $(1, 1)$  settle down more quickly as they could tolerate one more defector. At this point, despite being exploited by the single defector, their payoffs are higher than the average of the whole population and they are more likely learned by other agents, which means they are more successful in the evolution.

### 3.2 Only task cohesion exists

With task cohesion, individuals may make their leaving decisions based on both the current and the previous rounds of play. If they are satisfied in either round, they would stay.



(a) Evolution of cooperation for different task cohesion



(b) Evolution of cooperation for different task cohesion

**Figure 2.** The evolution of the percentages of cooperation after  $10^6$  rounds of games for different levels of task cohesion. Mistake=0.05, Group size =5, population  $N = 200$ , error rate=0.05, strategy updating rate  $\delta = 0.001$ ,  $r=3$ , selection intensity  $s = 1$ .

As can be seen from Figure 2, the effect of task cohesion is indistinguishable when cohesion is smaller than 0.5. However, as task cohesion increases, cooperation increases substantially.

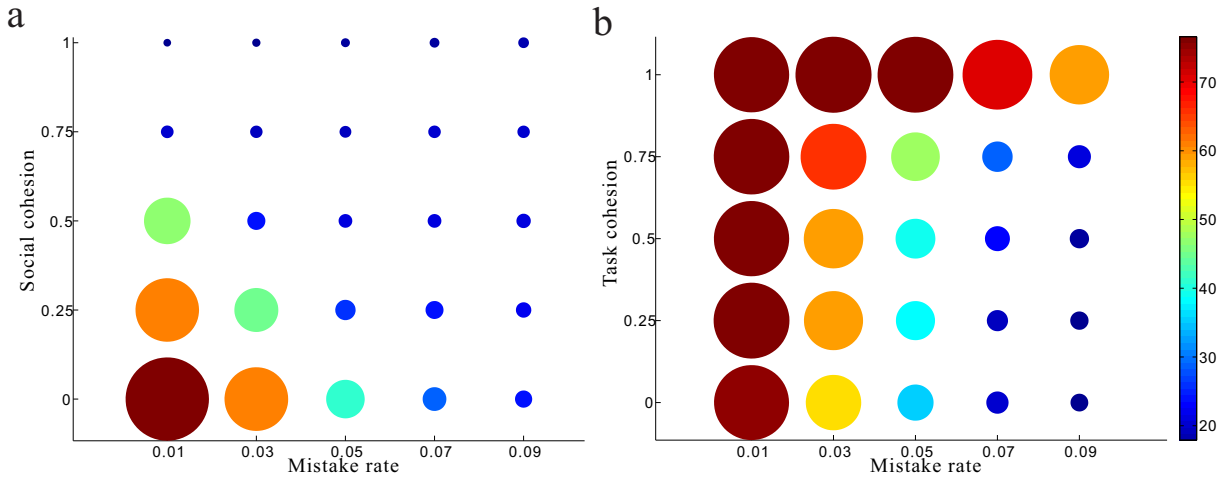
The cooperation level is highest when players always consider the play history in the last round.

The strategy distribution is similar to the situation where only social cohesion exists. When task cohesion is 1, the winning cooperative strategy is also (1, 1). A tiny difference is that, except for (1, 1) that performs better and better as task cohesion increases, all the remaining cooperative strategies perform almost the same in different settings.

Since positive assortativity is the explanation for how dissociation mechanism promotes cooperation, it would be natural to investigate how task cohesion enhances it. In the study of conditional dissociation mechanisms, players are rather impulsive that whenever they feel dissatisfied, they would leave their opponents immediately. Intuitively, when a group of cooperators meet together, they would continue playing together until someone defects by mistake. In our model, with higher levels of task cohesion, players get more discreet before they decide whether to stay within the current group or not. And a pleasant history of play would stop the dissolution of groups. So with higher levels of task cohesion, cooperative groups are less likely to dissolve which means enhanced positive assortativity. In Figure 3, we present the results of evolution for different levels of social cohesion, task cohesion and mistake rates. It can be easily seen that cooperation rates always decrease as mistake rates increase. Both types of cohesion reduce the differences of cooperation rates under low mistake rates and high mistake rates but at different directions. When the mistake rate is low, the effect of increasing task cohesion is rather limited while it is obvious that increasing social cohesion is detrimental to cooperation. When the mistake rate is higher, the advantage of higher level task cohesion becomes more obvious, which suggests that task cohesion is effective in preserving cooperation from mistakes.

### **3.3 Both social and task cohesion exist**

We now combine both types of cohesion and examine whether there is any synergy effect from the combination. In each round of the game, player  $i$  is satisfied if and only if the number of



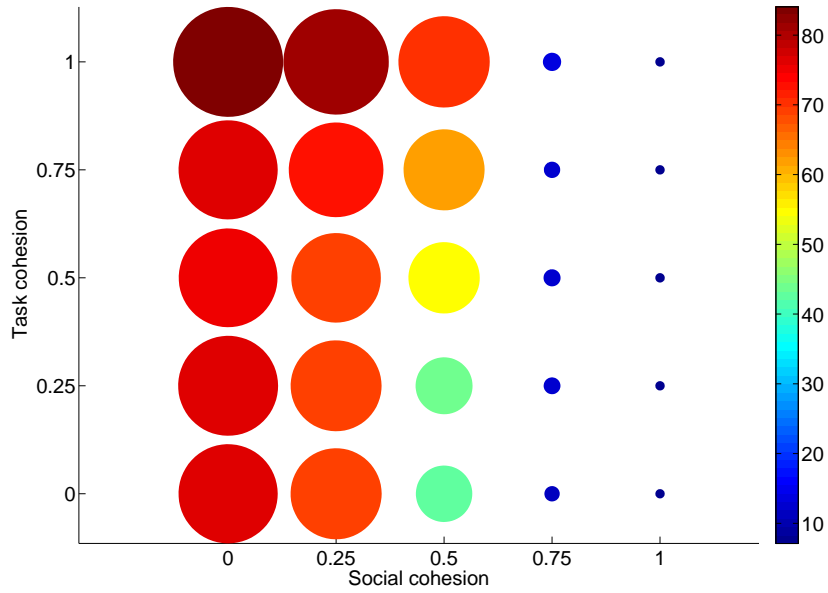
**Figure 3.** The percentage of cooperation after  $10^6$  rounds of simulations with different levels social cohesion, task cohesion and mistake rate. The colors and sizes represent the percentages of cooperation. The more cooperation, the larger the circle filled with the hotter color. Group size =5, population  $N = 200$ , mutation rate  $\mu=0.05$ , strategy updating rate  $\delta = 0.001$ ,  $r=3$ , selection intensity  $s = 1$ .

observed defections  $d_i$ , her tolerance, and the perceived social cohesiveness satisfy equation (3). With task cohesion, every player might also refer to the history to determine whether or not to leave. If a dissatisfied player doesn't refer to the history, or she was also dissatisfied in the last round, she leaves. Otherwise, a player would remain in her group if she is satisfied in current round or she refers to the history and finds herself satisfied in the last round.

Our results suggest the negative effect of social cohesion and positive effect of task cohesion remain when both types of cohesion exist. In Figure 4, we present the outcomes for different levels of social and task cohesion. For any levels of task cohesion, the proportions of cooperation decrease with increasing social cohesion, which indicates the negative effect of social cohesion. On the other hand, if we increase the levels of task cohesion, we observe higher levels of cooperation with higher levels of task cohesion. So task cohesion promotes cooperation whatever levels of social cohesion are.

The different effects for the evolution of cooperation in group interactions from the two

types of cohesion further support the idea to differentiate between them in real-world social and economic contexts.



**Figure 4.** The percentages of cooperation after  $10^6$  rounds of games for different levels of social and task cohesion. Mistake rate=0.01, Group size =5, population  $N = 200$ , mutation rate  $\mu=0.05$ , strategy updating rate  $\delta = 0.001$ ,  $r=3$ , selection intensity  $s = 1$ .



## **4 Potential aspects of cohesion**

While contradicting the common viewpoint that suggests positive relationship between social cohesion and group cooperation, our model sheds light on other potential aspects of cohesion, which could improve group performances but are not involved in the current model.

### **4.1 Strategy updating and mistake rate**

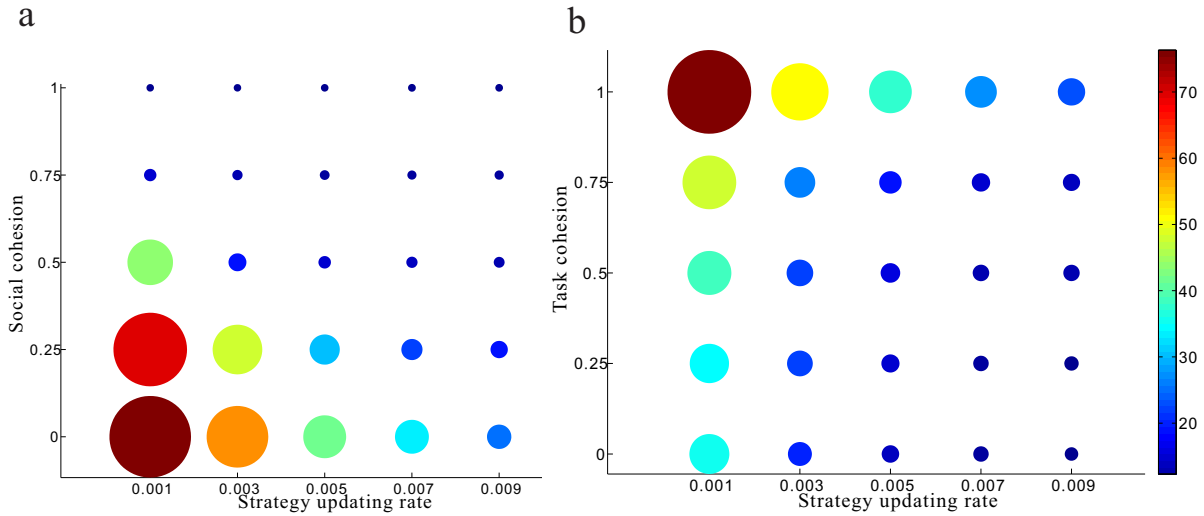
Our model confirms with the classical conclusion that cooperation is more abundant under lower strategy updating rate (Figure 3) and mistake rate (Figure 5).

Cohesion may lead to lower levels of strategy updating rate since it increases individuals' sanctification. In human society, people change their strategies continually for different reasons. The primary one would be to pursue better outcomes so they learn it from more successful ones. With higher levels of group cohesion, players are more easily to be satisfied, so their incentives to pursue better outcomes decline, and update their strategies less.

In reality, everyone makes mistakes but by being more careful, they are less likely to do so. The sense of responsibility has been emphasized by some other studies [Chan et al., 2006, Dickes et al., 2010, Schiefer and van der Noll, 2017] on cohesion. With higher cohesion, players feel more responsible to act carefully, which thus could reduce the probability that individuals make mistakes. As the winning cooperative strategy is also intolerant of defections, less mistakes help them to play together longer and gain more benefits.

### **4.2 Selection intensity**

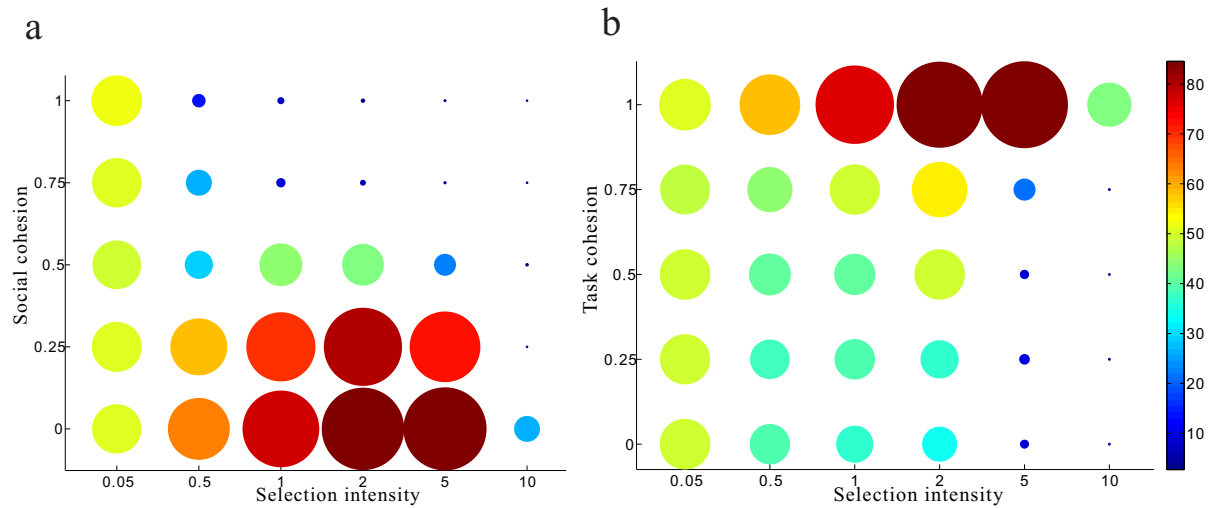
In the study of evolutionary game theory, selection intensity has determinant influence on the outcomes. However, in reality, how it is related to human society or even natural world is not so clear. Rand et al. [2013] measure selection intensity by asking subjects how clear to tell that



**Figure 5.** The percentage of cooperation after  $10^6$  rounds of simulations with different levels social cohesion, task cohesion and strategy updating rate. The colors and sizes represent the percentages of cooperation. The more cooperation, the larger the circle filled with the hotter color. Group size =5, population  $N = 200$ , mutation rate  $\mu=0.05$ , selection intensity  $s = 1$ ,  $r=3$ . The mistake rate is 0.01 in figure a for social cohesion and it is 0.05 in figure b for task cohesion.

someone is more successful. This measurement obviously is related to the social and cultural aspects of our society, which have non-trivial influences on human behavior. Inspired by Rand et al. [2013], our model also suggests that social cohesion may forge a medium level of selection intensity is better for group cooperation.

It is worthwhile to remind that, with tiny selection intensity (say it is being 0.05), the distributions of strategies remain almost unchanged, so we see similar levels of cooperation (near 50%) in all settings in Figure 6. When only a low level of social cohesion exists, cooperation rates firstly increase and then decrease as the selection intensities increase. When a high level of social cohesion exists, cooperation always decreases as selection intensities increase. With medium social cohesion ( $=0.5$ ), if we increase the selection intensities from 0.05 to 0.5, cooperation decreases because it is not favored by evolution. However, we would see a larger proportion of cooperation if selection intensity is 1 or 2. But again cooperation almost vanishes



**Figure 6.** The percentage of cooperation after  $10^6$  rounds of simulations with different levels social cohesion, task cohesion and selection intensity. The colors and sizes represent the percentages of cooperation. The more cooperation, the larger the circle filled with the hotter color. Group size =5, population  $N = 200$ , mutation rate  $\mu=0.05$ , strategy updating rate  $\delta = 0.001$ ,  $r=3$ . The mistake rate is 0.01 in figure a for social cohesion and it is 0.05 in figure b for task cohesion.

under too high selection intensities.

Intuitively, when the selection intensity is too weak, then all the strategies almost make no difference in the evolution so we could not expect high levels of cooperation. When selection intensity is too strong, the lucky defectors whose opponents are all cooperators would get the highest payoffs and gain more success. So medium levels of selection intensity is best for cooperation.

## 5 Conclusion

Cohesion is one of the most widely studied concepts in small-group performance an intra- and intergroup relations [Evans and Dion, 1991, Carron and Brawley, 2000, Chiochio and Essiembre, 2009] as it is essential for teams where people of different talents and background meet

together to collaborate on common tasks. However, due to the complicated and elusive nature, researches have to face the difficulty in defining, measuring, operationalizing, and experimentally manipulating cohesion [Carron and Brawley, 2000]. And it always gives people the feeling of inconsistency when reviewing the literature relevant to cohesion [Rosh et al., 2012]. Obviously, it is hard to unify all the previous definitions and measurements without giving new ones, which in turn only add to the incoherence within this field of study. Friedkin [2004] and Dion [2000] call for emphasis on the solid aspects of cohesion rather than trying to propose new ones, which is more practical and heuristic.

One of the most significant and generally admitted findings in the study of cohesion is the distinction between social and task cohesion, which is referred as a milestone by Evans and Dion [1991]. In general various meta-analyses of existing cohesion studies are in agreement that group performances are more strongly related with task cohesion than social cohesion [Mullen and Copper, 1994, Casey-Campbell and Martens, 2009, Chiochio and Essiembre, 2009, Castano et al., 2013, Grossman et al., 2015]. In these studies, the definitions and measurements of cohesion are usually different among the literature, making it hard to compare which factors are more crucial in the cohesion-performance relation. Salas et al. [2015] conduct a meta-analysis and highlight that further study should give priority to social and task cohesion and incorporate dynamical and temporal factors into study.

Inspired by these suggestions and empirical observations, we compare in this work how social and task cohesion influence the emergence of cooperation by resorting to evolutionary game theory, since in this field, there has been significant success in understanding the dynamic processes of group and agreement formation and interactive strategies among group members [Szabó and Fath, 2007, Han et al., 2015, 2017, Newton, 2018] In particular, conditional dissociation mechanisms allow players to leave their groups once they are dissatisfied about their opponents and have been proven beneficial for cooperation to evolve [Izquierdo et al., 2010,

Qu et al., 2016, 2019, Aktipis, 2004]. We introduce group cohesion into this process to study how group cohesion influences the performance of groups and the evolutionary outcomes of cooperation.

Unlike psychological study where the definitions of cohesion are largely dependent on the measurement the researchers choose, our definitions of social and task cohesion are provided according to the intrinsic nature of individual choices and decision making. Social cohesion is defined as a strength that prevents players from leaving their groups regardless of the history of the play. With higher levels of social cohesion, players are more tolerant towards defections and thus more refrain from leaving. Task cohesion is modeled as the likelihood that unsatisfied players would look back into the history before they choose to leave. If they were satisfied about the outcomes in the last round of play, they would choose to stay.

Our primary finding is that social cohesion has a negative effect on the group cooperation while task cohesion has a positive effect. The difference of the effect of social and task cohesion could be illustrated from the perspective of positive assortativity, which is termed as the common characters of almost all mechanisms that promote cooperation, including conditional dissociation [Eshel and Cavalli-Sforza, 1982, Doebeli and Hauert, 2005, Fletcher and Doebeli, 2009, Izquierdo et al., 2010, Qu et al., 2019]. With either type of cohesion, dissatisfied cooperators are less likely to leave their groups, which means cohesion hinders the conditional dissociation mechanism. However, task cohesion enhances positive assortativity by enforcing cooperative groups. As cooperation is vulnerable to defections or mistakes, task cohesion helps players to distinguish if the defection is intentional. A higher level of task cohesion enables players to be more patient and thus protects cooperators from entering a more defective match pool. So for organizational practitioners, when monitoring and improving cohesion, recalling the successful history regularly would benefit the team for a more productive team fulfillment.

We also discuss other parameters of the evolutionary dynamics and their influence on the co-

operation, which is a standard approach in evolutionary game study. Our discussion is central on how it is related to other aspects of cohesion and its impact on group performances. Compared with the complicated nature of cohesion, our model is rather simple yet very powerful in that it is capable of revealing the underlying evolutionary dynamics related to cohesion, shedding light on the mechanisms based on which cohesion influences group cooperation.

## **6 Further discussion**

Cohesion is such an important and complex concept that many aspects of it need to be further examined in future.

The first one is to study other categories of games which enable us to explore cohesion from different angles. Both our paper and Qu et al. [2019] apply the public goods game, which is the most studied multi-person game. But, apparently in reality, people engage in other types of interactions too. Sometimes, people need to coordinate on a common action or idea, then the coordination game could be a better choice for study. Other well-known game models including stag-hunt game, battle of sex, ultimatum game and etc. [Szabó and Fath, 2007] could also be applied to analyze different kinds of conflicts and interests among group members.

In our model, while both social and task cohesion are random and change over time, there is no direction of the changes. So our model doesn't incorporate the reciprocal effect between cohesion and performances. In previous works, different or even contradictory patterns of cohesion are found in military units [Bartone and Adler, 1999, Siebold, 2006]. Grossman et al. [2015] suggest that social cohesion emerges first then members shift attention to task cohesion. After they achieve more resources by accomplishing group goals, they in turn enhance social cohesion and finally both cohesion become stable over time. So the second direction for further study would be to take the time inconsistency into consideration and in particular, the reciprocal

effect between social and task cohesion.

Our models assume well-mixed population, and it is definitely necessary and interesting to investigate the influence of cohesion in structured populations or spatial networks where certain individuals are more likely to interact than others. Aktipis [2011] and Ichinose et al. [2018] study conditional dissociation mechanism on spatial networks and complex networks respectively. There are multiple ways to introduce cohesion into their models. Cohesion may be referred to as how often players want to leave, how far they can migrate to other parts in the network, and when updating strategies, how far neighbors can be imitated. Since different types of networks (e.g., homogeneous vs heterogeneous) exhibit different tendencies in promoting cooperation, it would even more exciting to investigate how these topological properties interact with different aspects of cohesion.

Evolutionary game theory is a powerful tool in analyzing group dynamics and behaviors. Cohesion is an important concept in understanding team dynamics and performances. Our work suggests it is promising to apply evolutionary game theory to study cohesion in more diverse directions, which may provide other interesting results and help us better understand how cohesion facilitates group performances.

## **Acknowledgements**

Xinglong Qu acknowledges support from the National Natural Science Foundation of China (NO. 71701058). T.A.H. acknowledges support from the Leverhulme Research Fellowship (RF-2020-603/9) and Future of Life Institute (grant RFP2-154).

## References

- C Athena Aktipis. Know when to walk away: contingent movement and the evolution of cooperation. *Journal of Theoretical Biology*, 231(2):249–60, 2004. ISSN 0022-5193. doi: 10.1016/j.jtbi.2004.06.020. URL <http://www.ncbi.nlm.nih.gov/pubmed/15380389>.
- C. Athena Aktipis. Is cooperation viable in mobile organisms? simple walk away rule favors the evolution of cooperation in groups. *Evolution and Human Behavior*, 32(4):263 – 276, 2011. ISSN 1090-5138. doi: <https://doi.org/10.1016/j.evolhumbehav.2011.01.002>. URL <http://www.sciencedirect.com/science/article/pii/S1090513811000043>.
- J. McKenzie Alexander. Evolutionary game theory. In Edward N. Zalta, editor, *The Stanford Encyclopedia of Philosophy*. Metaphysics Research Lab, Stanford University, summer 2019 edition, 2019.
- R.J. Aumann. *Lectures On Game Theory*. CRC Press, 2019. ISBN 9780429693335. URL <https://books.google.co.uk/books?id=DdCkDwAAQBAJ>.
- Paul T. Bartone and Amy B. Adler. Cohesion over time in a peacekeeping medical task force. *Military Psychology*, 11(1):85–107, 1999. doi: 10.1207/s15327876mp1101\_5. URL [https://doi.org/10.1207/s15327876mp1101\\_5](https://doi.org/10.1207/s15327876mp1101_5).
- Daniel J. Beal, Robin R. Cohen, Michael J. Burke, and Christy L. McLendon. Cohesion and performance in groups: A meta-analytic clarification of construct relations. *Journal of Applied Psychology*, 88(6):989–1004, 2003. ISSN 1939-1854(Electronic),0021-9010(Print). doi: 10.1037/0021-9010.88.6.989.
- Paul R. Bernthal and Chester A. Insko. Cohesiveness without groupthink. *Group & Orga-*



nization Management, 18(1):66–87, 1993. ISSN 1059-6011 1552-3993. doi: 10.1177/1059601193181005.

Sally A. Carless and Caroline De Paola. The measurement of cohesion in work teams. *Small Group Research*, 31(1):71–88, 2000. ISSN 1046-4964. doi: 10.1177/104649640003100104. URL <https://doi.org/10.1177/104649640003100104>.

A. V. Carron, W. N. Widmeyer, and L. R. Brawley. The development of an instrument to assess cohesion in sport teams: The group environment questionnaire. *Journal of Sport Psychology*, 7(3):244–266, 1985. ISSN 0163-433X(Print).

Albert V. Carron and Lawrence R. Brawley. Cohesion: Conceptual and measurement issues. *Small Group Research*, 31(1):89–106, 2000. doi: 10.1177/104649640003100105. URL <https://doi.org/10.1177/104649640003100105>.

Milly Casey-Campbell and Martin L. Martens. Sticking it all together: A critical assessment of the group cohesionperformance literature. *International Journal of Management Reviews*, 11(2):223–246, 2009. doi: 10.1111/j.1468-2370.2008.00239.x. URL <https://onlinelibrary.wiley.com/doi/abs/10.1111/j.1468-2370.2008.00239.x>.

N. Castano, T. Watts, and A. G. Tekleab. A reexamination of the cohesion-performance relationship meta-analyses: A comprehensive approach. *Group Dynamics-Theory Research and Practice*, 17(4):207–231, 2013. ISSN 1089-2699. URL <https://doi.org/10.1177/1089269913500001>.

Joseph Chan, Ho-Pong To, and Elaine Chan. Reconsidering social cohesion: Developing a definition and analytical framework for empirical research. *Social indicators research*, 75(2): 273–302, 2006. doi: <https://doi.org/10.1007/s11205-005-2118-1>.

Artemis Chang and Prashant Bordia. A multidimensional approach to the group cohesion-group performance relationship. *Small Group Research*, 32(4):379–405, 2001. ISSN 1046-4964. doi: 10.1177/104649640103200401. URL <https://doi.org/10.1177/104649640103200401>.

François Chiochio and Hélène Essiembre. Cohesion and performance: A meta-analytic review of disparities between project teams, production teams, and service teams. *Small group research*, 40(4):382–420, 2009.

Paul Dickes, Marie Valentova, and Monique Borsenberger. Construct validation and application of a common measure of social cohesion in 33 european countries. *Social Indicators Research*, 98(3):451–473, 2010. doi: <https://doi.org/10.1007/s11205-009-9551-5>.

Kenneth L. Dion. Group cohesion: From "field of forces" to multidimensional construct. *Group Dynamics: Theory, Research, and Practice*, 4(1):7–26, 2000. ISSN 1930-7802(Electronic),1089-2699(Print). doi: 10.1037/1089-2699.4.1.7.

Kenneth L. Dion and Charles R. Evans. On cohesiveness: Reply to keyton and other critics of the construct. *Small Group Research*, 23(2):242–250, 1992. doi: 10.1177/1046496492232007. URL <https://doi.org/10.1177/1046496492232007>.

Michael Doebeli and Christoph Hauert. Models of cooperation based on the prisoner's dilemma and the snowdrift game. *Ecology Letters*, 8(7):748–766, 2005. doi: 10.1111/j.1461-0248.2005.00773.x. URL <https://onlinelibrary.wiley.com/doi/abs/10.1111/j.1461-0248.2005.00773.x>.

Stuart Drescher, Gary Burlingame, and Addie Fuhriman. Cohesion: An odyssey in empirical understanding. *Small Group Research*, 43(6):662–689, 2012. doi: 10.1177/1046496412468073. URL <https://doi.org/10.1177/1046496412468073>.

Lata Dyaram and T. J. Kamalanabhan. Unearthed: The other side of group cohesiveness. *Journal of Social Sciences*, 10(3):185–190, 2005. ISSN 0971-8923. doi: 10.1080/09718923.2005.11892479. URL <https://doi.org/10.1080/09718923.2005.11892479>.

Ilan Eshel and L. L. Cavalli-Sforza. Assortment of encounters and evolution of cooperativeness. *Proceedings of the National Academy of Sciences*, 79(4):1331–1335, 1982. ISSN 0027-8424. doi: 10.1073/pnas.79.4.1331. URL <https://www.pnas.org/content/79/4/1331>.

Charles R. Evans and Kenneth L. Dion. Group cohesion and performance: A meta-analysis. *Small Group Research*, 22(2):175–186, 1991. doi: 10.1177/1046496491222002. URL <https://doi.org/10.1177/1046496491222002>.

Leon Festinger. Informal social communications. *Psychological Review*, 57(5):271–282, 1950. doi: 10.1037/h0056932. URL <http://psycnet.apa.org/record/1951-04528-001>.

Jeffrey A Fletcher and M. Doebeli. How altruism evolves: assortment and synergy. *Journal of Evolutionary Biology*, 19(5):1389–1393, 2006. doi: 10.1111/j.1420-9101.2006.01146.x. URL <https://onlinelibrary.wiley.com/doi/abs/10.1111/j.1420-9101.2006.01146.x>.

Jeffrey A Fletcher and Michael Doebeli. A simple and general explanation for the evolution of altruism. *Proceedings of the Royal Society B: Biological Sciences*, 276(1654):13–19, 2009. doi: 10.1098/rspb.2008.0829. URL <https://royalsocietypublishing.org/doi/abs/10.1098/rspb.2008.0829>.

Noah E. Friedkin. Social cohesion. *Annual Review of Sociology*, 30

(1):409–425, 2004. doi: 10.1146/annurev.soc.30.012703.110625. URL <https://doi.org/10.1146/annurev.soc.30.012703.110625>.

Rebecca Grossman, Zachary Rosch, David Mazer, and Eduardo Salas. *What Matters for Team Cohesion Measurement? A Synthesis*, volume 17 of *Research on Managing Groups and Teams*, pages 147–180. Emerald Group Publishing Limited, 2015. ISBN 978-1-78560-283-2, 978-1-78560-282-5/1534-0856. doi: 10.1108/S1534-085620150000017007. URL <https://doi.org/10.1108/S1534-085620150000017007>.

The Anh Han, Luís Moniz Pereira, and Tom Lenaerts. Avoiding or Restricting Defectors in Public Goods Games? *J. Royal Soc Interface*, 12(103):20141203, 2015. doi: 10.1098/rsif.2014.1203.

The Anh Han, Luís Moniz Pereira, and Tom Lenaerts. Evolution of commitment and level of participation in public goods games. *Autonomous Agents and Multi-Agent Systems*, 31(3): 561–583, 2017.

G. Ichinose, Y. Satotani, and T. Nagatani. Network flow of mobile agents enhances the evolution of cooperation. *EPL (Europhysics Letters)*, 121(2):28001, jan 2018. doi: 10.1209/0295-5075/121/28001. URL <https://doi.org/10.1209/0295-5075/121/28001>.

Segismundo S Izquierdo, Luis R Izquierdo, and Fernando Vega-Redondo. The option to leave: conditional dissociation in the evolution of cooperation. *Journal of Theoretical Biology*, 267(1):76–84, 2010. ISSN 1095-8541. doi: 10.1016/j.jtbi.2010.07.039. URL <http://www.ncbi.nlm.nih.gov/pubmed/20688083>.

Irving Lester Janis and Irving Lester Janis. *Groupthink: Psychological studies of policy decisions and fiascoes*, volume 349. Houghton Mifflin Boston, 1982.

- Somayeh Khoshsoroor, Dapeng Liang, Gholamheidar Ebrahimbay Salami, and Ehsan Chitsaz. Team cohesion: A double-edged sword in the relationship between rival estimation and escalation of commitment. *Social Behavior and Personality: an international journal*, 47(9): 1–12, 2019. ISSN 0301-2212. doi: 10.2224/sbp.8122.
- J. E. Mathieu, M. R. Kukenberger, L. D’Innocenzo, and G. Reilly. Modeling reciprocal team cohesion-performance relationships, as impacted by shared leadership and members’ competence. *Journal of Applied Psychology*, 100(3):713–34, 2015. ISSN 1939-1854 (Electronic) 0021-9010 (Linking). doi: 10.1037/a0038898. URL <https://www.ncbi.nlm.nih.gov/pubmed/25751749>.
- John Mathieu, M. Travis Maynard, Tammy Rapp, and Lucy Gilson. Team effectiveness 1997-2007: A review of recent advancements and a glimpse into the future. *Journal of Management*, 34(3):410–476, 2008. doi: 10.1177/0149206308316061. URL <https://doi.org/10.1177/0149206308316061>.
- Janet McLeod and Kathryn Von Treuer. Towards a cohesive theory of cohesion. *International Journal of Business and Social Research*, 3(12):1–11, 2013. doi: <http://dx.doi.org/10.18533/ijbsr.v3i12.338>. URL <http://hdl.handle.net/10536/DRO/DU:30059957>.
- A. Mikalachki and University of Western Ontario. School of Business Administration. *Group Cohesion Reconsidered: A Study of Blue Collar Work Groups*. School of Business Administration, University of Western Ontario, 1969. URL <https://books.google.co.uk/books?id=J9NEAAAIAAJ>.
- Brian Mullen and Carolyn Copper. The relation between group cohesiveness and performance: An integration. *Psychological Bulletin*, 115(2):210–227, 1994. ISSN 1939-1455(Electronic),0033-2909(Print). doi: 10.1037/0033-2909.115.2.210.

- Jonathan Newton. Evolutionary game theory: A renaissance. *Games*, 9(2), 2018. ISSN 2073-4336. doi: 10.3390/g9020031. URL <https://www.mdpi.com/2073-4336/9/2/31>.
- Martin A. Nowak, Akira Sasaki, Christine Taylor, and Drew Fudenberg. Emergence of cooperation and evolutionary stability in finite populations. *Nature*, 428(6983):646–650, 2004. ISSN 1476-4687. doi: 10.1038/nature02414. URL <https://doi.org/10.1038/nature02414>.
- Xinglong Qu, Changli Zhou, Zhigang Cao, and Xiaoguang Yang. Conditional dissociation as a punishment mechanism in the evolution of cooperation. *Physica A: Statistical Mechanics and its Applications*, 449:215 – 223, 2016. ISSN 0378-4371. doi: <https://doi.org/10.1016/j.physa.2015.12.128>. URL <http://www.sciencedirect.com/science/article/pii/S0378437115011656>.
- Xinglong Qu, Zhigang Cao, Xiaoguang Yang, and The Anh Han. How group cohesion promotes the emergence of cooperation in public goods game under conditional dissociation. *Journal of Artificial Societies and Social Simulation*, 22(3):5, 2019. ISSN 1460-7425. doi: 10.18564/jasss.4070. URL <http://jasss.soc.surrey.ac.uk/22/3/5.html>.
- David G. Rand, Corina E. Tarnita, Hisashi Ohtsuki, and Martin A. Nowak. Evolution of fairness in the one-shot anonymous ultimatum game. *Proceedings of the National Academy of Sciences*, 110(7):2581–2586, 2013. ISSN 0027-8424. doi: 10.1073/pnas.1214167110. URL <https://www.pnas.org/content/110/7/2581>.
- Lisa Rosh, Lynn R. Offermann, and Rhonda Van Diest. Too close for comfort? distinguishing between team intimacy and team cohesion. *Human Resource Management Review*, 22(2):

116–127, 2012. ISSN 1053-4822. doi: <https://doi.org/10.1016/j.hrmr.2011.11.004>. URL <http://www.sciencedirect.com/science/article/pii/S1053482211000519>.

Esa Rovio, Jari Eskola, Stephen A. Kozub, Joan L. Duda, and Taru Lintunen. Can high group cohesion be harmful?: A case study of a junior ice-hockey team. *Small Group Research*, 40(4):421–435, 2009. doi: 10.1177/1046496409334359. URL <https://doi.org/10.1177/1046496409334359>.

Eduardo Salas, Rebecca Grossman, Ashley M. Hughes, and Chris W. Coultas. Measuring team cohesion. *Human Factors: The Journal of the Human Factors and Ergonomics Society*, 57(3):365–374, 2015. ISSN 0018-7208 1547-8181. doi: 10.1177/0018720815578267.

David Schiefer and Jolanda van der Noll. The essentials of social cohesion: A literature review. *Social Indicators Research*, 132(2):579–603, 2017. ISSN 1573-0921. doi: 10.1007/s11205-016-1314-5. URL <https://doi.org/10.1007/s11205-016-1314-5><https://link.springer.com/content>

Guy L Siebold. Military group cohesion. *Military life: The psychology of serving in peace and combat*, 1:185–201, 2006.

Kevin S. Spink, Jocelyn D. Ulvick, Alyson J. Crozier, and Kathleen S. Wilson. Group cohesion and adherence in unstructured exercise groups. *Psychology of Sport and Exercise*, 15(3):293–298, 2014. ISSN 14690292. doi: 10.1016/j.psychsport.2013.11.008.

György Szabó and Gabor Fath. Evolutionary games on graphs. *Physics Reports*, 446(4):97–216, 2007. ISSN 0370-1573. doi: <https://doi.org/10.1016/j.physrep.2007.04.004>. URL <http://www.sciencedirect.com/science/article/pii/S0370157307001810>.

Christine Taylor, Drew Fudenberg, Akira Sasaki, and Martin A. Nowak. Evolutionary game dynamics in finite populations. *Bulletin of Mathematical Biology*, 66

(6):1621–1644, 2004. ISSN 1522-9602. doi: 10.1016/j.bulm.2004.03.004. URL <https://doi.org/10.1016/j.bulm.2004.03.004>.

Stacy Warner, Matthew T. Bowers, and Marlene A. Dixon. Team dynamics: A social network perspective. *Journal of Sport Management*, 26(1):53, 2012. ISSN 0888-4773. doi: 10.1123/jsm.26.1.53. URL <https://journals.humankinetics.com/view/journals/jsm/26/1/article-p53.xml>.

Stephen J. Zaccaro. Nonequivalent associations between forms of cohesiveness and group-related outcomes: Evidence for multidimensionality. *The Journal of Social Psychology*, 131(3):387–399, 1991. ISSN 1940-1183(Electronic),0022-4545(Print). doi: 10.1080/00224545.1991.9713865.

Stephen J. Zaccaro and Charles A. Lowe. Cohesiveness and performance on an additive task: Evidence for multidimensionality. *The Journal of Social Psychology*, 128(4):547–558, 1988. ISSN 0022-4545. doi: 10.1080/00224545.1988.9713774. URL <https://doi.org/10.1080/00224545.1988.9713774>.