

# Mining Knowledge Graphs From Incident Reports

Manish Shetty  
t-mamola@microsoft.com  
Microsoft Research  
Bangalore, India

Chetan Bansal  
chetanb@microsoft.com  
Microsoft Research  
Redmond, USA

**Abstract**—Incident management is a critical part of the DevOps processes for developing and operating large-scale services in the cloud. Incident reports filed by customers are largely unstructured making any automated diagnosis or mitigation non-trivial. It requires on-call engineers to parse verbose reports to understand the issue and locate key information. Prior work has looked into extraction of key attributes or entities like error codes, tenant Ids, stack traces, etc. from incident and bug reports. Although a flat list of entities is informative, to unlock the full potential of knowledge extraction, it is necessary to provide context to these entities. For instance, the relations between the real-world concepts or objects that these entities represent in otherwise unstructured data is useful for downstream tasks like incident linking, triaging and mitigation. With this additional context, entities are transformed from “Strings” to “Things”. In this work, we present an approach to mine and score binary entity relations from co-occurring entity pairs. We evaluate binary relations extracted and show that our approach has a high precision of 0.9. Further, we construct knowledge graphs automatically and show that the implicit knowledge in the graph can be used to mine and rank relevant entities for distinct incidents, by mapping entities to clusters of incident titles.

## I. INTRODUCTION

In recent years, software development and deployment has heavily moved towards cloud based services. Services are used to power majority of software, ranging from mobile applications to operating systems. These services are primarily hosted on public clouds such as AWS, Microsoft Azure, etc. Due to the several layers of dependencies and a multitude of stakeholders involved in building and running these services, incident management has become a key part of the DevOps process [1]. An incident is essentially an unplanned outage or interruption in a service which causes customer impact. These incidents are primarily caused due to infrastructure issues, code bugs, configuration issues and transient failures. Incidents can be created or reported by customers, service developers, and even automated monitoring tools. Once an incident has been reported, there are several downstream tasks involved, such as triaging, root causing, mitigation and resolution. Due to the scale at which cloud services operate, incident management can be an expensive task. Engineers who build the services and have the requisite domain knowledge are responsible for handling incidents for their services. Automating the manual steps in incident handling such as running health checks, pulling up the telemetry or even running self-healing workflows can significantly reduce not just the DevOps effort but also the customer impact from these incidents.

Incident management has been an active area of interest in the software engineering community. Recent work has focused on various aspects of incident management such as machine learning models for incident triaging [2], [3], recommendation of troubleshooting guides for incident mitigation [4], and identifying related incident reports [5]. Shetty et al. [6] did a large scale study of incident reports from Microsoft, and found that majority of these incident reports are unstructured. This makes any automation for handling these incidents nearly impossible. To solve this problem, they have built the SoftNER framework for unsupervised structured knowledge extraction from incident reports. Bettenburg et al. [7] had proposed the infoZilla tool for automatically extracting structural elements from bug reports such as patches, source code and stack traces. We extend these prior efforts by learning binary relations between the extracted entities and, also, automatically mining knowledge graphs which can then be used to find related entities. Our work also complements prior work in the AIOps domain [8], [9] on diagnosis and root causing of incidents [10], [11], [12] by automated extraction of incident attributes and relations. In this work, we make the following main contributions:

- 1) We propose and evaluate an approach to extract binary entity relations from incident reports.
- 2) We construct an undirected knowledge graph, using extracted entities and binary relations, to capture knowledge beyond named-entities.
- 3) Lastly, we cluster incident titles and infer entities relevant to a cluster, leveraging implicit semantics in the knowledge graph.

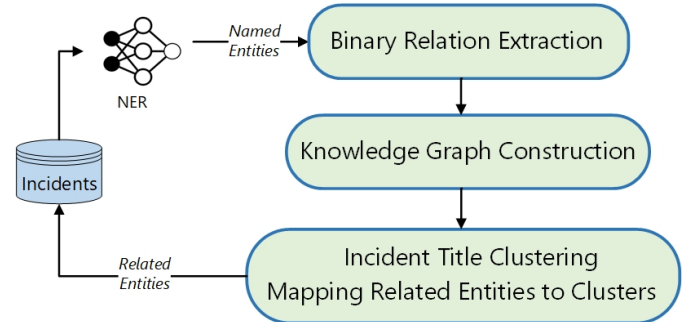


Fig. 1: Overview

## II. ENTITY RELATIONS AND KNOWLEDGE GRAPHS

Here, we describe our approach to mine entities, relations, and a knowledge graph in detail. We apply the methods de-

scribed below to service incidents at Microsoft, a major cloud service provider. These are incidents retrieved from large scale online services, used by millions of users. In particular, we collected incidents spanning a time period of 2 months<sup>1</sup>. Each incident is described by its *Unique Id*, *Title*, and *Description*.

### A. Named-Entity Recognition

Based on our experience from operating cloud services at Microsoft, incidents contain a huge amount of unstructured information. Extracting key information from incidents, in the form of named-entities, provides a quick overview for on-call engineers to begin investigation. For instance, in case of networking issues, entities like *IP Address* or *VM Id*, can be used to automatically pull up telemetry of affected resources before on-call engineers are engaged.

*Named-Entity Recognition* (NER) is the task of parsing unstructured text to detect entities and classify them into specific categories. It is a well explored task in the Information Retrieval (IR) domain [13], [14]. Like other tasks in data mining, supervised or semi-supervised methods are typically used for NER. However, a major challenge in our case, was the lack of pre-existing labelled data to train a supervised NER model. Unlike the web domain, where there exist a small set of key entities such as people, places, and organizations, entity types are not known apriori for incidents. It would also be very expensive to manually label data since vocabulary and entity types vary across different services.

Shetty et al. [6] proposed **SoftNER: Software artifact Named-Entity Recognition**, a framework for unsupervised named-entity recognition from cloud service incidents. It utilizes structural pattern extractors and label propagation to bootstrap training data. Further, it trains a multi-task BiLSTM-CRF deep learning model that outperforms existing state-of-the-art NER models [15], [14] on service incident reports. In this work, we re-implement the proposed technique for entity extraction, and tag 104 distinct entity types in the incident reports collected over a 2 months period. Some examples of entities are shown in Tables I and II.

### B. Binary Entity Relations

Although, named-entities are informative, it is important to mine interactions and relations between them. For instance, it would be quite useful to be able to map a given *Identifier* and *IP Address* to the same *Virtual Machine* resource. Another example, would be to identify “*Source*” and “*Destination*” entity relations in an incident dealing with physical networking devices. Thus, once named-entities in incidents are tagged, we recognize pairs of entity mentions, that is, binary relation instances. Here, instead of directly classifying all possible relation instances ( $n$ -ary), we first identify whether a given pair of entities is related or not.

To extract potential binary relations, we assume that a pair of entities that are related occur in the same sentence. This is similar to the approach taken by McDonald et al. [16] and

Zelenko et al. [17]. By extracting all possible entity pairs that follow this assumption, we get a noisy candidate set of binary entity relations based solely on co-occurrence. Different from Zelenko et al. and McDonald et al., we further score each candidate tuple using a co-occurrence based measure and filter noisy candidates. In information theory, *mutual information* (MI) [18] of 2 random variables is a measure of the “amount of information” obtained about one variable through observing the other. While *mutual information* averages the measure over all possible outcomes, *pointwise mutual information* (PMI) [19] is defined for a single event (i.e. pair of outcomes). Mathematically, PMI is defined as described in equation 1.

$$\text{pmi}(x; y) \equiv \log \frac{p(x, y)}{p(x)p(y)} = \log \frac{p(x|y)}{p(x)} = \log \frac{p(y|x)}{p(y)} \quad (1)$$

$$\text{pmi}(x; y) = \text{pmi}(y; x) \quad (2)$$

PMI has been applied for finding collocations and associations between tokens [19], [20] by leveraging frequency of occurrences to approximate probabilities. We observe that our aim to score co-occurring entity pairs on their relatedness is analogous to these applications. Thus, we use a variant of PMI - **normalized pointwise mutual information** (NPMI) [21], to score each entity pair -  $(e_1, e_2)$ , as described in equations 3-5.

$$\text{npmi}(e_1; e_2) = \frac{\text{pmi}(e_1; e_2)}{-\log p(e_1, e_2)} \quad (3)$$

$$\text{pmi}(e_1; e_2) = \log \frac{p(e_1, e_2)}{p(e_1)p(e_2)} \quad (4)$$

$$p(e_1) = \frac{f_1}{f_{\text{total}}}; \quad p(e_2) = \frac{f_2}{f_{\text{total}}}; \quad p(e_1, e_2) = \frac{f_{\text{joint}}}{f_{\text{total}}}; \quad (5)$$

In the above equations and in Table I,  $f_1$  &  $f_2$  are frequencies of the entities  $e_1$  &  $e_2$  respectively,  $f_{\text{joint}}$  is the frequency of co-occurrence of the entity pair, and  $f_{\text{total}}$  is the total frequency of all entities. Note that, from equation 2, PMI, and thus NPMI is symmetric. Therefore, all binary entity relations extracted are undirected in nature. NPMI scores  $\in [-1, 1]$ , resulting in -1 for never occurring together, 0 for independence, and +1 for complete co-occurrence. Thus, we can now eliminate all entity pairs with  $\text{NPMI} < 0$  as noise, leaving us with a final set of binary entity relations. Table I shows some examples of entity pairs and their NPMI scores.

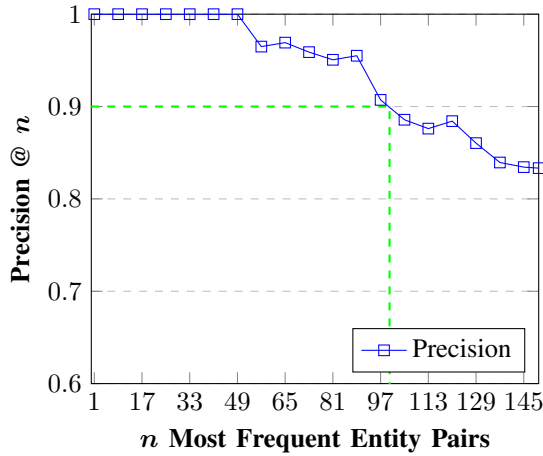
These binary entity relations and their scores represent the crux of the knowledge graph constructed in Section II-C. In turn, any mining performed on the graph depends on the quality of these relations. Consequently, we manually evaluate the precision of NPMI scores given to each entity pair. First, the top 150 (limited to 150 since evaluation is manual) most frequent entity pairs are sampled. We then manually validate the correctness of NPMI computed for each entity pair and analyze its precision, i.e. the fraction of scores that are valid. We further plot precision against rank  $n \in [0, 150]$  in Figure 2. Here,  $n$  corresponds to the rank of the entity pair extracted

<sup>1</sup>We cannot disclose the number of incidents due to Microsoft policy.

Entity Pair	$(f_1, f_2, f_{joint})$	NPMI
(Remote Port Range, Remote Address)	(564, 558, 557)	0.99
(Tunnel Name, Encap Type)	(761, 654, 486)	0.88
(VNet Name, VNet Id)	(860, 985, 432)	0.78
(Gateway Id, VNet Id)	(1071, 985, 124)	0.47
(Tunnel Name, Destination IP)	(761, 72908, 1)	-0.38
(Destination IP, Subscription Name)	(72908, 19125, 11)	-0.55

**Table I: Examples of extracted Binary Entity Relations**

with respect to frequency of co-occurrence ( $f_{joint}$ ). From this analysis, we see that NPMI scores are valid for 90 per 100 entity pairs. A precision of 0.9 for a  $n$  value as high as 100, strengthens the hypothesis that binary entity relations can be effectively extracted and scored with our approach.



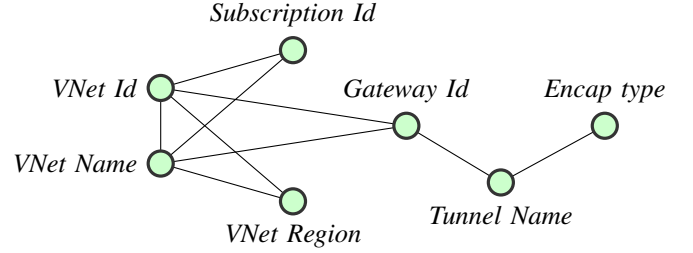
**Fig. 2: Precision vs Rank for NPMI Scores of Binary Relations**

### C. Knowledge Graphs

A knowledge graph formally represents semantics by describing entities and relationships. It captures information that can be queried like traditional databases, analyzed like graph data structures, and allows logical inference of new knowledge through implicit semantics. In the incident management space, this unlocks various applications, such as mining complex interactions of cloud resources (Table II), or inferring entities related to the issue described in an incident (Section III).

Having identified binary relations, we thus construct an undirected knowledge graph  $G = (V, E)$ , where nodes  $V$  are entities and edges  $E$  are binary relations between pairs of entities. We also assign weights  $W_{e_i, e_j} = \text{npmi}(e_i; e_j)$ , to the edges between all entity pairs  $(e_i, e_j)$ . A sub-graph of the entity knowledge graph constructed from our incident dataset is shown in Figure 3. Inspired by McDonald et al. [16], we also explore mining more complex  $n$ -ary relations from our knowledge graph. One simple approach is to view  $n$ -ary relations as graph cliques - a subset of vertices of an undirected graph such that every two vertices are adjacent (pairwise related entities). To overcome overlaps in cliques, we query maximal-cliques, that is, those cliques that are not subsets of other cliques.

Table II shows some examples of complex relations extracted with this method and what they describe. While we do not perform statistical analysis, our results seem to suggest that the constructed knowledge graph is able to fairly represent complex relationships by factoring them as binary relations.



**Fig. 3: A Sub-graph of the Entity Knowledge Graph**

## III. MAPPING ENTITIES TO INCIDENT TITLES

Service incidents are created by various sources, such as external customers or automated monitoring systems. They contain unstructured information in various forms, like statements, conversations, stack traces, etc. This makes incident descriptions rich in information that are identifiable as entities. Although extracting all entities can be useful, certain entities are more important for the investigation and mitigation of a given incident.

**Example:** Let's consider a real incident reported by a customer of the Cloud Networking service operated by Microsoft. The incident was caused due to an error in deleting a Virtual Network resource. The key information required to mitigate this incident is actually the *Virtual Network Id*. But the customer had not mentioned the *VNet Id* in their description. In this case, it would be useful to either intelligently recommend or incorporate such entities as mandatory in incident reporting forms to alleviate downstream mitigation tasks.

Thus, an important aspect of structured knowledge extraction here, is to infer a ranking over a subset of entities with respect to their relevance to the issue described in the incident. Previously, statistical entity-topic models [22], [23] have been studied to map named-entities to topics for document topic analysis. Bhargava et al. [24] proposed multiple methods to learn to map wikidata entities to pre-defined topics. The challenge, in our case, was the lack of a labeled set of incidents based on pre-defined topics. Also, manually identifying topics apriori would be difficult to scale to a multitude of services. Thus, in our approach, we use clustered incident titles as representatives of topics and map a subset of ranked related entities leveraging the previously constructed knowledge-graph.

### A. Clustering Incident Titles

Inferring a subset of entities for each incident individually poses challenges. It is difficult to apply rule-based approaches since they are computationally expensive and also cannot be generalized to unseen incident examples. Thus, we first aim to group incidents by clustering their titles, which are generally a representative summary of the incident.

Related Entities	Relation Description
(Destination IP, AS path, Output packets)	Describing a BGP routing incident causing connection issues.
(Correlation Id, Allocation Id, VNet Id, MAC Address, Container Id)	Describing various tasks in network manager setup for a VM.
(VNet Name, VNet Id, Gateway Id, Tunnel Name, Encap Type)	Describing a VNet gateway instance that is down.
(Error Code, Error message, is retrievable exception, is user error)	Entities that describe errors and exceptions.
(VNet Name, VNet id, VNet region, v net name, v net id, Resource URI)	Entities co-referring a single resource related to the incident.

Table II: Examples of extracted Complex ( $n$ -ary) Entity Relations

Here, we convert incident titles to 100 dimension embeddings by averaging GloVe [25] vectors for all tokens in the title. For clustering, we make use of **DBSCAN - Density-Based Spatial Clustering of Applications with Noise** [26], a clustering algorithm that does not require us to define the number of clusters apriori. The DBSCAN hyper-parameter  $\epsilon$ , i.e. maximum distance between two samples for them to be in the same neighborhood, was tuned using the elbow method and plotting k-distance graphs, as suggested in the original paper [26]. This provided us with over 50 clusters on our incident dataset. Here, we observe that clustering incidents not only reduces complexity, but also uncovers underlying topics in incidents, as seen from some examples of clustered titles in Table III.

### B. Inferring Related Entities

Having clustered incident titles, and thus corresponding incidents, we now infer a related entity set for each cluster. First, for each cluster, we extract the top-5 most frequently occurring entities in the cluster's incidents (ranked by frequency). Next, we loop over this top-5 list and search for the first entity that exists in the knowledge graph  $G = (V, E)$  constructed previously. Let this entity be called the "**primary entity**" ( $e_p$ ) of a cluster  $C$ . We then use the *primary entity* as the source node to find the shortest paths to every other reachable entity.

We hypothesize that every entity ( $e_x$ ) reachable from the primary entity ( $e_p$ ) of a cluster is related to the incidents of that cluster. Then, the relatedness between any reachable entity ( $e_x$ ) and a cluster ( $C$ ) is scored as the average of the edge weights in the path taken from the *primary entity* to the entity of interest ( $e_x$ ). Mathematically, it is defined as stated in equation 6. We then rank these entities based on the score computed and choose the top-K entities as entities related to the cluster. Note, that the primary entity itself is given a score of 1.0. Also, we use averaging instead of product here, since the edge weights  $W_{e_i, e_j} = \text{npmi}(e_i; e_j)$ , and NPMI is a function of log probabilities as stated in Section II-B.

$$\text{relation-score}(e_x; C) = \frac{\sum_{\forall e_i \in \text{path}(e_p, e_x)} W_{e_i, e_{i+1}}}{\sum_{\forall e' \in \text{path}(e_p, e_x)} 1} \quad (6)$$

where  $\text{path}(e_p, e_x)$  = shortest path from  $e_p$  to  $e_x$

Table III shows a few examples of clustered titles and top-5 related entities extracted using the approach described above. While we leave more formal statistical evaluation of clustering for future work, we make some informal observations here,

Clustered Titles	Top-5 Related Entities
Unable to delete Vnet Vnet stuck in updating state Vnet: Unable to delete Public IP	(VNet Id, 1.0) (Allocator Service URI, 0.70) (Availability Zone, 0.68) (VNet Name, 0.66) (Tunnel Name, 0.63)
VM Network Profile fails to load High IO latency networking suspicious Ping Mesh Drops networking suspicious	(Subscription Id, 1.0) (VNet Name, 0.41) (Deployment Id, 0.39) (Resource Id, 0.35) (VNet Id, 0.33)
MAC Request - Port Provisioning Port provisioning 1 device Ports mop sent for review	(Closed in SLA, 1.0) (SLA w/o Dependency, 0.44) (Device Count, 0.40) (Dependency Time, 0.37) (Allocator Service URI, 0.31)
Cluster unhealthy - Interface Down Unhealthy cluster - BGP Session Down Cluster is unhealthy : Device Reloaded	(SNMP Interface Index, 1.0) (Allocator Service URI, 0.32) (Availability Zone, 0.31) (Resource Id, 0.28) (Interface Address, 0.27)

Table III: Titles and Top-5 Related Entities

inferring from examples in Table III. Let's take example 1 for instance. Here, the clustered titles suggest incidents where the customer is *unable to delete a virtual network*. From the top-5 related entities, we see that our approach correctly identifies key entities, such as **Vnet Id** and **Vnet Name**, that point to the resource of interest, i.e. the virtual network. We also observe that it identifies the **Allocator Service** responsible for allocation/de-allocation of the virtual network. Example 2 shows a cluster of incidents that describe *aggregated issues in the control path* of a virtual resource. In this case, an entire hierarchy of entities, from **Subscription** to **Deployment** to an individual **Resource**, is identified. These recommendations are effective and useful to quickly identify resources affected, layers of dependencies, and mitigation steps to reduce customer impact.

## IV. CONCLUSION

Incident management has been an active area of research in the software engineering community. Prior work in this domain has focused on specific problems such as triaging and root causing. In this work, we propose mining and representation of structured knowledge beyond entities, from unstructured incident reports using knowledge graphs. We present an approach to mine and score binary entity relations from co-occurring entity-pairs. We evaluate the relations extracted and show that our approach has a high precision of 0.9 (at rank 100). We then construct a knowledge graph to formally represent structured knowledge and capture implicit information.

Lastly, we show that extracted knowledge can be leveraged to infer relevant entity sets for distinct incidents.

## REFERENCES

- [1] J. Chen, S. Zhang, X. He, Q. Lin, H. Zhang, D. Hao, Y. Kang, F. Gao, Z. Xu, Y. Dang *et al.*, “How incidental are the incidents? characterizing and prioritizing incidents for large-scale online service systems,” in *2020 35th IEEE/ACM International Conference on Automated Software Engineering (ASE)*. IEEE, 2020, pp. 373–384.
- [2] J. Chen, X. He, Q. Lin, H. Zhang, D. Hao, F. Gao, Z. Xu, Y. Dang, and D. Zhang, “Continuous incident triage for large-scale online service systems,” in *2019 34th IEEE/ACM International Conference on Automated Software Engineering (ASE)*, 2019, pp. 364–375.
- [3] J. Chen, X. He, Q. Lin, Y. Xu, H. Zhang, D. Hao, F. Gao, Z. Xu, Y. Dang, and D. Zhang, “An empirical investigation of incident triage for online service systems,” in *2019 IEEE/ACM 41st International Conference on Software Engineering: Software Engineering in Practice (ICSE-SEIP)*, 2019, pp. 111–120.
- [4] J. Jiang, W. Lu, J. Chen, Q. Lin, P. Zhao, Y. Kang, H. Zhang, Y. Xiong, F. Gao, Z. Xu *et al.*, “How to mitigate the incident? an effective troubleshooting guide recommendation technique for online service systems,” in *Proceedings of the 28th ACM Joint Meeting on European Software Engineering Conference and Symposium on the Foundations of Software Engineering*, 2020, pp. 1410–1420.
- [5] Y. Chen, X. Yang, H. Dong, X. He, H. Zhang, Q. Lin, J. Chen, P. Zhao, Y. Kang, F. Gao *et al.*, “Identifying linked incidents in large-scale online service systems,” in *Proceedings of the 28th ACM Joint Meeting on European Software Engineering Conference and Symposium on the Foundations of Software Engineering*, 2020, pp. 304–314.
- [6] M. Shetty, C. Bansal, S. Kumar, N. Rao, N. Nagappan, and T. Zimmermann, “Neural knowledge extraction from cloud service incidents,” *arXiv preprint arXiv:2007.05505*, 2020.
- [7] N. Bettenburg, R. Premraj, T. Zimmermann, and S. Kim, “Extracting structural information from bug reports,” in *Proceedings of the 2008 international working conference on Mining software repositories*, 2008, pp. 27–30.
- [8] Y. Dang, Q. Lin, and P. Huang, “Aiopts: real-world challenges and research innovations,” in *2019 IEEE/ACM 41st International Conference on Software Engineering: Companion Proceedings (ICSE-Companion)*. IEEE, 2019, pp. 4–5.
- [9] R. Kumar, C. Bansal, C. Maddila, N. Sharma, S. Martelock, and R. Bhargava, “Building sankie: An ai platform for devops,” in *2019 IEEE/ACM 1st International Workshop on Bots in Software Engineering (BotSE)*. IEEE, 2019, pp. 48–53.
- [10] V. Nair, A. Raul, S. Khanduja, V. Bahirwani, Q. Shao, S. Sellamankam, S. Keerthi, S. Herbert, and S. Dhulipalla, “Learning a hierarchical monitoring system for detecting and diagnosing service issues,” in *Proceedings of the 21th ACM SIGKDD International Conference on Knowledge Discovery and Data Mining*, 2015, pp. 2029–2038.
- [11] C. Bansal, S. Renganathan, A. Asudani, O. Midy, and M. Janakiraman, “Decaf: Diagnosing and triaging performance issues in large-scale cloud services,” ser. ICSE-SEIP ’20. New York, NY, USA: Association for Computing Machinery, 2020, p. 201–210. [Online]. Available: <https://doi.org/10.1145/3377813.3381353>
- [12] S. Mehta, R. Bhagwan, R. Kumar, C. Bansal, C. Maddila, B. Ashok, S. Asthana, C. Bird, and A. Kumar, “Rex: Preventing bugs and misconfiguration in large services using correlated change analysis,” in *17th {USENIX} Symposium on Networked Systems Design and Implementation ({NSDI} 20)*, 2020, pp. 435–448.
- [13] D. Nadeau and S. Sekine, “A survey of named entity recognition and classification,” *Linguisticae Investigationes*, vol. 30, no. 1, pp. 3–26, 2007.
- [14] G. Lample, M. Ballesteros, S. Subramanian, K. Kawakami, and C. Dyer, “Neural architectures for named entity recognition,” *arXiv preprint arXiv:1603.01360*, 2016.
- [15] J. P. Chiu and E. Nichols, “Named entity recognition with bidirectional lstm-cnns,” *Transactions of the Association for Computational Linguistics*, vol. 4, pp. 357–370, 2016.
- [16] R. McDonald, F. Pereira, S. Kulick, S. Winters, Y. Jin, and P. White, “Simple algorithms for complex relation extraction with applications to biomedical ie,” in *Proceedings of the 43rd Annual Meeting of the Association for Computational Linguistics (ACL’05)*, 2005, pp. 491–498.
- [17] D. Zelenko, C. Aone, and A. Richardella, “Kernel methods for relation extraction,” *Journal of machine learning research*, vol. 3, no. Feb, pp. 1083–1106, 2003.
- [18] R. M. Fano, “Transmission of information: A statistical theory of communications,” *American Journal of Physics*, vol. 29, no. 11, pp. 793–794, 1961.
- [19] K. W. Church and P. Hanks, “Word association norms, mutual information, and lexicography,” *Computational Linguistics*, vol. 16, no. 1, pp. 22–29, 1990. [Online]. Available: <https://www.aclweb.org/anthology/J90-1003>
- [20] A. Thanopoulos, N. Fakotakis, and G. Kokkinakis, “Comparative evaluation of collocation extraction metrics,” in *LREC*, vol. 2. Citeseer, 2002, pp. 620–625.
- [21] G. Bouma, “Normalized (pointwise) mutual information in collocation extraction,” *Proceedings of GSCL*, pp. 31–40, 2009.
- [22] D. Newman, C. Chemudugunta, and P. Smyth, “Statistical entity-topic models,” in *Proceedings of the 12th ACM SIGKDD international conference on Knowledge discovery and data mining*, 2006, pp. 680–686.
- [23] H. Kim, Y. Sun, J. Hockenmaier, and J. Han, “Etm: Entity topic models for mining documents associated with entities,” in *2012 IEEE 12th International Conference on Data Mining*. IEEE, 2012, pp. 349–358.
- [24] P. Bhargava, N. Spasojevic, S. Ellinger, A. Rao, A. Menon, S. Fuhrmann, and G. Hu, “Learning to map wikidata entities to predefined topics,” in *Companion Proceedings of The 2019 World Wide Web Conference*, 2019, pp. 1194–1202.
- [25] J. Pennington, R. Socher, and C. D. Manning, “Glove: Global vectors for word representation,” in *Proceedings of the 2014 conference on empirical methods in natural language processing (EMNLP)*, 2014, pp. 1532–1543.
- [26] M. Ester, H.-P. Kriegel, J. Sander, X. Xu *et al.*, “A density-based algorithm for discovering clusters in large spatial databases with noise,” in *Kdd*, vol. 96, no. 34, 1996, pp. 226–231.