

Wave-kinetic approach to zonal-flow dynamics: recent advances

Hongxuan Zhu^{1, a)} and I. Y. Dodin^{1, 2}

¹⁾Princeton Plasma Physics Laboratory, Princeton, NJ 08543

²⁾Department of Astrophysical Sciences, Princeton University, Princeton, NJ 08544

Basic physics of drift-wave turbulence and zonal flows has long been studied within the framework of wave-kinetic theory. Recently, this framework has been re-examined from first principles, which has led to more accurate yet still tractable “improved” wave-kinetic equations. In particular, these equations reveal an important effect of the zonal-flow “curvature” (the second radial derivative of the flow velocity) on dynamics and stability of drift waves and zonal flows. We overview these recent findings and present a consolidated high-level picture of (mostly quasilinear) zonal-flow physics within reduced models of drift-wave turbulence.

I. INTRODUCTION

It is well known that sheared $\mathbf{E} \times \mathbf{B}$ flows, including equilibrium flows and spontaneously generated zonal flows (ZFs), can reduce the level of drift-wave (DW) turbulence in fusion plasmas and play a crucial role in the transition between regimes with low and high (L–H) confinement. (For reviews, see, e.g., Refs. 1–4.) Numerical simulations have also shown that ZFs can even completely suppress turbulence near the instability threshold, which effect is known as the Dimits shift.^{5–11} Because of this, DW–ZF interactions have been attracting much attention over the last decades and studied extensively.

One of the theoretical frameworks used for studying DW–ZF interactions is the wave-kinetic theory of inhomogeneous DW turbulence.^{1, 12–24} Within this framework, which assumes ZFs to have scales much larger than the characteristic DW wavelength, DWs are described as effective classical particles, sometimes called “driftons”.¹⁶ The drifton phase-space density is described by the wave-kinetic equation (WKE). The ZF velocity enters the WKE through the drifton Hamiltonian and serves as a collective field through which driftons interact. This approach has been fairly successful; for example, it has yielded predator–prey models that explain some aspects of the L–H transition.^{12, 25, 26} However, because the “traditional” WKE relies on *ad hoc* assumptions and is not entirely rigorous, the potential of the wave-kinetic approach in application to DW turbulence is yet to be fully appreciated.

Recently, the wave-kinetic description of inhomogeneous DW turbulence has been re-examined from first principles and applied to make quantitative predictions in a number of problems.^{27–38} Although still limited to simplified DW models, those results indicate that important qualitative physics has been overlooked in the past but can be described transparently if the wave-kinetic formalism is properly amended. In particular, the “improved” WKE reveals an important effect of the ZF “curvature” (the second radial derivative of the zonal velocity) on dynamics and stability of DWs and ZFs. Here, we overview

these results and present a consolidated high-level picture of DW–ZF interactions and ZF stability. Our analysis is mostly based on the modified Hasegawa–Mima model^{39–41} and on the quasilinear approximation (which neglects DW–DW interactions but keeps DW–ZF coupling), although more general models are also considered. A special focus is made on understanding drifton phase-space dynamics, associated solitary structures, merging and splitting of ZFs, as well as the Kelvin–Helmholtz instability (KHI) and the tertiary instability. Notably, while the KHI and the tertiary instability are often confused with each other, they have very different properties, as discussed below. We also briefly mention the connection between these findings and the recent progress in analytic understanding of the Dimits shift.^{34, 35, 42–45}

This paper is organized as follows. Basic model equations of DWs are introduced in Sec. II. The wave-kinetic framework and the resulting traditional WKE is outlined in Sec. III. The improved WKE derived from first principle is introduced in Sec. IV. Several recent discoveries based on the improved WKE, along with some new findings, are reviewed in Sec. V. The tertiary instability and the Dimits shift are discussed in Sec. VI. A summary is presented in Sec. VII.

II. BASIC EQUATIONS

For the most part of this paper, we shall use the modified Hasegawa–Mima equation (mHME) as our base model, as it is particularly simple yet captures many features of DW–ZF interactions.^{39–41} The mHME describes electrostatic potential fluctuations φ in a two-dimensional slab $\mathbf{x} = (x, y)$ and a uniform magnetic field $\mathbf{B} = B\hat{z}$. Here, x and y correspond to the radial and poloidal directions in tokamaks, respectively. Ions are assumed cold, while electrons have finite temperature T_e and are assumed to respond adiabatically to φ (but also see below). The plasma is assumed to have an equilibrium density profile $n_0(x)$ parameterized by a constant $\kappa \doteq a/L_n$, where a is the system length and $L_n \doteq (-n'_0/n_0)^{-1}$. (We use \doteq to denote definitions and prime to denote ∂_x .) We normalize time by a/C_s where $C_s \doteq \sqrt{T_e/m_i}$ and m_i is the ion mass, length by $\rho_s \doteq C_s/\Omega_i$ where Ω_i is the ion gyrofrequency, and φ by

^{a)}Author to whom correspondence should be addressed: hzhu@pppl.gov

$T_e \rho_s / ea$. Then, the mHME is written as

$$\partial_t w + \mathbf{v} \cdot \nabla w - \kappa \partial_y \varphi = f - d. \quad (1)$$

Here, $\mathbf{v} \doteq \hat{\mathbf{z}} \times \nabla \varphi$ is the $\mathbf{E} \times \mathbf{B}$ velocity, $w \doteq \nabla^2 \varphi - \tilde{\varphi}$ is minus the ion guiding-center density, and $\nabla^2 \doteq \partial_x^2 + \partial_y^2$. Note that w is modified compared to the original HME,³⁹ namely, only the fluctuation part of the potential $\tilde{\varphi} \doteq \varphi - \langle \varphi \rangle$ contributes to the second term in w , where

$$\langle \varphi \rangle \doteq \frac{1}{L_y} \int_0^{L_y} dy \varphi \quad (2)$$

is the zonal-averaged part of φ and L_y is the domain length in y . This modification is due to the special electron response to the zonal potential.^{5,46} Also, f and d represent forcing and dissipation, respectively.

Absent forcing and dissipation, the mHME conserves the total energy \mathcal{E} and enstrophy \mathcal{Z} , which are defined as

$$\mathcal{E} \doteq -\frac{1}{2} \int d\mathbf{x} w \varphi, \quad \mathcal{Z} \doteq \frac{1}{2} \int d\mathbf{x} w^2. \quad (3)$$

Also, in this case, a Fourier eigenmode $\varphi \propto e^{i\mathbf{k} \cdot \mathbf{x} - i\Omega_{\mathbf{k}} t}$ is a solution of Eq. (1), with the following dispersion relation:

$$\Omega_{\mathbf{k}} = \kappa k_y / \bar{k}^2, \quad \bar{k}^2 \doteq 1 + k_x^2 + k_y^2. \quad (4)$$

Because of the assumed electron adiabatic response, $\Omega_{\mathbf{k}}$ is real, so DWs neither grow nor decay in the mHME model. Thus, DW turbulence is introduced through either f or initial conditions. But the situation changes if the electron response is made nonadiabatic. In particular, the modified Terry–Horton equation (mTHE)^{34,42,47,48} assumes

$$n_e = (1 - i\hat{\delta})\tilde{\varphi}. \quad (5)$$

Here, n_e is the electron density fluctuation normalized by $n_0 \rho_s / a$, and the operator $i\hat{\delta}$ introduces a phase difference between n_e and $\tilde{\varphi}$. Correspondingly, the mTHE has the same form as Eq. (1) but with

$$w = \nabla^2 \varphi - (1 - i\hat{\delta})\tilde{\varphi}. \quad (6)$$

Assuming $\hat{\delta} e^{i\mathbf{k} \cdot \mathbf{x}} = \delta_{\mathbf{k}} e^{i\mathbf{k} \cdot \mathbf{x}}$, the DW frequencies $\Omega_{\mathbf{k}}$ have the same form as in Eq. (4), but with

$$\bar{k}^2 \doteq 1 + k_x^2 + k_y^2 - i\delta_{\mathbf{k}}. \quad (7)$$

This allows for DW instabilities ($\text{Im} \Omega_{\mathbf{k}} > 0$), which are called ‘‘primary’’ instabilities.

Various forms of $\hat{\delta}$ can be used to model different mechanisms of primary instabilities.^{42,48,49} Alternatively, n_e can be modeled as a dynamic field. For example, if n_e and φ are connected via Ohm’s law, one is led to a set of two-field equations known as the modified Hasegawa–Wakatani equation.^{50–54} This model can be applied to resistive DWs at the tokamak edge. Similar two-field models have also been proposed for core plasmas, including ones that describe the ion-temperature-gradient (ITG) mode,^{9,43,55,56} trapped-electron modes,⁵⁷ etc. However, in this paper, we mostly focus on the mHME.

III. THE TRADITIONAL WAVE-KINETIC EQUATION

By applying zonal average to Eq. (1) and assuming the forcing has $\langle f \rangle = 0$, one can write down separate equations for fluctuations (DWs) and ZFs:

$$\partial_t \tilde{w} + U \partial_y \tilde{w} - (\kappa + U'') \partial_y \tilde{\varphi} = -f_{\text{NL}} + f - \tilde{d}, \quad (8a)$$

$$\partial_t U + \partial_x \langle \tilde{v}_x \tilde{v}_y \rangle = - \int dx \langle d \rangle. \quad (8b)$$

Here, $U(x, t) \doteq \partial_x \langle \varphi \rangle$ is the ZF velocity and $f_{\text{NL}} \doteq \tilde{\mathbf{v}} \cdot \nabla \tilde{w} - \langle \tilde{\mathbf{v}} \cdot \nabla \tilde{w} \rangle$ represents nonlinear interactions of DWs. These interactions are often neglected (i.e., f_{NL} is replaced with zero), which is known as the quasilinear approximation.^{58,59} Importantly, the total energy and enstrophy [Eq. (3)] are still conserved in this case.

From here, we briefly review the existing wave-kinetic theory as follows. Let us assume the quasilinear approximation and

$$\epsilon \doteq \max(\lambda_{\text{DW}}, \rho_s) / \lambda_{\text{ZF}} \ll 1, \quad (9)$$

where λ_{DW} and λ_{ZF} are the typical spatial scales of DWs and ZFs, respectively. This condition is often satisfied in simulations,⁶⁰ and $\epsilon \rightarrow 0$ is known as the geometrical-optics (GO) limit. Within this limit, DWs are considered as quasimonochromatic packets of the form

$$\tilde{\varphi}(\mathbf{x}, t) = \text{Re}[\varphi_a(\mathbf{x}, t) e^{i\theta_a}]. \quad (10)$$

Here, a is the packet index, and the complex envelope φ_a is assumed to vary slowly compared to the real phase θ_a . The gradient of this phase, $\mathbf{k}_a \doteq \nabla \theta_a$, serves as the local wavevector, and $\Omega_a \doteq -\partial_t \theta_a$ is the local frequency, which satisfies the dispersion relation $\Omega_a = \bar{\Omega}_{\mathbf{k}}(\mathbf{x}, t)$. Note that $\bar{\Omega}_{\mathbf{k}}$ differs from $\Omega_{\mathbf{k}}$ [Eq. (4)], and the difference between the two is the Doppler shift due to the ZF velocity:

$$\bar{\Omega}_{\mathbf{k}} = \Omega_{\mathbf{k}} + k_y U. \quad (11)$$

For simplicity (and at the expense of rigor), we henceforth omit the index a and label envelopes with \mathbf{k} instead. Envelopes propagate according to ray equations:^{21,61}

$$\frac{d\mathbf{x}}{dt} = \frac{\partial \bar{\Omega}_{\mathbf{k}}}{\partial \mathbf{k}}, \quad \frac{d\mathbf{k}}{dt} = -\frac{\partial \bar{\Omega}_{\mathbf{k}}}{\partial \mathbf{x}}. \quad (12)$$

Because $\partial \bar{\Omega}_{\mathbf{k}} / \partial y = 0$, one has $dk_y / dt = 0$; i.e., k_y is conserved and can be considered as a parameter.

From Eq. (3), the energy density of a DW packet in homogeneous plasmas is (up to a constant factor)

$$\mathcal{E}_{\mathbf{k}} = (1 + k^2) |\varphi_{\mathbf{k}}|^2. \quad (13)$$

Then, the wave action density is

$$n_{\mathbf{k}} \doteq \frac{\mathcal{E}_{\mathbf{k}}}{\Omega_{\mathbf{k}}} = \frac{(1 + k^2)^2}{\kappa k_y} |\varphi_{\mathbf{k}}|^2, \quad (14)$$

and the total wave action $\mathcal{I} \doteq \int n_{\mathbf{k}} d\mathbf{x}$ is conserved.^{21,61} In the presence of ZFs, \mathcal{I} is still conserved in the GO

limit.^{62,63} Hence, a DW envelope can be considered as an effective particle, a drifton. Let us define the drifton density $N(\mathbf{x}, \mathbf{k}, t)$ in phase space (\mathbf{x}, \mathbf{k}) as the sum of $(1 + k^2)^2 |\varphi_{\mathbf{k}}|^2$ over all envelopes. (An explicit definition can be found in Ref. 14.) Note that the factor κk_y is omitted since κ is a constant and k_y is conserved. Then, by analogy with the Liouville equation for classical particles, one obtains what we call the traditional WKE:

$$\partial_t N = \{\bar{\Omega}_{\mathbf{k}}, N\}, \quad (15)$$

where $\bar{\Omega}_{\mathbf{k}}$ is given by Eq. (11), or more explicitly,

$$\bar{\Omega}_{\mathbf{k}} = \kappa k_y / \bar{k}^2 + k_y U. \quad (16)$$

Here, forcing and dissipation are neglected and we have introduced the canonical Poisson bracket:

$$\{A, B\} = \frac{\partial A}{\partial \mathbf{x}} \cdot \frac{\partial B}{\partial \mathbf{k}} - \frac{\partial A}{\partial \mathbf{k}} \cdot \frac{\partial B}{\partial \mathbf{x}}. \quad (17)$$

Also, Eq. (8b) can be rewritten as^{12,17,21,64}

$$\frac{\partial U(\mathbf{x}, t)}{\partial t} = \frac{\partial}{\partial \mathbf{x}} \int \frac{d\mathbf{k}}{(2\pi)^2} \frac{\kappa k_x k_y}{\bar{k}^4} \langle N \rangle, \quad (18)$$

where ZF damping term $\langle d \rangle$ has been neglected for simplicity. (For a more rigorous derivation, see Sec. IV).

Equations (15) and (18), which we call the traditional wave-kinetic model, play the same role as the Vlasov–Poisson system in electron plasmas. This means that DW turbulence within the wave-kinetic approach behaves like an effective plasma made of driftons, and the ZF velocity U in $\bar{\Omega}_{\mathbf{k}}$ serves as a collective field through which driftons interact. In particular, this helps construct DW–ZF equilibria in analogy with the Bernstein–Greene–Kruskal modes^{15,65,66} and explain spatially inhomogeneous distribution of DWs in ZFs.²⁰ Following the analogy with the Vlasov–Poisson system, one can describe linear collective waves in drifton plasma (i.e., low-amplitude modulational waves in DW turbulence) much like Langmuir waves and derive their dispersion relation accordingly. Assuming a background homogeneous distributions of driftons $N = N_0(\mathbf{k})$ and a small ZF velocity of the form $U \propto e^{iqx - i\omega t}$, one finds that^{64,67}

$$\omega = \int \frac{d\mathbf{k}}{(2\pi)^2} \frac{\kappa k_x k_y^2}{\bar{k}^4} \frac{q^2}{\omega - qv_g} \frac{\partial N_0}{\partial k_x}, \quad (19)$$

where $v_g \doteq -2\kappa k_x k_y / \bar{k}^4$ is the group velocity of DWs in the x direction. Equation (19) predicts that, for a broad class of N_0 , the ZF velocity grows exponentially ($\text{Im} \omega > 0$). This is known as the zonostrophic instability,^{58,59,68,69} which is sometimes also called the secondary instability.^{9,70} The well-known modulational instability of DWs is a special situation of the zonostrophic instability that corresponds to monochromatic DWs, i.e., delta-shaped N_0 .^{22,33,71,72}

One issue with the dispersion relation (19) is that the growth rate typically scales as $\text{Im} \omega \propto q$ and has no upper

bound unless viscosity is introduced. This “ultraviolet divergence” was first discussed in Ref. 27. It originates from the fact that Eq. (15) conserves the DW enstrophy alone but not the total enstrophy, which includes contribution from DWs and ZFs (see also Sec. IV).

Because the traditional WKE (15) is based on the mHME, it does not support primary instabilities. Therefore, forcing and dissipation are often included, and the traditional WKE is usually considered in the following modified form:

$$\partial_t N = \{\bar{\Omega}_{\mathbf{k}}, N\} + F - D - \Delta\omega N^2, \quad (20)$$

where F and D correspond to f and d in Eq. (1), and $\Delta\omega N^2$ is an *ad hoc* term added to model nonlinear DW–DW interactions governed by f_{NL} . This equation is commonly used in literature to derive predator–prey models within the homogeneous-turbulence approximation, in analogy with the theory of nonlinear Langmuir waves governed by the Vlasov equation.⁷³ However, the applicability of the wave-kinetic theory is not restricted to homogeneous turbulence. Below, we show how the WKE can be used fruitfully to study inhomogeneous DWs in ZFs. For that, a more rigorous version of the WKE will be needed, which we present in the next section.

IV. THE IMPROVED WAVE-KINETIC EQUATION

An improved WKE can be derived from first principles following Refs. 27 and 28. For simplicity, let us again neglect forcing ($f = 0$) and dissipation ($d = 0$) and adopt the quasilinear approximation ($f_{\text{NL}} = 0$). Then, Eq. (8a) can be written as a Schrödinger equation

$$i\partial_t \tilde{w} = \hat{H} \tilde{w}, \quad (21)$$

where the Hamiltonian \hat{H} is given by

$$\hat{H} \doteq U \hat{k}_y + (\kappa + U'') \hat{k}_y \hat{k}^{-2}, \quad (22)$$

with notations $\hat{k}_y \doteq -i\partial_y$ and $\hat{k}^2 \doteq 1 - \nabla^2$. Let us also introduce the so-called Wigner function, which is the Fourier spectrum of a two-point correlation function of the turbulent field \tilde{w} :⁷⁴

$$W(\mathbf{x}, \mathbf{k}, t) \doteq \int d\mathbf{s} e^{-i\mathbf{k}\cdot\mathbf{s}} \tilde{w}(\mathbf{x} + \mathbf{s}/2, t) \tilde{w}(\mathbf{x} - \mathbf{s}/2, t).$$

Then, Eq. (21) leads to what is known as the Wigner–Moyal equation for W :⁷⁵

$$\partial_t W = \{H_H, W\} + [[H_A, W]], \quad (23)$$

where H_H and H_A are the Weyl symbols of the Hermitian and anti-Hermitian parts of \hat{H} :

$$H_H = \kappa k_y / \bar{k}^2 + k_y U + [[U'', k_y / \bar{k}^2]] / 2, \quad (24a)$$

$$H_A = \{[U'', k_y / \bar{k}^2]\} / 2. \quad (24b)$$

(Recall that the prime denotes ∂_x .) Here, the Moyal brackets are defined as^{76,77}

$$\{\{A, B\}\} \doteq -i(A \star B - B \star A), \quad [[A, B]] \doteq A \star B + B \star A.$$

The symbol \star is the Moyal star product:

$$A \star B \doteq A e^{i\hat{\mathcal{L}}/2} B, \quad \hat{\mathcal{L}} \doteq \overleftarrow{\partial}_x \cdot \overrightarrow{\partial}_k - \overleftarrow{\partial}_k \cdot \overrightarrow{\partial}_x, \quad (25)$$

where the overhead arrows in $\hat{\mathcal{L}}$ indicate the directions in which the derivatives act on. (For details, see Refs. 28 and 78.) Direct numerical solutions of the Wigner–Moyal equation have been reported in Refs. 32 and 36. Numerical solutions of steady-state DW–ZF equilibria have also been reported in Refs. 58 and 59 using the mathematically equivalent second-order cumulant expansion theory.

The Wigner–Moyal equation treats driftons as *quantumlike* particles in that they can have finite wavelength. The WKE is then obtained as a rigorous reduction of the Wigner–Moyal equation in the GO limit [Eq. (9)]. In this limit, the Moyal brackets are simplified as

$$\{\{A, B\}\} \approx \{A, B\}, \quad [[A, B]] \approx 2AB. \quad (26)$$

Consequently, Eq. (23) becomes what we call the improved WKE:^{27,28}

$$\partial_t W = \{\mathcal{H}, W\} + 2\Gamma W, \quad (27)$$

with the following Hamiltonian:

$$\mathcal{H} \doteq (\kappa + U'')k_y/\bar{k}^2 + k_y U, \quad (28a)$$

$$\Gamma \doteq -k_x k_y U'''/\bar{k}^4. \quad (28b)$$

Meanwhile, the evolution of U is governed by^{27,28}

$$\frac{\partial U(x, t)}{\partial t} = \frac{\partial}{\partial x} \int \frac{d\mathbf{k}}{(2\pi)^2} \frac{\kappa k_x k_y}{\bar{k}^4} \langle W \rangle, \quad (29)$$

which is the same as Eq. (18) but with N replaced by W .

Equations (27) and (29) are the improved wave-kinetic model. Unlike the traditional WKE (15), it retains U'' and U''' . The nonzero Γ implies that the number of driftons (DW enstrophy) is not truly conserved. Instead, the WKE has the same conservation laws as the mHME, i.e., conservation of the total energy $\mathcal{E} = \mathcal{E}_{\text{DW}} + \mathcal{E}_{\text{ZF}}$ and enstrophy $\mathcal{Z} = \mathcal{Z}_{\text{DW}} + \mathcal{Z}_{\text{ZF}}$,²⁸ where

$$\mathcal{E}_{\text{DW}} = \frac{1}{2} \int \frac{d\mathbf{k} d\mathbf{x}}{(2\pi)^2} \frac{W}{\bar{k}^2}, \quad \mathcal{E}_{\text{ZF}} = \frac{1}{2} \int d\mathbf{x} U^2, \quad (30a)$$

$$\mathcal{Z}_{\text{DW}} = \frac{1}{2} \int \frac{d\mathbf{k} d\mathbf{x}}{(2\pi)^2} W, \quad \mathcal{Z}_{\text{ZF}} = \frac{1}{2} \int d\mathbf{x} (U')^2. \quad (30b)$$

Like the traditional WKE, the improved WKE can be used to derive the dispersion relation of the linear zonal instability:

$$\omega = \int \frac{d\mathbf{k}}{(2\pi)^2} \frac{\kappa k_x k_y^2}{\bar{k}^4} \frac{q^2}{\omega - qv_g} \frac{\partial}{\partial k_x} \left[\left(1 - \frac{q^2}{\bar{k}^2}\right) W_0 \right]. \quad (31)$$

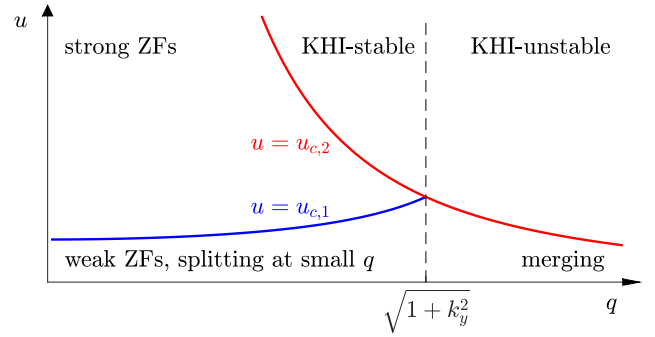


FIG. 1. A qualitative phase diagram of ZFs summarizing the main results of Sec. V. Here, u is the ZF velocity amplitude, q is the ZF wavenumber, and $u_{c,1}$ and $u_{c,2}$ are given by Eq. (35). The transition from weak to strong ZFs is discussed in Sec. V A, the KHI is discussed in Sec. V B, and the splitting and merging of ZFs are discussed in Sec. V D.

As first discussed in Ref. 27, the term q^2/\bar{k}^2 in Eq. (31), which ensures total enstrophy conservation, also provides a cutoff of $\text{Im}\omega$ at large q . This prevents the ultraviolet divergence mentioned in Sec. III.

Another recent development over the traditional WKE is the replacement of the *ad hoc* term $-\Delta\omega N^2$ in Eq. (20) with a rigorous wave–wave collision operator. Based on the weak-turbulence assumption and the quasinormal closure, this collision operator was derived in Ref. 29 using the Wigner–Moyal approach and is given by

$$C[W, W] \doteq S_{\text{NL}}[W, W] - 2\Gamma_{\text{NL}}[W]W. \quad (32)$$

(Here, the nonlinear source term S_{NL} is a quadratic function of W and the nonlinear damping rate Γ_{NL} depends linearly on W .) This collision operator can be placed at the right-hand side of Eq. (27) and conserves energy and enstrophy of DWs. A preliminary numerical investigation of this operator is reported in Ref. 79.

V. LINEAR AND NONLINEAR DYNAMICS FROM THE IMPROVED WAVE-KINETIC EQUATION

In the following, we overview several recent results that pertain to DW–ZF interactions and were derived from the improved WKE. In particular, the role of the ZF “curvature” $U'' \doteq \partial_x^2 U$ will be emphasized. Sections V A and V B are mostly based on published results. However, the discussion about pseudo-Hermiticity in Sec. V B, the WKE-based derivation of the equations of state in Sec. V C, and the discussion about merging and splitting of ZFs in Sec. V D are presented here for the first time. These results are based on the mHME and are summarized by a “phase diagram” in Fig. 1. Applications beyond the mHME will be discussed in Sec. VI.

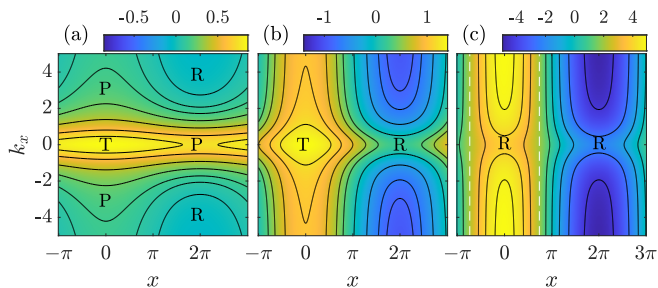


FIG. 2. Contour plots of \mathcal{H} [Eq. (28)] with U given by Eq. (34). The parameters are $\kappa = 1$ and $k_y = q = 0.5$, so $u_{c,1} = 0.44$ and $u_{c,2} = 4$ [Eq. (35)]. The subfigures correspond to three different regimes: (a) $u = 0.2$, so $u < u_{c,1}$; (b) $u = 2$, so $u_{c,1} < u < u_{c,2}$; and (c) $u = 10$, so $u > u_{c,2}$. The labels P, T, and R denote “passing”, “trapped”, and “runaway” trajectories. The white vertical dashed lines in (c) denote the locations where $U'' + \kappa = 0$.

A. Drifton phase-space dynamics

Like the traditional WKE, the improved WKE leads to ray equations of driftons:

$$\frac{d\mathbf{x}}{dt} = \frac{\partial \mathcal{H}}{\partial \mathbf{k}}, \quad \frac{d\mathbf{k}}{dt} = -\frac{\partial \mathcal{H}}{\partial \mathbf{x}}. \quad (33)$$

In stationary ZFs, where $d_t \mathcal{H} = \partial_t \mathcal{H} = 0$, driftons move along constant- \mathcal{H} contours in the (x, k_x) phase space while k_y is conserved. For simplicity, let us adopt the following ansatz for the ZF velocity:

$$U = u \cos qx. \quad (34)$$

Then, three different regimes are possible depending on how u relates to the critical velocities^{31,32}

$$u_{c,1} \doteq \frac{\kappa}{2(1+k_y^2) - q^2}, \quad u_{c,2} \doteq \frac{\kappa}{q^2}. \quad (35)$$

The GO limit [Eq. (9)] corresponds to $u_{c,1} \ll u_{c,2}$. The corresponding topologies of the drifton phase space are illustrated in Fig. 2 and differ in the presence of “passing”, “trapped”, and “runaway” trajectories. Passing trajectories vanish at $u > u_{c,1}$, and trapped trajectories vanish at $u > u_{c,2}$. Runaways are present at any u and provide an important dissipation mechanism of DWs. Namely, driftons on runaway trajectories move towards $|k_x| \rightarrow \infty$ and are eventually damped by dissipation. This can be understood as shearing out of DW eddies by ZFs.

The first critical ZF amplitude $u_{c,1}$ can be considered as the boundary between “weak” and “strong” ZFs in the following sense. Consider the interactions between a ZF and a radially extended monochromatic DW with $k_x = 0$ but $k_y \neq 0$. At $u < u_{c,1}$ most driftons reside on passing and trapped trajectories. However, passing trajectories vanish at $u > u_{c,1}$, when many driftons become runaways and transfer their energies to the ZF. That is when the ZF becomes efficient in shearing out DW eddies.

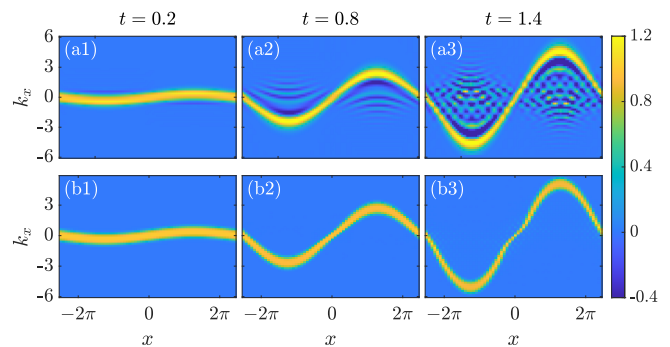


FIG. 3. Numerical solutions of the Wigner–Moyal equation (upper row) and the improved WKE (lower row). The numerical methods are described in Refs. 28 and 83. The initial conditions are $U = u \cos qx$ and $W = W_0 e^{-k_x^2/2\sigma^2}$, with $u = 10$, $q = 0.4$, $k_y = 1$, $\kappa = 1$, $\sigma = 0.5$, and $W_0 \ll 1$. Shown are W/W_0 at three different moments of time. The WKE solutions adequately approximate the exact DW dynamics. The Rayleigh–Kuo criterion, $q^2 u > \kappa$, is satisfied, but $q^2 < 1 + k_y^2$. As a result, the drifton generation rate is superseded by the drifton dissipation at large $|k_x|$, so the KHI does not develop.

This transition from weak to strong ZFs has been studied in detail for the nonlinear stage of the modulational instability.³³ There, the maximum ZF velocity is estimated as $u_{\max} \sim \gamma_{\text{MI}}/k_y$ where γ_{MI} is the modulational instability growth rate. Then, by comparing u_{\max} with $u_{c,1}$, we find that the transition occurs at $\gamma_{\text{MI}}/\Omega_{\mathbf{k}} \sim 1$. This explains the numerically observed transition from oscillations to saturation of the ZF amplitude.^{72,80,81}

The second critical ZF amplitude $u_{c,2}$ is attained when the ZF curvature $U'' = -q^2 U$ satisfies (assuming $\kappa > 0$)

$$\min(U'' + \kappa) \leq 0. \quad (36)$$

This is known as the Rayleigh–Kuo criterion,⁸² which is relevant to the KHI and will be discussed in the next subsection. Note that the Rayleigh–Kuo criterion is missed in the traditional WKE, because the latter neglects U'' , which effectively corresponds to $u_{c,2} = \infty$.

B. Kelvin–Helmholtz instability

The Rayleigh–Kuo criterion (36) is a generalization of the famous Rayleigh criterion in hydrodynamics⁸² and can be understood as follows. Let us consider the KHI as a Floquet mode $\tilde{w}(\mathbf{x}, t) = \text{Re}[\tilde{w}(x)e^{ik_y y - i\omega t}]$ of Eq. (21) with periodic U . Let $\hat{Q} \doteq \kappa + U''$, one can show that

$$\hat{H}\hat{Q} = \hat{Q}\hat{H}^\dagger. \quad (37)$$

This makes \hat{H} pseudo-Hermitian.^{84,85} Consider a variable transformation $\tilde{w} = \hat{Q}^{1/2}\tilde{\eta}$, so Eq. (21) becomes

$$i\partial_t \tilde{\eta} = \hat{H}\tilde{\eta}, \quad \hat{H} \doteq \hat{Q}^{-1/2}\hat{H}\hat{Q}^{1/2}. \quad (38)$$

As long as \hat{Q} is positive-definite, $\hat{Q}^{\pm 1/2}$ are Hermitian. Then, from Eq. (37), the new Hamiltonian \hat{H} is Hermitian too, and thus its eigenvalues are real, i.e., the corresponding Floquet modes are stable. This means that the instability requires that \hat{Q} be *not* positive-definite, and that is precisely the Rayleigh–Kuo criterion (36). Using the common terminology,⁸⁵ one can thereby consider the KHI as pseudo-Hermiticity breaking (also referred to as the parity–time symmetry breaking⁸⁶).

The Rayleigh–Kuo criterion is attained at $u > u_{c,2}$, when all the driftons reside on runaway trajectories and eventually dissipate at large $|k_x|$. Then, the KHI occurs only when the drifton generation rate $\Gamma \propto q^3$ [Eq. (28)] exceeds the drifton dissipation rate. A rigorous stability analysis in Ref. 30 shows that for a given k_y , a Floquet mode is stable if $q^2 \leq 1 + k_y^2$, and the unity originates from the assumed electron adiabatic response in the mHME. (The term “tertiary instability” was used in Ref. 30, but what is actually discussed there is the KHI.) This means that no modes are unstable if $q^2 \leq 1$, as illustrated by numerical results in Fig. 3. Therefore, in addition to the Rayleigh–Kuo criterion, the KHI also requires

$$q^2 > 1. \quad (39)$$

At $q^2 \leq 1$, the KHI is suppressed and the tertiary instability is more relevant, which is discussed in Sec. VI.

C. Equation of state and solitary structures

The WKE allows one to derive an “equation of state”, which connects the drifton density with the ZF velocity. This is done as follows. Let us rewrite Eq. (27) as

$$\frac{\partial W}{\partial t} = \frac{\partial}{\partial k_x} \left[k_y \left(\frac{U'''}{\bar{k}^2} + U' \right) W \right] + \frac{2k_x k_y (\kappa + U'')}{\bar{k}^4} \frac{\partial W}{\partial x} + F - D, \quad (40)$$

where we added forcing and dissipation for generality. Let us define the drifton density (DW enstrophy density)

$$Z(x, t) \doteq \frac{1}{2} \int \frac{d\mathbf{k}}{(2\pi)^2} W \quad (41)$$

and the drifton flux (DW enstrophy flux)

$$J(x, t) = -\kappa \int \frac{d\mathbf{k}}{(2\pi)^2} \frac{k_x k_y}{\bar{k}^4} W.$$

Note that the true drifton flux is modified by U'' , but the difference is small if $|U''| \ll \kappa$. Then, by integrating Eq. (40) over \mathbf{k} , one obtains

$$\partial_t Z + (1 + \kappa^{-1} U'') \partial_x J = S - \mu_{\text{DW}} Z. \quad (42)$$

Here, $S \doteq \int d\mathbf{k} F/8\pi^2$ is the drifton source and $\mu_{\text{DW}} \doteq Z^{-1} \int d\mathbf{k} D/8\pi^2$ is the average drifton damping rate. Meanwhile, Eq. (8b) can be rewritten as

$$\partial_t U = -\kappa^{-1} \partial_x J - \mu_{\text{ZF}} U, \quad (43)$$

where we assumed a linear friction of ZFs, $\int dx \langle d \rangle = \mu_{\text{ZF}} U$. Using the notation $\delta Z \doteq Z - S/\mu_{\text{DW}}$, one can rewrite Eqs. (42) and (43) as follows:

$$(\kappa + U'')(\partial_t + \mu_{\text{ZF}})U = (\partial_t + \mu_{\text{DW}})\delta Z. \quad (44)$$

If $|U''| \ll \kappa$ (as we have already assumed) and $\partial_t \ll \mu$, which corresponds to a quasistatic case, one obtains

$$U \approx \kappa^{-1} (\mu_{\text{DW}}/\mu_{\text{ZF}}) \delta Z. \quad (45)$$

However, for conservative systems ($F = D = 0$), one has

$$U \approx \kappa^{-1} \delta Z + c, \quad (46)$$

where c is some integration constant. Note that for the conservative system, S/μ_{DW} can still remain finite and can be considered as the initial condition for Z .

The equation of state, originally reported in Ref. 36 (and recently derived using a different approach in Ref. 87), has been used to study the nonlinear stage of the modulational instability of quasimonochromatic DWs. For a DW of the form $\tilde{w} = \text{Re}(\psi e^{i\mathbf{k} \cdot \mathbf{x} - i\Omega_{\mathbf{k}} t})$ with slowly varying envelope ψ , Eq. (46) gives $U = |\psi|^2/4\kappa + c$. Then, Eq. (21) leads to the following nonlinear Schrödinger equation:

$$i(\partial_t + v_g \partial_x) \psi = -(\chi/2) \partial_x^2 \psi + k_y |\psi|^2 \psi / 4\kappa, \quad (47)$$

where $v_g \doteq \partial \Omega_{\mathbf{k}} / \partial k_x$ is the same group velocity as before and $\chi \doteq \partial^2 \Omega_{\mathbf{k}} / \partial k_x^2 = 2\kappa k_y (4k_x^2 - \bar{k}^2) / \bar{k}^6$. Also, c has been absorbed into the phase of ψ . Equation (47) supports soliton solutions of the form

$$\psi = 2\eta \sqrt{\frac{\kappa \chi}{k_y}} \frac{e^{i\chi \eta^2 t/2}}{\cosh[\eta(x - v_g t)]}, \quad (48)$$

with a free parameter η . Similar solitary structures are commonly produced upon saturation of the modulational instability.^{36,37} Equation (47) was also derived in the past using alternative approaches,^{71,88} but the one presented here is, arguably, more transparent. In particular, the equation of state indicates a correlation between soliton formation and drifton trapping at peaks of U (Fig. 2).

D. Splitting and merging of zonal flows

Unlike the traditional WKE, the improved WKE predicts that the maximum of γ_{ZI} corresponds to a finite q , where $\gamma_{\text{ZI}} \doteq \text{Im} \omega$ is the zonostrophic-instability growth rate [Eq. (31)]. Even more importantly, the improved WKE can also be used to estimate the characteristic scale of naturally formed ZFs in the saturated state. Although there is no comprehensive theory yet that would unambiguously predict the ZF wavenumber, one can expect that if the initial conditions are such that ZFs are produced with a “nonoptimal” q , the ZFs will exhibit splitting or merging until the optimal scale is reached.

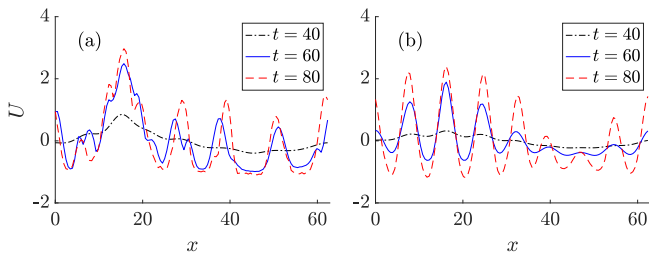


FIG. 4. Results from numerical simulations of (a) the mHME and (b) the improved WKE. The initial conditions are $\tilde{w} = w_0 \cos py$, $U = u \sin qx$, and small random noise is added. This corresponds to $W = \pi^2 w_0^2 \delta(k_x) \delta(|k_y| - p)$ as the initial condition of the WKE. No forcing and dissipation are included except a small fourth-order hyperviscosity $d = 10^{-4} \nabla^4 w$. The parameters are $\kappa = 1$, $p = 0.5$, $q = 0.1$, $w_0 = 2$, and $u = 0.1$. Shown are the ZF velocity at three different moments of time. The initially large-scale ZFs split into smaller-scale ZFs.

The splitting of ZFs can be easily understood. Large-scale ZFs form a nearly homogeneous background, so the zonostrophic instability can develop at smaller scales just like in homogeneous plasma, which can be interpreted as ZF splitting. This process is illustrated in Fig. 4.

Merging of small-scale ZFs is also readily seen in simulations (Fig. 5) but is less intuitive. To understand it qualitatively, let us consider the drifton Hamiltonian given by Eq. (28). Since the initial conditions in Fig. 5 correspond to $k_y = \pm p$ and $k_x = 0$, we assume that $k_x^2 \ll k_y^2$ so that k^{-2} can be expanded in k_x^2 . Let us also adopt the equation of state (46). Then, the Hamiltonian can be approximated as

$$\mathcal{H} \approx -\frac{k_y}{\kappa} \left(\frac{k_x^2}{2m} + V \right) + \mathcal{H}_0, \quad (49)$$

where $\mathcal{H}_0 = \kappa k_y / (1 + k_y^2)$, $m \doteq (1 + k_y^2)^2 / 2\kappa^2$, and

$$V = \left(\frac{q^2}{1 + k_y^2} - 1 \right) \delta Z. \quad (50)$$

It is seen then that a drifton behaves like a classical particle with mass $m > 0$, momentum k_x , and potential energy V . (The overall coefficient $-k_y/\kappa$ can be eliminated by redefining the time variable and hence is unimportant.) Because δZ is the drifton-density perturbation, Eq. (50) suggests that states with $q^2 > 1 + k_y^2$ are energetically unfavorable. Hence, one can expect that the system tends to reduce q , corresponding to ZF merging. This argument is only qualitative, because the applicability of the WKE at large q is questionable. Still, it suggests the following upper bound on q for stable ZFs:

$$q_{\max} \sim \sqrt{1 + k_y^2}, \quad (51)$$

which is consistent with the KHI analysis in Sec. VB.

Note that the above arguments assume negligible forcing and dissipation. In the opposite limit, when forcing and dissipation are strong, the ZF amplitude has

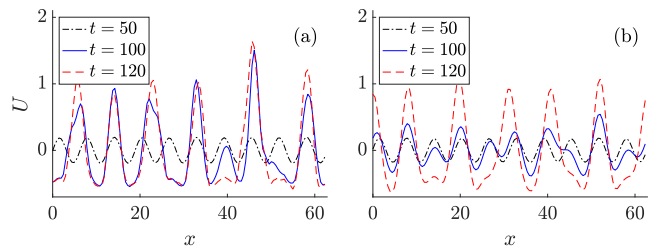


FIG. 5. Same as Fig. 4 but with $w_0 = 1.4$ and $q = 1$. The initially small-scale ZFs merge into larger-scale ZFs.

been shown to obey the Ginzburg–Landau equation near the threshold of the zonostrophic instability.^{58,59,89} Then, ZFs with too large or too small q are subject to the Eckhaus instability, so the scalings may be different.

VI. ROLE OF THE ZONAL-FLOW CURVATURE BEYOND THE MODIFIED HASEGAWA–MIMA MODEL

Although the mHME model captures many important aspects of DW–ZF interactions, it is fundamentally limited in that it supports no primary instabilities. To mimic a primary instability, the traditional WKE often includes a forcing $F = \gamma_{\mathbf{k}} N$, where $\gamma_{\mathbf{k}}$ is positive in a certain range of \mathbf{k} .^{13,15,18,20,66} However, it does not properly capture the dependence of $\gamma_{\mathbf{k}}$ on the ZF curvature, which can be crucial. To understand this effect, we consider the mTHE model [Eq. (5)] with a built-in primary DW instability. In this case, the improved WKE has the same form as the one for the mHME [Eq. (27)] but $\bar{k}^2 = 1 + k^2 - i\delta_{\mathbf{k}}$, where $\delta_{\mathbf{k}}$ gives rise to the primary instability. Then, to the lowest order the U''' term may be neglected, but U'' generally should be retained:³⁴

$$\mathcal{H} = k_y U + \text{Re } \Omega_{\mathbf{k}} (1 + U''/\kappa), \quad (52)$$

$$\Gamma = \text{Im } \Omega_{\mathbf{k}} (1 + U''/\kappa). \quad (53)$$

It is seen that U'' directly modifies the DW frequencies and growth rates. Even though q is assumed small, the WKE does not pose a restriction on the ZF amplitude; hence, $|U'''| \sim q^2 |U|$ can be comparable to κ , in which case the DW frequencies and growth rates are substantially modified. Importantly, this modification is inhomogeneous in space; the growth rate is reduced at ZF peaks ($U'' < 0$) and is enhanced at ZF troughs ($U'' > 0$). (These conclusions also extend to more complex models of DW turbulence^{35,43,45} and have also been verified independently through deep learning.⁹⁰)

The dependence of \mathcal{H} and Γ on U'' leads to the tertiary instability of ZFs.⁹ In particular, \mathcal{H} describes the tertiary-mode structures while Γ describes their growth rates.^{34,35} (Since $\Gamma \propto \text{Im } \Omega_{\mathbf{k}}$ vanishes at $\delta_{\mathbf{k}} = 0$, the tertiary instability is missed in the mHME.) Since the tertiary instability determines whether ZFs can suppress DWs, the threshold of DW turbulence onset is also U'' -dependent. This has led to an explicit estimate of the

Dimits shift within the mTHE.^{34,35} Also, as discussed in Ref. 34, the improved WKE can only provide a qualitative description of the tertiary instability, while achieving quantitative agreement requires application of the complete Wigner–Moyal approach.

The tertiary instability is often confused with the KHI,^{26,30,52,91} but the recent studies reveal that their physical mechanisms are very different.^{34,35,45} The tertiary instability extracts energy from the background gradients just like the primary instability, while the KHI extracts energy from the flow shear. In fact, the tertiary instability can be considered as a primary instability modified by U'' . Since ZFs usually form large-scale structures, the tertiary instability is more relevant than the KHI, because the latter is stabilized at such scales (assuming that the electron response is close to adiabatic; see Sec. V B). Similar conclusions also apply within the modified Hasegawa–Wakatani model³⁵ and within the ITG model from Ref. 9.⁹²

VII. SUMMARY

In this paper, we overview the recent advances in the wave-kinetic theory of inhomogeneous DW-ZF interactions^{27–38} and present a consolidated high-level physics picture of ZF physics, mostly based on the mHME model. A special focus is made on understanding driftion phase-space dynamics, associated solitary structures, merging and splitting of ZFs, as well as the KHI and the tertiary instability. We also briefly mention the connection between these findings and the recent progress in analytic understanding of the Dimits shift.

ACKNOWLEDGMENTS

This work was supported by the US DOE through Contract No. DE-AC02-09CH11466.

DATA AVAILABILITY

Digital data can be found in DataSpace of Princeton University.⁹³

- ¹P. Diamond, S. Itoh, K. Itoh, and T. Hahm, “Zonal flows in plasma—a review,” *Plasma Physics and Controlled Fusion* **47**, R35 (2005).
- ²A. Fujisawa, “A review of zonal flow experiments,” *Nuclear Fusion* **49**, 013001 (2008).
- ³C. Connaughton, S. Nazarenko, and B. Quinn, “Rossby and drift wave turbulence and zonal flows: the Charney–Hasegawa–Mima model and its extensions,” *Physics Reports* **604**, 1 (2015).
- ⁴K. Burrell, “Role of sheared $E \times B$ flow in self-organized, improved confinement states in magnetized plasmas,” *Physics of Plasmas* **27**, 060501 (2020).
- ⁵G. Hammett, M. Beer, W. Dorland, S. Cowley, and S. Smith, “Developments in the gyrofluid approach to tokamak turbulence simulations,” *Plasma Physics and Controlled Fusion* **35**, 973 (1993).

- ⁶A. Dimits, T. Williams, J. Byers, and B. Cohen, “Scalings of ion-temperature-gradient-driven anomalous transport in tokamaks,” *Physical Review Letters* **77**, 71 (1996).
- ⁷Z. Lin, T. Hahm, W. Lee, W. Tang, and R. White, “Turbulent transport reduction by zonal flows: Massively parallel simulations,” *Science* **281**, 1835 (1998).
- ⁸A. Dimits, G. Bateman, M. Beer, B. Cohen, W. Dorland, G. Hammett, C. Kim, J. Kinsey, M. Kotschenreuther, A. Kritz, L. Lao, J. Mandrekas, W. Nevins, S. Parker, A. Redd, D. Shumaker, R. Sydora, and J. Weiland, “Comparisons and physics basis of tokamak transport models and turbulence simulations,” *Physics of Plasmas* **7**, 969 (2000).
- ⁹B. Rogers, W. Dorland, and M. Kotschenreuther, “Generation and stability of zonal flows in ion-temperature-gradient mode turbulence,” *Physical Review Letters* **85**, 5336 (2000).
- ¹⁰D. Mikkelsen and W. Dorland, “Dimits shift in realistic gyrokinetic plasma-turbulence simulations,” *Physical Review Letters* **101**, 135003 (2008).
- ¹¹S. Kobayashi and B. Rogers, “The quench rule, Dimits shift, and eigenmode localization by small-scale zonal flows,” *Physics of Plasmas* **19**, 012315 (2012).
- ¹²M. Malkov, P. Diamond, and A. Smolyakov, “On the stability of drift wave spectra with respect to zonal flow excitation,” *Physics of Plasmas* **8**, 1553 (2001).
- ¹³M. Malkov, P. Diamond, and M. Rosenbluth, “On the nature of bursting in transport and turbulence in drift wave–zonal flow systems,” *Physics of Plasmas* **8**, 5073 (2001).
- ¹⁴A. Smolyakov and P. Diamond, “Generalized action invariants for drift waves–zonal flow systems,” *Physics of Plasmas* **6**, 4410 (1999).
- ¹⁵P. Kaw, R. Singh, and P. Diamond, “Coherent nonlinear structures of drift wave turbulence modulated by zonal flows,” *Plasma Physics and Controlled Fusion* **44**, 51 (2001).
- ¹⁶J. Mendonça, R. Bingham, and P. Shukla, “Resonant quasiparticles in plasma turbulence,” *Physical Review E* **68**, 016406 (2003).
- ¹⁷R. Trines, R. Bingham, L. Silva, J. Mendonça, P. Shukla, and W. Mori, “Quasiparticle approach to the modulational instability of drift waves coupling to zonal flows,” *Physical Review Letters* **94**, 165002 (2005).
- ¹⁸L. Wang and T. Hahm, “Theory of fine-scale zonal flow generation from trapped electron mode turbulence,” *Physics of Plasmas* **16**, 082302 (2009).
- ¹⁹Y. Kosuga and K. Hasamada, “Role of density modulation in driving nonlinear streamer flows in drift wave turbulence,” *Physics of Plasmas* **25**, 100701 (2018).
- ²⁰M. Sasaki, T. Kobayashi, K. Itoh, N. Kasuya, Y. Kosuga, A. Fujisawa, and S.-I. Itoh, “Spatio-temporal dynamics of turbulence trapped in geodesic acoustic modes,” *Physics of Plasmas* **25**, 012316 (2018).
- ²¹A. Dyachenko, S. Nazarenko, and V. Zakharov, “Wave-vortex dynamics in drift and β -plane turbulence,” *Physics Letters A* **165**, 330 (1992).
- ²²D. Manin and S. Nazarenko, “Nonlinear interaction of small-scale Rossby waves with an intense large-scale zonal flow,” *Physics of Fluids* **6**, 1158 (1994).
- ²³A. Balk, S. Nazarenko, and V. Zakharov, “On the nonlocal turbulence of drift type waves,” *Physics Letters A* **146**, 217 (1990).
- ²⁴A. Balk, V. Zakharov, and S. Nazarenko, “Nonlocal turbulence of drift waves,” *Soviet Physics JETP* **71**, 249 (1990).
- ²⁵P. Diamond, Y.-M. Liang, B. Carreras, and P. Terry, “Self-regulating shear flow turbulence: A paradigm for the L to H transition,” *Physical Review Letters* **72**, 2565 (1994).
- ²⁶E.-J. Kim and P. Diamond, “Zonal flows and transient dynamics of the L – H transition,” *Physical Review Letters* **90**, 185006 (2003).
- ²⁷J. Parker, “Dynamics of zonal flows: failure of wave-kinetic theory, and new geometrical optics approximations,” *Journal of Plasma Physics* **82**, 595820602 (2016).
- ²⁸D. Ruiz, J. Parker, E. Shi, and I. Dodin, “Zonal-flow dynamics from a phase-space perspective,” *Physics of Plasmas* **23**, 122304 (2016).

- (2016).
- ²⁹D. Ruiz, M. Glinzky, and I. Dodin, “Wave kinetic equation for inhomogeneous drift-wave turbulence beyond the quasilinear approximation,” *Journal of Plasma Physics* **85**, 905850101 (2019).
 - ³⁰H. Zhu, Y. Zhou, and I. Dodin, “On the Rayleigh–Kuo criterion for the tertiary instability of zonal flows,” *Physics of Plasmas* **25**, 082121 (2018).
 - ³¹H. Zhu, Y. Zhou, and I. Dodin, “On the structure of the drifton phase space and its relation to the Rayleigh–Kuo criterion of the zonal-flow stability,” *Physics of Plasmas* **25**, 072121 (2018).
 - ³²H. Zhu, Y. Zhou, D. Ruiz, and I. Dodin, “Wave kinetics of drift-wave turbulence and zonal flows beyond the ray approximation,” *Physical Review E* **97**, 053210 (2018).
 - ³³H. Zhu, Y. Zhou, and I. Dodin, “Nonlinear saturation and oscillations of collisionless zonal flows,” *New Journal of Physics* **21**, 063009 (2019).
 - ³⁴H. Zhu, Y. Zhou, and I. Dodin, “Theory of the tertiary instability and the Dimits shift within a scalar model,” *Journal of Plasma Physics* **86**, 905860405 (2020).
 - ³⁵H. Zhu, Y. Zhou, and I. Dodin, “Theory of the tertiary instability and the Dimits shift from reduced drift-wave models,” *Physical Review Letters* **124**, 055002 (2020).
 - ³⁶Y. Zhou, H. Zhu, and I. Dodin, “Formation of solitary zonal structures via the modulational instability of drift waves,” *Plasma Physics and Controlled Fusion* **61**, 075003 (2019).
 - ³⁷Y. Zhou, H. Zhu, and I. Dodin, “Solitary zonal structures in subcritical drift waves: a minimum model,” *Plasma Physics and Controlled Fusion* **62**, 045021 (2020).
 - ³⁸V. Tsiolis, Y. Zhou, and I. Dodin, “Structure formation in turbulence as instability of effective quantum plasma,” *Physics Letters A* **384**, 126377 (2020).
 - ³⁹A. Hasegawa and K. Mima, “Stationary spectrum of strong turbulence in magnetized nonuniform plasma,” *Physical Review Letters* **39**, 205 (1977).
 - ⁴⁰A. Hasegawa and K. Mima, “Pseudo-three-dimensional turbulence in magnetized nonuniform plasma,” *The Physics of Fluids* **21**, 87 (1978).
 - ⁴¹J. Krommes and C.-B. Kim, “Interactions of disparate scales in drift-wave turbulence,” *Physical Review E* **62**, 8508 (2000).
 - ⁴²D. St-Onge, “On non-local energy transfer via zonal flow in the Dimits shift,” *Journal of Plasma Physics* **83**, 905830504 (2017).
 - ⁴³P. Ivanov, A. Schekochihin, W. Dorland, A. Field, and F. Parra, “Zonally dominated dynamics and Dimits threshold in curvature-driven ITG turbulence,” *Journal of Plasma Physics* **86**, 855860502 (2020).
 - ⁴⁴D. Qi, A. Majda, and A. Cerfon, “Dimits shift, avalanche-like bursts, and solitary propagating structures in the two-field flux-balanced Hasegawa–Wakatani model for plasma edge turbulence,” *Physics of Plasmas* **27**, 102304 (2020).
 - ⁴⁵A. Hallenbert and G. Plunk, “Predicting the Dimits shift through reduced mode tertiary instability analysis in a strongly driven gyrokinetic fluid limit,” arXiv:2012.09799.
 - ⁴⁶W. Dorland and G. Hammett, “Gyrofluid turbulence models with kinetic effects,” *Physics of Fluids B: Plasma Physics* **5**, 812 (1993).
 - ⁴⁷P. Terry and W. Horton, “Stochasticity and the random phase approximation for three electron drift waves,” *The Physics of Fluids* **25**, 491 (1982).
 - ⁴⁸P. Terry and W. Horton, “Drift wave turbulence in a low-order k space,” *The Physics of Fluids* **26**, 106 (1983).
 - ⁴⁹W. Tang, “Microinstability theory in tokamaks,” *Nuclear Fusion* **18**, 1089 (1978).
 - ⁵⁰A. Hasegawa and M. Wakatani, “Plasma edge turbulence,” *Physical Review Letters* **50**, 682 (1983).
 - ⁵¹M. Wakatani and A. Hasegawa, “A collisional drift wave description of plasma edge turbulence,” *The Physics of Fluids* **27**, 611 (1984).
 - ⁵²R. Numata, R. Ball, and R. Dewar, “Bifurcation in electrostatic resistive drift wave turbulence,” *Physics of Plasmas* **14**, 102312 (2007).
 - ⁵³Y. Zhang and S. Krasheninnikov, “Effect of neutrals on the anomalous edge plasma transport,” *Plasma Physics and Controlled Fusion* **62**, 115018 (2020).
 - ⁵⁴Y. Zhang and S. Krasheninnikov, “Influence of zonal flow and density on resistive drift wave turbulent transport,” *Physics of Plasmas* **27**, 122303 (2020).
 - ⁵⁵M. Ottaviani, M. Beer, S. Cowley, W. Horton, and J. Krommes, “Unanswered questions in ion-temperature-gradient-driven turbulence,” *Physics Reports* **283**, 121 (1997).
 - ⁵⁶D. St-Onge and J. Krommes, “Zonostrophic instability driven by discrete particle noise,” *Physics of Plasmas* **24**, 042107 (2017).
 - ⁵⁷M. Leconte and R. Singh, “Effects of zonal flows on transport crossphase in dissipative trapped-electron mode turbulence in edge plasmas,” *Plasma Physics and Controlled Fusion* **61**, 095004 (2019).
 - ⁵⁸J. Parker and J. Krommes, “Zonal flow as pattern formation,” *Physics of Plasmas* **20**, 100703 (2013).
 - ⁵⁹J. Parker and J. Krommes, “Generation of zonal flows through symmetry breaking of statistical homogeneity,” *New Journal of Physics* **16**, 035006 (2014).
 - ⁶⁰However, as mentioned in Ref. 27, experimental results in Refs 2, 94, and 95 suggest that the ZF wavelength can as well be comparable to those of DWs. Then, the Wigner–Moyal equation outlined in Sec. IV should be used.
 - ⁶¹E. Tracy, A. Brizard, A. Richardson, and A. Kaufman, *Ray Tracing and Beyond: Phase Space Methods in Plasma Wave Theory* (Cambridge University Press, 2014).
 - ⁶²N. Mattor and P. Diamond, “Drift wave propagation as a source of plasma edge turbulence: Slab theory,” *Physics of Plasmas* **1**, 4002 (1994).
 - ⁶³A. Brizard, “Variational structure for dissipationless linear drift-wave equations,” *Physics of Plasmas* **3**, 744 (1996).
 - ⁶⁴A. Smolyakov, P. Diamond, and V. Shevchenko, “Zonal flow generation by parametric instability in magnetized plasmas and geostrophic fluids,” *Physics of Plasmas* **7**, 1349 (2000).
 - ⁶⁵I. Bernstein, J. Greene, and M. Kruskal, “Exact nonlinear plasma oscillations,” *Physical Review* **108**, 546 (1957).
 - ⁶⁶R. Singh, R. Singh, P. Kaw, Ö. Gürçan, and P. Diamond, “Coherent structures in ion temperature gradient turbulence-zonal flow,” *Physics of Plasmas* **21**, 102306 (2014).
 - ⁶⁷A. Smolyakov, P. Diamond, and M. Malkov, “Coherent structure phenomena in drift wave-zonal flow turbulence,” *Physical Review Letters* **84**, 491 (2000).
 - ⁶⁸B. Farrell and P. Ioannou, “Structure and spacing of jets in barotropic turbulence,” *Journal of the Atmospheric Sciences* **64**, 3652 (2007).
 - ⁶⁹K. Srinivasan and W. Young, “Zonostrophic instability,” *Journal of the Atmospheric Sciences* **69**, 1633 (2012).
 - ⁷⁰P. Diamond, S. Champeaux, M. Malkov, A. Das, I. Gruzinov, M. Rosenbluth, C. Holland, B. Wecht, A. Smolyakov, F. Hinton, Z. Lin, and T. Hahm, “Secondary instability in drift wave turbulence as a mechanism for zonal flow and avalanche formation,” *Nuclear Fusion* **41**, 1067 (2001).
 - ⁷¹S. Champeaux and P. Diamond, “Streamer and zonal flow generation from envelope modulations in drift wave turbulence,” *Physics Letters A* **288**, 214 (2001).
 - ⁷²C. Connaughton, B. Nadiga, S. Nazarenko, and B. Quinn, “Modulational instability of Rossby and drift waves and generation of zonal jets,” *Journal of Fluid Mechanics* **654**, 207 (2010).
 - ⁷³T. Stix, *Waves in plasmas* (American Institute of Physics, 1992).
 - ⁷⁴E. Wigner, “On the Quantum Correction For Thermodynamic Equilibrium,” *Physical Review* **40**, 749 (1932).
 - ⁷⁵A similar approach can be used also in more complex turbulence models, including those where turbulence is described by multiples fields. In that case, W is generally a matrix. See Ref. 38.
 - ⁷⁶J. Moyal, “Quantum mechanics as a statistical theory,” *Mathematical Proceedings of the Cambridge Philosophical Society* **45**, 99 (1949).
 - ⁷⁷H. Groenewold, “On the principles of elementary quantum mechanics,” in *On the Principles of Elementary Quantum Mechan-*

- ics* (Springer, 1946) pp. 1–56.
- ⁷⁸J. Mendonça and K. Hizanidis, “Improved model of quasi-particle turbulence (with applications to Alfvén and drift wave turbulence),” *Physics of Plasmas* **18**, 112306 (2011).
- ⁷⁹D. Ruiz, “Theoretical study of various nonlinear phenomena in plasma systems and scaling of magneto-inertial-fusion targets.” Tech. Rep. (Sandia National Lab.(SNL-NM), Albuquerque, NM (United States), 2020).
- ⁸⁰G. Manfredi, C. Roach, and R. Dendy, “Zonal flow and streamer generation in drift turbulence,” *Plasma Physics and Controlled Fusion* **43**, 825 (2001).
- ⁸¹S. Gallagher, B. Hnat, C. Connaughton, S. Nazarenko, and G. Rowlands, “The modulational instability in the extended Hasegawa-Mima equation with a finite Larmor radius,” *Physics of Plasmas* **19**, 122115 (2012).
- ⁸²H.-L. Kuo, “Dynamic instability of two-dimensional nondivergent flow in a barotropic atmosphere,” *Journal of Meteorology* **6**, 105 (1949).
- ⁸³J. Parker, “Numerical simulation of the geometrical-optics reduction of CE2 and comparisons to quasilinear dynamics,” *Physics of Plasmas* **25**, 055708 (2018).
- ⁸⁴A. Brizard, “On the relation between pseudo-Hermiticity and dissipation,” *Physics Letters A* **187**, 382 (1994).
- ⁸⁵A. Mostafazadeh, “Pseudo-Hermiticity versus PT symmetry: the necessary condition for the reality of the spectrum of a non-Hermitian Hamiltonian,” *Journal of Mathematical Physics* **43**, 205 (2002).
- ⁸⁶H. Qin, R. Zhang, A. Glasser, and J. Xiao, “Kelvin-Helmholtz instability is the result of parity-time symmetry breaking,” *Physics of Plasmas* **26**, 032102 (2019).
- ⁸⁷S. Krasheninnikov, A. Smolyakov, Y. Zhang, and O. Chapurin, “Drift waves enstrophy, zonal flow, and nonlinear evolution of the modulational instability,” *Physics of Plasmas* **28**, 010702 (2021).
- ⁸⁸R. Dewar and R. Abdullatif, “Zonal flow generation by modulational instability,” in *Frontiers in Turbulence and Coherent Structures*, vol. 6 (World Scientific, 2007) p. 415.
- ⁸⁹N. Bakas, N. Constantinou, and P. Ioannou, “Statistical state dynamics of weak jets in barotropic beta-plane turbulence,” *Journal of the Atmospheric Sciences* **76**, 919 (2019).
- ⁹⁰R. Heinonen and P. Diamond, “Turbulence model reduction by deep learning,” *Physical Review E* **101**, 061201 (2020).
- ⁹¹J. Li and P. Diamond, “Another look at zonal flows: Resonance, shearing, and frictionless saturation,” *Physics of Plasmas* **25**, 042113 (2018).
- ⁹²See Supplemental Material of Ref. 35.
- ⁹³See <http://arks.princeton.edu/ark:/88435/dsp01ws859j72v> for digital data.
- ⁹⁴D. Gupta, R. Fonck, G. McKee, D. Schlossberg, and M. Shafer, “Detection of Zero-Mean-Frequency Zonal Flows in the Core of a High-Temperature Tokamak Plasma,” *Physical Review Letters* **97**, 125002 (2006).
- ⁹⁵J. Hillesheim, E. Delabie, H. Meyer, C. Maggi, L. Meneses, E. Poli, J. Contributors, E. Consortium, *et al.*, “Stationary Zonal Flows during the Formation of the Edge Transport Barrier in the JET Tokamak,” *Physical Review Letters* **116**, 065002 (2016).