

Explain and Predict, and then Predict Again

Zijian Zhang
L3S Research Center
Hannover, Germany
zzhang@l3s.de

Koustav Rudra
L3S Research Center
Hannover, Germany
rudra@l3s.de

Avishek Anand
L3S Research Center
Hannover, Germany
anand@l3s.de

ABSTRACT

A desirable property of learning systems is to be both effective and interpretable. Towards this goal, recent models have been proposed that first generate an extractive explanation from the input text and then generate a prediction on just the explanation called *explain-then-predict models*. These models primarily consider the task input as a supervision signal in learning an extractive explanation and do not effectively integrate *rationales data* as an additional inductive bias to improve task performance.

We propose a novel yet simple approach ExPred, which uses multi-task learning in the explanation generation phase effectively trading-off explanation and prediction losses. Next, we use another prediction network on just the extracted explanations for optimizing the task performance. We conduct an extensive evaluation of our approach on three diverse language datasets – sentiment classification, fact-checking, and question answering – and find that we substantially outperform existing approaches.

CCS CONCEPTS

• Computing methodologies → Probabilistic reasoning.

ACM Reference Format:

Zijian Zhang, Koustav Rudra, and Avishek Anand. 2021. Explain and Predict, and then Predict Again. In *Proceedings of the Fourteenth ACM International Conference on Web Search and Data Mining (WSDM '21)*, March 8–12, 2021, Virtual Event, Israel. ACM, New York, NY, USA, 9 pages. <https://doi.org/10.1145/3437963.3441758>

1 INTRODUCTION

Web content analysis using text has been recently dominated by complex representation learning approaches using neural models. A key concern using complex learning systems is regarding their interpretability in that it is hard to determine if the predictions of these models are grounded in the right reasons. Towards this, there has been an upsurge of approaches that intend to interpret the decisions of complex learning models using post-hoc analysis [22, 26, 29]. A key problem in post-hoc interpretability is in its inherent uncertainty of the evaluation, that is – ground truth for the actual machine rationale behind a certain decision is missing. The alternate design philosophy is to construct models that are *interpretable by*

Permission to make digital or hard copies of all or part of this work for personal or classroom use is granted without fee provided that copies are not made or distributed for profit or commercial advantage and that copies bear this notice and the full citation on the first page. Copyrights for components of this work owned by others than ACM must be honored. Abstracting with credit is permitted. To copy otherwise, or republish, to post on servers or to redistribute to lists, requires prior specific permission and/or a fee. Request permissions from permissions@acm.org.

WSDM '21, March 8–12, 2021, Virtual Event, Israel

© 2021 Association for Computing Machinery.

ACM ISBN 978-1-4503-8297-7/21/03...\$15.00

<https://doi.org/10.1145/3437963.3441758>

Query: san francisco bay area contains zero towns

Label: REFUTE, Predict: REFUTE

Input Passage: the san francisco bay area, referred to locally as the bay area is a populous region surrounding the san francisco and san pablo estuaries in northern california. The region encompasses the major cities and metropolitan areas of san jose, san francisco, and Oakland, along with smaller urban and rural areas. The bay area's nine counties areSanta Clara, Solana and Sonoma. Home to approximately 7.68 million people, the nine-county bay area contained many cities, towns, airports, and associated regional, state, and national parks, connected by a network of roads, highways, railroads, bridges, tunnels and commuter rail. The combined statistical area of the region is the second largest in california after the Los Angeles area.

Figure 1: An anecdotal example of an extractive explanation of our ExPred model that refutes the query using a passage from the FEVER dataset. The explanation is highlighted in green.

design, obviating the need for post-hoc interpretability, that produce an explanation or rationale along with the decision [18, 19].

This paper aims to learn accurate models that are *interpretable by design* by effectively using “rationales” data. A rationale is defined to be a small yet sufficient part of the input text, short so that it makes clear what is most important, and sufficient so that a correct prediction can be made from the rationale alone [2]. For many language tasks found in the Web, like fact-checking, sentiment detection, and question answering, *rationales* are available that encode human reasoning in the form of extractive task-specific summaries, as shown in Figure 1. Rationale data has been used to improve the performance of prediction tasks [27, 38, 39], but these models do not generate explanations.

We are specifically interested in models where explanations are first-class citizens, in that each prediction can be unambiguously attributed to a reason or rationale that is human-understandable. Towards this, we focus on a recently proposed framework that we refer to as *explain-then-predict models* [2, 18, 19]. Such models perform the task prediction in a two-stage manner. In the explanation phase, a model learns to extract the rationale from the input text. In the subsequent prediction phase, another independent model predicts the task output solely based on the extractive explanation. Unlike the post-hoc approaches, the explain-then-predict setup unambiguously attributes the reason for a given prediction to the extractive explanations.

A crucial limitation of explain-then-predict models is that they fail to learn accurate models since they either ignore or do not

effectively utilize the rationales data as a supervision signal. Specifically, Bastings et al. [2], Lei et al. [19], Yoon et al. [36] train end-to-end models that are only supervised on task-specific training data. On the other hand, Lehman et al. [18] follows a pipelined approach that explicitly uses the rationales data in the explanation generation phase but is agnostic to task-specific signals, thus not being able to generalize well in the subsequent prediction phase. This paper’s main objective is to exploit supervision signals from both rationales data and task objective for generating *task-aware* explanations to improve task performance.

Unlike earlier approaches, our idea is simple – we learn to generate explanations supervised by both task-specific and rationale-based signals in our explanation generation phase. We realize this by using multi-task learning, where *task prediction* and *explanation generation* are both learned on a common encoder substrate (cf. Figure 2). After training the explanation model, in the prediction phase, a separately parameterized model for task prediction is learned just on the generated explanation. We refer to this scheme of predicting and explaining first (in the explanation generation phase) and then predicting again (in the prediction phase) as ExPred.

We conduct an extensive evaluation of ExPred on three different language tasks found in the Web, where human rationales are provided – *sentiment classification*, *fact checking* and *question answering*. We find that using a shared representation space for encoding the input for prediction and explanation generation results in more task-specific explanations. We also observe that ExPred can effectively balance the task and explanation performance by learning to generate task-specific explanations.

Our contributions. In sum the key contributions of our work are

- We propose a novel explanation generation framework work using multi-task learning ExPred that is task-aware and can exploit rationales data for effective explanations.
- We show that our explanations show significant improvements in task performance (up to 7%) and explanation accuracy (up to 20%) over existing baselines.

For the sake of reproducibility, the code for the experiments described in this paper will be made available at <https://github.com/JoshuaGhost/expred>.

2 RELATED WORK

Classical models are known to exhibit a natural trade-off between task performance and being interpretable. As a result, in recently popular post-hoc interpretability approaches that do not negotiate task performance and instead rely on interpreting already trained models in a post-hoc manner [16, 22, 26, 34]. However, a fundamental limitation of such post-hoc approaches is that – explanations might be faithful to the predictions of the model but might not be faithful to the model’s actual decision-making process of the model [28] or to human reasoning [40]. Secondly, and more worrisome is the problem of evaluation of interpretability techniques due to difficulty in gathering ground truth for evaluating an explanation due to human bias [17].

Explain-then-predict models. Lei et al. [19] proposed a sequential approach of rationale generation followed by prediction using the generated prediction. Similar frameworks that mainly differ in

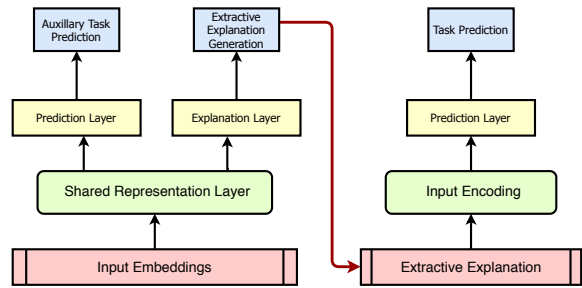


Figure 2: Overview of ExPred. Explanation generation supervised by task objectives and explanation generation. Here auxiliary task is the same as the actual task (the Task Prediction on the right).

how they perform end-to-end training due to the explanation sampling step have been proposed subsequently. Common proposals for training include using REINFORCE [19], actor-critic methods [36], or re-parameterization tricks [2]. Lehman et al. [18] uses a similar philosophy of decoupling rationale generator and predictor, albeit a slightly different architecture and supervised using human rationales. Instead, we explicitly use human rationales to provide the supervision signal and decouple the prediction network from the explanation phase.

Rationale-based prediction. Related to our work is the work on rationale classification and has roots in the seminal work of Zaidan et al. [37], Zaidan and Eisner [38] that aims to improve model generalization by utilizing human rationales as inductive bias. The closest to our work of building explain-then-predict models using rationale data is DeYoung et al. [7], who instead use rationale predictions as regularizers to the task loss. We use these approaches as competitors in our experiments.

Unlike us, all these approaches are agnostic to task supervision when learning to generate explanations. An exception is Zhong et al. [41] that showed supervising regularizes the attention layer with human annotations while learning from task supervision. However, it is not an explain-then-predict model. Specifically, it is hard to unambiguously attribute the rationale of the prediction since the prediction phase still has access to the input.

Interpretability for Language Tasks. With the tremendous growth of the Web [10, 11], many language tasks on the Web are being treated learning tasks. For language tasks, there has been work on post-hoc analysis of already learned neural models by analyzing state activation [1, 9, 20] or attention weights [5, 12, 23, 35]. The attention weights learned as weights assigned to token representation are intended to describe rationales. However, recently the faithfulness of interpreting model prediction with soft attention weights has been called into question [13, 33]. Specifically, the contextual entanglement of inputs is non-trivial. The prediction model can still perform well even if the attention weights don’t correlate with the (sub-)token weight as desired by humans. Our approach for rationale based explanations differs in the type of architectures, objectives, and general nature of its utility.

3 APPROACH

We aim to come up with a model that can generate explanations as well as high-quality predictions, given access to human rationales accompanying task-specific training instances. Human rationales are sets of sequences of the input text that have been annotated by humans as potential reasons for the prediction.

We formalize here the task of *extractive rationale generation* in the context of neural models where we are provided with a sequence of words as input, namely $\mathbf{x} = \langle x^1, \dots, x^{|S|} \rangle$, where $|S|$ is the length of the sequence and each $x^i \in \mathbb{R}^d$ denotes the vector representation of the i -th word and task labels \mathbf{y} . Additionally, we also assume that each word x^i has an associated Boolean label $t^i \in \{0, 1\}$, where $t^i = 1$ if word i is a part of the rationale else $t^i = 0$. The rationales of the sequence is then $\mathbf{t} \in \{0, 1\}^{|S|}$. Typically, rationales are sequences of words and hence a potential rationale is a sub-sequence of the input sequence. Note that multiple non-overlapping sub-sequences might exist for a given input text.

3.1 Approach Overview

Our goal is to construct an explain-then-predict model that is composed of a **explanation generation network** g^ϕ parameterized by ϕ and a **prediction network** f^θ parameterized by θ . The explanation generation network g^ϕ first maps the input \mathbf{x} into an explanation mask \mathbf{t} . Thereafter, the prediction network f^θ maps the masked input $\mathbf{x} \otimes \mathbf{t}$ to the task output \mathbf{y} .

Our key insight is that in generating effective task-specific explanations, we would ideally want to be influenced by task-specific supervision along with rationale-specific supervision. Towards this, we propose to use the Multi-task Learning (MTL) framework [3] for the explanation generation phase. In MTL, the original prediction task is trained along with multiple related auxiliary tasks using shared or tied parameters [21] as a form of inductive transfer that causes a model to prefer some hypothesis over others. This is indeed the case in our problem where the prediction and rationale generation tasks are closely related and we intend to generate a task-specific explanation.

Consequently, we introduce an auxiliary task in the explanation generation phase modeled by a **auxiliary task predictor network** f^ψ parameterized by ψ such that f^ψ also maps the input \mathbf{x} to task output \mathbf{y} . We use the shared encoder architecture of MTL, that is, we enforce that the explanation generator g^ϕ and auxiliary task predictor f^ψ share the same encoder $\text{enc}(\cdot)$ but different decoders. Note that the auxiliary task in our case is indeed the actual prediction task.

We can now conceive different models for the explanation generator g^ϕ , auxiliary task predictor f^ψ , and task predictor f^θ . The high-level architecture of our approach EXPRED is presented in Figure 2 where we follow a pipelined architecture of explanation generation followed by the actual prediction task. In what follows we describe our design choices and training details for each of these networks.

3.2 Explanation Generation

In our explanation generation phase, we detail our architectural design choices for encoders and decoders and our loss function.

3.2.1 Shared Encoder. Since contextualized models like BERT [6] are now de-facto models like for representing text input, we use the BERT model as our shared encoder $\text{enc}(\cdot)$ between g^ϕ and auxiliary task predictor f^ψ . In principle, BERT can be replaced by any text encoding model as an encoder – LSTMs, other transformer-based encoders, etc. We follow the standard practices in handling text input in BERT. Specifically, a single sentence or sentence pair is fed to BERT based on the type of tasks. Sentence tokens, segments, and positional information are taken as inputs. Technically, for a single sentence task, this is realized by forming an input to BERT of the form $[[CLS], < sentence >]$ and padding each sequence in a mini-batch to the maximum length (typically 512 tokens) in the batch. Similarly, a sentence-pair task is realized by $[[CLS], < sentence1 >, [SEP], < sentence2 >]$ and the entire sequence is of maximum length 512 [6]. The final hidden state corresponding to the $[CLS]$ token captures the high-level representation of the entire text and other vectors represent the corresponding embeddings of the input tokens. Hence, we obtain a 512×768 dimensional representation of the input sequence where 512 is the maximum number of input tokens.

The working principle of recent auto-regressive language models is significantly better than word-based representations (word2vec) and long dependency modeling networks (RNN and LSTM)[6]. Word2vec models assume independence between words present in a sentence that does not hold. Contextual auto-regressive neural models such as BERT overcome that limitation. The model also works as a knowledge-base due to its pre-training over a large amount of unlabelled corpus [25]. On the other hand, LSTM based models were proposed to capture long term dependencies among words and overcome the problem of vanishing gradient. However, this scheme does not work for large paragraphs. BERT completely relies on self-attention instead of multiple gates. This increases the complexity quadratically but helps to capture the interaction between each pair of words.

3.2.2 Decoders. We reiterate that we use the original prediction task as the auxiliary task. We employ a simple MLP to map the encoded input $\text{enc}(\mathbf{x})$ to the task prediction \mathbf{y} . The choice of explanation decoder, however, induces interesting design choices. One could in principle pose the generation task as a span detection task or token prediction task. In this work, we pose the explanation generation as an independent binary classification task over each of the *input words*. We apply a gated recurrent unit (GRU) over the sequence of output token representations of BERT to consider sequential dependencies among tokens. Then, token representations from the GRU are pooled to form word representations followed by a word-wise MLP. Figure 3 shows the diagram of our proposed approach for the single sentence task (e.g., sentiment detection). The same task and explanation generation approach is followed for sentence pair tasks (question-answering) where both the sentences are fed to BERT.

3.2.3 Loss function. The explanation loss is composed of individual losses incurred on each input word and can be written as

$$\mathcal{L}_{exp} = \frac{1}{|S|} \sum_{i=1}^{|S|} |S_{t^i}| \cdot \text{BCE}(p^i, t^i), \quad (1)$$

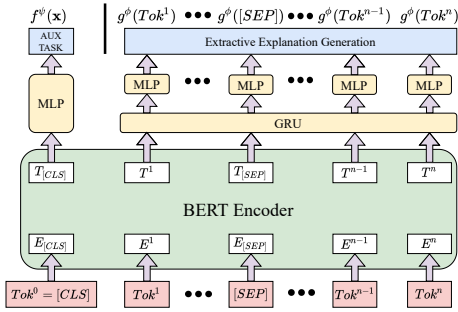


Figure 3: Multi-task learning for joint optimization of task objectives and explanation generation. $g^\phi(Tok^i)$ denotes the probability of Tok^i to be an explanation token for the task. Tok^1 corresponds to the first sub-token of the query sentence and so on. The [SEP] token can never be an explanation therefore its $GT \equiv 0$. Because of the input length restriction of BERT, here $n = 511$

where p^i is the prediction and t^i is the label of the i -th token, t^i equals either to 0 or to 1; $|S|$ stands for the length of the passage, $|S_{t^i}|$ is the count of tokens, whose label is the same as t^i 's; $BCE(p, t)$ represents the binary cross-entropy between the prediction p and the label t .

The overall loss function is the affine combination of the task and explanation prediction. An additional parameter λ is used to balance the contribution of both the terms, as shown in the Equation 2.

$$\mathcal{L}_{loss} = \mathcal{L}_{task} + \lambda \mathcal{L}_{exp}, \quad (2)$$

where \mathcal{L}_{loss} is the overall loss and \mathcal{L}_{task} and \mathcal{L}_{exp} are loss functions for the **task** and **explanation** respectively. λ regulates the importance of loss function between task and explanation.

A key challenge in explanation generation is the presence of sparse labels, i.e., the majority of the input words/tokens are not explanations. This leads to training issues due to the label imbalance that the loss function has to account for. To account for label sparsity, following Chawla et al. [4] we up-weight the *log-likelihood* of rationale, while calculating the binary cross entropy (BCE). The weights are inverse of the prior probabilities of each class within each input passage, i.e., the inverse proportion of non-rationale tokens in the passage.

3.3 Prediction Model

The input to the prediction phase is the extractive explanation as a masked input $\mathbf{x} \otimes g^\phi(\mathbf{x})$. Specifically, we replace each token that is not in the explanation with a wildcard token (period ‘.’ here). This is necessary to maintain the overall structure of the input text. Note that since we have a pipelined approach, errors in the explanation generation phase might lead to error magnification in the prediction phase. Towards this, rather than considering all input instances for training, we limit ourselves to input instances where the auxiliary task prediction is the same as the actual task label, i.e., $f^\psi(\mathbf{x}_i) == y_i$ for a training instance (\mathbf{x}_i, y_i) . We also choose BERT as the network f^θ/f^τ that aims to predict the true task label. The second-stage model is also validated on such masked inputs. But

we don't rule out any instance according to the auxiliary model prediction during the validation to reflect what happens during test time.

Mathematically, for an instance (\mathbf{x}, t, y) , the training function of EXPRED works as per equation. 3.

$$\begin{aligned} f^\psi(\mathbf{x}) &\rightarrow \{0, 1\} \\ g^\phi(\mathbf{x}) &\rightarrow \{0, 1\}^{|S|} \\ f^\theta(\mathbf{x} \otimes g^\phi(\mathbf{x})) &\rightarrow \{0, 1\}, \quad \text{if } f^\psi(\mathbf{x}) = y \end{aligned} \quad (3)$$

The inference is also similar but the output of the auxiliary task predictor is not taken under consideration (eqn. 4).

$$\begin{aligned} f^\psi(\mathbf{x}) &\rightarrow \{0, 1\} \\ g^\phi(\mathbf{x}) &\rightarrow \{0, 1\}^{|S|} \\ f^\tau(\mathbf{x} \otimes g^\phi(\mathbf{x})) &\rightarrow \{0, 1\} \end{aligned} \quad (4)$$

4 EXPERIMENTAL EVALUATION

We first describe the experimental setup, baselines, and dataset details. In the next section, we elaborate on the experimental results in detail followed by further analysis.

4.1 Datasets

We consider three diverse language tasks for our evaluation from the benchmark in DeYoung et al. [7]. All datasets are split in the same way as provided in the benchmark. Since we use BERT for representing inputs that have a natural length limitation, we refrain from experimenting with other datasets in the benchmark that contain longer sentences and might require non-trivial input segmentation. Extending our approach to documents with longer sentences and other datasets in the benchmark is left for future work.

Movie Reviews Zaidan et al. [37], Zaidan and Eisner [38]. One of the original datasets providing extractive rationales, the movies dataset has *positive* or *negative* sentiment labels on movie reviews. As the included rationale annotations are not necessarily comprehensive (i.e., annotators were not asked to mark *all* text supporting a label), Deyoung et al. collected a comprehensive evaluation set on the final fold of the original dataset [24].

FEVER Thorne et al. [32] (short for Fact Extraction and VERification) is a fact-checking dataset. The task is to verify claims from textual sources. In particular, each claim is to be classified as *supported*, *refuted* or *not enough information* with reference to a collection of potentially relevant source texts. We follow the setup of DeYoung et al. [7] who restricted this dataset to *supported* or *refuted*.

MultiRC Khashabi et al. [14]. This is a reading comprehension dataset composed of questions with multiple correct answers that by construction depend on information from multiple sentences. In MultiRC, each Rationale is associated with a question, while answers are independent of one another. We convert each rationale/question/answer triplet into an instance within our dataset. Each answer candidate then has a label of *True* or *False*.

Approaches	Movie Reviews		FEVER		MultiRC	
	Macro F1	Token F1	Macro F1	Token F1	Macro F1	Token F1
DeYoung et al. [7]	0.914	0.285	0.719	0.234	0.655	0.456
Lei et al. [19]	0.920	<u>0.322</u>	0.718	- ¹	0.648	- ¹
Lehman et al. [18]	0.750	0.139	0.691	0.523	0.614	0.140
Bert-To-Bert	0.860	0.145	0.877	<u>0.812</u>	0.633	0.412
EXPRED-STAGE-1	0.884	0.348	0.907	0.837	<u>0.718</u>	0.640
EXPRED (w/o TASK SUP.)	0.814	0.142	0.795	0.801	0.725	<u>0.609</u>
EXPRED	<u>0.915</u>	0.348	<u>0.894</u>	0.837	0.698	0.640
HUMAN EXPLANATION	0.899	1.0	0.921	1.0	0.759	1.0
FULL INPUT	0.894	-	0.916	-	0.708	-

Table 1: Task and explanation performance of hard models, which is defined in section 5.2. Best performances, excluding the Token F1 of human annotation, since they are always 1.0, are bold and the second bests are underlined. Results for the competitors are kept the same as in the ERASER benchmark [7] whenever it is possible. Also according to [7], ¹ indicates rationale training degenerated due to the REINFORCE style training.

4.2 Baselines, Competitors, Variants

We consider the following competitors that also use a pipelined approach to showcase the effectiveness of our approach

- **Lei et al. [19]**: An end-to-end explain-then-predict approach where rationale generator and decoder are not supervised on rationales;
- **DeYoung et al. [7]**: An improvement of the approach of Lei et al. [19] where the final loss function has a regularizer based on rationale data. Note that this approach is denoted as Lei et al. (2016) and the previous one is denoted as Lei et al. (2016) (u) in [7];
- **Lehman et al. [18]**: It is a pipeline approach, where the explanation generation model is trained only on rationales, and the predictor model is trained on ground truth human rationales (instead of on machine predicted rationales as we do) as input to predict the task labels.
- **Bert-To-Bert**: It is implemented in [7], where the generator and the predictor are replaced by BERT followed by corresponding MLP heads. It is similar to our EXPRED (w/o TASK SUP.) but we insert an additional GRU layer into the generator, i.e. after the BERT encoder of the explainer.

Baselines. In addition to the competitors introduced above, we add two more baselines for better understanding our results – FULL INPUT and HUMAN EXPLANATION. The FULL INPUT baseline is trained on the *entire input* to solely optimize for task performance and has no explanation generation functionality. The HUMAN EXPLANATION baseline refers to a prediction model trained just on the *ground-truth human rationales* (all tokens not in the explanation are replaced by a specific wild-card token).

EXPRED variants. Next, we consider three variants of our EXPRED – (i) EXPRED our original approach, (ii) EXPRED (w/o TASK SUP.) that only optimizes for explanations in the first stage (does not involve MTL and is task unaware during explanation generation), and (iii) EXPRED-STAGE-1 that reports the auxiliary task performance from the first stage, i.e. it does not involve the second prediction phase.

4.3 Metrics

Mostly denoted as *Perf.* in [7], the **Macro F1** produced by the `classification_score` from `sklearn`¹ is used to evaluate task performance. Macro Token-wise F1, presented as **Token F1** in Table 1, is used to measure the proximity of the explanation with human rationales. The precision of an explanation is the fraction of commonly extracted rationale tokens (ER) and ground truth (GT) tokens in comparison to ER. While the recall of an explanation is the fraction of common ER tokens with GT in comparison to GT. The Token F1 is the harmonic average of precision and recall of machine rationales.

4.4 Training setup and Hyper-parameters

All experiments are conducted on an Nvidia 32GB V100 using the PyTorch and Tensorflow framework. We consider BERT_{Base} as the shared encoder model with MAX_SEQ_LEN = 512 and the warm-up proportion 0.1. Both the explanation generation and task prediction models are trained using Adam optimizer [15] with a batch size of 16, and learning_rate = $1e - 5$. Models are trained for 10 epochs with early-stopping criteria on the validation set and patience = 3. The MLP for the task classification consists of a dropout layer with a 10% chance of masking, followed by a 256 dimensional hidden dense layer, again followed by a Sigmoid output layer. The explanation decoder consists of a 128-dimensional GRU with a uniform random kernel analyzer. Note that the final outputs of the explanation generator correspond to the sub-token representations of BERT. Adjacent sub-tokens are merged to their corresponding original words through max-pooling. The best λ is chosen over a validation set that provides the best trade-off between task performance and token-F1. The best λ values for Movie Reviews, MultiRC, FEVER are 5.0, 20.0, 2.0 respectively. After training the explanation generation network in EXPRED, we remove instances that the auxiliary output predicts wrongly, and use the rest to train the prediction model. This is to avoid distraction from the wrong predictions from the explanation prediction phase. Note that this is only done during

¹<https://scikit-learn.org/stable/>

training, while the predictions on the validation and test sets are regardless of the task prediction from the explanation phase.

5 RESULTS

We present the results of the effectiveness of our multi-task learning rationale generation framework in Table 1. Our first observation is that HUMAN EXPLANATION is quite effective in most datasets and MultiRC is significantly better than FULL INPUT in task performance. This is perhaps unsurprising because HUMAN EXPLANATION is trained on extractive rationales that contain task-specific discriminative tokens. This also suggests that FULL INPUT is sometimes distracted by words or tokens unrelated to the task and dropping terms altogether can result in reasonable task performance gains.

Among the variants of ExPRED, EXPRED (w/o TASK SUP.) model is solely optimized on the explanation loss but has a moderate explanation quality. The explanation performance of ExPRED and its variants are the best among all datasets and competitors. However, it does not perform better than HUMAN EXPLANATION in terms of task performance. This justifies our claim that purely optimizing for explanation accuracy without considering the task context leads to sub-optimal task performance. Note that EXPRED-STAGE-1 and ExPRED generate the same explanation and have identical explanation quality since they both share the same explanation generation phase.

EXPRED (w/o TASK SUP.) is outperformed in explanation accuracy (in all datasets) and task accuracy (in Movie Reviews and FEVER) by EXPRED-STAGE-1 that jointly optimizes for the task and explanation using shared encoding parameters. For MultiRC and FEVER, both these variants are already much better than the competitors in task performance but seem less congruent with human rationales. A crucial difference between our variants with Lehman et al. [18] and Bert-To-Bert is that the prediction network for those two models is trained over human annotations. However, during the test phase, the output of the machine-generated explanation is considered. This introduces a distribution mismatch between the training and testing phases. Unlike them, in both ExPRED and EXPRED (w/o TASK SUP.) we use the output of the first stage for training the prediction network.

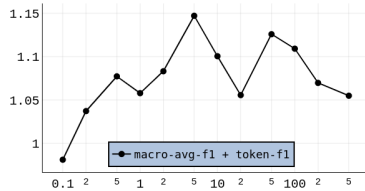
Finally, we present the main result of our paper, i.e., ExPRED and its variants convincingly outperform all other competitors in explanation performance by $\sim 8\%$ on Movie Reviews, $\sim 5\%$ on FEVER and more strikingly $\sim 46\%$ on MultiRC. Notably, the task performance is at least preserved on Movie Reviews or even improved on FEVER and MultiRC, compared with other competitors that use joint or rationale data-agnostic training. Comparing with HUMAN EXPLANATION further verifies our assumption that the models can learn more effectively from rationales data, where the *right reasons* of making predictions are highlighted in advance. We attribute this due to two reasons found in our earlier observations – as in the case of HUMAN EXPLANATION vs FULL INPUT, ExPRED being trained on sparser (less noisy) input can predict better. Secondly, the explanations are now more contextualized since they are learned along with the task. Furthermore, we can see that the task performance can even be sometimes slightly improved by adding a second classifier in the ExPRED compared with the task prediction in the EXPRED-STAGE-1 (e.g. on Movie Reviews).

	Avg. Rationale Len.	Precision	Recall
Movie Reviews			
DeYoung et al. [7]	8.533	0.626	0.0333
Lei et al. [19]	430.563	0.315	0.542
Lehman et al. [18]	30.530	0.505	0.102
Bert-To-Bert	17.500	0.614	0.072
EXPRED (w/o TASK SUP.)	70.864	0.676	0.112
ExPRED	86.246	0.607	0.284
HUMAN EXPLANATION	240.844	1.000	1.000
FEVER			
DeYoung et al. [7]	21.894	0.438	0.35
Lei et al. [19]	138.806	0.258	0.678
Lehman et al. [18]	30.882	0.584	0.508
Bert-To-Bert	29.127	0.904	0.811
EXPRED (w/o TASK SUP.)	40.742	0.868	0.816
ExPRED	44.670	0.834	0.908
HUMAN EXPLANATION	39.721	1.000	1.000
MultiRC			
DeYoung et al. [7]	47.699	0.337	0.352
Lei et al. [19]	155.696	0.182	0.565
Lehman et al. [18]	25.150	0.245	0.118
Bert-To-Bert	21.699	0.726	0.326
EXPRED (w/o TASK SUP.)	46.331	0.665	0.619
ExPRED	55.870	0.627	0.704
HUMAN EXPLANATION	49.929	1.000	1.000

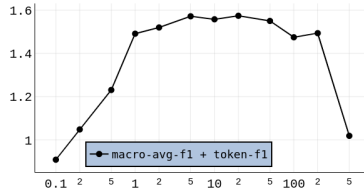
Table 2: Statistics of the machine-generated and human-annotated rationales. Precision and Recall are computed with respect to corresponding human-annotated explanations.

	Task	AUPRC	Comp \uparrow	Suff \downarrow
Movie Reviews				
BERT-LSTM				
+ Attention	0.970	0.417	0.129	0.097
+ Gradient	0.970	0.385	0.142	0.112
ExPRED-SOFT	0.880	0.420	0.385	0.163
FEVER				
GloVe-LSTM				
+ Attention	0.870	0.235	0.037	0.122
+ Simple Gradient	0.870	0.232	0.059	0.136
ExPRED-SOFT	0.914	0.836	0.151	0.068
MultiRC				
BERT-LSTM				
+ Attention	0.655	0.244	0.036	0.052
+ Simple Gradient	0.655	0.224	0.077	0.064
ExPRED-SOFT	0.726	0.695	0.157	0.031

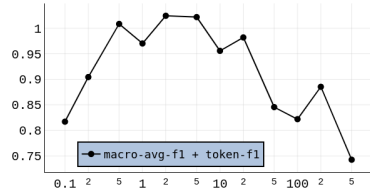
Table 3: Performance of soft models, where the metric of Task is Macro F1, the same as in Table 1, Comp represents Comprehensiveness, the higher the better and Suff is Sufficiency, the lower the better.



(a) λ -selection criteria on Movie Reviews



(b) λ -selection criteria on FEVER



(c) λ -selection criteria on MultiRC

Figure 4: λ selection criteria for EXPRED with λ (log-scale) on the validation set of Movie Reviews, FEVER and MultiRC. Models for parameter-sweeping is trained on 100%, 10% and 25% of the training set, correspondingly.

5.1 Effect of λ

We have essentially one hyperparameter λ from Equation 2 that trades-off task and explanation losses during the explanation generation phase. Since our key objective is to strike an effective balance between task performance and explanation accuracy, we validate our model on a metric that is a simple linear combination of task performance (macro F1) and explanation accuracy (Token F1). We present the effect of λ on this combined metric in Figure 4.

It is evident from the figures that different datasets show different patterns on the metric mixing both task and explanation performance. However, in general, the general trend is that of a steep increase followed by a steep deterioration leave the sweet point balancing the task and explanation performance. The λ corresponding to the combined metric performance is then selected.

The key takeaway from our experiments on different values of λ is that we observe (more-or-less) a stable plateau in the range $\lambda \in [1, 50]$ that exhibits low variability performance task and explanation performance. However, the task performance deteriorates rapidly after $\lambda \geq 50$ (or low importance to task-specific loss) indicating that optimizing purely for explanation generation deteriorates task performance.

5.2 Soft Selection Approaches

So far each input word is either a part of an explanation or not. This is categorized as hard-(selection)-model according to DeYoung et al. [7]. It also presents an alternate view to explanations as multi-variable distributions over tokens derived from features, e.g. self-attention values and name it as soft-(selection)-model. EXPRED can be cast into a soft selection approach explanation model by constructing probability distributions from $g^\phi(\cdot)$ scores of each word before computing the binary cross-entropy.

To evaluate soft selection, the following metrics are used:

- **AUPRC**. or area under the precision-recall curve is used for the soft selection models. Since soft-annotation for each token is assigned with a ranking score (sometimes probability of being rationale).
- **Comprehensiveness** of a rationale r_{ij} on instance i and class j is defined as $\text{comprehensiveness}(r) = \hat{p}_{ij} - \bar{p}_{ij}$, where \hat{p}_{ij} is model’s prediction on the original input, and \bar{p}_{ij} is prediction over the input where the rationale r_{ij} is stripped.

- **Sufficiency** on the other hand is defined as the complement of the comprehensiveness, $\text{sufficiency} = \hat{p}_{ij} - \bar{p}_{ij}$, where \bar{p}_{ij} is the predicted probability using *only* rationale r_{ij} .

Table 3 presents the result of EXPRED in the soft selection mode. We observe that EXPRED-SOFT performs consistently well both in terms of task and rationale selection metrics. A higher value of AUPRC indicates that a better choice of a threshold of per token rationale prediction can help in improving explainability. A higher value of comprehensiveness indicates that EXPRED-SOFT selects the correct rationales that are responsible for accurate task label prediction i.e., task performance drops significantly without these tokens.

The low value of sufficiency also supports the fact i.e., it is an indication that the model can learn the task well only based on those tokens. For Movie Reviews, BERT-LSTM + Attention can identify rationales well (low sufficiency) and the high value of AUPRC indicates that rationales are following human-annotated ones. However, the low value of comprehensiveness reveals that the model can still learn without those rationales. Similar effects were observed in previous work where it was found that attention-based selections are not always rationales [13].

On the other hand, EXPRED-SOFT ensures that the rationales learned are in accordance with human rationales and the model performance significantly drops without those tokens. It fits with our objective that the models should be *interpretable by design*. EXPRED-SOFT performs well both in terms of comprehensiveness and sufficiency for FEVER and MultiRC. For Movie Reviews, EXPRED-SOFT achieves high comprehensiveness but sufficiency is higher (worse) than the baselines. This suggests that EXPRED can retrieve rationale tokens well but those are not sufficient to learn the task, i.e., it fails to capture some rationale tokens. However, it can maintain a balance between task and rationale selection.

5.3 Machine explanations vs Human explanation

From the previous results, it is tempting to conclude that we improve task performance at the expense of being less congruent with human rationales and vice versa. Towards getting a clearer understanding we perform some further analysis to compare explanations generated by our approach vs human rationales. We present

Movie Reviews

Human	Suicide Kings is a terrible film. Walken aside, there isn't a single appealing cast member...in an amusingly unironic scene...O'fallon is someone whom i'm betting has seen reservoir dogs and the usual suspects too many times...but the central plot itself is a serpentine mess , filled with crosses and double crosses...
Expred(w/o task)	Suicide Kings is a terrible film. Walken aside, there isn't a single appealing cast member...in an amusingly unironic scene...O'fallon is someone whom i'm betting has seen reservoir dogs and the usual suspects too many times...but the central plot itself is a serpentine mess , filled with crosses and double crosses...
Expred	Suicide Kings is a terrible film. Walken aside, there isn't a single appealing cast member... in an amusingly unironic scene... O'fallon is someone whom i'm betting has seen reservoir dogs and the usual suspects too many times...but the central plot itself is a serpentine mess , filled with crosses and double crosses...
Lehman et al.	Suicide kings is a terrible film. Walken aside, there isn't a single appealing cast member...in an amusingly unironic scene.....(do we really need the scene where dennis leary beats up an abusive father with a toaster , which is entirely unrelated to both the story and leary 's character...
Bert to Bert	Suicide kings is a terrible film. Walken aside, there isn't a single appealing cast member...in an amusingly unironic scene.....(do we really need the scene where dennis leary beats up an abusive father with a toaster , which is entirely unrelated to both the story and leary 's character...

FEVER

Claim: [Emma Watson was killed in 1990.](#)

Human	Evidence: Emma Charlotte Duerre Watson (born 15 april 1990) is a French-British actress, model, and activist. Born in Paris ... previously. Watson appeared in all eight Harry Potter films from 2001 to 2011, earning worldwide fame, critical accolades, and around \$60 million..
Expred(w/o task)	Evidence: Emma Charlotte Duerre Watson (born 15 april 1990) is a French-British actress, model, and activist. Born in Paris ... previously. Watson appeared in all eight Harry Potter films from 2001 to 2011, earning worldwide fame, critical accolades, and around \$60 million..
Expred	Evidence: Emma Charlotte Duerre Watson (born 15 april 1990) is a French-British actress, model, and activist. Born in Paris ... previously. Watson appeared in all eight Harry Potter films from 2001 to 2011, earning worldwide fame, critical accolades, and around \$60 million..
Lehman et al.	Evidence: Emma Charlotte Duerre Watson (born 15 april 1990) is a French-British actress, model, and activist. Born in Paris ... previously. Watson appeared in all eight Harry Potter films from 2001 to 2011, earning worldwide fame, critical accolades, and around \$60 million..
Bert to Bert	Evidence: Emma Charlotte Duerre Watson (born 15 april 1990) is a French-British actress, model, and activist. Born in Paris ... previously. Watson appeared in all eight Harry Potter films from 2001 to 2011, earning worldwide fame, critical accolades, and around \$60 million..

MultiRC

Q: What did the judge tell Mr. Thorndike about the law ? Ans: It was unjust

Human	Doc: ...The judge leaned over his desk and shook Mr. Thorndike by the hand. Then he made a speech. ... He purposely spoke in a loud voice, and every one stopped to listen." The law, Mr. Thorndike, is not vindictive," he said. "It wishes only to be just. nor can it be swayed by wealth or political or social influences...
Expred(w/o task)	Doc: ... The judge leaned over his desk and shook Mr. Thorndike by the hand. Then he made a speech. ... He purposely spoke in a loud voice, and every one stopped to listen." The law, Mr. Thorndike, is not vindictive," he said. "It wishes only to be just. nor can it be swayed by wealth or political or social influences...
Expred	Doc: ... The judge leaned over his desk and shook Mr. Thorndike by the hand. Then he made a speech. ... He purposely spoke in a loud voice, and every one stopped to listen." The law, Mr. Thorndike, is not vindictive," he said. "It wishes only to be just. nor can it be swayed by wealth or political or social influences...
Lehman et al.	Doc: Spear was free, and from different parts of the courtroom people were moving toward the door... The judge leaned over ..."The law, Mr. Thorndike, is not vindictive," he said. "It wishes only to be just. nor can it be swayed by wealth or political or social influences....
Bert to Bert	Doc: Spear was free, and from different parts of the courtroom people were moving toward the door... The judge leaned over ..." The law, Mr. Thorndike, is not vindictive," he said. "It wishes only to be just. nor can it be swayed by wealth or political or social influences....

Figure 5: Anecdotal examples of predictions and explanations by different baselines. Extractive explanations are marked in RED.

the results of our analysis in anecdotal example in Figure 5 and explanation statistics in Table 2. First, we observe that for Movie Reviews our generated explanations are far shorter (avg. length of 86.246 words) in length than those annotated by humans (avg. length of 240 words). For this dataset, we also observe that while EXPRED generates explanations that are *sufficiently* predictive, human explanations tend to be more comprehensive. This is also supported by the relatively high precision and low recall. From the anecdotal evidence, we see evidence of this fact where human annotations are far more verbose than any of the baselines. Unlike Movie Reviews, the precision and the recall of the EXPRED explanations are the most balanced for the other datasets compared to other baseline models. This in turn results in higher F1 values as presented in the Table 1.

Comparing the explanations from other baselines, we observe that EXPRED tends to be more comprehensive (yet sparse) than

Lehmann et al. [18] and its Bert variant Bert-to-Bert. This suggests that the sparsity constraints in Lehman et al [18] prevent the model from learning comprehensive explanations and also have an effect on task performance. We on the other hand do not have explicit regularizers on sparsity.

Finally, as an artifact of the human annotation process, we see that the explanations collected can sometimes be noisy due to the under-specified and ambiguous nature of the task definition. Specifically, for Movie Reviews we observe some predictive phrases are missed by humans, and other phrases that do not contribute substantial predictive value are annotated. However, these rationales, though noisy, still hold a lot of value for learning better models as is exemplified by our results. Moreover, the lower Token-F1 score should not be misconstrued with a lack of interpretability rather than deviations from human rationales. Due to this comprehensiveness and sufficiency between human and machine explanations [31]

proposes a further human evaluation of the machine-generated explanations. Since our objective in this paper is to generate proper rationales that are sufficient to make predictions, such human evaluation is left for future work.

6 CONCLUSIONS

In this paper we propose a novel yet simple approach ExPRED, that uses multi-task learning in the explanation generation phase to provide better task-aware explanations for explain-then-predict models. We find that we substantially outperform existing explain-then-predict approaches by 7% - 47% by explicitly incorporating task-specific supervision during explanation generation. Additionally, we observed that we can also use ExPRED in the soft selection setting and observe competitive results. Our main observation is that simple pipeline models like ExPRED can indeed strike a good balance between explanation quality and task performance, consistently performing at par or even better than models when given full inputs. This is in contrast to joint models like [19] that find it hard to incorporate rationales data and are hard to train in general and difficult to maintain.

There are many avenues for future work that are possible. First, end-to-end models outperform ExPRED in task performance for Movie Reviews dataset indicating that for some tasks rationale data might be limited or might not be sufficient to deliver better task performance. We would want to scale rationale collection methods and study the impact of the size of the rationale dataset on task performance. We would also want to extend our current pipelined approach to an end-to-end approach. Finally, an important open question that this work prompts is that can extractive explanations be generalized to other Web tasks like search [10, 30] and structured data [8].

Acknowledgement: Funding for this project was in part provided by the European Union’s Horizon 2020 research and innovation program under grant agreement No 832921, and No 871042.

REFERENCES

- [1] J. Johnson A. Karpathy and F. Li. 2015. Visualizing and understanding recurrent networks. *arXiv preprint arXiv:1506.02078*.
- [2] J. Bastings, W. Aziz, and I. Titov. 2019. Interpretable neural predictions with differentiable binary variables. In *Proc. ACL*, pages 2963–2977.
- [3] Rich Caruana. 1997. Multitask learning. *Machine learning*, 28(1):41–75.
- [4] N. Chawla, K. Bowyer, L. Hall, and P. Kegelmeyer. 2002. Smote: synthetic minority over-sampling technique. *Journal of artificial intelligence research*, 16:321–357.
- [5] Y. Cui, Z. Chen, S. Wei, S. Wang, T. Liu, and G. Hu. 2017. Attention-over-attention neural networks for reading comprehension. In *Proc. ACL*, pages 593–602.
- [6] J. Devlin, M. Chang, K. Lee, and K. Toutanova. 2019. BERT: Pre-training of deep bidirectional transformers for language understanding. In *Proc. NAACL-HLT*, pages 4171–4186.
- [7] J. DeYoung, S. Jain, N. F. Rajani, E. Lehman, C. Xiong, R. Socher, and B. C. Wallace. 2020. ERASER: A benchmark to evaluate rationalized NLP models. In *Proc. ACL*, pages 4443–4458.
- [8] B. Fetahu, A. Anand, and M. Koutraki. 2019. TableNet: An approach for determining fine-grained relations for wikipedia tables. In *The World Wide Web Conference*, pages 2736–2742.
- [9] M. Hermans and B. Schrauwen. 2013. Training and analysing deep recurrent neural networks. In M. Welling C. J. C. Burges, L. Bottou, Z. Ghahramani, and K. Q. Weinberger, editors, *Advances in Neural Information Processing Systems 26*, pages 190–198.
- [10] H. Holzmann, W. Nejdl, and A. Anand. 2017. Exploring web archives through temporal anchor texts. In *Proceedings of the 2017 ACM on Web Science Conference*, pages 289–298.
- [11] Helge Holzmann, Wolfgang Nejdl, and Avishek Anand. 2016. The dawn of today’s popular domains: A study of the archived german web over 18 years. In *2016 IEEE/ACM Joint Conference on Digital Libraries (JCDL)*, pages 73–82. IEEE.
- [12] L. Dong J. Cheng and M. Lapata. 2016. Long short-term memory-networks for machine reading. In *Proc. EMNLP*, pages 551–561.
- [13] Sarthak Jain and Byron C Wallace. 2019. Attention is not explanation. pages 11–20.
- [14] D. Khashabi, S. Chaturvedi, M. Roth, S. Upadhyay, and D. Roth. 2018. Looking beyond the surface: A challenge set for reading comprehension over multiple sentences. In *Proc. NAACL-HLT*, pages 252–262.
- [15] D. Kingma and J. Ba. 2015. Adam: A method for stochastic optimization. In *3rd International Conference on Learning Representations, ICLR 2015, San Diego, CA, USA, May 7-9, 2015, Conference Track Proceedings*.
- [16] P. W. Koh and P. Liang. 2017. Understanding black-box predictions via influence functions. In *Proceedings of the 34th International Conference on Machine Learning-Volume 70*, pages 1885–1894.
- [17] I. Lage, E. Chen, J. He, M. Narayanan, S. Gershman, B. Kim, and F. Doshi-Velez. 2018. An evaluation of the human-interpretability of explanation.
- [18] E. Lehman, J. DeYoung, R. Barzilay, and B. C. Wallace. 2019. Inferring which medical treatments work from reports of clinical trials. In *Proc. NAACL*, pages 3705–3717.
- [19] T. Lei, R. Barzilay, and T. Jaakkola. 2016. Rationalizing neural predictions. In *Proc. EMNLP*, pages 107–117.
- [20] J. Li, W. Monroe, and D. Jurafsky. 2016. Understanding neural networks through representation erasure. *arXiv preprint arXiv:1612.08220*.
- [21] Z. Liu, M. Yang, X. Wang, Q. Chen, B. Tang, Z. Wang, and H. Xu. 2017. Entity recognition from clinical texts via recurrent neural network. *BMC medical informatics and decision making*, 17(2):67.
- [22] S. Lundberg and S. Lee. 2017. A unified approach to interpreting model predictions. In *Advances in neural information processing systems*, pages 4765–4774.
- [23] A. Martins and R. Astudillo. 2016. From softmax to sparsemax: A sparse model of attention and multi-label classification. In *International Conference on Machine Learning*, pages 1614–1623.
- [24] B. Pang and L. Lee. 2004. A sentimental education: Sentiment analysis using subjectivity summarization based on minimum cuts. In *Proceedings of the 42nd annual meeting on Association for Computational Linguistics*, page 271.
- [25] F. Petroni, T. Rocktäschel, P. Lewis, A. Bakhtin, Y. Wu, A. H. Miller, and S. Riedel. 2019. Language models as knowledge bases? In *Proc. EMNLP*.
- [26] M. T. Ribeiro, S. Singh, and C. Guestrin. 2016. Why should i trust you?: Explaining the predictions of any classifier. In *Proc. SIGKDD*, pages 1135–1144.
- [27] A. S. Ross, M. C. Hughes, and F. Doshi-Velez. 2017. Right for the right reasons: Training differentiable models by constraining their explanations. In *Proc. IJCAI*, pages 2662–2670.
- [28] C. Rudin. 2019. Stop explaining black box machine learning models for high stakes decisions and use interpretable models instead. *Nature Machine Intelligence*, 1(5):206.
- [29] J. Singh and A. Anand. 2020. Model agnostic interpretability of rankers via intent modelling. In *Proceedings of the 2020 Conference on Fairness, Accountability, and Transparency*, pages 618–628.
- [30] J. Singh, W. Nejdl, and A. Anand. 2016. Expedition: a time-aware exploratory search system designed for scholars. In *Proc. SIGIR*, pages 1105–1108.
- [31] J. Strout, Y. Zhang, and R. Mooney. 2019. Do human rationales improve machine explanations? pages 56–62.
- [32] James Thorne, Andreas Vlachos, Christos Christodoulopoulos, and Arpit Mittal. 2018. FEVER: a large-scale dataset for fact extraction and VERification. In *Proc. NAACL-HLT*.
- [33] S. Wiegrefe and Y. Pinter. 2019. Attention is not not explanation. In *Proc. EMNLP-IJCNLP*, pages 11–20.
- [34] K. Xu, J. Ba, R. Kiros, K. Cho, A. Courville, R. Salakhudinov, R. Zemel, and Y. Bengio. 2015. Show, attend and tell: Neural image caption generation with visual attention. In *International conference on machine learning*, pages 2048–2057.
- [35] Z. Yang, D. Yang, C. Dyer, X. He, A. Smola, and E. Hovy. 2016. Hierarchical attention networks for document classification. In *Proc. NAACL-HLT*, pages 1480–1489.
- [36] J. Yoon, J. Jordon, and M. van der Schaar. 2019. INVASE: Instance-wise variable selection using neural networks. In *Proc. ICLR*.
- [37] O. Zaidan, J. Eisner, and C. Piatko. 2007. Using “annotator rationales” to improve machine learning for text categorization. In *Proc. NAACL*.
- [38] O. F. Zaidan and J. Eisner. 2008. Modeling annotators: A generative approach to learning from annotator rationales. In *Proc. EMNLP*, pages 31–40.
- [39] Y. Zhang, I. Marshall, and B. C. Wallace. 2016. Rationale-augmented convolutional neural networks for text classification. In *Proc. EMNLP*, volume 2016, page 795.
- [40] Z. Zhang, J. Singh, U. gadiraju, and A. Anand. 2019. Dissonance between human and machine understanding. In *Proc. CSCW*, pages 153–168.
- [41] R. Zhong, S. Shao, and K. McKeown. 2019. Fine-grained sentiment analysis with faithful attention. *arXiv preprint arXiv:1908.06870*.