

Uniformity criterion for designs with both qualitative and quantitative factors

Mei Zhang¹, Feng Yang², Yong-Dao Zhou^{3*}

1.College of Mathematics, Sichuan University, Chengdu 610064, China

2.School of Mathematical Science, Sichuan Normal University, Chengdu 610068, China

3.School of Statistics and Data Science, LPMC & KLMDASR, Nankai University, Tianjin 300071, China

Abstract

Experiments with both qualitative and quantitative factors occur frequently in practical applications. Many construction methods for this kind of designs, such as marginally coupled designs, were proposed to pursue some good space-filling structures. However, few criteria can be adapted to quantify the space-filling property of designs involving both qualitative and quantitative factors. As the uniformity is an important space-filling property of a design, in this paper, a new uniformity criterion, qualitative-quantitative discrepancy (QQD), is proposed for assessing the uniformity of designs with both types of factors. The closed form and lower bounds of the QQD are presented to calculate the exact QQD values of designs and recognize the uniform designs directly. In addition, a connection between the QQD and the balance pattern is derived, which not only helps to obtain a new lower bound but also provides a statistical justification of the QQD. Several examples show that the proposed criterion is reasonable and useful since it can distinguish distinct designs very well.

Keywords: Balance pattern, Lower bound, Marginally coupled design, Qualitative-quantitative discrepancy

2010 MSC: Primary 62K15

*Corresponding author

Email address: ydzhou@nankai.edu.cn (Yong-Dao Zhou³)

1. Introduction

Experimental designs with qualitative and quantitative factors have received growing attention in recent years, see Han et al. (2009), Qian et al. (2008) and Zhou et al. (2011) for computer experiments; Wu and Ding (1998), Aggarwal et al. (2000), Chantararat et al. (2003) and Tunali and Batmaz (2003) for response surface designs. For computer experiments, there are two systematic approaches to handle this issue. Qian (2012) suggested using sliced Latin hypercube designs to accommodate qualitative and quantitative factors, where each slice of quantitative factors corresponds to a level combination of qualitative factors. However, the run sizes of such designs can be very large even for a moderate number of qualitative factors. Inspired by this, Deng et al. (2015) proposed a new class of designs, marginally coupled designs (MCDs), of which the design points for quantitative factors form a Latin hypercube design (LHD), and for each level of any qualitative factor, the corresponding design points for quantitative factors compose a smaller LHD. Intuitively, MCDs have some desirable space-filling properties. A series of construction methods for MCDs had been presented, see Deng et al. (2015), He et al. (2017) and He et al. (2019). Except for designs for computer experiments with both qualitative and quantitative factors, the response surface designs with qualitative and quantitative factors have been studied and applied extensively in science and engineering applications. Wu and Ding (1998) proposed a general approach for constructing response surface designs of economical size with qualitative and quantitative factors. Aggarwal et al. (2000) applied a dual response surface optimization technique for constructing robust response surface designs with quantitative and qualitative factors. Tunali and Batmaz (2003) suggested a methodology for developing a simulation metamodel involving both quantitative and qualitative factors to deal with various strategic issues, such as metamodel estimation, analysis, comparison, and validation. Moreover, the response surface methodology was also developed in Choquette-Labbe et al. (2014), to investigate the photocatalytic degradation of phenol and phenol derivatives using a Nano-TiO₂ catalyst. In their study, two quantitative factors (TiO₂ particle size and temperature) and one qualitative factor (reactant type) were considered.

Let $\mathbf{D} = (\mathbf{D}_1, \mathbf{D}_2)$ be a design with n runs for p qualitative and q quantitative factors, in which \mathbf{D}_1 and \mathbf{D}_2 are sub-designs for qualitative and quantitative factors, respectively. Given the parameters (n, p, q) , a great number of MCDs can be constructed. It arises a natural issue that: which one is the best. In other words, it needs some proper criterion to distinguish these MCDs. For example,

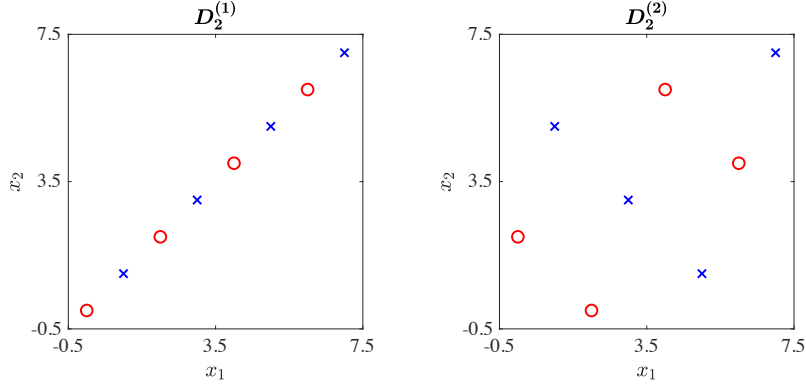


Figure 1: The scatter plots for the $\mathbf{D}_2^{(1)}$ and $\mathbf{D}_2^{(2)}$ in (1), where the points of $\mathbf{D}_2^{(j)}$ ($j = 1, 2$) corresponding to level 0 and 1 of \mathbf{D}_1 are represented by “o” and “x”, respectively.

consider two MCDs with 8 runs for one qualitative and two quantitative factors,

$$\mathbf{D}^{(1)} = (\mathbf{D}_1, \mathbf{D}_2^{(1)}) \quad \text{and} \quad \mathbf{D}^{(2)} = (\mathbf{D}_1, \mathbf{D}_2^{(2)}) \quad (1)$$

where $\mathbf{D}_1 = (0, 0, 0, 0, 1, 1, 1, 1)^T$, $\mathbf{D}_2^{(1)} = ((0, 2, 4, 6, 1, 3, 5, 7)^T, (0, 2, 4, 6, 1, 3, 5, 7)^T)$, and $\mathbf{D}_2^{(2)} = ((0, 2, 4, 6, 1, 3, 5, 7)^T, (2, 0, 6, 4, 5, 3, 7, 1)^T)$. Figure 1 shows the scatter plots of sub-designs $\mathbf{D}_2^{(1)}$ and $\mathbf{D}_2^{(2)}$ with respect to the levels of \mathbf{D}_1 . From the intuition, $\mathbf{D}^{(2)}$ outperforms $\mathbf{D}^{(1)}$ since the whole points of $\mathbf{D}_2^{(1)}$ as well as the corresponding points of $\mathbf{D}_2^{(1)}$ with respect to each level of \mathbf{D}_1 , locate on the diagonal line, respectively.

If the number of factors is relatively small, visually, the scatter plots can help us to make a judgment, whereas for the high-dimensional cases (even for $p > 1$ and $q > 2$), it may be impractical. Motivated by this, a space-filling criterion is demanded to compare different designs with qualitative and quantitative factors especially for high-dimensional cases.

In computer experiments, the maximin distance criterion proposed by Johnson et al. (1990) is a popular used criterion for measuring the space-filling property of designs. However, it only considers the space-filling property on the full-dimensional space and may result in poor projections onto lower-dimensional spaces. Joseph et al. (2015) proposed the maximum projection (MaxPro) criterion, which can simultaneously optimize the space-filling properties of the design points with respect to all possible subsets of factors. And the MaxPro criterion is suitable for the cases where any level is distinct from one another in each factor. To handle more cases in computer experiments, Joseph et al. (2019)

extends the MaxPro criterion to accommodate multiple types of factors. From another version, the uniformity is another important criterion for assessing the space-filling property of a design, see Fang and Wang (1994) and Fang et al. (2006). As the measure of the uniformity of designs, discrepancies have played a key role in the theory of uniform designs. So far, many discrepancies have been proposed to measure the uniformity of designs on continuous design space $[0, 1]^m$. For example, Hickernell (1998, 1999) used the tool of reproducing kernel Hilbert spaces to define the centered L_2 -discrepancy (CD) and the wrap-around L_2 -discrepancy (WD), and Zhou et al. (2013) proposed the mixture discrepancy (MD). Nevertheless, these discrepancies are only applicable for designs with quantitative factors.

For designs with a finite number of levels, similar to CD and WD, Hickernell and Liu (2002) and Liu and Hickernell (2002) proposed the discrete discrepancy (DD) that was directly defined on a discrete domain. It seems that DD is the only discrepancy we can use when the inputs are qualitative. Certainly, if we recognize that the levels of quantitative inputs are taken from a finite set, the DD also works for quantitative factors. Hence, the DD could be geared to the designs with both types of factors. While Zhou et al. (2008) pointed out that the DD is not an effective uniformity criterion for designs with multi-level quantitative factors as the DD is based on the Hamming distance. For instance, it can be easily checked that $\mathbf{D}^{(1)}$ and $\mathbf{D}^{(2)}$ in (1) have the same DD-value, which also reaches the lower bound of DD in Qin and Fang (2004). That is, $\mathbf{D}^{(1)}$ and $\mathbf{D}^{(2)}$ are the best designs under the DD, simultaneously. This result is not in accord with the intuition since $\mathbf{D}^{(2)}$ should be more uniform than $\mathbf{D}^{(1)}$ from Figure 1, which indicates that the DD is not suitable for assessing the uniformity of the designs with both qualitative and multi-level quantitative factors. Therefore, it calls for a new uniformity criterion for designs containing both quantitative and qualitative factors. To address this issue, in this paper, we propose a new uniformity criterion *qualitative-quantitative discrepancy*, to assess the uniformity of designs with both types of factors.

The remainder of this paper is organized as follows. Section 2 first uses the Hickernell's approach to derive the proposed discrepancy, QQD, then gives the quadratic form of the QQD for finding the uniform designs. The lower bounds of the QQD that provides a simple way to recognize the uniform designs, are derived in Section 3. Section 4 shows the relationships between QQD and balance pattern, and induces another lower bound. Some illustrative examples are given in Section 5 to explain the reasonability and application of QQD, and demonstrate the tightness of the obtained lower bounds in Sections 3 and 4. The last section gives some conclusions. All the proofs are listed in the Appendix.

2. The qualitative-quantitative discrepancy

In the field of uniform designs, U-type designs are generally preferred because of their projection uniformity on each dimension. A U-type design is an $n \times m$ matrix $\mathbf{X} = (d_1, \dots, d_m)$, of which the k th column takes values from the set of $\{0, 1, \dots, s_k - 1\}$ equally often. Denote all of such designs by $\mathcal{U}(n, s_1 \cdots s_m)$. If some s_k 's are equal, we rewrite them as $\mathcal{U}(n, s_1^{m_1} \cdots s_l^{m_l})$ with $m = \sum_{k=1}^l m_k$. Denote $\mathcal{U}(n, s_1 \cdots s_p s_{p+1} \cdots s_{p+q})$ as all the U-type designs whose first p factors are qualitative and the last q factors are quantitative, then $\mathbf{D} = (\mathbf{D}_1, \mathbf{D}_2) \in \mathcal{U}(n, s_1 \cdots s_p s_{p+1} \cdots s_{p+q})$ implies that $\mathbf{D}_1 \in \mathcal{U}(n, s_1 \cdots s_p)$ and $\mathbf{D}_2 \in \mathcal{U}(n, s_{p+1} \cdots s_{p+q})$. Specially, when $s_{p+1} = \cdots = s_{p+q} = n$, \mathbf{D}_2 is an LHD(n, q). According to the structure of MCDs, MCDs are also U-type designs.

We first review the derivations of the discrepancies, and give the formula of the QQD. Then, the quadratic form for the QQD is induced to help to obtain the uniform design under the QQD.

2.1 The expression of the QQD

Let F be the uniform distribution function on the design region $\chi (= \chi_1 \times \cdots \times \chi_m)$, and F_n be the empirical distribution of a set of points $\mathbf{X} = \{\mathbf{x}_1, \dots, \mathbf{x}_n\}$. For a given kernel function $\mathcal{K}(\mathbf{t}, \mathbf{z})$, any discrepancy of design \mathbf{X} with n runs and m factors can be defined by (see Fang et al. (2018))

$$\begin{aligned} \mathcal{D}^2(\mathbf{X}, \mathcal{K}) &= \int_{\chi^2} \mathcal{K}(\mathbf{t}, \mathbf{z}) d(F(\mathbf{t}) - F_n(\mathbf{t})) d(F(\mathbf{z}) - F_n(\mathbf{z})) \\ &= \int_{\chi^2} \mathcal{K}(\mathbf{t}, \mathbf{z}) dF(\mathbf{t}) dF(\mathbf{z}) - \frac{2}{n} \sum_{i=1}^n \int_{\chi} \mathcal{K}(\mathbf{t}, \mathbf{x}_i) dF(\mathbf{t}) + \frac{1}{n^2} \sum_{i,j=1}^n \mathcal{K}(\mathbf{x}_i, \mathbf{x}_j). \end{aligned} \quad (2)$$

The discrepancy in (2) is devoted to measuring the difference between F_n and F , hence, the smaller its value is, the more uniformly the design points spread on χ . A design is called a *uniform design* if it has the minimal discrepancy over the design space. From (2), the discrepancy is determined by the kernel function $\mathcal{K}(\cdot, \cdot)$, that is, a kernel function will give rise to a type of discrepancy. Usually, $\mathcal{K}(\cdot, \cdot)$ has a product form

$$\mathcal{K}(\mathbf{t}, \mathbf{z}) = \prod_{k=1}^m \mathcal{K}_k(t_k, z_k), \quad (3)$$

where $\mathcal{K}_k(t_k, z_k)$ represents the kernel of the k th factor. It should be noted that the $\mathcal{D}^2(\mathbf{X}, \mathcal{K})$ defined in (2) with the product formed kernel $\mathcal{K}(\cdot, \cdot)$ in (3) considers the space-filling properties on projections to all subsets of factors. For any subset $u \subseteq \{1 : m\}$, let χ_u be the experimental region

of the corresponding factors whose indices are in u , and \mathbf{t}_u be the vector containing the components of \mathbf{t} indexed by u . Denote $\tilde{\mathcal{K}}_u(\mathbf{t}_u, \mathbf{z}_u) = \prod_{k \in u} [\mathcal{K}_k(t_k, z_k) - 1]$ when $u \neq \emptyset$ and 1 otherwise. Then $\mathcal{K}(\mathbf{t}, \mathbf{z}) = \sum_{u \subseteq \{1:m\}} \tilde{\mathcal{K}}_u(\mathbf{t}_u, \mathbf{z}_u)$ by the induction. At this moment, the discrepancy in (2) could be rewritten as

$$\begin{aligned} \mathcal{D}^2(\mathbf{X}, \mathcal{K}) &= \int_{\chi^2} \sum_{u \subseteq \{1:m\}} \tilde{\mathcal{K}}_u(\mathbf{t}_u, \mathbf{z}_u) d(F(\mathbf{t}) - F_n(\mathbf{t})) d(F(\mathbf{z}) - F_n(\mathbf{z})) \\ &= \sum_{u \subseteq \{1:m\}} \int_{\chi_u^2} \tilde{\mathcal{K}}_u(\mathbf{t}_u, \mathbf{z}_u) d(F(\mathbf{t}) - F_n(\mathbf{t})) d(F(\mathbf{z}) - F_n(\mathbf{z})). \end{aligned}$$

It implies that the defined $\mathcal{D}^2(\mathbf{X}, \mathcal{K})$ could measure not only the uniformity of \mathbf{X} on χ , but also projection uniformity of \mathbf{X} on any χ_u , where u is a non-empty subset of $\{1, \dots, m\}$.

Recall that the WD is valid for the design with continuous inputs. If one transforms its levels into the unit cube $[0, 1]$ by $(2x+1)/(2s_k)$, $x = 0, \dots, s_k - 1$, the kernel function for the k th factor is defined by $\mathcal{K}_k(t_k, z_k) = \frac{3}{2} - |t_k - z_k| + |t_k - z_k|^2$. In addition, the DD is intended for the designs with finite numbers of levels, whose kernel function of the k th factor is $\mathcal{K}_k(t_k, z_k) = a^{\delta_{t_k z_k}} b^{1-\delta_{t_k z_k}}$ with $a > b$, where $\delta_{t_k z_k}$ equals 1 if $t_k = z_k$ and 0 otherwise, and the design region is $\chi_k = \{0, 1, \dots, s_k - 1\}$. For a design $\mathbf{D} = (\mathbf{D}_1, \mathbf{D}_2) \in \mathcal{U}(n, s_1 \cdots s_p s_{p+1} \cdots s_{p+q})$. It is reasonable to allocate the kernel of DD to the qualitative factors of \mathbf{D} and the kernel of WD to the quantitative factors of \mathbf{D} . By doing this, the kernel function for the k th factor of \mathbf{D} is

$$\mathcal{K}_k(t_k, z_k) = \begin{cases} a^{\delta_{t_k z_k}} b^{1-\delta_{t_k z_k}}, & \text{for } k = 1, \dots, p, \\ \frac{3}{2} - |t_k - z_k| + |t_k - z_k|^2, & \text{for } k = p+1, \dots, p+q. \end{cases} \quad (4)$$

We call the discrepancy with respect to kernel function in (4) as the qualitative-quantitative discrepancy. Based on (2), (3) and (4), it can be seen that the value of QQD depends on the parameters a and b . Thus the choice of a and b is a crucial issue for the proposed QQD. Let us focus on the kernel functions for the two types of factors. The kernel function for the qualitative factors, $\mathcal{K}_k(x_{ik}, x_{jk})$, $k = 1, \dots, p$, has the lower bound b and upper bound a , while the kernel function for the quantitative factors, $\mathcal{K}_k(x_{ik}, x_{jk})$, $k = p+1, \dots, p+q$, has the lower bound $5/4$ and the upper bound $3/2$. In general, if we do not have any prior information about the importance of factors, just treat them comparably. In this sense, let $a = 3/2$ and $b = 5/4$ in (4), so that the kernel functions for both types of factors have the same ranges, which indicates that the qualitative and quantitative factors dominate the QQD equally. In the rest of the paper, unless otherwise specified, we take $a = 3/2$ and

$b = 5/4$. Under this, we can derive the closed form of the expression for QQD.

Theorem 1. *For a design $\mathbf{D} \in \mathcal{U}(n, s_1 \cdots s_p s_{p+1} \cdots s_{p+q})$, the expression of the squared QQD is as follows*

$$QQD^2(\mathbf{D}) = C + \frac{1}{n^2} \sum_{i,j=1}^n \left(\frac{5}{4}\right)^p \left(\frac{6}{5}\right)^{\delta_{ij}(\mathbf{D}_1)} \cdot \prod_{k=p+1}^{p+q} \left(\frac{3}{2} - |x_{ik} - x_{jk}| + |x_{ik} - x_{jk}|^2\right). \quad (5)$$

where $C = -\prod_{k=1}^p \left(\frac{5s_k+1}{4s_k}\right) \left(\frac{4}{3}\right)^q$, $\delta_{ij}(\mathbf{D}_1)$ represents the coincidence number between the i th and j th rows of \mathbf{D}_1 .

It is noted that, although the proposed QQD is motivated by comparing different MCDs, it is not limited to MCDs. According to the expression in (5), QQD can be used for quantifying the uniformity of any design with both qualitative and quantitative factors.

We now review the MCDs in (1) to illustrate that the proposed criterion, QQD, is more effective and appropriate than DD to measure the goodness of different designs with both types of factors.

Example 1. Based on the expression of QQD in Theorem 1, for the two MCDs in (1), $QQD^2(\mathbf{D}^{(1)}) = 0.0213$ and $QQD^2(\mathbf{D}^{(2)}) = 0.0164$, respectively. That is to say under the QQD criterion, design $\mathbf{D}^{(2)}$ is better than design $\mathbf{D}^{(1)}$, which is coincident with the scatter plot in Figure 1. As discussed in Section 1, the DD cannot distinguish the two different designs at all. Consequently, the QQD is more sensitive than the DD to evaluate the uniformity of designs associated with qualitative and quantitative factors. Here, we also compute the extended MaxPro criterion value of $\mathbf{D}^{(1)}$ and $\mathbf{D}^{(2)}$ by the expression in Joseph et al. (2019) and obtain the corresponding values 8.8320 and 6.3366. It means design $\mathbf{D}^{(2)}$ is better than design $\mathbf{D}^{(1)}$ under this criterion. The agreement with the result under the QQD criterion further certifies the reasonability of QQD.

In Example 1, it is reflected that both the QQD and the extended MaxPro criterion perform well when they are used to measure the space-filling property of designs with both qualitative and quantitative factors, although the two criteria are defined from different points.

2.2 The quadratic form of the QQD

In this subsection, the uniform designs among the design space under the QQD criterion are discussed. We first present the quadratic form of the QQD and then solve the optimization problem of a special convex quadratic programming to obtain the uniform designs.

For ease of presentation, given a design $\mathbf{D} = (\mathbf{D}_1, \mathbf{D}_2) \in \mathcal{U}(n, s_1 \cdots s_p s_{p+1} \cdots s_{p+q})$, a new notation is introduced. Let $\mathbf{y} = \mathbf{y}(\mathbf{D})$ be an $N (= \prod_{k=1}^{p+q} s_k)$ -dimensional column vector with components $n(i_1, \dots, i_{p+q})$ arranged lexicographically, where $n(i_1, \dots, i_{p+q})$ is the number of runs at the level combination (i_1, \dots, i_{p+q}) in design \mathbf{D} . Obviously, \mathbf{y} is a non-negative vector and satisfies $\mathbf{1}_N^T \mathbf{y} = n$. Moreover, if each element of \mathbf{y} is an integer, the design is called an exact design, otherwise, a continuous design. Any U-type design is an exact design. Based on the concept of $\mathbf{y}(\mathbf{D})$, the expression of $\text{QQD}^2(\mathbf{D})$ in (5) can be rewritten as a quadratic form given in the following lemma.

Lemma 1. *If $\mathbf{D} \in \mathcal{U}(n, s_1 \cdots s_{p+q})$ and $\mathbf{y} = \mathbf{y}(\mathbf{D})$, we have*

$$\text{QQD}^2(\mathbf{D}) = - \prod_{k=1}^p \left(\frac{5s_k + 1}{4s_k} \right) \left(\frac{4}{3} \right)^q + \frac{1}{n^2} \mathbf{y}^T \mathbf{A} \mathbf{y},$$

where $\mathbf{A} = \mathbf{A}_1 \otimes \mathbf{A}_2 \otimes \cdots \otimes \mathbf{A}_{p+q}$, $\mathbf{A}_k = (t_{ij}^k)$, $i, j = 1, \dots, s_k$, $k = 1, \dots, p + q$, and \otimes is the Kronecker product, furthermore,

$$t_{ij}^k = \begin{cases} \left(\frac{3}{2} \right)^{\delta_{ij}} \left(\frac{5}{4} \right)^{1-\delta_{ij}}, & \text{for } k = 1, \dots, p, \\ \frac{3}{2} - \frac{|i-j|(s_k - |i-j|)}{s_k^2}, & \text{for } k = p + 1, \dots, p + q. \end{cases}$$

Lemma 1 indicates that, essentially, $\text{QQD}^2(\mathbf{D})$ is a convex function of \mathbf{y} with some constraints. Provided this quadratic form, the theory of convex optimization can be utilized to solve the optimization problem of minimizing $\text{QQD}^2(\mathbf{D})$. The corresponding solution \mathbf{D}^* is the uniform design under the QQD criterion. The rest of this section aims at exploring the uniform designs under the QQD. The proof of Theorem 2 is analogous to that of Theorem 1 in Zhou et al. (2012), which relies on Lemma 3 in Appendix. For simplicity, we omit it.

Theorem 2. *The design \mathbf{D}^* minimizes $\text{QQD}^2(\mathbf{D})$ over $\mathcal{U}(n, s_1 \cdots s_{p+q})$ when $\mathbf{y}(\mathbf{D}^*) = \frac{n}{N} \mathbf{1}_N$.*

Theorem 2 provides a sufficient condition for a design $\mathbf{D} \in \mathcal{U}(n, s_1 \cdots s_{p+q})$ being a uniform design under QQD. It should be noted that, in the proof of Theorem 2, the constrains of \mathbf{y} are relaxed to $\mathbf{y} \geq \mathbf{0}_N$ and $\mathbf{1}_N^T \mathbf{y} = n$ as in Zhou et al. (2012). Thus the obtained optimal design \mathbf{D}^* under the QQD is not an exact design unless $n \pmod{N} = 0$. The uniform design \mathbf{D}^* with $\mathbf{y}(\mathbf{D}^*) = \frac{n}{N} \mathbf{1}_N$ implies that if the points at each level combination have the same weight in a design, the design achieves the best uniformity under the QQD criterion. For an exact uniform design, the squared QQD can be calculated by a concise expression, of parameters only, given by the following Corollary 1.

Corollary 1. *When $n = cN$ with c being a positive integer, the \mathbf{D}^* in Theorem 2 is a repetition of a full factorial design and its squared QQD is*

$$QQD^2(\mathbf{D}^*) = - \prod_{k=1}^p \left(\frac{5s_k + 1}{4s_k} \right) \left(\frac{4}{3} \right)^q + \prod_{k=1}^p \left(\frac{5s_k + 1}{4s_k} \right) \prod_{k=p+1}^{p+q} \left(\frac{4}{3} + \frac{1}{6s_k^2} \right).$$

Corollary 1 shows that all of the full factorial designs and their repetitions are uniform designs under the QQD, since the formula of QQD in Corollary 1 is independent of the repetition times c . This result is natural since full factorial designs are the best designs under many existing criteria, such as WD and minimum aberration.

3. The lower bounds of QQD

The lower bounds of a discrepancy can be employed as a benchmark not only in searching for uniform designs but also in helping validate that some good designs are uniform. The issue of lower bounds for all kinds of discrepancies have been considered and many researchers have made plenty of effort in finding the lower bounds for different discrepancies, such as CD, WD, MD and DD, see Fang et al. (2018) for a comprehensive review. In this section, some lower bounds of the QQD for U-type designs with qualitative and quantitative factors are explored.

Theorem 3. *Let $\mathbf{D} = (\mathbf{D}_1, \mathbf{D}_2)$ with $\mathbf{D}_1 \in \mathcal{U}(n, s_1 \cdots s_p)$ and $\mathbf{D}_2 \in \mathcal{U}(n, s_{p+1} \cdots s_{p+q})$, and assume s_{p+1}, \dots, s_t be odd and s_{t+1}, \dots, s_{p+q} be even, where $p \leq t \leq p+q$, then $QQD^2(\mathbf{D}) \geq LB_1$, where*

$$LB_1 = C + \frac{1}{n} \left(\frac{3}{2} \right)^{p+q} + \frac{(n-1)}{n} \left(\frac{5}{4} \right)^p \left(\frac{6}{5} \right)^{\sum_{k=1}^p \frac{n-s_k}{s_k(n-1)}} \left(\frac{3}{2} \right)^{\sum_{k=p+1}^{p+q} \frac{n-s_k}{s_k(n-1)}} \left(\frac{5}{4} \right)^{\sum_{k=t+1}^{p+q} \frac{n-s_k}{s_k(n-1)}} \\ \times \prod_{k=p+1}^t \prod_{i=1}^{(s_k-1)/2} \left(\frac{3}{2} - \frac{2i(2s_k-2i)}{4s_k^2} \right)^{\frac{2n}{s_k(n-1)}} \prod_{k=t+1}^{p+q} \prod_{i=1}^{(s_k/2)-1} \left(\frac{3}{2} - \frac{2i(2s_k-2i)}{4s_k^2} \right)^{\frac{2n}{s_k(n-1)}},$$

where C is given in Theorem 1.

Theorem 3 obtains the results for general cases, i.e., any U-type design \mathbf{D} with both qualitative and quantitative factors, where the number of quantitative factors with odd levels could be $0, 1, \dots, q$. Specially, $t = p+q$ means the levels of quantitative factors are all odd and $t = p$ means the levels of quantitative factors are all even. This provides a benchmark for identifying the uniform designs. For instance, if the QQD of a design reaches the corresponding lower bound, such a design must be a

uniform design. Under some special parameter settings, the associated results can be directly acquired and described in Corollary 2 and Remark 1.

Corollary 2. *Let $\mathbf{D} = (\mathbf{D}_1, \mathbf{D}_2) \in \mathcal{U}(n, s_1^p s_2^q)$, where \mathbf{D}_1 and \mathbf{D}_2 are symmetric designs with s_1 levels and s_2 levels, respectively, then the lower bound of $QQD^2(\mathbf{D})$ is given by*

$$LB_{odd} = - \left(\frac{5s_1 + 1}{4s_1} \right)^p \left(\frac{4}{3} \right)^q + \frac{1}{n} \left(\frac{3}{2} \right)^{p+q} + \frac{(n-1)}{n} \left(\frac{5}{4} \right)^p \left(\frac{6}{5} \right)^{\frac{p(n-s_1)}{s_1(n-1)}} \left(\frac{3}{2} \right)^{\frac{q(n-s_2)}{s_2(n-1)}} \\ \times \prod_{i=1}^{(s_2-1)/2} \left(\frac{3}{2} - \frac{2i(2s_2 - 2i)}{4(s_2)^2} \right)^{\frac{2nq}{s_2(n-1)}}, \quad \text{for odd } s_2,$$

and

$$LB_{even} = - \left(\frac{5s_1 + 1}{4s_1} \right)^p \left(\frac{4}{3} \right)^q + \frac{1}{n} \left(\frac{3}{2} \right)^{p+q} + \frac{(n-1)}{n} \left(\frac{5}{4} \right)^p \left(\frac{6}{5} \right)^{\frac{p(n-s_1)}{s_1(n-1)}} \left(\frac{3}{2} \right)^{\frac{q(n-s_2)}{s_2(n-1)}} \\ \times \left(\frac{5}{4} \right)^{\frac{nq}{s_2(n-1)}} \prod_{i=1}^{(s_2/2)-1} \left(\frac{3}{2} - \frac{2i(2s_2 - 2i)}{4(s_2)^2} \right)^{\frac{2nq}{s_2(n-1)}}, \quad \text{for even } s_2.$$

Remark 1. If $q = 0$, the QQD reduces to DD in Hickernell and Liu (2002); Liu and Hickernell (2002) and the lower bound in Theorem 3 becomes that for DD of Theorem 2 in Fang et al. (2003a). When $p = 0$, the QQD becomes WD in Hickernell (1998) and the lower bound for QQD becomes that for WD of Theorem 1 in Zhou and Ning (2008).

4. The connection between QQD and balance pattern

The concept of balance pattern was introduced by Fang et al. (2003b), which characterizes the column balance of a design. For a two-level or three-level U-type design, Fang et al. (2003b) pointed out that WD can be expressed as a function of the balance pattern. Qin and Li (2006) derived the relationship between DD and the balance pattern for symmetric designs. Furthermore, they calculated a new lower bound of discrepancies by using these connections. In this section, we give similar results on the QQD criterion. To our knowledge, this is the first time that the balance pattern of an asymmetric design is studied, and the extension from the symmetric situation to the asymmetric one is not trivial.

Consider an asymmetric design $\mathbf{D} \in \mathcal{U}(n, s_1^p s_2^q)$, where the first p factors are qualitative and the last q factors are quantitative. For each k columns of \mathbf{D} , d_{l_1}, \dots, d_{l_k} such that $1 \leq l_1 < \dots < l_{k_1} \leq$

$p < l_{k_1+1} < \dots < l_k \leq p + q$, modify the definition of B_{l_1, \dots, l_k} in Fang et al. (2003b) by

$$B_{l_1, \dots, l_k} = \sum_{\Delta} \left(n_{a_1, \dots, a_k}^{(l_1, \dots, l_k)} - \frac{n}{s_1^{k_1} s_2^{k_2}} \right)^2, \quad (6)$$

to make it applicable to asymmetric situation, where $\Delta = \{(a_1, \dots, a_k) | 1 \leq a_1, \dots, a_{k_1} \leq s_1, 1 \leq a_{k_1+1}, \dots, a_k \leq s_2\}$, $k = k_1 + k_2$, and $n_{a_1, \dots, a_k}^{(l_1, \dots, l_k)}$ is the number of rows in which the column group $\{d_{l_1}, \dots, d_{l_k}\}$ takes the level combination $\{a_1, \dots, a_k\}$. The summation is taken across all the possible level combinations. If $B_{l_1, \dots, l_k} = 0$, the sub-design $\{d_{l_1}, \dots, d_{l_k}\}$ is an orthogonal array with strength k . Obviously, B_{l_1, \dots, l_k} assesses the closeness to the orthogonality of strength k of the sub-design formed by the columns d_{l_1}, \dots, d_{l_k} . Now, we define the *balance pattern* by $B(\mathbf{D}) = (B_1(\mathbf{D}), \dots, B_{p+q}(\mathbf{D}))$, where

$$B_k(\mathbf{D}) = \sum_{\Omega} B_{l_1, \dots, l_k} \Big/ \binom{p+q}{k}, \quad (7)$$

with $\Omega = \{(l_1, \dots, l_k) | 1 \leq l_1 \dots \leq l_{k_1} \leq p < l_{k_1+1} \dots \leq l_k \leq p + q\}$. The summation is taken over all the possible k columns. As a result, $B_k(\mathbf{D})$ evaluates the nearness between the orthogonality of strength k and the design \mathbf{D} , and $B_k(\mathbf{D}) = 0$ implies that the design \mathbf{D} is an orthogonal array of strength k .

The $B(\mathbf{D})$ is defined based on the columns of a design, interestingly, the following lemma illustrates that it has a close relationship with the rows of a design.

Lemma 2. For a design $\mathbf{D} \in \mathcal{U}(n, s_1^p s_2^q)$, the entries of $B(\mathbf{D})$ could be reshaped as

$$B_k(\mathbf{D}) = \sum_{i,j=1}^n \sum_{\Omega} \delta_{ij}^{(l_1, \dots, l_k)} \Big/ \binom{p+q}{k} - \sum_{\Omega} \frac{n^2}{s_1^{k_1} s_2^{k_2}} \Big/ \binom{p+q}{k}, \text{ for } k = 1, \dots, p+q, \quad (8)$$

where $\Omega = \{(l_1, \dots, l_k) | 1 \leq l_1 \dots \leq l_{k_1} \leq p < l_{k_1+1} \dots \leq l_k \leq p + q\}$, $\delta_{ij}^{(l_1, \dots, l_k)}$ equals 1 if $(x_{il_1}, \dots, x_{il_k}) = (x_{jl_1}, \dots, x_{jl_k})$, and 0 otherwise.

The proof of this lemma is very similar to that of Lemma 3.1 in Fang et al. (2003b). The main difference is that $\mathbf{D} \in \mathcal{U}(n, s_1^p s_2^q)$ is an asymmetric design when $s_1 \neq s_2$. Thus we omit it. Note that, the QQD in (5) is defined by rows. Now we can obtain another form of expression of QQD, which relies on the balance pattern.

Theorem 4. If $\mathbf{D} = (\mathbf{D}_1, \mathbf{D}_2)$ with $\mathbf{D}_1 \in \mathcal{U}(n, s^p)$ and $\mathbf{D}_2 \in \mathcal{U}(n, 2^q)$, then

$$QQD^2(\mathbf{D}) = - \left(\frac{5s+1}{4s} \right)^p \left(\frac{4}{3} \right)^q + \left(\frac{5s+1}{4s} \right)^p \left(\frac{11}{8} \right)^q + \frac{1}{n^2} \left(\frac{5}{4} \right)^{p+q} \sum_{k=1}^{p+q} \left(\frac{1}{5} \right)^k \binom{p+q}{k} B_k(\mathbf{D}). \quad (9)$$

Theorem 4 reveals the QQD is a function of $B_k(\mathbf{D})$, based on which we can derive a new lower bound for the QQD.

Theorem 5. *If $\mathbf{D} = (\mathbf{D}_1, \mathbf{D}_2)$ with $\mathbf{D}_1 \in \mathcal{U}(n, s^p)$ and $\mathbf{D}_2 \in \mathcal{U}(n, 2^q)$, then $QQD^2(\mathbf{D}) \geq LB_2$, where*

$$LB_2 = - \left(\frac{5s+1}{4s} \right)^p \left(\frac{4}{3} \right)^q + \left(\frac{5s+1}{4s} \right)^p \left(\frac{11}{8} \right)^q + \frac{1}{n^2} \left(\frac{5}{4} \right)^{p+q} \sum_{k=1}^{p+q} \left(\frac{1}{5} \right)^k \\ \times \sum_{k_1+k_2=k} \binom{p}{k_1} \binom{q}{k_2} r_{n,k_1,k_2,s,2} \left(1 - \frac{r_{n,k_1,k_2,s,2}}{s^{k_1} 2^{k_2}} \right),$$

with $r_{n,k_1,k_2,s,2}$ being the residual of $n \pmod{s^{k_1} 2^{k_2}}$.

For those designs $\mathbf{D} \in \mathcal{U}(n, s^{p+q})$, two lower bounds, LB_1 and LB_2 , are applicable, then define $LB = \max\{LB_1, LB_2\}$.

Remark 2. Let $p = 0$ or $q = 0$, then the results related to QQD in Theorems 4 and 5 could degenerate into the corresponding results in terms of WD in Fang et al. (2003b) or DD in Qin and Li (2006), respectively.

5. Illustrative examples

In this section, we give some examples to demonstrate the reasonability of QQD for measuring the uniformity of designs associated with both qualitative and quantitative factors. Particularly, it turns out that the proposed QQD could distinguish different MCDs generated by the same construction procedure. In addition, it is shown that the design generated by column juxtaposition of two separately uniform sub-designs may not be uniform over the design space.

Many construction methods of MCDs were proposed. For example, He et al. (2017) gave several effective construction methods for MCDs with some appealing space-filling properties for the quantitative factors from the view of stratification on grids. The generated MCDs are not unique because of some structures and randomness. Even if the MCDs share the same stratifications on grids for the sub-designs of quantitative factors, they may have distinct uniformity. This declaration is interpreted by three MCDs visually.

Example 2. Construct an MCD $\mathbf{D}_M = (\mathbf{D}_{M1}, \mathbf{D}_{M2})$ via Construction 3 in He et al. (2017) under the parameter settings: $s = 2, u = 4, k = 2$. Then \mathbf{D}_{M1} is an OA(16, 4, 2, 2) and \mathbf{D}_{M2} is an LHD(16, 6)

based on Theorem 5 in He et al. (2017). Assume there are only one qualitative and two quantitative factors in the design system.

Now we consider selecting three columns from the large MCD, \mathbf{D}_M , to form a small MCD, $\mathbf{D} = (\mathbf{D}_1, \mathbf{D}_2)$ with one qualitative factor and two quantitative factors. The \mathbf{D}_1 with one qualitative factor should be chosen from \mathbf{D}_{M1} , such as its 1st column. For the quantitative part \mathbf{D}_2 , which should be a sub-design of \mathbf{D}_{M2} , there are $\binom{6}{2} = 15$ different choices. For explanation, let $\mathbf{D}_{M2} = (d_1, \dots, d_6)$ and compare the following three situations, $\mathbf{D}_2^{(1)} = (d_2, d_3)$, $\mathbf{D}_2^{(2)} = (d_2, d_4)$, and $\mathbf{D}_2^{(3)} = (d_3, d_4)$, where $\mathbf{D}_1 = (0, 1, 0, 1, 0, 1, 0, 1, 0, 1, 0, 1, 0, 1, 0, 1)^T$, $d_2 = (0, 1, 15, 14, 8, 9, 6, 7, 11, 10, 5, 4, 2, 3, 13, 12)^T$, $d_3 = (1, 0, 14, 15, 3, 2, 12, 13, 6, 7, 9, 8, 5, 4, 10, 11)^T$ and $d_4 = (0, 14, 15, 1, 10, 5, 4, 11, 12, 3, 2, 13, 6, 9, 8, 7)^T$. Denote the resulting three small MCDs by $\mathbf{D}^{(1)} = (\mathbf{D}_1, \mathbf{D}_2^{(1)})$, $\mathbf{D}^{(2)} = (\mathbf{D}_1, \mathbf{D}_2^{(2)})$ and $\mathbf{D}^{(3)} = (\mathbf{D}_1, \mathbf{D}_2^{(3)})$. It can be easily calculated that $\text{QQD}^2(\mathbf{D}^{(1)}) = 0.0066$, $\text{QQD}^2(\mathbf{D}^{(2)}) = 0.0063$ and $\text{QQD}^2(\mathbf{D}^{(3)}) = 0.0060$. Thus, under the QQD criterion, $\mathbf{D}^{(3)}$ is the most uniform design among the three designs, followed by $\mathbf{D}^{(2)}$, and $\mathbf{D}^{(1)}$ is the worst one.

Figure 2 displays the scatter plots of the three sub-designs $\mathbf{D}_2^{(1)}$, $\mathbf{D}_2^{(2)}$ and $\mathbf{D}_2^{(3)}$ for the quantitative factors. According to Theorem 5 in He et al. (2017), $\mathbf{D}_2^{(1)}$ achieves stratification on 2×2 grids, and both $\mathbf{D}_2^{(2)}$ and $\mathbf{D}_2^{(3)}$ can achieve stratification on 8×2 grids and 2×8 grids. Consequently, $\mathbf{D}_2^{(1)}$ is the worst among the three sub-designs, and $\mathbf{D}_2^{(2)}$ and $\mathbf{D}_2^{(3)}$ possess the same performance in terms of space-filling property on grids. We further consider the points of $\mathbf{D}_2^{(i)}$, $i = 1, 2, 3$, corresponding to level 0 and 1 of \mathbf{D}_1 , respectively, which form a small LHD since $\mathbf{D}^{(i)}$ are all MCDs. Additionally, the points of $\mathbf{D}_2^{(1)}$ and $\mathbf{D}_2^{(3)}$ corresponding to any level of \mathbf{D}_1 can achieve stratification on 2×2 grids, but there are clustered points in $\mathbf{D}_2^{(1)}$. From Figure 2, we can conclude that $\mathbf{D}^{(3)}$ is the most outstanding, followed by $\mathbf{D}^{(2)}$ and $\mathbf{D}^{(1)}$ is the worst, which is coincident with the results in comparison under the QQD criterion.

Example 2 reflects that the QQD can distinguish the MCDs constructed by the same construction method even though they have the same stratifications on grids for the quantitative factors, like the $\mathbf{D}^{(2)}$ and $\mathbf{D}^{(3)}$. Originally, although the proposed QQD is motivated by comparing different MCDs, it is not limited to MCDs, and can be used for quantifying the uniformity of any design with both types of factors.

Since \mathbf{D} consists of two sub-designs, \mathbf{D}_1 and \mathbf{D}_2 , one may consider searching uniform designs \mathbf{D}_1^* and \mathbf{D}_2^* for two sub-designs, separately, then juxtaposing them by column to obtain $\mathbf{D}^* = (\mathbf{D}_1^*, \mathbf{D}_2^*)$.

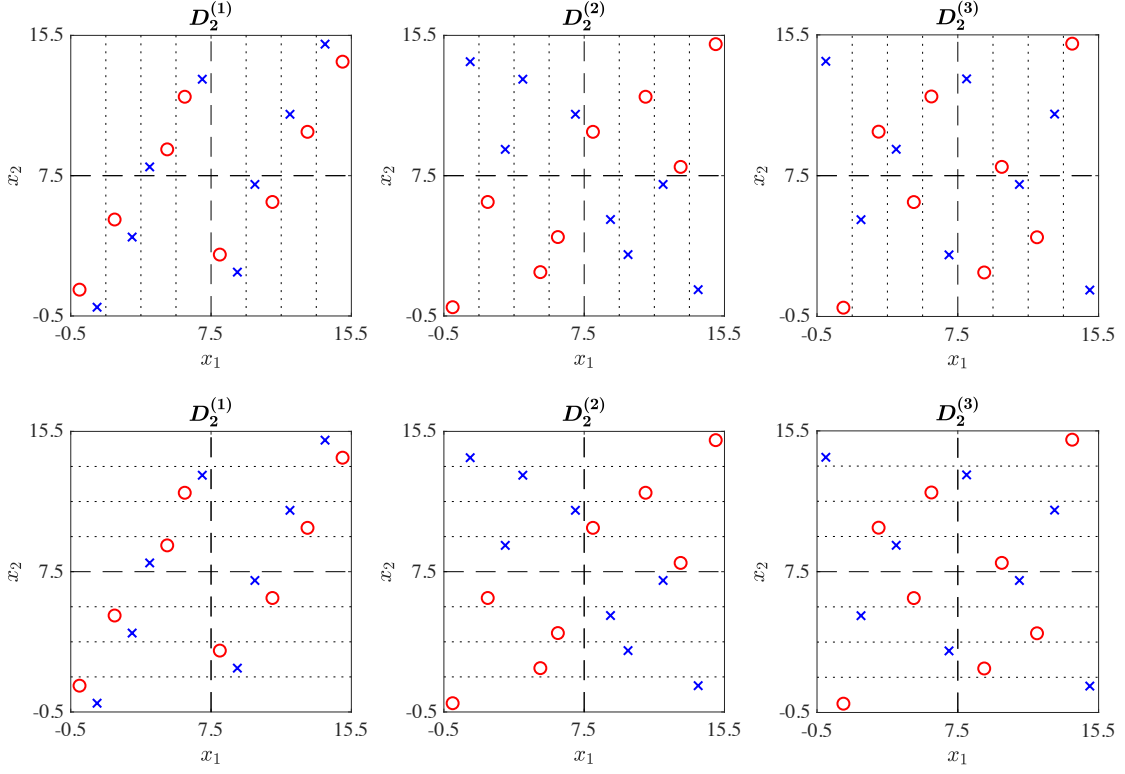


Figure 2: The scatter plots for the quantitative sub-designs, $D_2^{(1)}$, $D_2^{(2)}$ and $D_2^{(3)}$ in Example 2. The points of $D_2^{(j)}$ ($j = 1, 2, 3$) corresponding to level 0 and 1 of D_1 are represented by “o” and “x”, respectively. The panels in the first row shows stratification on 8×2 grids and the panels in the second row exhibits stratification on 2×8 grids.

However, we find some unsatisfactory results about this method.

Example 3. If $n = 16, p = 2, q = 2, s_1 = s_2 = 2, s_3 = s_4 = 4$, consider column juxtaposition of two separately uniform designs.

Let D_1 and $D_2^{(1)}$ be the full factorial designs as below. Permute the rows in $D_2^{(1)}$ and obtain another 4-level full factorial design $D_2^{(2)}$, where

$$D_1 = \begin{pmatrix} 0 & 0 & 0 & 0 & 0 & 0 & 0 & 0 & 1 & 1 & 1 & 1 & 1 & 1 & 1 & 1 \\ 0 & 0 & 0 & 0 & 1 & 1 & 1 & 1 & 1 & 1 & 1 & 1 & 0 & 0 & 0 & 0 \end{pmatrix}^T,$$

$$D_2^{(1)} = \begin{pmatrix} 0 & 0 & 0 & 0 & 1 & 1 & 1 & 1 & 2 & 2 & 2 & 2 & 3 & 3 & 3 & 3 \\ 0 & 1 & 2 & 3 & 0 & 1 & 2 & 3 & 0 & 1 & 2 & 3 & 0 & 1 & 2 & 3 \end{pmatrix}^T,$$

and

$$\mathbf{D}_2^{(2)} = \begin{pmatrix} 0 & 0 & 1 & 1 & 2 & 2 & 3 & 3 & 0 & 0 & 1 & 1 & 2 & 2 & 3 & 3 \\ 0 & 2 & 1 & 3 & 0 & 2 & 1 & 3 & 1 & 3 & 0 & 2 & 1 & 3 & 0 & 2 \end{pmatrix}^T.$$

Obviously, \mathbf{D}_1 , $\mathbf{D}_2^{(1)}$ and $\mathbf{D}_2^{(2)}$ are uniform designs, respectively. Let $\mathbf{D}^{(1)} = (\mathbf{D}_1, \mathbf{D}_2^{(1)})$ and $\mathbf{D}^{(2)} = (\mathbf{D}_1, \mathbf{D}_2^{(2)})$, that is, both resulting designs $\mathbf{D}^{(1)}$ and $\mathbf{D}^{(2)}$ consist of two separately uniform designs. Figure 3 shows the scatter points. Scatter points for the quantitative factors of both $\mathbf{D}^{(1)}$ and $\mathbf{D}^{(2)}$ have the same uniformity. However, we can see that the points of $\mathbf{D}_2^{(2)}$ corresponding to level 0 and 1 of each factor of \mathbf{D}_1 have better uniformity than that of $\mathbf{D}_2^{(1)}$, namely, the points “o” and “x” in $\mathbf{D}_2^{(2)}$ is more uniform than the points “o” and “x” in $\mathbf{D}_2^{(1)}$, respectively. For instance, with respect to the level 0 of the first factor of \mathbf{D}_1 , the corresponding points of $\mathbf{D}_2^{(1)}$, i.e., points “o” in the left top panel, only explore half of the region of x_1 , while the points of $\mathbf{D}_2^{(2)}$ corresponding to the level 0 of the first factor of \mathbf{D}_1 i.e., points “o” in the right top panel, can probe the whole region of x_1 . Therefore, we can assert that $\mathbf{D}^{(2)}$ looks more uniformly than $\mathbf{D}^{(1)}$ from the scatter points.

On the other hand, from Theorem 1, we have $\text{QQD}^2(\mathbf{D}^{(1)}) = 0.0822$ and $\text{QQD}^2(\mathbf{D}^{(2)}) = 0.0545$, which implies $\mathbf{D}^{(2)}$ is more uniform than $\mathbf{D}^{(1)}$ under the QQD criterion, agreeing with our intuition.

This example not only shows that the proposed QQD can discriminate different designs, but also indicates that column juxtaposition of two separately uniform designs does not work for constructing the uniform designs with both types of factors since the combination mode of the qualitative and quantitative factors could affect the uniformity of the joint designs.

For comparison, a naive criterion for designs with both qualitative and quantitative factors, the sum of the space-filling criterion of the quantitative factors over each level of each qualitative factor, may be considered. Such a criterion only measures the space-filling properties of all the quantitative factors and the space-filling properties between each qualitative factor and all the quantitative factors. Consider the sum of the WD values of the quantitative factors over each level of each qualitative factor as one naive criterion, denoted by SWD. Then $\text{SWD}(\mathbf{D}^{(2)})$ sums the WD values of the four 8-run sub-designs, represented by “o” in the right top and right bottom panel, and “x” in the right top and the right bottom panel, respectively. It can be easily calculated that $\text{SWD}(\mathbf{D}^{(2)}) = 1.1055$. Now introduce another design for comparison, $\tilde{\mathbf{D}}^{(2)} = (\tilde{\mathbf{D}}_1, \mathbf{D}_2^{(2)})$, where $\tilde{\mathbf{D}}_1 = (\mathbf{0}_{2 \times 8}, \mathbf{1}_{2 \times 8})^T$. Obviously, $\mathbf{D}^{(2)}$ has better space-filling property than $\tilde{\mathbf{D}}^{(2)}$ since the two columns for the qualitative factors in $\tilde{\mathbf{D}}^{(2)}$ remain the same. By computation, $\text{SWD}(\tilde{\mathbf{D}}^{(2)}) = 1.0999 < \text{SWD}(\mathbf{D}^{(2)})$ implies that $\tilde{\mathbf{D}}^{(2)}$ is

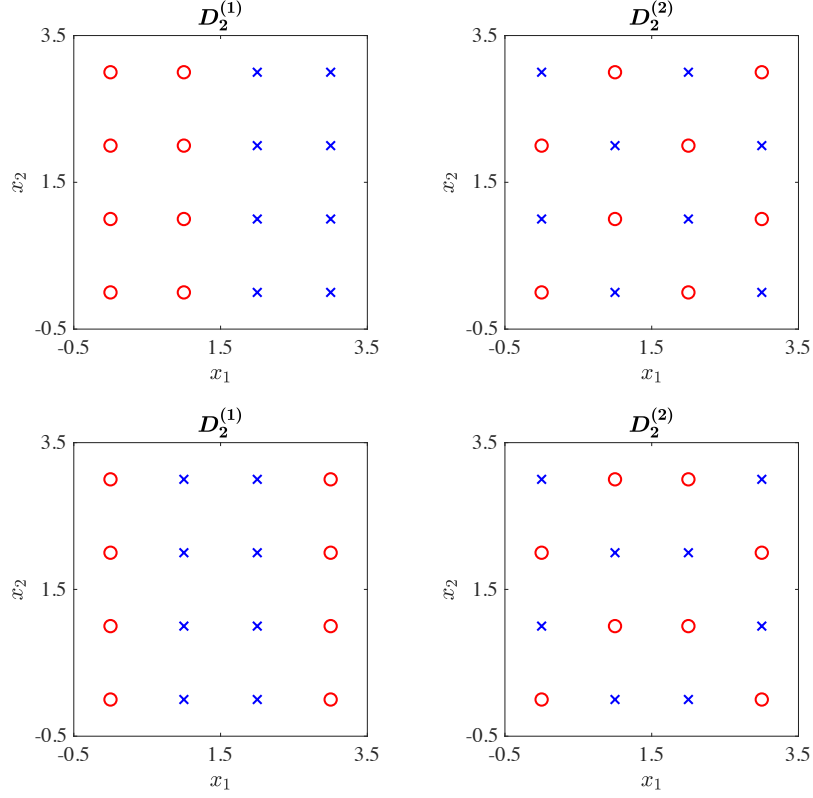


Figure 3: The scatter plots for the quantitative factors $D_2^{(1)}$ and $D_2^{(2)}$ in Example 3. The points of $D_2^{(j)}$, $j = 1, 2$, corresponding to level 0 and 1 of D_1 are represented by “o” and “x”, respectively. The top and bottom panels show plots with respect to the first and the second factor of D_1 , respectively.

better than $D^{(2)}$ under SWD. This result is contrary to the objective truth. In terms of QQD criterion, it could be calculated that $\text{QQD}^2(\tilde{D}^{(2)}) = 0.0813 > \text{QQD}^2(D^{(2)})$. The comparison result under QQD is still agrees with the facts. It confirms that the advantage of QQD over the naive criterion in the projection space-filling properties on all subspaces are important.

Next, we give two designs, whose QQD values achieve the lower bounds obtained in this paper. This further indicates the lower bounds we derived are tight.

Example 4. Consider the design $D = (D_1, D_2) \in \mathcal{U}(4, 4 \times 2^2)$ with $D_1 = (0, 1, 2, 3)^T$ and $D_2 = ((0, 1, 0, 1)^T, (1, 0, 0, 1)^T)$. It reaches the lower bound LB_2 with $\text{QQD}^2(D) = LB_2 = 0.1706$.

Example 5. Consider the design D listed in Table 1, which can reach the lower bound LB_1 , and

$$\text{QQD}^2(\mathbf{D}) = LB_1 = 17.0235.$$

Table 1: $\mathbf{D} = (\mathbf{D}_1, \mathbf{D}_2) \in \mathcal{U}(8, 2^7 \times 4^7)$ in Example 5

\mathbf{D}_1	\mathbf{D}_2
0 0 0 0 1 0 0	1 1 2 3 1 2 3
0 0 0 1 0 1 1	3 2 0 0 1 1 2
0 1 1 1 0 0 0	3 3 1 2 2 3 3
1 1 0 1 1 0 1	2 2 2 2 0 0 1
0 1 1 0 1 1 1	2 3 3 0 3 2 0
1 0 1 1 1 1 0	1 0 3 1 2 0 2
1 0 1 0 0 0 1	0 1 0 1 0 3 0
1 1 0 0 0 1 0	0 0 1 3 3 1 1

The designs presented in Examples 4 and 5 show that the lower bounds LB_1 and LB_2 obtained in this paper are tight and achievable. Furthermore, we give the following example to illustrate the use and effectiveness of the QQD in comparing response surface designs.

Example 6. Consider a response surface design with one qualitative (z) and two quantitative factors (x_1 and x_2). Table 2 lists the four designs, among which the quantitative factors are fixed. The sub-design composed by x_1 and x_2 is a central composite design (CCD), which consists of a 2^2 factorial design, two center runs and four axial runs. The difference among the four designs exists in the assignment for the qualitative factor. The $z^{(1)}, \dots, z^{(4)}$ in Table 2 are respectively represented as the qualitative factor z in the four designs. Denote the four designs by $\mathbf{D}^{(1)} = (x_1, x_2, z^{(1)})$, $\mathbf{D}^{(2)} = (x_1, x_2, z^{(2)})$, $\mathbf{D}^{(3)} = (x_1, x_2, z^{(3)})$, and $\mathbf{D}^{(4)} = (x_1, x_2, z^{(4)})$, respectively. Wu and Ding (1998) compared the efficiency of different designs by using the determinant criterion (D-criterion). They obtained that the first design $\mathbf{D}^{(1)}$ is the optimal because of its maximum D-criterion value. It is noted that the D-criterion heavily relies on the pre-determined model. A small misspecification may seriously affect the performance of the chosen design. Then, the space-filling property may be considered. Next, we will choose a new design by the QQD criterion.

According to the structure of the CCD, the sub-design composed by the two quantitative factors consists of three portions, factorial, center, and axial portion, see the three portions of (x_1, x_2) listed

Table 2: The values of x_1 , x_2 , and z in the four designs in Example 6

Run	x_1	x_2	$z^{(1)}$	$z^{(2)}$	$z^{(3)}$	$z^{(4)}$
1	1	1	-1	-1	-1	-1
2	1	-1	-1	1	-1	1
3	-1	1	-1	1	1	1
4	-1	-1	1	1	1	-1

5	0	0	1	1	1	1
6	0	0	-1	-1	-1	-1

7	$\sqrt{2}$	0	1	-1	-1	1
8	$-\sqrt{2}$	0	-1	-1	-1	-1
9	0	$\sqrt{2}$	1	-1	-1	-1
10	0	$-\sqrt{2}$	-1	-1	1	1

in Table 2. Corresponding to the factorial portion of CCD, denote the sub-designs composed by the first four runs of the four designs by $\mathbf{D}_1^{(1)}$, $\mathbf{D}_1^{(2)}$, $\mathbf{D}_1^{(3)}$ and $\mathbf{D}_1^{(4)}$, respectively. When the space-filling property of the factorial portion is considered, we can use the QQD to assess the uniformity of the four sub-designs $\mathbf{D}_1^{(1)}, \dots, \mathbf{D}_1^{(4)}$. After transforming the level -1 to $1/4$ and 1 to $3/4$ to make the values of x_1 and x_2 falling into $[0,1]$, the QQD values could be calculated according to the expression of QQD. Table 3 lists the QQD values of the four sub-designs. It can be seen that $\mathbf{D}_1^{(4)}$ owes the minimum QQD value. Moreover, $\text{QQD}(\mathbf{D}_1^{(4)})$ reaches the lower bound of QQD for designs in $\mathcal{U}(4, 2^3)$. These results imply that $\mathbf{D}_1^{(4)}$ is the best among the four sub-designs under QQD, and the four sub-designs are ranked as $\mathbf{D}_1^{(4)}, \mathbf{D}_1^{(3)}, \mathbf{D}_1^{(1)}, \mathbf{D}_1^{(2)}$. Next, consider the space-filling property of the four full designs, $\mathbf{D}^{(1)}, \dots, \mathbf{D}^{(4)}$. At this time, all the four designs are not U-type. Transform each level of x_1 and x_2 into $[0, 1]$ by $(x + \sqrt{2})/(2\sqrt{2})$, $x \in \{-\sqrt{2}, -1, 0, 1, \sqrt{2}\}$, then, we can compute the QQD values of $\mathbf{D}^{(1)}, \dots, \mathbf{D}^{(4)}$. Based on the QQD values listed in Table 3, $\mathbf{D}^{(4)}$ is the best design. Combining the comparison result of the four sub-designs, the fourth design is suggested when the space-filling property is considered.

Table 3: The criterion values of designs under two space-filling criteria

Criterion	$\mathbf{D}_1^{(1)}$	$\mathbf{D}_1^{(2)}$	$\mathbf{D}_1^{(3)}$	$\mathbf{D}_1^{(4)}$	$\mathbf{D}^{(1)}$	$\mathbf{D}^{(2)}$	$\mathbf{D}^{(3)}$	$\mathbf{D}^{(4)}$
Squared QQD	0.2255	0.2255	0.1766	0.1571	0.0763	0.0795	0.0792	0.0653
Extended MaxPro	1.8821	1.8821	1.8246	1.3606	3.5810	3.6441	3.7086	3.5587

Additionally, the extended MaxPro criterion proposed in Joseph et al. (2019) could be considered here to assess the space-filling property. The corresponding criterion values of the four sub-designs $\mathbf{D}_1^{(1)}, \dots, \mathbf{D}_1^{(4)}$, and the four designs $\mathbf{D}^{(1)}, \dots, \mathbf{D}^{(4)}$, are also listed in Table 3. It can be seen that, under the extended MaxPro criterion, the order of the four sub-designs is accordant with that under the QQD, and the best design among the four designs $\mathbf{D}^{(1)}, \dots, \mathbf{D}^{(4)}$ is the same with that under the QQD. It is noted that there is a small difference of the order of $\mathbf{D}^{(2)}$ and $\mathbf{D}^{(3)}$ under the two criteria. It means that the two criteria have a litter bit difference, and which does not affect the suggested design.

6. Conclusion

For measuring the space-filling property of designs with both qualitative and quantitative factors, in this paper, we propose a new uniformity criterion, the qualitative-quantitative discrepancy, and give its explicit expression. From several intuitive examples, we show the reasonability and effectiveness of the proposed QQD. In fact, the newly proposed discrepancy can measure the uniformity of any design containing two types of factors apart from that of MCDs and response surface designs when the space-filling properties are considered. In addition, according to the closed form of the QQD and the connections between QQD and the balance pattern, two tight lower bounds of QQD are obtained by strict mathematic deductions, which can be regarded as a benchmark for identifying the uniform designs. When the QQD is applied to stochastic optimization algorithms, as similar as the CD, WD and MD, an iteration formula could be derived to greatly simplified the calculation of the QQD value for a new design in each iteration. In the future, we can use some stochastic optimization methods or some systematic construction methods to search uniform designs under QQD criterion.

Acknowledgements

This work was supported by National Natural Science Foundation of China (11871288) and Natural Science Foundation of Tianjin (19JCZDJC31100). The first two authors contributed equally to this work.

Appendix

Proof of Theorem 1. Note that $\chi = \chi_1 \times \cdots \times \chi_{p+q}$, where $\chi_k = \{0, 1, \dots, s_k - 1\}$, for $k = 1, 2, \dots, p$ and $\chi_k = [0, 1]$, for $k = p + 1, \dots, p + q$. For the first term of (2), we have

$$\int_{\chi_k^2} \mathcal{K}_k(t_k, z_k) dF(t_k) dF(z_k) = \begin{cases} \frac{5s_k+1}{4s_k}, & \text{for } k = 1, \dots, p, \\ \frac{4}{3}, & \text{for } k = p + 1, \dots, p + q. \end{cases} \quad (10)$$

Hence, $\int_{\chi_2} \mathcal{K}(t, z) dF(t) dF(z) = \prod_{k=1}^p \left(\frac{5s_k+1}{4s_k} \right) \left(\frac{4}{3} \right)^q$. For the second term,

$$\int_{\chi_k} \mathcal{K}_k(t_k, x_{ik}) dF(t_k) = \begin{cases} \frac{5s_k+1}{4s_k}, & \text{for } k = 1, \dots, p, \\ \frac{4}{3}, & \text{for } k = p + 1, \dots, p + q. \end{cases} \quad (11)$$

Thus, $\frac{2}{n} \sum_{i=1}^n \int_{\chi} \mathcal{K}(t, x_i) dF(t) = 2 \prod_{k=1}^p \left(\frac{5s_k+1}{4s_k} \right) \left(\frac{4}{3} \right)^q$. With regard to the last term,

$$\sum_{i,j=1}^n \mathcal{K}(x_i, x_j) = \sum_{i,j=1}^n \left(\frac{3}{2} \right)^{\delta_{ij}(\mathbf{D}_1)} \left(\frac{5}{4} \right)^{p-\delta_{ij}(\mathbf{D}_1)} \cdot \prod_{k=p+1}^{p+q} \left(\frac{3}{2} - |x_{ik} - x_{jk}| + |x_{ik} - x_{jk}|^2 \right). \quad (12)$$

Substituting the Equations (10) - (12) into (2), we complete the proof. \blacksquare

For proving Corollary 1, we give a lemma, which is the extension of related results in Zhou et al. (2012) and its proof is straightforward.

Lemma 3. *The matrices \mathbf{A} and \mathbf{A}_k in Lemma 1 have the following properties,*

$$\begin{cases} \mathbf{A}_k \mathbf{1}_{s_k} = \left(\frac{3}{2} + \frac{5}{4}(s_k - 1) \right) \mathbf{1}_{s_k}, \\ \mathbf{A}_k^{-1} \mathbf{1}_{s_k} = \left(\frac{3}{2} + \frac{5}{4}(s_k - 1) \right)^{-1} \mathbf{1}_{s_k}, \end{cases} \quad \text{for } k = 1, \dots, p,$$

$$\begin{cases} \mathbf{A}_k \mathbf{1}_{s_k} = \left(\frac{4s_k}{3} + \frac{1}{6s_k} \right) \mathbf{1}_{s_k}, \\ \mathbf{A}_k^{-1} \mathbf{1}_{s_k} = \left(\frac{4s_k}{3} + \frac{1}{6s_k} \right)^{-1} \mathbf{1}_{s_k}, \end{cases} \quad \text{for } k = p + 1, \dots, p + q,$$

and

$$\begin{cases} \mathbf{A}\mathbf{1}_N = \prod_{k=1}^p \left(\frac{3}{2} + \frac{5}{4}(s_k - 1)\right) \prod_{k=p+1}^{p+q} \left(\frac{4s_k}{3} + \frac{1}{6s_k}\right) \mathbf{1}_N, \\ \mathbf{A}^{-1}\mathbf{1}_N = \prod_{k=1}^p \left(\frac{3}{2} + \frac{5}{4}(s_k - 1)\right)^{-1} \prod_{k=p+1}^{p+q} \left(\frac{4s_k}{3} + \frac{1}{6s_k}\right)^{-1} \mathbf{1}_N. \end{cases}$$

Proof of Corollary 1. From Lemma 1 and Theorem 2, we have

$$\begin{aligned} \text{QQD}^2(\mathbf{D}^*) &= - \prod_{k=1}^p \left(\frac{5s_k + 1}{4s_k}\right) \left(\frac{4}{3}\right)^q + \frac{1}{n^2} \left(\frac{n}{N}\mathbf{1}_N\right)^T \mathbf{A} \left(\frac{n}{N}\mathbf{1}_N\right) \\ &= - \prod_{k=1}^p \left(\frac{5s_k + 1}{4s_k}\right) \left(\frac{4}{3}\right)^q + \frac{1}{N^2} \mathbf{1}_N^T \mathbf{A} \mathbf{1}_N \end{aligned} \quad (13)$$

Note that $N = \prod_{k=1}^{p+q} s_k$ and by Lemma 3,

$$\begin{aligned} \mathbf{1}_N^T \mathbf{A} \mathbf{1}_N &= \prod_{k=1}^p \left(\frac{3}{2} + \frac{5}{4}(s_k - 1)\right) \prod_{k=p+1}^{p+q} \left(\frac{4s_k}{3} + \frac{1}{6s_k}\right) \mathbf{1}_N^T \mathbf{1}_N \\ &= N \prod_{k=1}^p \left(\frac{3}{2} + \frac{5}{4}(s_k - 1)\right) \prod_{k=p+1}^{p+q} \left(\frac{4s_k}{3} + \frac{1}{6s_k}\right) \\ &= N^2 \prod_{k=1}^p \left(\frac{5s_k + 1}{4s_k}\right) \prod_{k=p+1}^{p+q} \left(\frac{4}{3} + \frac{1}{6s_k^2}\right) \end{aligned} \quad (14)$$

Combining (13) and (14), this proof can be finished. \blacksquare

Proof of Theorem 3. Note that $\left(\frac{6}{5}\right)^{\delta_{ij}}(\mathbf{D}_1) = \prod_{k=1}^p \left(\frac{6}{5}\right)^{\delta_{ij}^k}$, where $\delta_{ij}^k = \delta_{x_{ik}x_{jk}}$. Let $\alpha_{ij}^k = |x_{ik} - x_{jk}| - |x_{ik} - x_{jk}|^2$, for $k = p+1, \dots, p+q$. The formula (5) can be reshaped as

$$\text{QQD}^2(\mathbf{D}) = C + \frac{1}{n} \left(\frac{3}{2}\right)^{p+q} + \frac{1}{n^2} \left(\frac{5}{4}\right)^p \sum_{1 \leq i \neq j \leq n} \prod_{k=1}^p \left(\frac{6}{5}\right)^{\delta_{ij}^k} \prod_{k=p+1}^{p+q} \left(\frac{3}{2} - \alpha_{ij}^k\right).$$

From the above equation, it's clear that the value of QQD is a function of $\prod_{k=1}^p \left(\frac{6}{5}\right)^{\delta_{ij}^k} \prod_{k=p+1}^{p+q} \left(\frac{3}{2} - \alpha_{ij}^k\right)$, $i, j = 1, \dots, n$, $i \neq j$, as the first two terms are constant for the given parameters. For the U-type design $\mathbf{D}_1 \in \mathcal{U}(n, s_1 \cdots s_p)$, there are $\frac{n^2(s_k-1)}{s_k}$ number of δ_{ij}^k being 0, and $\frac{n(n-s_k)}{s_k}$ number of δ_{ij}^k being 1, $i, j = 1, \dots, n$, $i \neq j$, for any $k = 1, \dots, p$. For $\mathbf{D}_2 \in \mathcal{U}(n, s_{p+1} \cdots s_{p+q})$, Table 4 shows the distribution of α_{ij}^k , $i, j = 1, \dots, n$, $i \neq j$, for any $k = p+1, \dots, p+q$. Under the given parameters (n, s_1, \dots, s_{p+q}) of a design, minimizing $\text{QQD}^2(\mathbf{D})$ is equivalent to minimizing $\sum_{1 \leq i \neq j \leq n} \prod_{k=1}^p \left(\frac{6}{5}\right)^{\delta_{ij}^k} \prod_{k=p+1}^{p+q} \left(\frac{3}{2} - \alpha_{ij}^k\right)$. From the above discussion, we claim that $\prod_{1 \leq i \neq j \leq n} \prod_{k=1}^p \left(\frac{6}{5}\right)^{\delta_{ij}^k} \prod_{k=p+1}^{p+q} \left(\frac{3}{2} - \alpha_{ij}^k\right)$ is a constant for the given (n, s_1, \dots, s_{p+q}) , say H . According to the geometric and arithmetic mean inequality, when

each $\prod_{k=1}^p \left(\frac{6}{5}\right)^{\delta_{ij}^k} \prod_{k=p+1}^{p+q} \left(\frac{3}{2} - \alpha_{ij}^k\right)$ takes the same values for $1 \leq i \neq j \leq n$, i.e., $H^{\frac{1}{n(n-1)}}$, $\text{QQD}(\mathbf{D})^2$ can reach its minimum, which completes the proof.

Table 4: Distribution of α_{ij}^k , for $k = p+1, \dots, p+q$

even s_k		odd s_k	
the values of α_{ij}^k	number	the values of α_{ij}^k	number
0	$\frac{n(n-s_k)}{s_k}$	0	$\frac{n(n-s_k)}{s_k}$
$\frac{2(2s_k-2)}{4s_k^2}$	$\frac{2n^2}{s_k}$	$\frac{2(2s_k-2)}{4s_k^2}$	$\frac{2n^2}{s_k}$
\vdots	\vdots	\vdots	\vdots
$\frac{(s_k-2)(s_k+2)}{4s_k^2}$	$\frac{2n^2}{s_k}$	$\frac{(s_k-3)(s_k+3)}{4s_k^2}$	$\frac{2n^2}{s_k}$
$\frac{s_k^2}{4s_k^2}$	$\frac{n^2}{s_k}$	$\frac{(s_k-1)(s_k+1)}{4s_k^2}$	$\frac{2n^2}{s_k}$

■

Proof of Theorem 4. For $\mathbf{D}_1 \in \mathcal{U}(n, s^p)$ and $\mathbf{D}_2 \in \mathcal{U}(n, 2^q)$, from Theorem 1, we have

$$\begin{aligned} \text{QQD}^2(\mathbf{D}) &= C + \frac{1}{n^2} \left(\frac{5}{4}\right)^p \sum_{i,j=1}^n \left(\frac{6}{5}\right)^{\delta_{ij}(\mathbf{D}_1)} \cdot \prod_{k=p+1}^{p+q} \left(\frac{3}{2} - |x_{ik} - x_{jk}| + |x_{ik} - x_{jk}|^2\right) \\ &= C + \frac{1}{n^2} \left(\frac{5}{4}\right)^p \sum_{i,j=1}^n \prod_{k=1}^p \left(\frac{6}{5}\right)^{\delta_{ij}^k} \cdot \prod_{k=p+1}^{p+q} \left(\frac{3}{2} - |x_{ik} - x_{jk}| + |x_{ik} - x_{jk}|^2\right), \end{aligned} \quad (15)$$

where $C = -\left(\frac{5s+1}{4s}\right)^p \left(\frac{4}{3}\right)^q$. Note that, $\left(\frac{6}{5}\right)^{\delta_{ij}^k} = 1 + \frac{1}{5}\delta_{ij}^k$, for $k = 1, \dots, p$, and $|x_{ik} - x_{jk}| = \frac{1}{2}(1 - \delta_{ij}^k)$, for $k = p+1, \dots, p+q$. Thus, (15) can be rewritten as

$$\text{QQD}^2(\mathbf{D}) = -\left(\frac{5s+1}{4s}\right)^p \left(\frac{4}{3}\right)^q + \frac{1}{n^2} \left(\frac{5}{4}\right)^p \sum_{i,j=1}^n \prod_{k=1}^p \left(1 + \frac{1}{5}\delta_{ij}^k\right) \cdot \prod_{k=p+1}^{p+q} \left(\frac{5}{4} + \frac{1}{4}\delta_{ij}^k\right). \quad (16)$$

The value of (16) is dominated by the last term for given parameters, because the first term is a

constant. Part of the last term

$$\begin{aligned}
& \sum_{i,j=1}^n \prod_{k=1}^p \left(1 + \frac{1}{5} \delta_{ij}^k\right) \cdot \prod_{k=p+1}^{p+q} \left(\frac{5}{4} + \frac{1}{4} \delta_{ij}^k\right) \\
&= \sum_{i,j=1}^n \left(\left(\frac{5}{4}\right)^q + \sum_{k=1}^{p+q} \sum_{\Omega} \left(\frac{1}{5}\right)^{k_1} \left(\frac{1}{4}\right)^{k_2} \left(\frac{5}{4}\right)^{q-k_2} \delta_{ij}^{(l_1, \dots, l_k)} \right) \\
&= n^2 \left(\frac{5}{4}\right)^q + \left(\frac{5}{4}\right)^q \sum_{k=1}^{p+q} \left(\frac{1}{5}\right)^k \sum_{i,j=1}^n \sum_{\Omega} \delta_{ij}^{(l_1, \dots, l_k)} \\
&= n^2 \left(\frac{5}{4}\right)^q + \left(\frac{5}{4}\right)^q \sum_{k=1}^{p+q} \left(\frac{1}{5}\right)^k \left(B(k) + \sum_{\Omega} \frac{n^2}{s^{k_1} 2^{k_2}} \Big/ \binom{p+q}{k} \right) \binom{p+q}{k} \tag{17}
\end{aligned}$$

$$= n^2 \left(\frac{5}{4}\right)^q + \left(\frac{5}{4}\right)^q \sum_{k=1}^{p+q} \left(\frac{1}{5}\right)^k \binom{p+q}{k} B(k) + n^2 \left(\frac{5}{4}\right)^q \sum_{k=1}^{p+q} \left(\frac{1}{5}\right)^k \sum_{\Omega} \frac{1}{s^{k_1} 2^{k_2}}. \tag{18}$$

The Equation (17) holds because of (8) in Lemma 2. Furthermore,

$$\begin{aligned}
\sum_{k=1}^{p+q} \left(\frac{1}{5}\right)^k \sum_{\Omega} \frac{1}{s^{k_1} 2^{k_2}} &= \sum_{k=1}^{p+q} \sum_{\Omega} \frac{1}{(5s)^{k_1} 10^{k_2}} = \left(1 + \frac{1}{5s}\right)^p \left(1 + \frac{1}{10}\right)^q - 1 \\
&= \left(\frac{5s+1}{5s}\right)^p \left(\frac{11}{10}\right)^q - 1. \tag{19}
\end{aligned}$$

Substituting (19) into (18), and substituting (18) into (16), we obtain (9). ■

Proof of Theorem 5. For any $k (= k_1 + k_2)$ -tuple of columns in \mathbf{D} , there are $s^{k_1} 2^{k_2}$ level combinations in total. Let $n = t s^{k_1} 2^{k_2} + r_{n, k_1, k_2, s, 2}$, $0 \leq r_{n, k_1, k_2, s, 2} < s^{k_1} 2^{k_2}$. According to (6), to minimize B_{l_1, \dots, l_k} , the frequencies of all the possible level combinations in the column group $\{d_{l_1}, \dots, d_{l_k}\}$ should be as equal as possible. Therefore, if there are $r_{n, k_1, k_2, s, 2}$ level combinations that occur $t + 1$ times and $s^{k_1} 2^{k_2} - r_{n, k_1, k_2, s, 2}$ level combinations that appear t times, B_{l_1, \dots, l_k} would reach its lower bound, $r_{n, k_1, k_2, s, 2} \left(1 - \frac{r_{n, k_1, k_2, s, 2}}{s^{k_1} 2^{k_2}}\right)$. By (7), the lower bound of $B_k(\mathbf{D})$ is obtained immediately,

$$B_k(\mathbf{D}) \geq \sum_{\Omega} r_{n, k_1, k_2, s, 2} \left(1 - \frac{r_{n, k_1, k_2, s, 2}}{s^{k_1} 2^{k_2}}\right) \Big/ \binom{p+q}{k}. \tag{20}$$

By combining (9) and (20), we have

$$\begin{aligned}
\text{QQD}^2(\mathbf{D}) &\geq - \left(\frac{5s+1}{4s}\right)^p \left(\frac{4}{3}\right)^q + \left(\frac{5s+1}{4s}\right)^p \left(\frac{11}{8}\right)^q + \frac{1}{n^2} \left(\frac{5}{4}\right)^{p+q} \sum_{k=1}^{p+q} \left(\frac{1}{5}\right)^k \\
&\quad \times \sum_{\Omega} r_{n, k_1, k_2, s, 2} \left(1 - \frac{r_{n, k_1, k_2, s, 2}}{s^{k_1} 2^{k_2}}\right). \tag{21}
\end{aligned}$$

It's noted that

$$\sum_{\Omega} = \sum_{k_1+k_2=k} \binom{p}{k_1} \binom{q}{k_2}. \quad (22)$$

The proof can be finished by substituting (22) into (21). ■

References

References

- Aggarwal, M.L., Gupta, B. C. and Anita Bansal (2000), Small robust response surface designs for quantitative and qualitative factors, *American Journal of Mathematical and Management Sciences* 20, 103-130.
- Chantararat, N., Zheng, N., Allen, T. T. and Huang, D. (2003), Optimal experimental design for systems involving both quantitative and qualitative factors, *Proceedings of the 2003 Winter Simulation Conference*, New Orleans, LA, USA, 2003, pp. 556-564 Vol.1, doi: 10.1109/WSC.2003.1261469.
- Choquette-Labbé, M., Shewa, W.A., Lalman, J.A., and Shanmugam, S.R. (2014), Photocatalytic Degradation of Phenol and Phenol Derivatives Using a Nano-TiO₂ Catalyst: Integrating Quantitative and Qualitative Factors Using Response Surface Methodology, *Water* 6, 1785-1806.
- Deng, X., Hung, Y. and Lin, C. D. (2015), Design for computer experiments with qualitative and quantitative factors, *Statistic Sinica* 25, 1567-1581.
- Fang, K. T. and Wang, Y. (1994), *Number-theoretic Methods in Statistics*, Chapman and Hall, London.
- Fang, K. T., Li, R. Z. and Sudjianto, A. (2006), *Design and modeling for computer experiments*, Chapman and Hall/CRC, New York.
- Fang, K. T., Lin, D. K. J. and Liu, M. Q. (2003), Optimal mixed-level supersaturated design, *Metrika* 58, 279-291.

- Fang, K. T., Lu, X. and Winker, P. (2003), Lower bounds for centered and wrap-around L_2 -discrepancies and construction of uniform designs by threshold accepting, *Journal of Complexity* 19, 692-711.
- Fang, K. T., Tang, Y. and Yin, J. X. (2005), Lower bounds for wrap-around L_2 -discrepancy and constructions of symmetrical uniform designs, *Journal of Complexity* 21,757-771.
- Fang, K. T., Liu, M. Q., Qin, Hong and Zhou, Y. D. (2018), *Theory and Application of Uniform Experimental designs*, Science Press & Springer, Beijing & Singapore.
- Han, G., Santner, T. J., Notz, W. I. and Bartel, D. L. (2009), Prediction for computer experiments having quantitative and qualitative input variables, *Technometrics* 51, 278-288.
- He, Y. Z., Lin, C. D. and Sun, F. X. (2017), On Construction of Marginally Coupled Designs, *Statistica Sinica* 27, 665-683.
- He, Y. Z, Lin, C. D. and Sun, F. X. (2019), Construction of marginally coupled designs by subspace theory, *Bernoulli* 25, 2163-2182.
- Hickernell, F. J. (1998), A generalized discrepancy and quadrature error bound, *Mathematics of Computation* 67, 299-322.
- Hickernell, F. J. (1999), Goodness-of-fit statistics, discrepancies and robust designs, *Statistics and Probability Letters* 44(1), 73-78.
- Hickernell, F. J. (2000), What affects the accuracy of quasi-Monte Carlo quadrature? In: Niederreiter, H., Spanier, J. (Eds.), *Monte Carlo and Quasi-Monte Carlo Methods 1998*. Springer-Verlag, Berlin, pp. 16-55.
- Hickernell, F. J. and Liu, M. Q. (2002), Uniform designs limit aliasing, *Biometrika* 89, 893-904.
- Johnson, M. E., Moore, L. M. and Ylvisaker, D. (1990), Minimax and maximin distance designs, *Journal of Statistical Planning and Inference* 26, 131-148.
- Joseph, V. R., Gul, E. and Ba, S. (2015), Maximum projection designs for computer experiments, *Biometrika*, 102, 371-380.

- Joseph, V.R., Gul, E. and Ba, S. (2019), Designing computer experiments with multiple types of factors: The MaxPro approach. *Journal of Quality Technology* 52, 343-354.
- Liu, M. Q. and Hickernell, F. J. (2002), $E(s^2)$ -optimality and minimum discrepancy in 2-level super-saturated designs, *Statistic Sinica* 12, 931-939.
- Qian, P. Z. G. (2012), Sliced Latin hypercube designs, *Journal of the American Statistical Association* 107, 393-399.
- Qian, P. Z. G., Wu, H. and Wu, C. F. J. (2008), Gaussian process models for computer experiments with qualitative and quantitative factors, *Technometrics* 50, 383-396.
- Qin, H. and Fang, K. T. (2004), Discrete discrepancy in factorial designs, *Metrika* 60, 59-72H.
- Qin, H. and Li, D. (2006), Connection between uniformity and orthogonality for symmetrical factorial designs, *Journal of Statistical Planning and Inference* 142, 1170-1177.
- Tunali, S. and Batmaz, I. (2003), A metamodeling methodology involving both qualitative and quantitative input factors, *European Journal of Operational Research* 150, 437-450.
- Wu, C. F. J. and Ding, Y. (1998), Construction of response surface designs for qualitative and quantitative Factors. *Journal of Statistical Planning and Inference* 11, 331-348.
- Zhou, Q., Qian, P. Z. G. and Zhou, S. (2011), A simple approach to emulation for computer models with qualitative and quantitative factors, *Technometrics* 53, 266-273.
- Zhou, Y. D., Fang, K. T. and Ning, J. H. (2012), Constructing uniform designs: A heuristic integer programming method, *Journal of Complexity* 28, 224-237.
- Zhou, Y. D., Fang, K. T. and Ning, J. H. (2013), Mixture discrepancy for quasi-random point sets, *Journal of Complexity* 29, 283-301.
- Zhou, Y. D. and Ning, J. H. (2008), Lower bounds of the wrap-around L_2 -discrepancy and relationships between MLHD and uniform design with a large size, *Journal of Statistical Planning and Inference* 138, 2330-2339.
- Zhou, Y. D., Ning, J. H. and Song, X. B. (2008), Lee discrepancy and its applications in experimental designs, *Statistics and Probability Letters* 78, 1933-1942.