

Adaptive Group Testing on Networks with Community Structure

Surin Ahn, Wei-Ning Chen, and Ayfer Özgür

Department of Electrical Engineering, Stanford University

{surinahn, wnchen, aozgur}@stanford.edu

Abstract

Since the inception of the group testing problem in World War II, the prevailing assumption in the probabilistic variant of the problem has been that individuals in the population are infected by a disease *independently*. However, this assumption rarely holds in practice, as diseases typically spread through interactions between individuals and therefore cause infections to be correlated. Inspired by characteristics of COVID-19 and similar diseases, we consider an infection model over networks which generalizes the traditional i.i.d. model from probabilistic group testing. Under this infection model, we ask whether knowledge of the network structure can be leveraged to perform group testing more efficiently, focusing specifically on community-structured graphs drawn from the stochastic block model. We prove that when the network and infection parameters are conducive to “strong community structure,” our proposed adaptive, graph-aware algorithm outperforms the baseline binary splitting algorithm, and is even order-optimal in certain parameter regimes.

1 Introduction

Identifying individuals who are infected by a disease is crucial for curbing epidemics and ensuring the well-being of society. However, due to high costs or limited resources, it is often infeasible to test every member of the population individually. During World War II, when the U.S. military sought to identify soldiers infected with syphilis, Dorfman made a breakthrough by introducing the concept of *group testing* [1]. He showed that by testing *groups* or *pools* of samples, the infected people in a population of size n can be identified with far fewer than n tests. The key insight was that if the infected population is sparse, then each pooled test is likely to produce a negative result, in which case all individuals included in the test can simultaneously be deemed healthy. Today, group testing strategies are actively being used in the COVID-19 pandemic to identify infected individuals in an efficient and cost-effective manner [2–5]. There has also been a recent influx of papers which seek to improve or better understand group testing for COVID-19, e.g., [6–14].

Dorfman’s seminal work, and subsequent works by other authors on the so-called *probabilistic* group testing problem [15–21], assume that the disease infects individuals in a statistically independent fashion. However, this assumption rarely holds in practice. Diseases typically spread through *interactions* between individuals (e.g., familial, work-related, or other social interactions), thereby inducing correlated infections. It is thus natural to ask whether exploiting information about this connectivity structure can lead to more efficient group testing strategies. This problem is especially timely given the critical role that group testing is playing in the current COVID-19 pandemic, and given that the disease is known to spread from close contact between individuals.

In this paper, we contribute to the nascent area of “group testing under correlations” by investigating whether knowledge of the *interaction network* which dictates the spread of the disease can be leveraged to perform pooled testing more efficiently. We consider an infection model which generalizes the standard i.i.d. assumption from the probabilistic group testing literature to arbitrary graphs. Our primary focus is on networks drawn from the *stochastic block model*, which are likely to contain clusters of nodes with more dense connections within a cluster than between clusters. This type of community structure is pervasive in real-world networks such as social, biological, and information networks.

On the algorithmic side, we consider *adaptive* group testing schemes, where the design of each test can be informed by the previous test results. We compare two different schemes: the standard *binary splitting* [22] algorithm which is oblivious to the underlying network structure, and a simple *graph-aware* algorithm that we propose. We give precise upper bounds on the expected number of tests performed by each algorithm. Crucially, we show that when the network and infection parameters yield strong community structure (in which case the disease is more likely to be transmitted within a community than between communities), the graph-aware algorithm’s average complexity is asymptotically strictly better than that of binary splitting. Finally, we derive novel information-theoretic lower bounds which apply universally to all adaptive strategies, and which asymptotically match the graph aware algorithm’s performance (up to constants) in certain parameter regimes. To the best of our knowledge, this is the first thorough characterization of the complexity of adaptive group testing in a networked setting.

We note that the underlying principles of this paper may be relevant to numerous settings beyond healthcare. In the past, group testing has been successfully applied to diverse domains such as wireless communications [16, 23–27], machine learning [28–30], signal processing [31], and data streaming [32]. In these settings and others, there may be a natural “clustering” of the population into different subgroups which can inform the design of better group testing strategies. For example, devices which are closer together in a multiple access network may tend to be active or inactive at the same time. Exploring the potential applications of network-oriented group testing to these types of problems is of great interest.

Related Works. In the *graph-constrained* group testing problem [33–36], the tests must conform to a given network topology. For example, if the objective is to identify faulty links in a communication network by sending diagnostic packets, then each test must correspond to a valid path in the network. In our problem, by contrast, we allow the tests to be arbitrary, but ask whether *knowledge* of the interaction network can help to reduce the number of required tests.

Several previous works have assumed that infections occur independently and with non-identical prior probabilities [15–19]. However, our paper pertains to the fully non-i.i.d. case in which infections can be correlated with potentially different priors, depending on the network structure. The idea of *community-aware* group testing was first explored in [11]. This work assumes that the population is partitioned into disjoint “families,” and that the disease spreads in two stages. In the first stage, each family is infected independently with probability p , and in the second stage each member of an infected family is infected independently with probability q . Our work considers more general network structures and a more realistic disease spread model which allows for transmissions between communities. We also provide a more thorough analysis of our proposed algorithm, identify the parameter regimes in which it outperforms the baseline, and prove information-theoretic lower bounds on the minimum number of tests needed to identify infected individuals. Finally, we acknowledge a number of independent and concurrent works related to community-aware group testing [14, 37–40].

Notation. Let $[n] \triangleq \{1, 2, \dots, n\}$. We denote by n, k , and $m \triangleq \frac{n}{k}$ the size of the population, size of each community, and number of communities, respectively. $X \triangleq (X_1, \dots, X_n) \in \{0, 1\}^n$ is the infection status vector, where $X_v = 1$ iff vertex v is infected; $X^\ell \triangleq (X_1, \dots, X_\ell)$, $\ell \in [n]$; $X_{\mathcal{C}_i} \in \{0, 1\}$, $i \in [m]$, is the infection status of community \mathcal{C}_i , where $X_{\mathcal{C}_i} = 1$ iff $\exists v \in \mathcal{C}_i : X_v = 1$. The indicator function for event \mathcal{A} is $1_{\mathcal{A}}$. The entropy of a discrete random variable and the binary entropy function (both in bits) are $H(\cdot)$ and $h_b(\cdot)$, respectively. We write $f(x) \prec g(x)$ to denote $f(x) = o(g(x))$, and $f(x) \preceq g(x)$ to denote $f(x) = O(g(x))$. $\mathcal{G} = (\mathcal{V}, \mathcal{E})$ is an undirected graph with vertex set \mathcal{V} , edge set \mathcal{E} , and no self-loops. Let $\mathcal{N}(v) \triangleq \{u \in \mathcal{V} : (u, v) \in \mathcal{E}\}$ denote the neighbors of vertex v , and let $d(v) \triangleq |\mathcal{N}(v)|$ denote the degree of v .

Paper Organization. The rest of this paper is organized as follows. In Section 2, we describe the infection and network models. In Section 3, we provide background and preliminary ideas. In Section 4, we discuss the main algorithms studied in this paper: binary splitting and our proposed graph-aware algorithm. Section 5 gives upper and lower bounds for adaptive group testing on networks consisting of disjoint cliques, and Section 6 generalizes these results to the stochastic block model. Finally, we present the results of our numerical experiments in Section 7, and conclude in Section 8. All omitted proofs are given in the Appendix.

2 Infection and Network Models

2.1 Infection Model

Let $\mathcal{G} = (\mathcal{V}, \mathcal{E})$ be an undirected graph without self-loops, where the vertices represent people in the population and the edges represent interactions between them. We study the following probabilistic infection model with parameters $p, q \in [0, 1]$ which acts upon \mathcal{G} in two stages (each executed once):

1. **Seed Selection:** Each vertex in \mathcal{V} is infected i.i.d. with probability p . These initial infected vertices $\mathcal{V}_s \subseteq \mathcal{V}$ are called the *seeds*. They model the introduction of the disease into the population via some external entity (e.g., a traveler carrying the disease into a country).
2. **Neighbor Infection:** Every seed $v \in \mathcal{V}_s$ infects each of its neighbors $\mathcal{N}(v) = \{u \in \mathcal{V} : (u, v) \in \mathcal{E}\}$ i.i.d. with probability q . This models how the disease spreads through the population via interactions between carriers and nearby individuals.

Remark 1. *The above stages can be viewed as the initial spread of an epidemic. They also form the “first time step” of the independent cascade model [41] from the study of influence maximization in social networks. Our use of this model is motivated by diseases such as COVID-19, which are initially introduced into a population from an external source and subsequently transmitted between individuals in close contact. In practice, the specific values of p, q can be tailored to the disease in question (for example, by using contact tracing to estimate the infectiousness).*

Under a graph $\mathcal{G} = (\mathcal{V}, \mathcal{E})$ with infection parameters p, q , we find that our setting reduces to the i.i.d. probabilistic group testing model with prior p when (i) $q = 0$, or (ii) \mathcal{G} is the empty graph where $\mathcal{E} = \emptyset$. It follows that we cannot hope to do any better than classical group testing schemes in these settings.

2.2 Network Model

For the rest of this paper, we assume that the underlying network is drawn from the *stochastic block model* (SBM) [42] – a well-known random graph model with the tendency to produce community-structured graphs. The standard SBM has the following parameters:

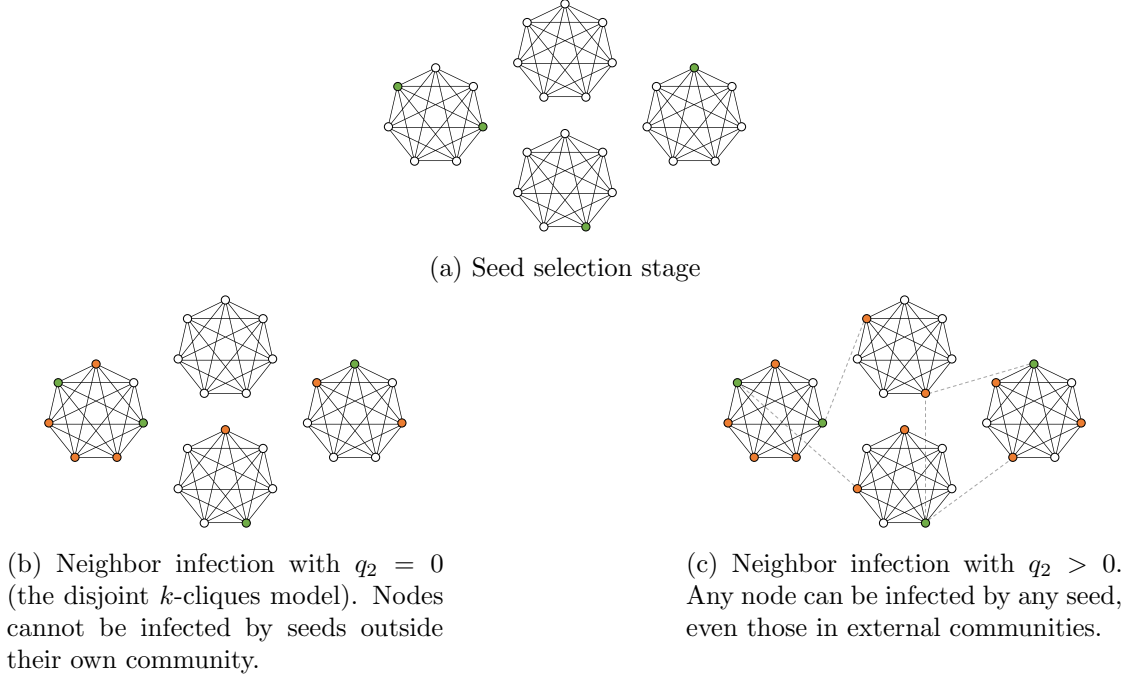


Figure 1: Illustration of $\text{SBIM}(n, k, p, q_1, q_2)$. In this example, there are $m = 4$ communities of size $k = 7$. Seeds are colored green, and nodes infected by seeds during the neighbor infection stage are colored orange.

- n vertices
- a partition of the vertex set $\mathcal{V} = \{1, 2, \dots, n\}$ into m communities, $\mathcal{C}_1, \dots, \mathcal{C}_m$, where $\bigcup_{i \in [m]} \mathcal{C}_i = \mathcal{V}$ and $\mathcal{C}_i \cap \mathcal{C}_j = \emptyset, \forall i \neq j$
- a symmetric matrix $\mathbf{P} \in \mathbb{R}^{m \times m}$ of edge probabilities.

The random graph $\mathcal{G} = (\mathcal{V}, \mathcal{E})$ is then generated by first initializing $\mathcal{E} = \emptyset$, then adding an edge between each pair of vertices $u \in \mathcal{C}_i, v \in \mathcal{C}_j, u \neq v$, with probability \mathbf{P}_{ij} .

In this paper, we assume the communities are all of size k , where k is a factor of n (so that the number of communities is $m = n/k$), and that there is a constant edge probability p_1 within communities, and probability p_2 between communities, where $p_1 > p_2$. That is, \mathbf{P} equals p_1 along the diagonal entries and p_2 on the off-diagonal entries. Finally, we assume that the communities are known to the group testing algorithms in advance, but that the graph itself may not be known. This is a natural assumption, as it may be easier to know which communities people belong to (e.g., families, schools, or workplaces) than whether specific individuals have interacted with each other.

Stochastic Block Infection Model (SBIM). Our infection model acting upon the SBM can be equivalently stated in terms of a stochastic community infection model. Assume we are given a partition of the vertex set $\mathcal{V} = \{1, \dots, n\}$ into m communities $\mathcal{C}_1, \dots, \mathcal{C}_m$. Our modified model still begins by selecting each node i.i.d. with probability p to be a seed. However, in the neighbor infection phase, each seed infects its neighbors *within the same community* i.i.d. with probability q_1 and infects those *outside its community* i.i.d. with probability q_2 , where $q_1 > q_2$. The equivalence

of this model and the original model can be seen by setting $q_1 = p_1 \cdot q$ and $q_2 = p_2 \cdot q$, where q is the neighbor infection probability in the original model. We call this the *Stochastic Block Infection Model*, denoted by $\text{SBIM}(n, k, p, q_1, q_2)$. Note that $\text{SBIM}(n, k, p, 0, 0)$, with k an arbitrary factor of n , is equivalent to the i.i.d. group testing model.

Disjoint k -Cliques Model. Before analyzing the SBIM in full generality in Section 6, we begin in Section 5 by investigating the special case of $\text{SBIM}(n, k, p, q, 0)$, which we refer to as the *disjoint k -cliques model*. Here, we have $m = n/k$ communities of size k , with seed selection probability p , intra-community transmission rate q , and an inter-community transmission rate of zero. Figure 1 illustrates the SBIM and the difference between the disjoint k -cliques model ($q_2 = 0$) and the general SBIM with $q_2 > 0$.

3 Background and Preliminaries

3.1 The Group Testing Problem

In the group testing problem, a *test* corresponds to a subset of individuals $\mathcal{S} \subseteq [n]$. The test outcome is *positive* if $X_i = 1$ for some $i \in \mathcal{S}$; that is, if at least one member of \mathcal{S} is infected. Otherwise, the test outcome is negative. Equivalently, the outcome is a binary variable $Y \in \{0, 1\}$ given by a Boolean OR operation over \mathcal{S} :

$$Y = \bigvee_{i \in \mathcal{S}} X_i. \quad (1)$$

A group testing algorithm or scheme describes how to select subsets $\mathcal{S}_1, \dots, \mathcal{S}_T$ such that the infection statuses X_1, \dots, X_n can be determined from the corresponding outcomes Y_1, \dots, Y_T . In *adaptive* schemes, the choice of each \mathcal{S}_t is allowed to depend on $\{\mathcal{S}_{t'} : t' < t\}$. Moreover, due to the underlying randomness in the X_i in our probabilistic setting, the total number of tests T performed by any adaptive scheme is a random variable. In this work, we assume that test outcomes are *noiseless* (meaning the algorithms get to observe Y_t as given in (1)), and we require a scheme to *exactly* recover X_1, \dots, X_n (i.e., achieve zero error). Our goal is to characterize the complexity of adaptive schemes under the SBIM by providing both upper and lower bounds on $\mathbb{E}[T]$.

3.2 Marginal Infection Probability for General Graphs

Under a graph $\mathcal{G} = (\mathcal{V}, \mathcal{E})$, the marginal infection probability of a given vertex v can be characterized in terms of its degree $d(v)$ as follows.

Lemma 1. *Let $\mathcal{G} = (\mathcal{V}, \mathcal{E})$ be a finite, undirected graph without self-loops. Under \mathcal{G} , the infection status of a vertex $v \in \mathcal{V}$ is $X_v \sim \text{Bernoulli}(r_v)$, where*

$$r_v \triangleq \mathbb{P}(X_v = 1) = 1 - (1 - p)(1 - pq)^{d(v)}. \quad (2)$$

Under a general graph, different nodes may have different degrees and hence different marginal probabilities of infection. From (2), we see that r_v is monotonically non-decreasing with $d(v)$. Note also that the X_v can be correlated.

3.3 Information-Theoretic Lower Bound

A fundamental result in probabilistic group testing is that *any* adaptive algorithm which is guaranteed to identify all infected members of the population, assuming noiseless test results, requires a number of tests T satisfying

$$\mathbb{E}[T] \geq H(X_1, \dots, X_n). \quad (3)$$

This bound highlights the intimate connection between adaptive group testing and source coding. Indeed, to summarize a discussion from [16], the outcomes of the adaptive tests can be viewed as a binary, variable-length source code for X . The lower bound then follows directly from existing results in data compression (e.g., [43, Eqn. 5.38]). Equation (3) will serve as the point of departure for the lower bounds on $\mathbb{E}[T]$ that we derive in this paper. The key challenge will be to obtain good approximations to $H(X)$ in the presence of correlations induced by the underlying network.

4 Algorithms

4.1 Binary Splitting Algorithm

Most adaptive group testing algorithms are based on the idea of recursively splitting the population until all infected members are found. The most standard one is known as *binary splitting*, which finds a single infected member at a time by repeatedly halving the population. This algorithm identifies all infected members using $\alpha \log_2 n + O(\alpha)$ adaptive tests (see [44], [22, p.24], or [45, Theorem 1.2]), where α is the number of infected members. It works even when α is unknown, and is most effective in the sparse regime, $\alpha = \Theta(n^\beta)$, where $\beta \in [0, 1)$. We treat binary splitting as our baseline in this paper, and we will utilize the following performance guarantee.

Lemma 2. *In a population of size n with α infected members, where $\alpha \geq 1$, the binary splitting algorithm is guaranteed to identify all infected members using at most $\alpha \lceil \log_2 n \rceil \leq \alpha \log_2 n + \alpha$ tests.*

4.2 Graph-Aware Algorithm

As an alternative to standard adaptive procedures such as binary splitting, we consider a simple adaptive scheme which leverages the community structure of the graph. Our scheme first treats the communities as “meta-individuals” and applies binary splitting to quickly identify the infected communities (i.e., those with at least one infected member). Subsequently, we run binary splitting again – this time within each infected community – to identify the infected individuals. Note that this procedure will exactly recover the infection statuses of all members of the population, which follows from the fact that binary splitting achieves exact recovery.

Adaptive Graph-Aware Algorithm

1. Mix the samples within each community.
2. Perform binary splitting on the mixed samples to determine which communities contain at least one infected member.
3. For each positive test from Step 2, perform binary splitting within the corresponding community to identify infected members.

This algorithm is similar to that proposed in [11]. The main difference is that after the infected communities are identified, our algorithm performs an additional round of group testing within the infected communities, whereas the algorithm in [11] performs individual testing at this stage. Our approach is preferable if the infections are sparse within each infected community (e.g., if the disease outbreak is still in its early stages); otherwise, individual testing is suitable.

Under what circumstances should we expect the graph-aware algorithm to outperform binary splitting? Suppose the underlying interaction network and infection model follow $\text{SBIM}(n, k, p, q_1, q_2)$. If the seed selection probability p is small, then we expect only a few of the $m = n/k$ communities to contain a seed. This means that after the neighbor infection stage, several of the communities are likely to contain no infected members at all, especially if q_2 is small. In Step 2 of the graph-aware algorithm, we can efficiently rule out these uninfected communities from consideration. In Step 3, we need only perform group testing within each of the remaining communities (which contain at least one infected member). In contrast, the binary splitting algorithm ignores the community structure (specifically, the fact that entire communities are likely to be uninfected), and is therefore unlikely to enjoy the same benefits as the graph-aware algorithm under these circumstances. We will rigorously verify this intuition in the upcoming sections.

5 Disjoint k -Cliques Model

We first consider the disjoint k -cliques model with communities $\mathcal{C}_1, \dots, \mathcal{C}_m$. The seed selection probability is $p \in (0, 1]$, the transmission rate within a community is $q \in [0, 1]$, and no transmissions are possible between communities. This setting resembles the disjoint families model from [11]. However, in their model, each member of an “infected family” is infected independently with a fixed probability, whereas the infection rate within a given community in our model depends on the *number of seeds* in the community. In addition to being more realistic, this makes the derivation of lower bounds and the analysis of group testing schemes more intricate. We note that analogous lower bounds are absent in [11].

5.1 Information-Theoretic Lower Bound

Recall from (3) that $\mathbb{E}[T] \geq H(X)$ for any adaptive group testing algorithm which exactly identifies the infected individuals using T tests. Since the infection statuses across the m disjoint cliques are independent, we have $\mathbb{E}[T] \geq m \cdot H(X_1, \dots, X_k)$, where without loss of generality we assume $\mathcal{C}_1 = [k]$. Thus, obtaining a lower bound on $\mathbb{E}[T]$ reduces to lower bounding $H(X_1, \dots, X_k)$, i.e., the entropy corresponding to a single k -clique. The following lemma lower bounds $H(X_1, \dots, X_k)$ in terms of a binomial random variable, which ultimately leads to the asymptotic lower bound given in Theorem 1 below.

Lemma 3. *Under the disjoint k -cliques model, the number of tests T required to identify the infected individuals is lower bounded as*

$$\mathbb{E}[T] \geq m \cdot \mathbb{E}_Z \left[(k - Z) \cdot h_b \left(1 - (1 - q)^Z \right) \right],$$

where $Z \sim \text{Binom}(k, p)$.

Next, we have the following technical lemma which characterizes the asymptotic behavior of the bound in Lemma 3 by leveraging the concentration of Z around its mean.

Lemma 4. Let $Z \sim \text{Binom}(k, p)$ and assume $kp \preceq 1$ and $q \preceq \frac{1}{\sqrt{k} \cdot \sqrt{\log\left(\frac{1}{kp}\right)}}$. Then

$$\mathbb{E}_Z \left[(k - Z) \cdot \mathbf{h}_b \left(1 - (1 - q)^Z \right) \right] \succeq k^2 \cdot p \cdot q \cdot \left(\log k + \log \log \left(\frac{1}{k \cdot p} \right) \right).$$

Upon combining Lemma 3 and Lemma 4, we see that the number of tests T needed to recover all infected members in the disjoint k -cliques graph (in the specified parameter regime) is lower bounded as

$$\mathbb{E}[T] \succeq m \cdot k^2 \cdot p \cdot q \cdot \left(\log k + \log \log \left(\frac{1}{kp} \right) \right).$$

Note that another lower bound is given by

$$\mathbb{E}[T] \geq H(X_1, \dots, X_n) \stackrel{(a)}{\geq} H(X_{C_1}, \dots, X_{C_m}) = m \cdot \mathbf{h}_b \left(1 - (1 - p)^k \right) \quad (4)$$

where (a) uses the fact that X_{C_1}, \dots, X_{C_m} are a function of X_1, \dots, X_n . Furthermore, since $kp \preceq 1$, we have $\mathbf{h}_b \left(1 - (1 - p)^k \right) \succeq k \cdot p \cdot \log_2(1/kp)$. We summarize the refined lower bound in the following theorem:

Theorem 1. Assume $kp \preceq 1$ and $q \preceq \frac{1}{\sqrt{k \log\left(\frac{1}{kp}\right)}}$. Then under the disjoint k -cliques model, the expected number of tests required to identify the infected individuals is lower bounded as

$$\mathbb{E}[T] \succeq \max \left\{ m \cdot k^2 \cdot p \cdot q \cdot \left(\log k + \log \log \left(\frac{1}{k \cdot p} \right) \right), \quad m \cdot k \cdot p \cdot \log \left(\frac{1}{k \cdot p} \right), \quad 1 \right\}.$$

5.2 Algorithm Analysis

5.2.1 Binary Splitting

The following result bounds the expected number of tests used by the binary splitting algorithm under the disjoint k -cliques model.

Theorem 2. Under the disjoint k -cliques model, the binary splitting algorithm identifies all infected individuals using T tests, where

$$\mathbb{E}[T] \leq m \cdot k \cdot \left(\log_2 m + \log_2 k + 1 \right) \cdot \left(1 - (1 - p)(1 - pq)^{k-1} \right).$$

Proof. Let K be the number of infected nodes (which is a random variable in our setting). Then

$$\mathbb{E}[K] = \mathbb{E} \left[\sum_{i=1}^n X_i \right] = \sum_{i=1}^n \mathbb{P}(X_i = 1) = n \cdot r$$

where $r = 1 - (1 - p)(1 - pq)^{k-1}$ by Lemma 1. Invoking Lemma 2 yields the result. \square

Asymptotic Analysis: Using Theorem 2, we find that the average complexity of binary splitting is $O(m \cdot k^2 \cdot p \cdot (\log_2 m + \log_2 k) \cdot (1/k + q))$ since

$$\begin{aligned}
\mathbb{E}[T] &\preceq m \cdot k \cdot (\log m + \log k) \cdot \left(1 - (1-p)(1-pq)^{k-1}\right) \\
&\stackrel{(a)}{\leq} m \cdot k \cdot (\log m + \log k) \cdot \left(1 - (1-p)(1-kpq)\right) \\
&= m \cdot k \cdot (\log m + \log k) \cdot (p + kpq - kp^2q) \\
&\leq m \cdot k \cdot (\log m + \log k) \cdot (p + kpq) \\
&= m \cdot k^2 \cdot p \cdot (\log m + \log k) \cdot \left(\frac{1}{k} + q\right)
\end{aligned} \tag{5}$$

where in (a) we use the fact that $(1+x)^k \geq 1+kx$ for $x \geq -1$, $k \geq 1$.

5.2.2 Graph-Aware Algorithm

Next, we provide an upper bound on the expected number of tests performed by the graph-aware algorithm. The two terms in the sum below correspond, respectively, to the expected number of tests in Steps 2 and 3 of the algorithm.

Theorem 3. *Under the disjoint k -cliques model, the graph-aware algorithm identifies all infected individuals using T tests, where*

$$\mathbb{E}[T] \leq m \cdot (\log_2 m + 1) \cdot \left(1 - (1-p)^k\right) + n \cdot (\log_2 k + 1) \cdot \left(1 - (1-p)(1-pq)^{k-1}\right)$$

Asymptotic Analysis: Using Theorem 3 and the fact that $(1+x)^k \geq 1+kx$ for $x \geq -1$, $k \geq 1$, we find that the average complexity of the graph-aware algorithm is given by

$$\mathbb{E}[T] \preceq m \cdot k \cdot p \cdot \log m + m \cdot k^2 \cdot p \cdot \left(\frac{1}{k} + q\right) \cdot \log k. \tag{6}$$

5.3 Discussion

We summarize the expected number of tests of binary splitting and the graph-aware algorithm, as well as the information-theoretic lower bound, in Table 1.

Binary splitting	$m \cdot k^2 \cdot p \cdot \left(\frac{1}{k} + q\right) \cdot \log m + m \cdot k^2 \cdot p \cdot \left(\frac{1}{k} + q\right) \cdot \log k$
Graph-aware	$m \cdot k \cdot p \cdot \log m + m \cdot k^2 \cdot p \cdot \left(\frac{1}{k} + q\right) \cdot \log k$
Lower bound	$m \cdot k \cdot p \cdot \log \left(\frac{1}{kp}\right) + m \cdot k^2 \cdot p \cdot q \cdot \left(\log k + \log \log \left(\frac{1}{kp}\right)\right) + 1$

Table 1: Upper and lower bounds on the expected number of tests in the disjoint k -cliques model.

Next, we discuss different parameter regimes where 1) the lower bound holds, 2) the graph-aware algorithm is order-optimal (i.e., the lower bound is tight), and 3) the graph-aware algorithm's average complexity is strictly better than binary splitting's. As stated in Corollary 1, the lower bound holds when $kp \leq 1$ and $q \preceq \frac{1}{\sqrt{k \log \left(\frac{1}{kp}\right)}}$. The next corollary specifies the regime where the graph-aware algorithm is tight:

Corollary 1. *If the following conditions hold:*

1. $kp \preceq m^{-\alpha}$ for some fixed $\alpha \in (0, 1)$,
2. $\frac{1}{k} \preceq q \preceq \frac{1}{\sqrt{k \log\left(\frac{1}{kp}\right)}}$,

then the lower bound is tight, and moreover the graph-aware algorithm is order-optimal.

Proof. Plugging $\log\left(\frac{1}{kp}\right) \succeq \alpha \log m$ into the lower bound and using the fact that $k \succeq \log\left(\frac{1}{kp}\right)$ from the second condition (which implies $\log k \succeq \log \log m$) yields

$$\begin{aligned} \mathbb{E}[T] &\succeq m \cdot k \cdot p \cdot \log m + m \cdot k^2 \cdot p \cdot q \cdot (\log k + \log \log m) + 1 \\ &\succeq m \cdot k \cdot p \cdot \log m + m \cdot k^2 \cdot p \cdot q \cdot \log k, \end{aligned}$$

and applying $q \succeq 1/k$ to the bound for the graph-aware algorithm yields

$$\mathbb{E}[T] \preceq m \cdot k \cdot p \cdot \log m + m \cdot k^2 \cdot p \cdot q \cdot \log k.$$

□

Finally, we specify the regime where the graph-aware algorithm outperforms binary splitting:

Corollary 2. *If $\log m \succ \log k$ and $kq \succ 1$, then the graph-aware algorithm's average complexity is asymptotically strictly better than binary splitting's by a factor of $\min\left\{kq, \frac{\log m}{\log k}\right\}$.*

Proof. Under the above conditions, binary splitting's average complexity is

$$m \cdot k^2 \cdot p \cdot q \cdot \log m$$

whereas the graph aware algorithm's average complexity is

$$\max\left\{\underbrace{m \cdot k \cdot p \cdot \log m}_{(a)}, \underbrace{m \cdot k^2 \cdot p \cdot q \cdot \log k}_{(b)}\right\}.$$

Both (a) and (b) are strictly smaller than the binary splitting bound. We see that (a) saves a factor of $kq \succ 1$, while (b) saves a factor of $\frac{\log m}{\log k} \succ 1$. □

In Table 2, we summarize the different parameter regimes discussed so far.

Lower bound's conditions	$kp \preceq 1$ and $q \preceq \frac{1}{\sqrt{k \log\left(\frac{1}{kp}\right)}}$
Tightness conditions	$kp \preceq m^{-\alpha}$ and $1 \preceq kq \preceq \sqrt{k / \log\left(\frac{1}{kp}\right)}$
Improvement conditions	$\log m \succ \log k$ and $kq \succ 1$

Table 2: Parameter regimes of interest for the disjoint k -cliques model.

The main takeaway is that the graph-aware algorithm can potentially improve upon binary splitting when (i) there are several moderately sized communities in the network, and (ii) the

transmission rate within each clique is significant. Additionally, the graph-aware algorithm is order-optimal when the seeds are sparse. However, one can verify that when $q \preceq 1/k$, i.e., the intra-clique transmission rate is small, then the bounds for binary splitting and the graph-aware algorithm are order-wise equivalent. This suggests that knowledge of the community structure may not help in this regime. Intuitively, this makes sense because when q is small, the infection statuses of the vertices are “mostly independent.”

6 Stochastic Block Infection Model

Having studied the disjoint k -cliques model, we now turn to the fully general SBIM(n, k, p, q_1, q_2), where $p \in (0, 1]$ and $q_1, q_2 \in [0, 1]$.

6.1 Information-Theoretic Lower Bound

Similar to Section 5.1, we obtain the following lower bounds for adaptive group testing over the SBIM. The proof of the following lemma is similar to that of Lemma 3, except that we must now take into account the transmission of the disease *between* communities. This is reflected in the additional binomial random variable Z' appearing within the binary entropy function.

Lemma 5. *Under SBIM(n, k, p, q_1, q_2), the number of tests T required to identify the infected individuals is lower bounded as*

$$\mathbb{E}[T] \geq m \cdot \mathbb{E}_{Z, Z'} \left[(k - Z) \cdot h_b \left(1 - (1 - q_1)^Z (1 - q_2)^{Z'} \right) \right],$$

where $Z \sim \text{Binom}(k, p)$ and $Z' \sim \text{Binom}(n - k, p)$ are independent.

Similar to Lemma 4, the following technical lemma leverages the concentration of Z and Z' around their means.

Lemma 6. *Let $Z \sim \text{Binom}(k, p)$ and $Z' \sim \text{Binom}(n - k, p)$ be independent, and assume*

1. $n \cdot p \cdot q_2 \preceq 1$,
2. $n \cdot p \succeq 1$,
3. $k \cdot p \cdot q_1 \preceq 1$,
4. $q_1 \leq \frac{1}{\sqrt{2k \left(\log \left(\frac{1}{kp} \right) + 1 \right)}}$.

Then the following lower bound holds:

$$\mathbb{E}_{Z, Z'} \left[(k - Z) \cdot h_b \left(1 - (1 - q_1)^Z (1 - q_2)^{Z'} \right) \right] \succeq mk^2 pq_2 \log \left(\frac{1}{npq_2} \right) + k^2 pq_1 \log \left(\frac{1}{q_1 + npq_2} \right).$$

Theorem 4. *In the parameter regime specified in Lemma 6, the number of tests T needed to recover all infected members over SBIM(n, k, p, q_1, q_2) is lower bounded as*

$$\mathbb{E}[T] \succeq m^2 \cdot k^2 \cdot p \cdot q_2 \cdot \log \left(\frac{1}{n \cdot p \cdot q_2} \right) + m \cdot k^2 \cdot p \cdot q_1 \cdot \log \left(\frac{1}{q_1 + n \cdot p \cdot q_2} \right).$$

Remark 2. Recall that in the disjoint k -cliques model, we obtained an additional lower bound in Equation (4) given by $H(X_{C_1}, \dots, X_{C_m})$, which dominates when $kp \preceq m^{-\alpha}$. However, under the general SBIM, the $\{X_{C_1}, \dots, X_{C_m}\}$ are no longer mutually independent, rendering the analysis of $H(X_{C_1}, \dots, X_{C_m})$ difficult. Therefore, we suspect that the lower bound given in Theorem 4 is not tight when kp is small. Resolving this issue is an open problem.

6.2 Algorithm Analysis

To analyze binary splitting and the graph-aware algorithm over the SBIM, we begin by extending Lemma 1.

Lemma 7. *The marginal probability of infection for every vertex v under $\text{SBIM}(n, k, p, q_1, q_2)$ is given by*

$$\mathbb{P}(X_v = 1) = 1 - (1 - p) \cdot (1 - p \cdot q_1)^{k-1} \cdot (1 - p \cdot q_2)^{n-k}.$$

6.2.1 Binary Splitting

Next, we generalize the bound in Theorem 2 to the SBIM. Notice that in both the Theorem 5 bound and the asymptotic bound derived below, we recover the corresponding bounds from the disjoint k -cliques setting when we set $q_1 = q$, $q_2 = 0$.

Theorem 5. *Under $\text{SBIM}(n, k, p, q_1, q_2)$, the binary splitting algorithm identifies all infected individuals using T tests, where*

$$\mathbb{E}[T] \leq n \cdot (\log_2 n + 1) \cdot \left(1 - (1 - p) \cdot (1 - p \cdot q_1)^{k-1} \cdot (1 - p \cdot q_2)^{n-k}\right).$$

Proof. Let K be the number of infected nodes. Then

$$\mathbb{E}[K] = \mathbb{E}\left[\sum_{i=1}^n X_i\right] = \sum_{i=1}^n \mathbb{P}(X_i = 1) = n \cdot r$$

where $r = 1 - (1 - p) \cdot (1 - p \cdot q_1)^{k-1} \cdot (1 - p \cdot q_2)^{n-k}$ by Lemma 7. Invoking Lemma 2 yields the result. \square

Asymptotic Analysis: Using the fact that $(1 + x)^k \geq 1 + kx$ for $x \geq -1$, $k \geq 1$, we have

$$\begin{aligned} \mathbb{E}[T] &\leq n \cdot \log n \cdot \left(1 - (1 - p)(1 - k \cdot p \cdot q_1) \cdot (1 - (n - k) \cdot p \cdot q_2)\right) \\ &\leq n \cdot \log n \cdot \left((n - k) \cdot p \cdot q_2 + k \cdot p \cdot q_1 + p + k \cdot (n - k) \cdot p^3 \cdot q_1 \cdot q_2\right) \\ &\leq m \cdot k^2 \cdot p \cdot (\log m + \log k) \cdot \left(\frac{1}{k} + q_1 + m \cdot q_2 + m \cdot k \cdot p^2 \cdot q_1 \cdot q_2\right). \end{aligned} \quad (7)$$

6.2.2 Graph-Aware Algorithm

First, we provide a lemma needed to prove the upper bound for the graph-aware algorithm in Theorem 6. Again, note that by setting $q_1 = q$, $q_2 = 0$ in Theorem 6 and the resulting asymptotic bound, we recover the corresponding bounds from the disjoint k -cliques setting.

Lemma 8. *Let X_{C_1} be the indicator variable which equals 1 if at least one member of community C_1 is infected. Then under $\text{SBIM}(n, k, p, q_1, q_2)$,*

$$\mathbb{P}(X_{C_1} = 1) = 1 - (1 - p)^k \cdot \left(1 - p \cdot \left(1 - (1 - q_2)^k\right)\right)^{n-k}.$$

Theorem 6. Under $\text{SBIM}(n, k, p, q_1, q_2)$, the graph-aware algorithm identifies all infected individuals using T tests, where

$$\begin{aligned} \mathbb{E}[T] \leq & \frac{n}{k} \cdot \left(\log_2(n/k) + 1 \right) \cdot \left(1 - (1-p)^k \cdot \left(1 - p \cdot \left(1 - (1-q_2)^k \right) \right)^{n-k} \right) \\ & + n \cdot \left(\log_2 k + 1 \right) \cdot \left(1 - (1-p) \cdot (1-p \cdot q_1)^{k-1} \cdot (1-p \cdot q_2)^{n-k} \right). \end{aligned}$$

Proof. Same steps as the proof of Theorem 3 (given in the Appendix), except using Lemma 7 and Lemma 8 wherever $\mathbb{P}(X_1 = 1)$ and $\mathbb{P}(X_{C_1} = 1)$ are needed, respectively. \square

Asymptotic Analysis: Let T_1 and T_2 be the first and second terms in the Theorem 6 bound, respectively. Using the fact that $(1 - q_2)^k \geq 1 - kq_2$, we have

$$1 - p \cdot \left(1 - (1 - q_2)^k \right) \geq 1 - p \cdot k \cdot q_2,$$

so

$$\begin{aligned} \mathbb{E}[T_1] & \leq m \log m \cdot \left(1 - (1-p)^k \cdot \left(1 - p \cdot \left(1 - (1 - q_2)^k \right) \right)^{n-k} \right) \\ & \leq m \log m \cdot \left(1 - (1-p)^k \cdot (1 - p \cdot k \cdot q_2)^{n-k} \right) \\ & \leq m \log m \cdot (1 - (1 - k \cdot p) \cdot (1 - (n-k) \cdot p \cdot k \cdot q_2)) \\ & \leq m \log m \cdot (k \cdot p + n \cdot p \cdot k \cdot q_2). \end{aligned}$$

Following the previous asymptotic analysis for binary splitting,

$$\mathbb{E}[T_2] \leq m \cdot k^2 \cdot p \cdot \log k \cdot \left(\frac{1}{k} + q_1 + m \cdot q_2 + m \cdot k \cdot p^2 \cdot q_1 \cdot q_2 \right).$$

Therefore,

$$\mathbb{E}[T] \leq m \cdot k \cdot p \cdot \log m \cdot \left(1 + m \cdot k \cdot q_2 \right) + m \cdot k^2 \cdot p \cdot \log k \cdot \left(\frac{1}{k} + q_1 + m \cdot q_2 + m \cdot k \cdot p^2 \cdot q_1 \cdot q_2 \right). \quad (8)$$

6.3 Discussion

One regime where the graph-aware algorithm's average complexity is asymptotically strictly better than that of binary splitting is

1. $\log m \succ \log k$
2. $kq_1 \succ 1$
3. (i) $1 \succeq mkq_2$

or

- (ii) $mkq_2 \succeq 1$ and $mkq_2 \prec kq_1 \preceq \frac{1}{p^2}$.

Suppose conditions 1, 2, and 3(i) hold. Binary splitting's average complexity (7) becomes

$$m \cdot k^2 \cdot p \cdot q_1 \cdot \log m$$

whereas the graph-aware algorithm's average complexity (8) becomes

$$\max \left\{ m \cdot k \cdot p \cdot \log m, \quad m \cdot k^2 \cdot p \cdot q_1 \cdot \log k \right\}.$$

The first term in the graph-aware bound improves upon binary splitting's complexity by a factor of $kq_1 \succ 1$, and the second term improves by a factor of $\frac{\log m}{\log k} \succ 1$. Thus, the overall improvement is a factor of $\min \left\{ kq, \frac{\log m}{\log k} \right\}$, which matches Corollary 2. This is not very surprising because the SBIM asymptotically behaves like the disjoint k -cliques model under condition 3(i), i.e., when q_2 is very small.

However, improvements are still made by the graph-aware algorithm in a more intermediate regime for q_2 . Under condition 3(ii), binary splitting's average complexity is the same as above, and the graph-aware algorithm's complexity becomes

$$\max \left\{ m^2 \cdot k^2 \cdot p \cdot q_2 \cdot \log m, \quad m \cdot k^2 \cdot p \cdot q_1 \cdot \log k \right\},$$

which represents an improvement over binary splitting by a factor of $\min \left\{ \frac{q_1}{m \cdot q_2}, \frac{\log m}{\log k} \right\} \succ 1$.

7 Numerical Experiments

We implemented the binary splitting and graph-aware algorithms and evaluated their performance over random instances of the SBIM. The population size was set to $n = 1000$, and p was varied over the interval $[0, 0.1]$. We ran 20 trials for each value of p , where a trial consists of generating an instance from $\text{SBIM}(n, k, p, q_1, q_2)$, then observing the number of tests used by binary splitting and the graph-aware algorithm to identify the infected nodes. We estimated the lower bound from Lemma 5 by averaging over many independent samples of $Z \sim \text{Binom}(k, p)$ and $Z' \sim \text{Binom}(n - k, p)$.

Figure 2 shows some representative plots of the estimated $\mathbb{E}[T]$ as a function of p , with $k = 20$ and different values of q_1, q_2 . The error bars show \pm one standard deviation of the values of T obtained for a particular value of p . For comparison, we also plot the theoretical upper bounds from Theorem 5 and Theorem 6; we find that these bounds remain quite faithful to the empirical results. Additionally, the graph-aware algorithm consistently outperforms binary splitting. For example, in Figure 2b, at $p \approx 0.07$, binary splitting has surpassed the individual testing threshold with an average of 1271.5 tests, whereas the graph-aware algorithm uses an average of 813.8 tests; this represents a 36% reduction in testing. The graph-aware algorithm also seems to enjoy lower variance than binary splitting.

In Figure 3, we fix $q_1 = 0.01$, $q_2 = 0.001$, and vary the community size $k \in \{10, 50, 100\}$. The graph-aware algorithm seems to perform most favorably for moderate values of k , such as $k = 20$ (as shown in Figure 2c) or $k = 50$, i.e., when there are several moderately sized communities in the network. This is consistent with our earlier theoretical results.

Although the graph-aware algorithm improves significantly upon binary splitting, there is still a sizable gap between the graph-aware bound and the lower bound shown in the plots. This suggests that in the non-asymptotic regime, either the lower bound is not tight or better algorithms exist.

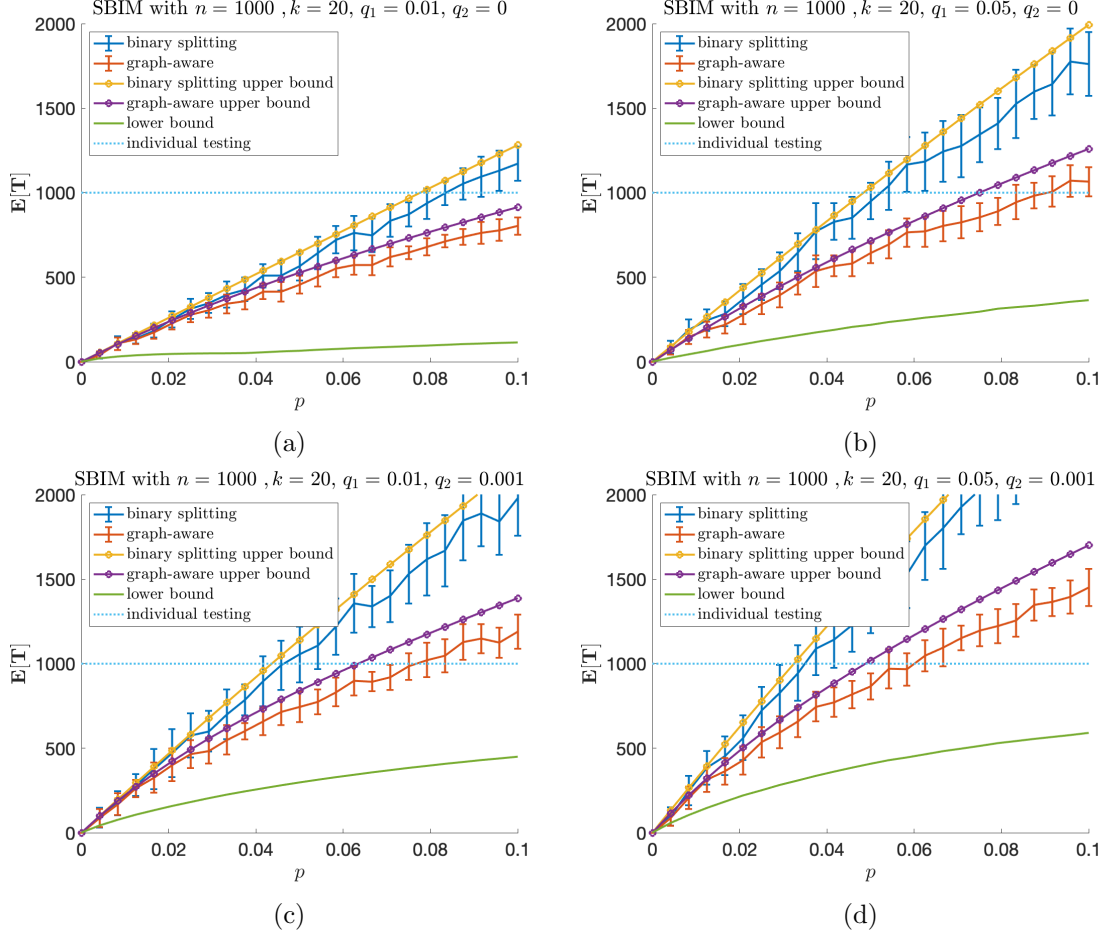


Figure 2: Performance comparison between binary splitting and the graph-aware algorithm under the SBIM with $n = 1000$, $k = 20$, and different values of p, q_1, q_2 . Theoretical upper and lower bounds are also shown.

8 Conclusion

In this paper, we investigated the group testing problem over networks with community structure. Motivated by diseases such as COVID-19, we proposed a network infection model to capture how certain diseases are introduced into a population and subsequently transmitted through close contact between individuals. Our proposed group testing algorithm, which exploits the structure of the underlying graph, provably outperforms the network-oblivious binary splitting algorithm, and is even order-optimal in certain parameter regimes.

We conclude with some practical considerations and future directions. First, we note that the community-structured networks studied in this paper can model populations at different scales: the “communities” can be schools, families, counties, etc. The insights from our work can also be extended to more general networks in the real world, where the communities may not be known in advance. In such instances, one might use the following pipeline to efficiently identify infected individuals in the population: 1) estimate the network from data (e.g., mobile phone data, Facebook social graph); 2) run a clustering algorithm to identify communities in the network; 3) perform graph-aware group testing using the previously identified communities. An interesting direction

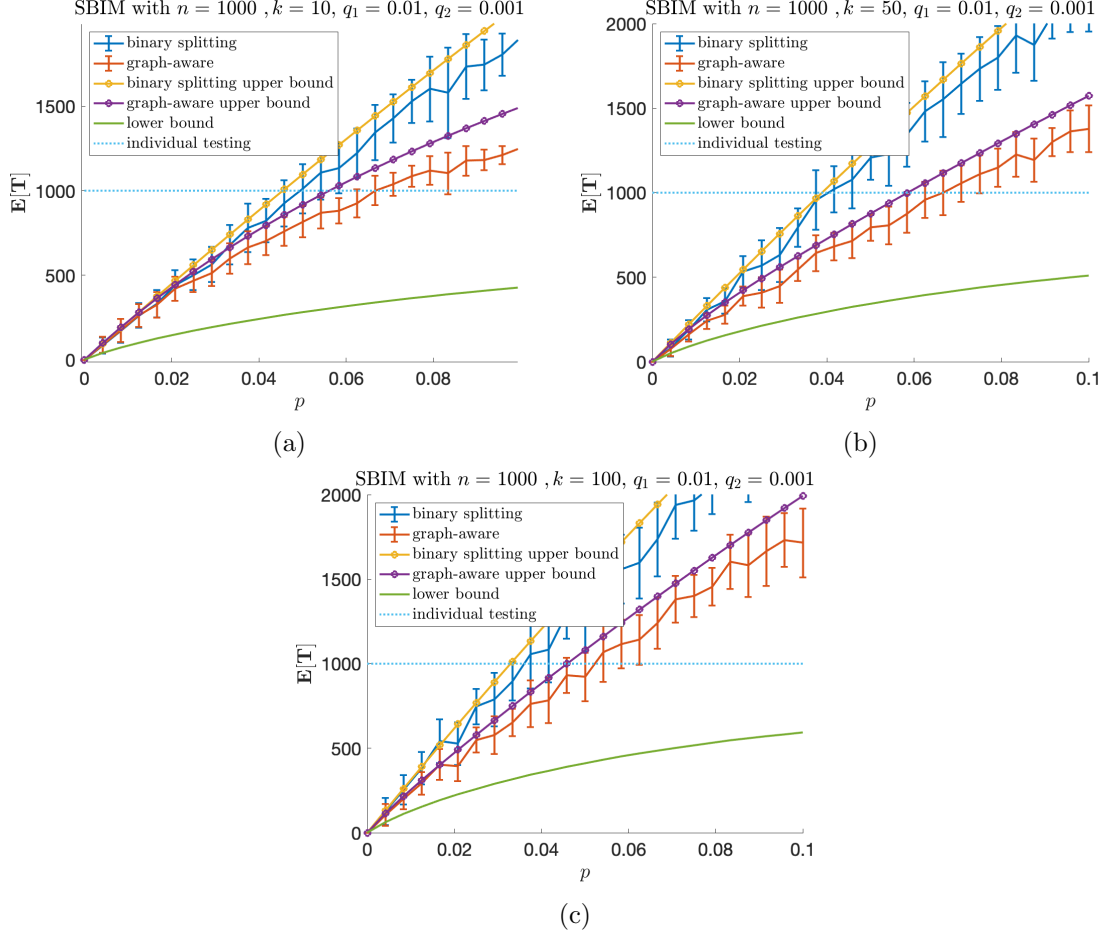


Figure 3: Performance comparison between binary splitting and the graph-aware algorithm under the SBIM with $n = 1000$, $q_1 = 0.01$, $q_2 = 0.001$, and different values of p, k . Theoretical upper and lower bounds are also shown.

for future work is to explore the efficacy of such an approach. Other directions of interest include designing *non-adaptive* group testing schemes for networks, studying graph-aware group testing under noisy test outcomes, and extending our infection model to longer time horizons (e.g., SIR or SIS-type infection models from the epidemiology literature).

Acknowledgement

This work was supported in part by NSF Grant #1817205, a Cisco Systems Stanford Graduate Fellowship, and a National Semiconductor Corporation Stanford Graduate Fellowship.

References

- [1] R. Dorfman, “The detection of defective members of large populations,” *The Annals of Mathematical Statistics*, vol. 14, no. 4, pp. 436–440, 1943.

- [2] J. Ellenberg, “Five people. One test. This is how you get there.” <https://www.nytimes.com/2020/05/07/opinion/coronavirus-group-testing.html>. Accessed: July 31, 2020.
- [3] S. Mallapaty, “The mathematical strategy that could transform coronavirus testing.” <https://www.nature.com/articles/d41586-020-02053-6>. Accessed: July 31, 2020.
- [4] Centers for Disease Control and Prevention, “Interim guidance for use of pooling procedures in SARS-CoV-2 diagnostic, screening, and surveillance testing.” <https://www.cdc.gov/coronavirus/2019-ncov/lab/pooling-procedures.html>. Accessed: December 21, 2020.
- [5] C. A. Hogan, M. K. Sahoo, and B. A. Pinsky, “Sample pooling as a strategy to detect community transmission of SARS-CoV-2,” *JAMA*, vol. 323, no. 19, pp. 1967–1969, 2020.
- [6] L. N. Theagarajan, “Group testing for COVID-19: How to stop worrying and test more,” *arXiv preprint arXiv:2004.06306*, 2020.
- [7] J. N. Eberhardt, N. P. Breuckmann, and C. S. Eberhardt, “Multi-stage group testing improves efficiency of large-scale COVID-19 screening,” *Journal of Clinical Virology*, p. 104382, 2020.
- [8] S. Ghosh, R. Agarwal, M. A. Rehan, S. Pathak, P. Agrawal, Y. Gupta, S. Consul, N. Gupta, R. Goyal, A. Rajwade, *et al.*, “A compressed sensing approach to group-testing for COVID-19 detection,” *arXiv preprint arXiv:2005.07895*, 2020.
- [9] A. Cohen, N. Shlezinger, A. Solomon, Y. C. Eldar, and M. Médard, “Multi-level group testing with application to one-shot pooled COVID-19 tests,” *arXiv preprint arXiv:2010.06072*, 2020.
- [10] L. Abraham, G. Becigneul, B. Coleman, B. Scholkopf, A. Shrivastava, and A. Smola, “Bloom origami assays: Practical group testing,” *arXiv preprint arXiv:2008.02641*, 2020.
- [11] P. Nikolopoulos, T. Guo, C. Fragouli, and S. Diggavi, “Community aware group testing,” *arXiv preprint arXiv:2007.08111*, 2020.
- [12] R. Gabrys, S. Pattabiraman, V. Rana, J. Ribeiro, M. Cheraghchi, V. Guruswami, and O. Milenkovic, “AC-DC: Amplification curve diagnostics for Covid-19 group testing,” *arXiv preprint arXiv:2011.05223*, 2020.
- [13] J. Zhu, K. Rivera, and D. Baron, “Noisy pooled PCR for virus testing,” *arXiv preprint arXiv:2004.02689*, 2020.
- [14] R. Goenka, S.-J. Cao, C.-W. Wong, A. Rajwade, and D. Baron, “Contact tracing enhances the efficiency of COVID-19 group testing,” *arXiv preprint arXiv:2011.14186*, 2020.
- [15] F. Hwang, “A generalized binomial group testing problem,” *Journal of the American Statistical Association*, vol. 70, no. 352, pp. 923–926, 1975.
- [16] J. Wolf, “Born again group testing: Multiaccess communications,” *IEEE Transactions on Information Theory*, vol. 31, no. 2, pp. 185–191, 1985.
- [17] M. Sobel and P. A. Groll, “Group testing to eliminate efficiently all defectives in a binomial sample,” *Bell System Technical Journal*, vol. 38, no. 5, pp. 1179–1252, 1959.
- [18] T. Li, C. L. Chan, W. Huang, T. Kaced, and S. Jaggi, “Group testing with prior statistics,” in *IEEE International Symposium on Information Theory (ISIT)*, pp. 2346–2350, 2014.

- [19] T. Kealy, O. Johnson, and R. Piechocki, "The capacity of non-identical adaptive group testing," in *Allerton Conference on Communication, Control, and Computing*, pp. 101–108, 2014.
- [20] H. A. Inan, P. Kairouz, M. Wootters, and A. Özgür, "On the optimality of the Kautz-Singleton construction in probabilistic group testing," *IEEE Transactions on Information Theory*, vol. 65, no. 9, pp. 5592–5603, 2019.
- [21] H. A. Inan and A. Ozgur, "Strongly explicit and efficiently decodable probabilistic group testing," in *2020 IEEE International Symposium on Information Theory (ISIT)*, pp. 525–530, IEEE, 2020.
- [22] D. Du, F. K. Hwang, and F. Hwang, *Combinatorial Group Testing and Its Applications*, vol. 12. World Scientific, 2000.
- [23] T. Berger, N. Mehravari, D. Towsley, and J. Wolf, "Random multiple-access communication and group testing," *IEEE Transactions on Communications*, vol. 32, no. 7, pp. 769–779, 1984.
- [24] H. A. Inan, P. Kairouz, and A. Ozgur, "Sparse group testing codes for low-energy massive random access," in *Allerton Conference on Communication, Control, and Computing*, pp. 658–665, 2017.
- [25] H. A. Inan, P. Kairouz, and A. Ozgur, "Energy-limited massive random access via noisy group testing," in *IEEE International Symposium on Information Theory (ISIT)*, pp. 1101–1105, 2018.
- [26] H. A. Inan, S. Ahn, P. Kairouz, and A. Ozgur, "A group testing approach to random access for short-packet communication," in *IEEE International Symposium on Information Theory (ISIT)*, pp. 96–100, 2019.
- [27] H. A. Inan, P. Kairouz, and A. Özgür, "Sparse combinatorial group testing," *IEEE Transactions on Information Theory*, vol. 66, no. 5, pp. 2729–2742, 2019.
- [28] S. Ubaru and A. Mazumdar, "Multilabel classification with group testing and codes," in *International Conference on Machine Learning*, pp. 3492–3501, 2017.
- [29] Y. Zhou, U. Porwal, C. Zhang, H. Q. Ngo, X. Nguyen, C. Ré, and V. Govindaraju, "Parallel feature selection inspired by group testing," *Advances in Neural Information Processing Systems*, vol. 27, pp. 3554–3562, 2014.
- [30] D. Malioutov and K. Varshney, "Exact rule learning via boolean compressed sensing," in *International Conference on Machine Learning*, pp. 765–773, 2013.
- [31] A. C. Gilbert, M. A. Iwen, and M. J. Strauss, "Group testing and sparse signal recovery," in *Asilomar Conference on Signals, Systems and Computers*, pp. 1059–1063, 2008.
- [32] A. Emad and O. Milenkovic, "Poisson group testing: A probabilistic model for nonadaptive streaming boolean compressed sensing," in *IEEE International Conference on Acoustics, Speech and Signal Processing (ICASSP)*, pp. 3335–3339, 2014.
- [33] N. J. Harvey, M. Patrascu, Y. Wen, S. Yekhanin, and V. W. Chan, "Non-adaptive fault diagnosis for all-optical networks via combinatorial group testing on graphs," in *IEEE International Conference on Computer Communications (INFOCOM)*, pp. 697–705, 2007.

- [34] M. Cheraghchi, A. Karbasi, S. Mohajer, and V. Saligrama, “Graph-constrained group testing,” *IEEE Transactions on Information Theory*, vol. 58, no. 1, pp. 248–262, 2012.
- [35] A. Karbasi and M. Zadimoghaddam, “Sequential group testing with graph constraints,” in *IEEE Information Theory Workshop (ITW)*, pp. 292–296, 2012.
- [36] B. Spang and M. Wootters, “Unconstraining graph-constrained group testing,” *arXiv preprint arXiv:1809.03589*, 2018.
- [37] P. Nikolopoulos, S. R. Srinivasavaradhan, T. Guo, C. Fragouli, and S. Diggavi, “Group testing for overlapping communities,” *arXiv preprint arXiv:2012.02804*, 2020.
- [38] P. Bertolotti and A. Jadbabaie, “Network group testing,” *arXiv preprint arXiv:2012.02847*, 2020.
- [39] B. Arasli and S. Ulukus, “Group testing with a graph infection spread model,” *arXiv preprint arXiv:2101.05792*, 2020.
- [40] Y.-J. Lin, C.-H. Yu, T.-H. Liu, C.-S. Chang, and W.-T. Chen, “Positively correlated samples save pooled testing costs,” *arXiv preprint arXiv:2011.09794*, 2020.
- [41] D. Kempe, J. Kleinberg, and É. Tardos, “Maximizing the spread of influence through a social network,” in *ACM SIGKDD International Conference on Knowledge Discovery and Data Mining*, pp. 137–146, 2003.
- [42] P. W. Holland, K. B. Laskey, and S. Leinhardt, “Stochastic blockmodels: First steps,” *Social Networks*, vol. 5, no. 2, pp. 109–137, 1983.
- [43] T. M. Cover and J. A. Thomas, *Elements of Information Theory, 2nd Edition*. Wiley, 2006.
- [44] L. Baldassini, O. Johnson, and M. Aldridge, “The capacity of adaptive group testing,” in *IEEE International Symposium on Information Theory (ISIT)*, pp. 2676–2680, 2013.
- [45] M. Aldridge, O. Johnson, and J. Scarlett, “Group testing: An information theory perspective,” *arXiv preprint arXiv:1902.06002*, 2019.

Appendix

A Proof of Lemma 1

Let Y_v be the indicator random variable of whether vertex v is a seed. First, we have

$$\begin{aligned}\mathbb{P}(X_v = 1) &= \underbrace{\mathbb{P}(X_v = 1 | Y_v = 1)}_{=1} \cdot \underbrace{\mathbb{P}(Y_v = 1)}_{=p} + \mathbb{P}(X_v = 1 | Y_v = 0) \cdot \mathbb{P}(Y_v = 0) \\ &= p + (1 - p) \cdot \mathbb{P}(X_v = 1 | Y_v = 0).\end{aligned}$$

Given that v is not a seed, $X_v = 1$ if and only if v is infected by one of its neighbors. Hence,

$$\begin{aligned}\mathbb{P}(X_v = 1 | Y_v = 0) &= \mathbb{P}(\{v \text{ is infected by a neighbor}\}) \\ &= 1 - \mathbb{P}(\{v \text{ isn't infected by any neighbor}\}) \\ &= 1 - \prod_{u \in \mathcal{N}(v)} \mathbb{P}(\{v \text{ isn't infected by } u\}) \\ &= 1 - \prod_{u \in \mathcal{N}(v)} (1 - \mathbb{P}(\{v \text{ is infected by } u\})) \\ &= 1 - \prod_{u \in \mathcal{N}(v)} (1 - \mathbb{P}(\{v \text{ is infected by } u\} | Y_u = 1) \cdot \mathbb{P}(Y_u = 1)) \\ &= 1 - \prod_{u \in \mathcal{N}(v)} (1 - pq) \\ &= 1 - (1 - pq)^{d(v)}.\end{aligned}$$

□

B Lower Bounds for the Disjoint k -Cliques Model

B.1 Proof of Lemma 3

Since $H(X_1, \dots, X_n) = m \cdot H(X_1, \dots, X_k)$, it suffices to lower bound $H(X_1, \dots, X_k)$. By the fact that conditioning reduces entropy, we have

$$H(X_1, \dots, X_k) \geq H(X_1, \dots, X_k | Y_1, \dots, Y_k) = \sum_{y^k \in \{0,1\}^k} \mathbb{P}(Y^k = y^k) \cdot H(X^k | Y^k = y^k)$$

where Y_v is the indicator variable of whether vertex v is a seed. Observe that after conditioning on the locations of the seeds, X_1, \dots, X_k are mutually independent. Moreover, by symmetry, both $\mathbb{P}(Y^k = y^k)$ and $H(X^k | Y^k = y^k)$ depend on $\sum_i y_i$, (i.e., the empirical distribution of y^k). Indeed, the marginal distribution of X_i can be specified as follows:

$$\mathbb{P}(X_i = 1 | Y^k = y^k) = \begin{cases} 1, & \text{if } y_i = 1, \\ 1 - (1 - q)^{(\sum_i y_i)}, & \text{if } y_i = 0, \end{cases}$$

and the conditional entropy is

$$H(X^k | Y^k = y^k) = \left(k - \sum_i y_i\right) \cdot \mathbf{h}_b\left(1 - (1 - q)^{(\sum_i y_i)}\right),$$

where $\mathbf{h}_b(\cdot)$ is the binary entropy function. Therefore, by writing $Z = \sum_i Y_i$, we have

$$H(X^k | Y^k) = \mathbb{E}_Z [(k - Z) \cdot \mathbf{h}_b(1 - (1 - q)^Z)], \quad (9)$$

where $Z \sim \text{Binom}(k, p)$. □

B.2 Proof of Theorem 4

Let $f(q) = \frac{\log(q)}{\log(1-q)}$, so that $f(q)$ solves $1 - (1 - q)^Z = 1 - q$. Then we bound (9) by

$$\begin{aligned} \mathbb{E}_Z [(k - Z) \cdot \mathbf{h}_b(1 - (1 - q)^Z)] &\geq \mathbb{E}_Z [(k - Z) \cdot \mathbf{h}_b(1 - (1 - q)^Z) \cdot \mathbb{1}_{\{1 \leq Z \leq f(q)\}}] \\ &\stackrel{(a)}{\geq} \mathbf{h}_b(q) \cdot \mathbb{E}_Z [(k - Z) \cdot \mathbb{1}_{\{1 \leq Z \leq f(q)\}}] \\ &\geq \mathbf{h}_b(q) (\mathbb{E}_Z [k - Z] - k \cdot \mathbb{P}\{Z = 0\} - k \cdot \mathbb{P}\{Z > f(q)\}) \\ &= k \cdot \mathbf{h}_b(q) \left((1 - p) \left(1 - (1 - p)^{k-1} \right) - \mathbb{P}\{Z > f(q)\} \right) \\ &\stackrel{(b)}{\geq} k \cdot \mathbf{h}_b(q) \left((1 - p) \left((k - 1)p - (k - 1)^2 p^2 \right) - \mathbb{P}\{Z > f(q)\} \right) \\ &\stackrel{(c)}{\succeq} \frac{k}{2} \cdot \mathbf{h}_b(q) (k \cdot p - \mathbb{P}\{Z > f(q)\}), \end{aligned} \quad (10)$$

where (a) is due to the fact that $\mathbf{h}_b(x) \geq \mathbf{h}_b(q)$ for all $q \leq x \leq 1 - q$, (b) holds since $(1 - p)^r \leq e^{-pr}$ and $e^x \leq 1 + x + x^2$ for $x \leq 1$, and (c) is due to the assumption $p \preceq 1/k$.

We then upper bound $\mathbb{P}\{Z > f(q)\}$ by Hoeffding's inequality:

$$\mathbb{P}\{Z > f(q)\} \leq \exp \left(-2k \left(p - \frac{f(q)}{k} \right)^2 \right) \stackrel{(a)}{\preceq} \exp \left(-2k \left(\frac{f(q)}{2k} \right)^2 \right) \leq \exp \left(-\frac{f(q)^2}{2k} \right) \stackrel{(b)}{\preceq} \frac{kp}{2},$$

where (a) holds by the assumption $k \cdot p \cdot q \preceq 1$, so that

$$k \cdot p \preceq \frac{q}{2} \log \left(\frac{1}{q} \right) \leq \frac{q}{1 - q} \log \left(\frac{1}{q} \right) \leq f(q),$$

and (b) holds due to the assumption $q \preceq \frac{1}{\sqrt{k} \cdot \sqrt{\log(\frac{1}{k \cdot p})}}$. Plugging into (10) yields

$$\mathbb{E}_Z [(k - Z) \cdot \mathbf{h}_b(1 - (1 - q)^Z)] \succeq k^2 \cdot p \cdot q \cdot \log \left(\frac{1}{q} \right) \succeq k^2 \cdot p \cdot q \cdot \left(\log k + \log \log \left(\frac{1}{kp} \right) \right),$$

where in the last inequality we use the assumption $q \preceq \frac{1}{\sqrt{k} \cdot \sqrt{\log(\frac{1}{k \cdot p})}}$ again. □

C Proof of Theorem 3

Let T_1 and T_2 be the number of tests performed, respectively, in Step 2 and Step 3 of the graph-aware algorithm. Specifically, T_1 is equal to the number of tests used by binary splitting to identify the infected k -cliques, and T_2 is the number of tests to identify infected individuals within each infected clique. Note that $T = T_1 + T_2$. We will bound $\mathbb{E}[T_1]$ and $\mathbb{E}[T_2]$ separately.

Let Y be the number of infected k -cliques. We have

$$\mathbb{E}[Y] = \frac{n}{k} \cdot \mathbb{P}(X_{\mathcal{C}_1} = 1) = \frac{n}{k} \cdot \left(1 - (1-p)^k\right).$$

Taking Lemma 2 with $n = n/k$ and $\alpha = Y$ gives

$$T_1 \leq (\log_2(n/k) + 1) \cdot Y$$

so that

$$\mathbb{E}[T_1] \leq \frac{n}{k} \cdot \left(\log_2(n/k) + 1\right) \cdot \left(1 - (1-p)^k\right).$$

For the second stage of the algorithm, let Z_i denote the number of tests used by binary splitting to identify all infected members of the i^{th} clique. Since $T_2 = \sum_{i=1}^{n/k} Z_i \cdot \mathbb{1}_{\{X_{\mathcal{C}_i}=1\}}$, we have

$$\begin{aligned} \mathbb{E}[T_2] &= \sum_{i=1}^{n/k} \mathbb{E} \left[Z_i \cdot \mathbb{1}_{\{X_{\mathcal{C}_i}=1\}} \right] \\ &= \frac{n}{k} \cdot \mathbb{E} \left[Z_1 \cdot \mathbb{1}_{\{X_{\mathcal{C}_1}=1\}} \right] \\ &= \frac{n}{k} \cdot \mathbb{P}(X_{\mathcal{C}_1} = 1) \cdot \mathbb{E}[Z_1 \mid X_{\mathcal{C}_1} = 1] \\ &= \frac{n}{k} \cdot \left(1 - (1-p)^k\right) \cdot \mathbb{E}[Z_1 \mid X_{\mathcal{C}_1} = 1]. \end{aligned}$$

Let M denote the number of infected members of \mathcal{C}_1 . Then by Lemma 2,

$$\mathbb{E}[Z_1 \mid X_{\mathcal{C}_1} = 1] \leq (\log_2 k + 1) \cdot \mathbb{E}[M \mid X_{\mathcal{C}_1} = 1]$$

and, assuming without loss of generality that $\mathcal{C}_1 = [k]$,

$$\begin{aligned} \mathbb{E}[M \mid X_{\mathcal{C}_1} = 1] &= \sum_{j=1}^k \mathbb{P}(X_j = 1 \mid X_{\mathcal{C}_1} = 1) \\ &= k \cdot \mathbb{P}(X_1 = 1 \mid X_{\mathcal{C}_1} = 1) \\ &= k \cdot \frac{\mathbb{P}(X_1 = 1, X_{\mathcal{C}_1} = 1)}{\mathbb{P}(X_{\mathcal{C}_1} = 1)} \\ &= k \cdot \frac{\mathbb{P}(X_1 = 1)}{\mathbb{P}(X_{\mathcal{C}_1} = 1)} \\ &= k \cdot \frac{1 - (1-p)(1-pq)^{k-1}}{1 - (1-p)^k} \end{aligned}$$

where in the last line we invoke Lemma 1. Putting everything together gives

$$\mathbb{E}[T_2] \leq n \cdot (\log_2 k + 1) \cdot \left(1 - (1-p)(1-pq)^{k-1}\right)$$

and therefore

$$\mathbb{E}[T] \leq \frac{n}{k} \cdot \left(\log_2(n/k) + 1\right) \cdot \left(1 - (1-p)^k\right) + n \cdot \left(\log_2 k + 1\right) \cdot \left(1 - (1-p)(1-pq)^{k-1}\right).$$

□

D Lower Bounds for the SBIM

D.1 Proof of Lemma 5

Notice that

$$H(X_1, \dots, X_n) \geq H(X_1, \dots, X_n | Y_1, \dots, Y_n) = \sum_{y^n \in \{0,1\}^n} \mathbb{P}(Y^n = y^n) \cdot H(X^n | Y^n = y^n).$$

Observe that after conditioning on the locations of the seeds, X_1, \dots, X_n are mutually independent. Moreover, for $i \in \mathcal{C}_\ell$, the marginal distribution of X_i can be specified as follows:

$$\mathbb{P}(X_i = 1 | Y^n = y^n) = \begin{cases} 1, & \text{if } y_i = 1, \\ 1 - (1 - q_1)^{\sum_{j \in \mathcal{C}_\ell} y_j} (1 - q_2)^{\sum_{j \notin \mathcal{C}_\ell} y_j}, & \text{if } y_i = 0. \end{cases}$$

Writing $z_\ell \triangleq \sum_{j \in \mathcal{C}_\ell} y_j$, the conditional entropy is

$$H(X^n | Y^n = y^n) = \sum_{\ell=1}^m (k - z_\ell) \cdot \mathbf{h}_b \left(1 - (1 - q_1)^{z_\ell} (1 - q_2)^{\sum_{\ell' \neq \ell} z_{\ell'}} \right),$$

where $\mathbf{h}_b(\cdot)$ is the binary entropy function. Since $Y_i \stackrel{\text{i.i.d.}}{\sim} \text{Ber}(p)$, we have $Z_\ell \stackrel{\text{i.i.d.}}{\sim} \text{Binom}(k, p)$ and hence

$$H(X^n | Y^n) = \mathbb{E}_{Z, Z'} \left[m \cdot (k - Z) \cdot \mathbf{h}_b \left(1 - (1 - q_1)^Z (1 - q_2)^{Z'} \right) \right], \quad (11)$$

where $Z \sim \text{Binom}(k, p)$ and $Z' \sim \text{Binom}(n - k, p)$. □

D.2 Proof of Theorem 6

First we assume $n \cdot p \cdot q_2 \preceq 1$, and let $\epsilon \in (0, 1)$ be a value to be specified. Define

$$z^* \triangleq \frac{1/2 - np(1 + \epsilon)q_2}{q_1}.$$

Then as long as Z and Z' satisfy the following two conditions

1. $\{np(1 - \epsilon) \leq Z' \leq np(1 + \epsilon)\}$,
2. $Z \leq z^*$,

we have

$$\frac{1}{2} \geq Z \cdot q_1 + Z' \cdot q_2 \geq 1 - (1 - q_1)^Z (1 - q_2)^{Z'}. \quad (12)$$

Since $1 - (1 - q_1)^Z (1 - q_2)^{Z'}$ is an increasing function of Z and Z' , $\mathbf{h}_b \left(1 - (1 - q_1)^Z (1 - q_2)^{Z'} \right)$ must increase with Z and Z' if they satisfy the above conditions. Therefore, we have

$$\begin{aligned} & \mathbb{E}_{Z, Z'} \left[(k - Z) \mathbf{h}_b \left(1 - (1 - q_1)^Z (1 - q_2)^{Z'} \right) \right] \\ & \geq \mathbb{E}_{Z, Z'} \left[(k - Z) \mathbf{h}_b \left(1 - (1 - q_1)^Z (1 - q_2)^{Z'} \right) \cdot \mathbb{1}_{\{0 \leq Z \leq z^*\}} \cdot \mathbb{1}_{\{np(1 - \epsilon) \leq Z' \leq np(1 + \epsilon)\}} \right] \\ & \geq \underbrace{\mathbb{E}_{Z, Z'} \left[(k - Z) \mathbf{h}_b \left(1 - (1 - q_2)^{Z'} \right) \cdot \mathbb{1}_{\{Z=0\}} \cdot \mathbb{1}_{\{np(1 - \epsilon) \leq Z' \leq np(1 + \epsilon)\}} \right]}_{(a)} + \\ & \quad \underbrace{\mathbb{E}_{Z, Z'} \left[(k - Z) \mathbf{h}_b \left(1 - (1 - q_1)^Z (1 - q_2)^{Z'} \right) \cdot \mathbb{1}_{\{1 \leq Z \leq z^*\}} \cdot \mathbb{1}_{\{np(1 - \epsilon) \leq Z' \leq np(1 + \epsilon)\}} \right]}_{(b)}. \end{aligned} \quad (13)$$

We will pick $\epsilon = \frac{1}{2}$. Then (a) can be bounded by

$$\begin{aligned}
(a) &\geq k \cdot \mathbf{h}_b \left(q_2 \cdot np(1 - \epsilon) - (q_2 \cdot np(1 - \epsilon))^2 \right) \left(1 - 2 \cdot \exp \left(-\frac{n\epsilon^2 p}{3} \right) \right) \\
&\succeq k \left(npq_2(1 - \epsilon) \log \left(\frac{1}{npq_2(1 - \epsilon)} \right) \left(1 - 2 \cdot \exp \left(-\frac{n\epsilon^2 p}{3} \right) \right) \right) \\
&\succeq k \left(npq_2 \log \left(\frac{1}{npq_2} \right) \right)
\end{aligned}$$

where in the first inequality we use

1. $Z' \geq np(1 - \epsilon)$
2. $(1 - q_2)^{Z'} \leq e^{-q_2 \cdot Z'} \leq 1 - q_2 \cdot Z' + (q_2 \cdot Z')^2$
3. Chernoff bound on Z' ,

and in the third inequality we assume $np \succeq 1$. Next, (b) can be bounded by

$$\begin{aligned}
(b) &\geq \mathbf{h}_b \left(q_1 + npq_2(1 - \epsilon) - (q_1 + npq_2(1 - \epsilon))^2 \right) \cdot \mathbb{E}_Z [(k - Z) \mathbb{1}_{\{1 \leq Z \leq z^*\}}] \cdot \left(1 - 2 \cdot \exp \left(-\frac{n\epsilon^2 p}{3} \right) \right) \\
&\succeq (q_1 + npq_2) \log \left(\frac{1}{q_1 + npq_2} \right) \cdot \mathbb{E}_Z [(k - Z) \mathbb{1}_{\{1 \leq Z \leq z^*\}}].
\end{aligned}$$

We will now lower bound $\mathbb{E}_Z [(k - Z) \mathbb{1}_{\{1 \leq Z \leq z^*\}}]$ as in Theorem 4. Observe that

$$\begin{aligned}
\mathbb{E}_Z [(k - Z) \mathbb{1}_{\{1 \leq Z \leq z^*\}}] &\geq \mathbb{E}_Z [k - Z] - k \cdot \mathbb{P}\{Z = 0\} - k \cdot \mathbb{P}\{Z \geq z^*\} \\
&\geq k \left(1 - p - (1 - p)^k - \mathbb{P}\{Z \geq z^*\} \right) \\
&\succeq k(kp - \mathbb{P}\{Z \geq z^*\}).
\end{aligned} \tag{14}$$

Finally, applying Hoeffding's inequality to $\mathbb{P}\{Z \geq z^*\}$ yields

$$\begin{aligned}
\mathbb{P}\{Z \geq z^*\} &\leq \exp \left(-2k \left(p - \frac{z^*}{k} \right)^2 \right) = \exp \left(-2k \left(p - \frac{\frac{1}{2} - npq_2(1 + \epsilon)}{q_1 k} \right)^2 \right) \\
&\stackrel{(1)}{\preceq} \exp \left(-2k \left(\frac{1}{2q_1 k} \right)^2 \right) = \exp \left(-\frac{1}{2kq_1^2} \right) \stackrel{(2)}{\leq} \frac{kp}{2},
\end{aligned}$$

where in (1) we use the facts that 1) $n \cdot p \cdot q_2 \preceq 1$ and 2) $p \preceq \frac{1}{q_1 k}$, and (2) holds when

$$q_1 \leq \frac{1}{\sqrt{2k \cdot \left(\log \left(\frac{1}{kp} \right) + 1 \right)}}.$$

Plugging into (14) yields

$$\mathbb{E}_Z [(k - Z) \mathbb{1}_{\{1 \leq Z \leq z^*\}}] \succeq k^2 p, \tag{15}$$

and thus by putting together our bounds on (a) and (b) in (13), we arrive at

$$\mathbb{E}_{Z,Z'} \left[(k - Z) \mathbf{h}_b \left(1 - (1 - q_1)^Z (1 - q_2)^{Z'} \right) \right] \quad (16)$$

$$\geq k \left(npq_2 \log \left(\frac{1}{npq_2} \right) \right) + k^2 p \cdot (q_1 + npq_2) \log \left(\frac{1}{q_1 + npq_2} \right) \quad (17)$$

$$\geq mk^2 pq_2 \log \left(\frac{1}{npq_2} \right) + k^2 p \cdot q_1 \log \left(\frac{1}{q_1 + npq_2} \right). \quad (18)$$

□

E Proofs of Additional Lemmas

E.1 Proof of Lemma 7

Let Y_v be the indicator random variable of whether vertex v is a seed, and assume without loss of generality that $v \in \mathcal{C}_1$. We have

$$\begin{aligned} \mathbb{P}(X_v = 1) &= \underbrace{\mathbb{P}(X_v = 1 \mid Y_v = 1)}_{=1} \cdot \underbrace{\mathbb{P}(Y_v = 1)}_{=p} + \mathbb{P}(X_v = 1 \mid Y_v = 0) \cdot \mathbb{P}(Y_v = 0) \\ &= p + (1 - p) \cdot \mathbb{P}(X_v = 1 \mid Y_v = 0) \end{aligned}$$

and

$$\begin{aligned} \mathbb{P}(X_v = 1 \mid Y_v = 0) &= \mathbb{P}(\{v \text{ is infected by a neighbor}\}) \\ &= 1 - \prod_{u \in \mathcal{N}(v)} \mathbb{P}(\{v \text{ isn't infected by } u\}) \\ &= 1 - \prod_{u \in \mathcal{N}(v)} \left(1 - \mathbb{P}(\{v \text{ is infected by } u\}) \right) \\ &= 1 - \prod_{u \in \mathcal{N}(v)} \left(1 - \mathbb{P}(\{v \text{ is infected by } u\} \mid Y_u = 1) \cdot \mathbb{P}(Y_u = 1) \right) \\ &= 1 - \left(\prod_{u \in \mathcal{C}_1 \setminus \{v\}} (1 - p \cdot q_1) \right) \cdot \left(\prod_{w \notin \mathcal{C}_1} (1 - p \cdot q_2) \right) \\ &= 1 - (1 - p \cdot q_1)^{k-1} \cdot (1 - p \cdot q_2)^{n-k}. \end{aligned}$$

□

E.2 Proof of Lemma 8

Let \mathcal{A} be the event that no member of community \mathcal{C}_1 is selected as a seed, and let \mathcal{B} be the event that some member of \mathcal{C}_1 is infected by an individual outside \mathcal{C}_1 . We further denote by \mathcal{B}_u the event that vertex u infects some member of \mathcal{C}_1 , where $u \notin \mathcal{C}_1$. Note that $X_{\mathcal{C}_1} = 1$ if and only if either \mathcal{A}^c occurs or $\mathcal{A} \cap \mathcal{B}$ occurs. Moreover, \mathcal{A} and \mathcal{B} are independent events. We have that $\mathbb{P}(\mathcal{A}) = (1 - p)^k$, and thus

$$\begin{aligned} \mathbb{P}(X_{\mathcal{C}_1} = 1) &= \mathbb{P}(\mathcal{A}^c) + \mathbb{P}(\mathcal{A}) \cdot \mathbb{P}(\mathcal{B}) \\ &= 1 - (1 - p)^k + (1 - p)^k \cdot \mathbb{P}(\mathcal{B}) \\ &= 1 - (1 - p)^k \cdot (1 - \mathbb{P}(\mathcal{B})). \end{aligned}$$

Finally, we compute $\mathbb{P}(\mathcal{B})$ as

$$\begin{aligned}
\mathbb{P}(\mathcal{B}) &= 1 - \prod_{u \notin \mathcal{C}_1} \mathbb{P}(\mathcal{B}_u^c) \\
&= 1 - \prod_{u \notin \mathcal{C}_1} \left(\mathbb{P}(\mathcal{B}_u^c | Y_u = 1) \cdot \underbrace{\mathbb{P}(Y_u = 1)}_{=p} + \underbrace{\mathbb{P}(\mathcal{B}_u^c | Y_u = 0)}_{=1} \cdot \underbrace{\mathbb{P}(Y_u = 0)}_{=1-p} \right) \\
&= 1 - \prod_{u \notin \mathcal{C}_1} \left(1 - p + p \cdot \mathbb{P}(\mathcal{B}_u^c | Y_u = 1) \right) \\
&= 1 - \prod_{u \notin \mathcal{C}_1} \left(1 - p + p \cdot (1 - q_2)^k \right) \\
&= 1 - \left(1 - p \cdot \left(1 - (1 - q_2)^k \right) \right)^{n-k}.
\end{aligned}$$

□